



MICHIGAN STATE SPARTAN BASKETBALL

2009 Final Four

Michigan State (31-6, 15-3) vs. North Carolina (33-4, 13-3)
Detroit, Mich. - Ford Field

You Don't Want To Miss This

- * **MSU is 14-2 under Tom Izzo in the second game of an NCAA Tournament weekend (see page 2).**
- * **Michigan State is limiting opponents to 63.6 points and 27.9 percent 3-point shooting in the tournament (see page 3).**
- * **Tom Izzo's .756 NCAA Tournament winning percentage ranks third among active coaches (see page 4).**

Michigan State 2008-09 Schedule

November		
16	IDAHO (Big Ten Network)	W, 100-62
19	at IPFW	W, 70-59
27-30	Old Spice Classic	
27	vs. Maryland (ESPN2) [1]	L, 62-80
28	vs. Oklahoma State (ESPNU) [1]	W, 94-79
30	vs. Wichita State (ESPNU) [1]	W, 65-57
December		
3	vs. #1 North Carolina [2] (ESPN)	L, 63-98
7	BRADLEY (BTN)	W, 75-59
13	ALCORN STATE (BTN)	W, 118-60
17	THE CITADEL (BTN)	W, 79-65
20	vs. #5 Texas (CBS) [3]	W, 67-63
27	vs. Oakland (FSN Detroit) [4]	W, 82-66
31	at #21 Minnesota (BTN)	W, 70-58
January		
3	at Northwestern (BTN)	W, 77-66
6	OHIO STATE (ESPN2)	W, 67-58
10	KANSAS (CBS)	W, 75-62
14	at Penn State (BTN)	W, 78-73
17	ILLINOIS (ESPN)	W, 63-57
21	NORTHWESTERN (BTN)	L, 63-70
25	at Ohio State (CBS)	W, 78-67
29	at Iowa (ESPN)	W, 71-56
February		
1	PENN STATE (BTN)	L, 68-72
4	#19 MINNESOTA (BTN)	W, 76-47
7	INDIANA (ESPN)	W, 75-47
10	at Michigan (ESPN)	W, 54-42
17	at #19 Purdue (ESPN)	L, 54-72
22	WISCONSIN (ESPN)	W, 61-50
25	IOWA (BTN)	W, 62-54
March		
1	at #20 Illinois (CBS)	W, 74-66
3	at Indiana (ESPN)	W, 64-59
8	#19 PURDUE (CBS)	W, 62-51
13	vs. Minnesota (ESPN) [5]	W, 64-56
14	vs. Ohio State (CBS) [5]	L, 70-82
20	vs. Robert Morris (CBS) [6]	W, 77-62
22	vs. USC (CBS) [6]	W, 74-69
27	vs. #14 Kansas (CBS) [7]	W, 67-62
29	vs. #1 Louisville (CBS) [7]	W, 64-52
April		
4	vs. #5 Connecticut (CBS) [8]	W, 82-73
6	vs. #2 North Carolina (CBS) [8]	9:21 p.m.
Home games (BOLD) played at the Breslin Center		
Game times are Eastern Standard Time		
[1] - Old Spice Classic - Orlando, Fla.		
[2] - ACC/Big Ten Challenge - Ford Field, Detroit, Mich.		
[3] - Houston, Texas		
[4] - The Palace of Auburn Hills		
[5] - Big Ten Tournament - Indianapolis, Ind.		
[6] - NCAA Tournament - Minneapolis, Minn.		
[7] - NCAA Tournament - Indianapolis, Ind.		
[8] - NCAA Tournament - Detroit, Mich.		

MSU Athletic Communications

Basketball SID: Matt Larson
E-mail: larson@ath.msu.edu
Office: 517-355-2271 **Fax:** 517-353-9636
Address: Z-22 Breslin Center,
 East Lansing, MI 48824



NCAA Final Four Game #38

#2 Michigan State (31-6, 15-3)

vs.

#1 North Carolina (33-4, 13-3)

April 6, 2009 - 9:21 p.m. EDT
Detroit, Mich. - Ford Field



Radio: Spartan Sports Network - Will Tieman (Play by Play), Gus Ganakas and Matt Steigenga (Color), Adam Ruff (Host)
 Flagship - WJIM 1240 AM/WMMQ 94.9 FM;
 Westwood One Radio - Kevin Kugler (Play by Play), Bill Raftery and John Thompson (Color), Jim Gray (Sidelines)
TV: CBS - Jim Nantz (Play by Play), Clark Kellogg (Color)

The Opening Tip

Michigan State will face North Carolina on Monday night in the National Championship game. The Spartans are looking for their third NCAA title in the program's history. MSU advanced to the championship game with an impressive 82-73 win over Connecticut, the Spartans' second straight victory over a No. 1 seed.

The Jump Ball

	Michigan State	North Carolina
Record	31-6, 15-3	33-4, 13-3
Coach	Tom Izzo	Roy Williams
Career Record (Years)	336-136 (14)	593-138 (21)
Leading Scorer	Kalin Lucas (14.7)	Tyler Hansbrough (20.8)
Leading Rebounder	Goran Suton (8.3)	Tyler Hansbrough (8.2)
Leading Assists	Kalin Lucas (4.6)	Ty Lawson (6.6)
Series Record	UNC leads, 8-3	
Record in NCAA Tourn.	UNC leads, 0-4	

Possible Starting Lineups

Michigan State Spartans (31-6, 15-3)	Ppg.	Rpg.	Appg.	Other
C - #14 Goran Suton (Sr., 6-10, 245)	10.2	8.3	1.6	.513 FG%
* Named Most Outstanding Player of Midwest Regional, averaging 14.3 ppg and 11.5 rpg in four games ... Big Ten's leading rebounder (8.3 rpg) ... Recorded seven double-doubles this season.				
F - #10 Delvon Roe (Fr., 6-8, 225)	5.7	5.1	0.9	0.8 bpg
* Has undergone two knee surgeries since Dec. '07 ... Averaging 2.05 off. reb. per game ... Big Ten All-Freshman Team ... Ranks fourth all-time among MSU freshmen in rebounds.				
F - #2 Raymar Morgan (Jr., 6-8, 225)	10.4	5.4	1.2	.526 FG%
* Tallied 18 points and nine rebounds in 30 minutes vs. UConn, the most points since Jan. 3, most reb. since Jan. 6, and most minutes since Jan. 17 ... MSU is 21-2 when he plays 20 or more minutes.				
G - #1 Kalin Lucas (So., 6-0, 180)	14.7	2.2	4.6	1.1 spg
* 2009 Big Ten Player of the Year ... Second in the Big Ten in scoring in league games (16.5 ppg) ... Named to Midwest Regional All-Tournament Team.				
G - #5 Travis Walton (Sr., 6-2, 190)	5.2	2.3	3.4	1.5 spg
* 2009 Big Ten Defensive Player of the Year ... Three-time All-Big Ten Defensive Team honoree ... Ranks sixth at MSU in career assists (552) ... Named to Midwest Regional All-Tournament Team.				
G - #3 Chris Allen (So., 6-3, 205)	8.5	2.3	1.3	52-160 3FG
* Leads Spartans in 3-pointers made and attempted ... MSU's sixth man, he's been the first sub off the bench in 19 of the last 29 games in which he's come off the bench.				
G - #15 Durrell Summers (So., 6-4, 195)	8.5	3.4	0.8	43-111 3FG
Ranks seventh in the Big Ten in 3-point field-goal percentage (.387) ... Three games with more than 20 points.				
F - #41 Marquise Gray (Sr., 6-8, 235)	3.2	2.9	0.3	.584 FG%
* Michigan State is 17-1 all-time when he scores in double figures ... Started five games for the Spartans ... Shooting 57.8 percent for his career.				

KEY
SUBS

North Carolina Tar Heels (33-4, 13-3)	Ppg.	Rpg.	Appg.	Other
F - #50 Tyler Hansbrough (Sr., 6-9, 250)	20.8	8.2	1.0	.850 FT%
F - #21 Deon Thompson (Jr., 6-8, 240)	10.6	5.8	0.7	1.1 bpg
G - #5 Ty Lawson (Jr., 5-11, 195)	16.5	2.9	6.6	2.0 spg
G - #22 Wayne Ellington (Jr., 6-4, 200)	15.8	4.9	2.7	82-201 3FG
G - #14 Danny Green (Sr., 6-6, 210)	13.3	4.7	2.7	.852 FT%

2008-09 Michigan State Numerical Roster

No.	Name.	Pos.	Ht.	Wt.	Yr.	Hometown	Notes
00	Idong Ibok	C	6-11	260	R-Sr.	Lagos, Nigeria	<i>Earned bachelor's degree last May</i>
1	Kalin Lucas	G	6-0	180	So.	Sterling Heights, Mich.	<i>Second-Team Sporting News Preseason All-American</i>
2	Raymar Morgan	F	6-8	225	Jr.	Canton, Ohio	<i>John R. Wooden Award Preseason candidate</i>
3	Chris Allen	G	6-3	205	So.	Lawrenceville, Ga.	<i>Second on the 07-08 Spartans with 36 3-pointers</i>
5	Travis Walton	G	6-2	190	Sr.	Lima, Ohio	<i>Two-time All-Big Ten Defensive team member</i>
10	Delvon Roe	F	6-8	225	Fr.	Euclid, Ohio	<i>2007 EA Sports National Junior of the Year</i>
13	Austin Thornton	G	6-5	210	R-Fr.	Sand Lake, Mich.	<i>Redshirted in 2007-08</i>
14	Goran Suton	C	6-10	245	R-Sr.	Lansing, Mich.	<i>Big Ten's leading returning rebounder</i>
15	Durrell Summers	G	6-4	195	So.	Detroit, Mich.	<i>Hit game-winning 3-pointer in win over No. 5 Texas</i>
20	Mike Kebler	G	6-4	200	So.	Okemos, Mich.	<i>In second-season as a walk-on</i>
22	Isaiah Dahlman	G	6-6	200	Jr.	Braham, Minn.	<i>Grandson of basketball Hall of Famer John Kundla</i>
23	Draymond Green	F	6-6	235	Fr.	Saginaw, Mich.	<i>Won back-to-back Michigan Class A Championships</i>
25	Jon Crandell	F	6-8	225	Jr.	Rochester, Mich.	<i>In second season as a walk-on</i>
34	Korie Lucious	G	5-11	170	Fr.	Milwaukee, Wis.	<i>All-state performer in Wisconsin</i>
40	Tom Herzog	C	7-0	240	R-So.	Flint, Mich.	<i>First 7-footer at MSU since 1988</i>
41	Marquise Gray	F	6-8	235	R-Sr.	Flint, Mich.	<i>Tied for the team lead in 07-08 with 26 dunks</i>

Head Coach: Tom Izzo (14th season)**Associate Head Coach:** Mark Montgomery (8th season)**Assistant Coach:** Dwayne Stephens (6th season)**Assistant Coach:** Mike Garland (9th season)**Director of Basketball Operations:** Richard Bader**Video Coordinator:** Jordan Ott**Assistant Video Coordinator:** Doug Herner**Athletic Trainer:** Tom Mackowiak**Equipment Manager:** Dave Pruder**Strength and Conditioning Coach:** Mike Vorkapich

Pronunciation Guide

Isaiah Dahlman.....	DOLL-munn
Marquise Gray.....	Mar-QWEESE
Draymond Green.....	DRAY-mond
Idong Ibok	EE-dong EE-bock
Kalin Lucas	KAY-lin
Korie Lucious	Cory LEW-shis
Raymar Morgan	RAY-mar
Goran Suton	GORE-on SUE-tahn

On This Date

Michigan State has never played a game on April 6.

All-Time NCAA Final Four Appearances

Team	Appearances
1. North Carolina	18
2. UCLA *	17
3. Duke	14
4. Kansas	13
Kentucky	13
6. Ohio State	10
7. Indiana	8
Louisville	8
9. Michigan State	7

* Records adjusted for vacated years

All-Time NCAA Tournament Winning Percentage

(at least 20 tournament games)

Team	Percentage
1. Duke	.746 (88-30)
2. UCLA	.734 (94-34)
3. Florida	.722 (26-10)
4. North Carolina	.721 (101-39)
5. Michigan State	.696 (48-21)
6. Kansas	.694 (84-37)

Five Final Fours In 11 Seasons (since 1980)

Team	Appearances
Michigan State	5 (1999-2009)
North Carolina	5 (1995-2005)
Duke	5 (1991-2001)
North Carolina	6 (1990-2000)
Duke	6 (1989-1999)
Duke	7 (1984-1994)
Duke	6 (1982-1992)
Duke	5 (1981-1991)

* Michigan State is making its nation's-best fifth trip to the Final Four in the last 11 years, all under head coach Tom Izzo. The Spartans are 5-5 in Final Four action. Michigan State's seven Final Four appearances rank ninth all-time.

* Michigan State is 2-0 in National Championship games. The Spartans defeated Indiana State, 75-64, in 1979, and Florida, 89-76, in 2000.

* Under head coach Tom Izzo, Michigan State has a spectacular 14-2 record in the second game of a weekend in NCAA Tournament play. The Spartans' only two losses have come when playing a top seed in an opponent's home state, falling to No. 1 Texas at the 2003 South Region Final in San Antonio and losing to No. 1 North Carolina in the 2007 second round in Winston-Salem, N.C.

* Every student-athlete to play four years for Tom Izzo has appeared in at least one Final Four before leaving Michigan State. In total, 53 Spartan student-athletes have been a part of a Final Four squad.

* Tom Izzo's five Final Four appearances rank tied for seventh all-time and tied for third among active coaches, trailing only Mike Krzyzewski (10) and Roy Williams (7). Izzo also ranks tied for first all-time among Big Ten coaches with Indiana's Bob Knight. In addition, Izzo is one of only eight coaches in NCAA history to take the same school to at least five Final Fours.

* The Spartans are just the 13th team in Final Four history to play within their state borders, becoming the first squad to do so since Duke played in Charlotte in 1994. With Michigan State's home court, the Breslin Center, standing 91 miles from Ford Field, the Spartans will be playing the closest to home of any Final Four team since Kansas won the 1988 championship in Kansas City. Michigan State is looking to become the first team since UCLA in 1975 to win a National Championship in its home state.

* Michigan State is making its 12th straight NCAA Tournament appearance in 2009. It is the longest current streak among Big Ten schools and fourth longest in the nation.

* Michigan State is one of just 14 schools to have won two or more NCAA Championships. Cincinnati, Connecticut, Florida, Kansas, Louisville, North Carolina State, Oklahoma State and San Francisco join MSU with two titles. Only Duke (3), North Carolina (4), Indiana (5), Kentucky (7) and UCLA (11) have won more titles.

Tale Of The Tape - MSU/UNC Stat Breakdowns

Category (NCAA Tourn. stats in Paren.)	MSU	UNC
Scoring Offense	72.0 (72.8)	89.8 (87.6)
Scoring Defense	63.0 (63.6)	72.0 (66.8)
Scoring Margin	+9.0 (+9.2)	+17.9 (+20.8)
Field Goal Pct.	.452 (.434)	.481 (.485)
Field Goal Pct. Defense	.414 (.415)	.411 (.382)
3Pt. FG Pct.	.357 (.382)	.387 (.463)
3Pt. FG Pct. Defense	.316 (.279)	.338 (.259)
Free Throw Pct.	.697 (.775)	.754 (.705)
Rebound Margin	+9.4 (+5.8)	+6.7 (+2.4)
Turnovers per game	13.8 (12.4)	12.6 (11.0)

MSU vs. North Carolina Notes
Series History

The Spartans have faced UNC 11 times, with the Tar Heels leading the overall series, 8-3. Four of those meetings occurred in the NCAA Tournament, with UNC prevailing in each meeting. The first came in 1957, when the Tar Heels downed MSU in a triple-overtime affair, 70-64; it is the longest NCAA Tournament game in MSU's history. In each of the other three NCAA meetings, UNC has been a No. 1 seed: The Tar Heels defeated MSU in the regional semifinals in 1998 (73-58), in the national semifinals in 2005 (87-71), and in the second round in 2007 (81-67). UNC is currently riding a three-game winning streak over MSU. The teams last met back in December at Ford Field, where UNC took a 98-63 victory as MSU starting center Goran Suton missed the game due to injury.

Final Four - No. 2 MSU 82 - No. 1 UConn 73

* Michigan State's 82 points marked its most in an NCAA Tournament game since the 2005 Regional Final against Kentucky, 94-88 (2OT).

* Raymar Morgan scored 18 points and grabbed nine rebounds in 30 minutes, marking the most points he's scored since Jan. 3, the most rebounds since Jan. 6, and most minutes since Jan. 17.

* Travis Walton recorded a season-high and NCAA Tournament-high eight assists against no turnovers. He also spearheaded the Spartan defense that held A.J. Price to 5-of-20 shooting.

* The attendance of 72,456 was the largest ever for a Final Four game and the second-largest basketball crowd ever (world record: 78,129 on Dec. 13, 2003, MSU vs. Kentucky, Ford Field).

* Raymar Morgan tied a Michigan State NCAA Tournament record with five steals.

* All three Spartan freshmen had major contributions. Korie Lucious led all bench scorers with 11 points (all in the first half), including nine straight at one point. Delvon Roe grabbed an NCAA Tournament personal best with eight rebounds. Draymond Green scored eight second-half points.

* Michigan State used a 17-5 run to turn a 49-47 deficit (14:35) into a 64-54 lead (7:05).

* Michigan State improved to 3-4 in National Semifinal contests.

Notes From The 2009 NCAA Tournament

* In advancing to the National Championship game, Michigan State has defeated three straight National Championship coaches - Bill Self (Kansas), Rick Pitino (Louisville) and Jim Calhoun (Connecticut).

* The Spartans have also defeated four teams that won either their conference regular season or tournament crown (Robert Morris, USC, Kansas, Louisville) and the defending national champion.

* Goran Suton, the Most Outstanding Player of the Midwest Regional, is averaging a double-double in the NCAA Tournament (12.2 ppg; 10.6 rpg).

* Kalin Lucas leads the Spartans in scoring during the tournament, averaging 14.4 points and a team-best 5.4 assists. His 21 points against Connecticut marked a personal best in a tournament game.

* MSU is limiting opponents to 63.6 points per game during the tournament.

* The Spartans, who lead the nation in rebound margin, have a +5.8 rebound margin in the tournament.

* MSU is shooting .382 from 3-point range, while holding opponents to .279 from behind the arc.

* Draymond Green is averaging 8.8 points, after entering the tournament averaging 2.3 points.

* Michigan State entered the NCAA Tournament averaging 71.9 points, but are scoring 72.8 points per tournament contest.

* Nine different Spartans have scored in double-figures in a tournament game

* The Spartans are averaging just 12.4 turnovers per game, entering the tournament with a 14.0 per game average.

Big Ten Conference Standings
(Through games of April 4)

	Big Ten		Overall	
	W-L	Pct.	W-L	Pct.
Michigan State	15-3	.833	31-6	.838
Purdue	11-7	.611	27-10	.730
Illinois	11-7	.611	24-10	.706
Penn State	10-8	.556	27-11	.711
Ohio State	10-8	.556	22-11	.667
Wisconsin	10-8	.556	20-13	.606
Minnesota	9-9	.500	22-11	.667
Michigan	9-9	.500	21-14	.600
Northwestern	8-10	.444	17-14	.548
Iowa	5-13	.278	15-17	.469
Indiana	1-17	.056	6-25	.194

* Tom Izzo ranks third among active coaches for the best NCAA Tournament winning percentage at .756 (31-10). Duke's Mike Krzyzewski ranks first at .763 (71-22), followed by Florida's Billy Donovan at .759 (22-7). Izzo ranks just ahead of North Carolina's Roy Williams at .750 (54-18).

* Thirty years after Michigan State won its first NCAA Championship, the 2009 Spartans can look back for a few good omens. For example, the only other time MSU has been a No. 2 seed came in 1979. And, just like in 1979, the Spartans won their regional in Indianapolis.

* Michigan State has won 14 of the last 16 games thanks in large part to great defense. Over the last 16 games, the Spartans are holding opponents to 59.0 points per game, allowing teams to shoot just 39.8 percent from the field and 27.5 percent from 3-point range. Only seven teams have scored 60 points and just three have scored 70.

* Michigan State is 22-3 with Morgan in the starting lineup and 21-2 when he plays 20 minutes or more. The Spartans average 76.1 points and own a +10.7 rebound margin when Morgan plays 20 minutes or more, but just 65.4 ppg and +7.4 on the boards when he plays fewer than 20 minutes or not at all.

* Michigan State's 31 wins are the third most in school history. Only the 1999 (33 wins) and 2000 (32) teams had more victories.

* Michigan State leads the nation in rebound margin at +9.4 (as of March 30). MSU has led the Big Ten in rebounding margin in nine of the last 11 years. This season, the Spartans are 27-5 when out-rebounding their opponent. MSU has out-rebounded 25 of the last 27 opponents.

* Michigan State is 19-4 away from the Breslin Center, including 10-3 on a neutral court. MSU finished a league-best 8-1 in league road games after winning its first six conference road games for the first time since joining the Big Ten in 1950-51.

* With 876 rebounds for his career, Goran Suton ranks sixth in MSU history, 30 behind Mike Peplowski (906) in fifth place.

* Michigan State has used 14 different starting lineups this season, including nine in the first 12 games. Eleven different Spartans have started a game this season. The Spartans are 11-1 when Morgan, Roe and Suton are all in the starting lineup.

* With 552 career assists, Travis Walton ranks sixth in Michigan State history. His 2.58 assist-to-turnover ratio leads the league overall. He needs 10 assists to pass current Spartan assistant Mark Montgomery (561 assists) for fifth place.

* Kalin Lucas has led MSU in scoring in 14 of the last 26 games, scoring 20 or more points in nine contests.

* Michigan State is 17-2 when committing fewer turnovers than its opponent, and 4-0 when turnovers are equal, but just 10-4 when committing more. The Spartans are 22-2 when committing fewer than 15 turnovers, but just 9-4 when committing 15 or more.

* The Spartans are 19-1 when scoring 70 or more points, but just 12-5 when scoring fewer than 70. Defensively, MSU is 28-0 when allowing fewer than 70 points, but 3-6 when allowing more than 70.

* Michigan State leads the Big Ten in offensive rebounds, grabbing 14.05 per game. The Spartans are grabbing 40.9 percent of their missed shots.

* Ten Spartans average 8.9 minutes or more, while 11 average 6.1 minutes or more, although Kalin Lucas is the only player to average more than 29.

* Michigan State is recording an assist on 63.6 percent of its baskets (598-of-940). In tournament play, the Spartans are recording an assist on 69.5 percent of their baskets.

* The day after Michigan State played North Carolina in the ACC/Big Ten Challenge, Goran Suton underwent arthroscopic surgery. MSU is 27-4 with Suton in the lineup.

Michigan State * 1979 NCAA Champions

30th Anniversary Moment



March 26, 1979

Michigan State defeated previously-unbeaten Indiana State, 75-64, to capture the school's first NCAA Championship in what is still the highest-rated game in college basketball history. The Spartans charged out to a 37-28 halftime lead and held a 44-28 advantage early in the second half, when Greg Kelser picked up his fourth foul. Earvin Johnson later picked up his third foul and the Sycamores crept back to within six points. Kelser then found Johnson for a backdoor slam and an undercutting foul on ISU, leading to two free throws and a four-point play to seal the Spartan win. Johnson led the Spartans with 24 points, while Kelser added 19 points, eight rebounds and nine assists despite his foul trouble. Terry Donnelly also contributed, hitting all five field-goal attempts and five-of-six free throws for his 15 points. Defensively, MSU held Larry Bird to 19 points, eight below his average. For the game, the Spartans shot 60.5 percent from the field.

* MSU's bench has out-scored the opponent's bench in 28 of 37 games this season. The Spartan reserves have out-scored the opponent subs, 988-617, an average of 26.7-16.7.

* Traditionally a strong free-throw shooting team, Michigan State is shooting just .697 from the charity stripe, but is shooting .775 in NCAA Tournament play.

* Chris Allen has been Michigan State's sixth man for most of the season. He has come off the bench in 32 of the Spartans' 37 games, and has been the first sub off the bench in 19 of the last 29 games in which he's come off the bench.

* Michigan State is 17-1 when Marquise Gray scores in double figures 18 times in his career.

MSU'S RECORD IN 08-09 WHEN:

At home: 12-2

On road: 9-1

Neutral: 10-3

Leading at the half: 23-1

Trailing at the half: 7-5

Tied at halftime: 0-0

Shoot 50% or above from field: 9-0

Shoot less than 50% from field: 22-6

Opp. shoots 50% or above: 1-2

Opp. shoots less than 50%: 30-4

MSU outshoots opp.: 22-0

Opp. outshoots MSU: 9-6

Both teams shoot same from floor: 0-0

MSU outrebounds opp.: 27-5

Opp. outrebounds MSU: 3-1

Rebounds are equal: 1-0

MSU has more turnovers: 10-4

Opp. has more turnovers: 16-2

Turnovers are equal: 5-0

Game decided by 1-5 pts: 5-1

Game decided by 6-10 pts: 7-1

Game decided by 11-15 pts: 13-1

Game decided by 16+ pts: 6-3

MSU scores less than 60 pts: 1-1

MSU scores 60-69 pts: 11-4

MSU scores 70-79 pts: 14-1

MSU scores 80+ pts: 5-0

MSU allows less than 60 pts: 16-0

MSU allows 60-69 pts: 11-0

MSU allows 70-79 pts: 3-3

MSU allows 80+ pts: 0-3

MSU in overtime: 0-0

One MSU player scores 10+: 0-0

Two MSU players score 10+: 10-2

Three MSU players score 10+: 11-4

Four MSU players score 10+: 8-0

Five MSU players score 10+: 2-0

Six MSU players score 10+: 0-0

In November: 4-1

In December: 6-1

In January: 7-1

In February: 5-2

In March: 8-1

In April: 1-0

On Sunday: 9-1

On Monday: 0-0

On Tuesday: 3-1

On Wednesday: 6-2

On Thursday: 1-1

On Friday: 4-0

On Saturday: 8-1

Day Games: 14-2

Night Games: 17-4

Five Final Fours In Last 11 Years



Highest NCAA Tournament Winning Percentage - Active

Coach	Pct. (W-L)
1. Mike Krzyzewski	.763 (71-22)
2. Billy Donovan	.759 (22-7)
3. Tom Izzo	.756 (31-10)
4. Roy Williams	.750 (54-18)
5. Rick Pitino	.745 (38-13)

Most Final Four Appearances - Active

Coach	Appearances
1. Mike Krzyzewski	10
2. Roy Williams	7
3. Tom Izzo	5
Rick Pitino	5

Most Consecutive NCAA Tournament Appearances - Active Streak

Coach	Appearances
1. Roy Williams	20
2. Rick Barnes	14
Mike Krzyzewski	14
4. Tom Izzo	12

Most Wins In First 13 Seasons

Coach	Wins
1. Roy Williams	355
2. Everett Case	320
3. Denny Crum	319
4. Jim Boeheim	317
5. Tubby Smith	315
6. Nolan Richardson	308
7. Tom Izzo	305

Big Ten Conference Games Winning Percentage
Minimum 10 Years in Conference

Coach	Pct. (W-L)
1. Bob Knight (IND)	.700 (353-151)
2. Tom Izzo (MSU)	.690 (160-72)
3. Ward Lambert (PUR)	.685 (228-105)

Career Big Ten Victories

Coach	Wins
1. Bob Knight (IND)	353
2. Gene Keady (PUR)	265
3. Ward Lambert (PUR)	228
4. Lou Henson (ILL)	214
5. Branch McCracken (IND)	210
6. Jud Heathcote (MSU)	182
7. Harry Combes (ILL)	174
8. Tom Izzo (MSU)	160

Notable Izzo Wins

Win #1: vs. Chaminade (69-66), 11/20/95

Big Ten Win #1: vs. Indiana (65-60), 1/4/96

Win #100: vs. Indiana (77-71 OT), 1/11/2000

Win #200: vs. Iowa (89-72), 2/4/2004

Big Ten Win #100: vs. Minnesota (69-58), 2/14/2004

Win #232*: vs. Duke (78-68), 3/25/2005

Win #300: vs. Iowa (66-52), 2/23/2008

* Became MSU's second-winningest coach


The Book On Tom Izzo

- * Four-Time National Coach of the Year
- * One NCAA, Five Big Ten & Two Big Ten Tournament titles
- * Five Final Four appearances
- * Two-Time Big Ten Coach of the Year
- * 12 straight NCAA Tournament appearances
- * 11 NBA Draft Picks, including six first rounders
- * Six All-Americans - Two Academic All-Americans
- * Graduate 83% of players that complete eligibility
- * Just the second coach in NCAA history to reach four Final Fours

in his first 10 years of coaching (Ohio State's Fred Taylor)

* Just the sixth coach in NCAA history to appear in four Final Fours in a seven-year span

* Longest serving active Big Ten men's basketball coach (2nd: Bill Carmody (NU) - 9 years)

* NABC Board of Directors

* USA Basketball Collegiate Committee

* Ten 20-win seasons

* One of just three coaches in Big Ten history to win 100 league games in first nine seasons

* Twice visited US Troops in Kuwait, coaching military base teams as a part of "Operation Hardwood: Hoops With the Troops"

Coach Izzo

In his 14th year, Tom Izzo (Northern Michigan, '77) is 336-136 (.712), and 160-72 (.690) in the Big Ten, as the coach of the Michigan State basketball program. In 2005, he passed Benjamin Van Alstyne to become the second-winningest coach in MSU history, trailing only Jud Heathcote (340) in total wins. In his 14 seasons as a head coach, Izzo has won National Coach of the Year honors four times, including the Clair Bee Award in 2005 and NABC honors in 2001. In 1999, Izzo was named National Coach of the year by Basketball Times, while earning similar honors from The Associated Press, Basketball News and the USBWA in '98. He earned Big Ten Coach of the Year honors in 1998 and 2009.

Among The Big Ten's Best

Tom Izzo's .690 winning percentage in Big Ten games ranks second all-time among league coaches with at least 10 years of service, behind former Indiana coach Bob Knight (.700) and just ahead of Purdue's Ward Lambert (.685). In all games, Knight ranks first at .734, followed by Wisconsin's Walter Meanwell (.712), Izzo (.712) and Lambert (.709). With 160 conference victories, Izzo ranks eighth all-time.

Izzo Among Best Ever

Through his first 13 seasons, Tom Izzo won 305 games, ranking seventh in college basketball history for most wins by a college coach in his first 13 years.

Izzo's Career Record

Year	Overall	Pct.	Big Ten	Pct.	Finish	Postseason
1995-96	16-16	.500	9-9	.500	7th	NIT Second Round
1996-97	17-12	.586	9-9	.500	T-6th	NIT Second Round
1997-98	22-8	.733	13-3	.813	T-1st	NCAA Sweet 16
1998-99	33-5	.868	15-1	.938	1st	NCAA Final Four
1999-2000	32-7	.821	13-3	.813	T-1st	NCAA Champion
2000-01	28-5	.848	13-3	.813	T-1st	NCAA Final Four
2001-02	19-12	.613	10-6	.625	5th	NCAA First Round
2002-03	22-13	.629	10-6	.625	t-3rd	NCAA Elite Eight
2003-04	18-12	.600	12-4	.750	t-2nd	NCAA First Round
2004-05	26-7	.788	13-3	.813	2nd	NCAA Final Four
2005-06	22-12	.647	8-8	.500	T-6th	NCAA First Round
2006-07	23-12	.657	8-8	.500	T-7th	NCAA Second Round
2007-08	27-9	.750	12-6	.667	4th	NCAA Sweet 16
2008-09	31-6	.838	15-3	.833	1st	NCAA Final Four
14 Years	336-136	.712	160-72	.690		

Izzo Against Ranked Opponents

In his 14 years of coaching, Tom Izzo is 73-66 against ranked opponents. The win over top-ranked Louisville was Izzo's second over an Associated Press No. 1 (Wisconsin, 2007).

Izzo in the NCAA Tournament

With the victory over Connecticut, Coach Izzo won his 31st overall NCAA Tournament game and improved his winning percentage to .756 in the tournament (31-10). Izzo's winning percentage in the NCAA Tournament ranks third among active coaches.

Graduating Student-Athletes

In Tom Izzo's 13 full years directing the Spartan program, 83 percent of his players who completed their eligibility also left with a degree. In the last nine years, 29 Spartans have received their undergraduate degrees, including five each in 2001, 2003 and 2007.

Izzo's Coaching Tree

Five current Division I head coaches all served as assistants to Tom Izzo, including Jim Boylen (Utah), Tom Crean (Indiana), Brian Gregory (Dayton), Stan Heath (South Florida) and Doug Wojcik (Tulsa). Gregory is in his sixth year as head coach, after leaving MSU in the spring of 2003. Crean directed Marquette to the 2003 Final Four, while Heath directed Kent State to the Elite Eight in the 2002 NCAA Tournament. Wojcik is in his fourth season at Tulsa. Mike Garland served as head coach at Cleveland State for three seasons after leaving Izzo's staff in 2003. He is now back as an assistant coach at MSU. Most recently, Jim Boylen left MSU following the 2007 season, and is in his second season with Utah. Stan Joplin, an assistant during Izzo's first season, spent 12 seasons as head coach at Toledo.

Home Sweet Home

During Tom Izzo's career as head coach, the Spartans are 192-24 (.889) at home, including 169-15 (.918) since the start of the 1997-98 season.

Coaches Vs. Cancer




During the 2007-08 season, Tom and Lupe Izzo launched the Michigan State chapter of the Coaches Vs. Cancer program. Now in its second season, the Izzos are looking for an even better year. Signature events for 2009 include the Suits and Sneakers Fundraising Challenge, where employees donate funds for the right to wear sneakers in the work place, an NCAA Final Four Reception (April 3, 2009), and Izzo Goes To Broadway (May 6, 2009), a cabaret style show featuring special guests and professional talent, directed by Broadway director and East Lansing native Greg Ganakas at the Wharton Center on the MSU campus. For more information on any of these initiatives, contact Kate Follett from the American Cancer Society at 517-664-1370.

Statistical Performances Of Izzo's Teams




Big Ten Games Only

Season	FG%	Opp. FG%	FT%	Rebound Margin	Scoring Offense	Scoring Defense
1995-96	6th - .418	4th - .417	10th - .652	1st - +4.6	11th - 59.1	2nd - 61.6
1996-97	5th - .440	9th - .459	10th - .617	2nd - +5.6	8th - 64.9	4th - 67.1
1997-98	t-7th - .445	3rd - .420	8th - .710	1st - +6.4	5th - 73.6	3rd - 64.6
1998-99	t-1st - .458	8th - .443	4th - .738	1st - +7.9	4th - 70.6	3rd - 61.2
1999-2000	2nd - .477	2nd - .388	1st - .725	1st - +14.7	2nd - 76.1	2nd - 59.8
2000-01	1st - .491	3rd - .391	4th - .727	1st - +13.4	3rd - 74.8	2nd - 61.8
2001-02	3rd - .476	4th - .419	1st - .776	1st - +7.4	t-5th - 68.1	4th - 64.3
2002-03	4th - .441	2nd - .395	4th - .732	1st - +4.6	8th - 64.6	2nd - 60.5
2003-04	1st - .522	7th - .439	1st - .777	t-3rd - +2.1	1st - 71.3	5th - 65.1
2004-05	1st - .498	5th - .434	1st - .792	1st - +9.1	2nd - 73.9	2nd - 62.2
2005-06	1st - .469	5th - .440	1st - .781	1st - +4.2	3rd - 69.8	8th - 67.6
2006-07	1st - .470	1st - .390	5th - .719	1st - +6.6	8th - 61.4	3rd - 57.5
2007-08	1st - .474	4th - .410	3rd - .720	2nd - +5.9	3rd - 66.7	5th - 61.2
2008-09	5th - .440	3rd - .410	6th - .710	1st - +11.5	1st - 67.6	3rd - 59.2


NCAA TOURNAMENT FINAL FOUR • APRIL 4 & 6, 2009

	#6/7 MICHIGAN STATE	100																																																																																																																																																																																																																																																																																																																																	
	IDAHO	62																																																																																																																																																																																																																																																																																																																																	
#1	Nov. 16, 2008 • East Lansing, Mich. Breslin Center																																																																																																																																																																																																																																																																																																																																		
Key Stat: 1st-Half Field Goal Percentage MSU - 65.5%; Idaho - 37.5%																																																																																																																																																																																																																																																																																																																																			
Quotable: "He played with a sense of purpose in the second half, and I thought that was one of the best halves of basketball he has played." - MSU coach Tom Izzo on Chris Allen																																																																																																																																																																																																																																																																																																																																			
Key Moment: Michigan State opened the game on a 25-4 run and never looked back.																																																																																																																																																																																																																																																																																																																																			
Notes: Michigan State improved to 88-22 in season openers, having won 31 of the last 32 ... Michigan State improved to 92-18 in home openers, including 77-11 in season openers at home. The Spartans have won 32 straight home openers and have not lost a season opener at home since Dec. 1, 1970 ... Michigan State won its 35th consecutive non-conference home game, good for the third longest streak in the nation ... Kalin Lucas tied his career high with nine assists ... Chris Allen scored a career-best 21 points ... Michigan State out-scored Idaho, 30-8, in points off turnovers ... By scoring 100 points, Michigan State snapped Idaho's streak of 491 games without allowing an opponent to score 100 or more points, dating back to Nov. 14, 1991 ... Michigan State scored 100 points in the season opener for the first time since 2004-05 and just the fifth time in school history.																																																																																																																																																																																																																																																																																																																																			
<table><tr><td>Michigan State</td><td>FG</td><td>3FG</td><td>FT</td><td>O-D-R</td><td>PFPTS</td><td>A</td><td>TO</td><td>B</td><td>S</td><td>MIN</td></tr><tr><td>Kalin Lucas, g</td><td>3-4</td><td>1-2</td><td>6-6</td><td>0-1-1</td><td>1</td><td>13</td><td>9</td><td>0</td><td>0</td><td>27</td></tr><tr><td>Raymar Morgan, f</td><td>7-8</td><td>1-1</td><td>6-9</td><td>1-0-1</td><td>3</td><td>21</td><td>0</td><td>0</td><td>2</td><td>20</td></tr><tr><td>Chris Allen, g</td><td>7-12</td><td>3-6</td><td>4-4</td><td>1-3-4</td><td>1</td><td>21</td><td>0</td><td>2</td><td>0</td><td>19</td></tr><tr><td>Travis Walton, g</td><td>1-3</td><td>0-0</td><td>1-2</td><td>0-2-2</td><td>2</td><td>3</td><td>5</td><td>3</td><td>0</td><td>23</td></tr><tr><td>Goran Sutton, c</td><td>4-5</td><td>0-1</td><td>2-2</td><td>2-0-2</td><td>3</td><td>10</td><td>0</td><td>1</td><td>0</td><td>18</td></tr><tr><td>Idong Ibok</td><td>0-0</td><td>0-0</td><td>0-0</td><td>0-0-0</td><td>1</td><td>0</td><td>0</td><td>0</td><td>0</td><td>7</td></tr><tr><td>Delvon Roe</td><td>0-2</td><td>0-0</td><td>1-2</td><td>1-4-5</td><td>2</td><td>1</td><td>2</td><td>1</td><td>1</td><td>14</td></tr><tr><td>Austin Thornton</td><td>3-3</td><td>3-3</td><td>0-0</td><td>0-1-1</td><td>0</td><td>9</td><td>1</td><td>0</td><td>0</td><td>9</td></tr><tr><td>Durrell Summers</td><td>3-8</td><td>1-3</td><td>0-1</td><td>0-3-3</td><td>4</td><td>7</td><td>1</td><td>2</td><td>0</td><td>19</td></tr><tr><td>Mike Kebler</td><td>0-0</td><td>0-0</td><td>0-0</td><td>0-0-0</td><td>0</td><td>0</td><td>0</td><td>0</td><td>0</td><td>2</td></tr><tr><td>Draymond Green</td><td>1-1</td><td>0-0</td><td>0-0</td><td>1-1-2</td><td>0</td><td>2</td><td>0</td><td>0</td><td>0</td><td>6</td></tr><tr><td>Jon Crandell</td><td>0-0</td><td>0-0</td><td>0-0</td><td>0-0-0</td><td>0</td><td>0</td><td>0</td><td>0</td><td>0</td><td>2</td></tr><tr><td>Korie Lucious</td><td>2-5</td><td>2-5</td><td>1-2</td><td>0-0-0</td><td>4</td><td>7</td><td>4</td><td>0</td><td>0</td><td>13</td></tr><tr><td>Tom Herzog</td><td>0-1</td><td>0-0</td><td>0-0</td><td>0-1-1</td><td>0</td><td>0</td><td>1</td><td>0</td><td>0</td><td>3</td></tr><tr><td>Marquise Gray</td><td>3-5</td><td>0-0</td><td>0-0</td><td>2-6-8</td><td>1</td><td>6</td><td>0</td><td>0</td><td>0</td><td>18</td></tr><tr><td>Team</td><td></td><td></td><td></td><td>1-0-1</td><td></td><td></td><td></td><td></td><td></td><td></td></tr><tr><td>Totals</td><td>34-57</td><td>11-21</td><td>21-28</td><td>9-22-31</td><td>22</td><td>100</td><td>23</td><td>9</td><td>3</td><td>200</td></tr></table> <table><tr><td>Total FG%</td><td>1st: 19-29 (65.5%)</td><td>2nd: 15-28 (53.6%)</td><td>Game: 59.6%</td></tr><tr><td>3-Pt FG%</td><td>1st: 7-12 (58.3%)</td><td>2nd: 4-9 (44.4%)</td><td>Game: 52.4%</td></tr><tr><td>FThrow%</td><td>1st: 9-12 (75.0%)</td><td>2nd: 12-16 (75.0%)</td><td>Game: 75.0%</td></tr></table> <p>Officials: Ed Hightower, Dan Chrisman, Earl Walton Attendance: 14,759 Halftime Score: MSU 54-29 Record: MSU 1-0; UI 1-1</p>			Michigan State	FG	3FG	FT	O-D-R	PFPTS	A	TO	B	S	MIN	Kalin Lucas, g	3-4	1-2	6-6	0-1-1	1	13	9	0	0	27	Raymar Morgan, f	7-8	1-1	6-9	1-0-1	3	21	0	0	2	20	Chris Allen, g	7-12	3-6	4-4	1-3-4	1	21	0	2	0	19	Travis Walton, g	1-3	0-0	1-2	0-2-2	2	3	5	3	0	23	Goran Sutton, c	4-5	0-1	2-2	2-0-2	3	10	0	1	0	18	Idong Ibok	0-0	0-0	0-0	0-0-0	1	0	0	0	0	7	Delvon Roe	0-2	0-0	1-2	1-4-5	2	1	2	1	1	14	Austin Thornton	3-3	3-3	0-0	0-1-1	0	9	1	0	0	9	Durrell Summers	3-8	1-3	0-1	0-3-3	4	7	1	2	0	19	Mike Kebler	0-0	0-0	0-0	0-0-0	0	0	0	0	0	2	Draymond Green	1-1	0-0	0-0	1-1-2	0	2	0	0	0	6	Jon Crandell	0-0	0-0	0-0	0-0-0	0	0	0	0	0	2	Korie Lucious	2-5	2-5	1-2	0-0-0	4	7	4	0	0	13	Tom Herzog	0-1	0-0	0-0	0-1-1	0	0	1	0	0	3	Marquise Gray	3-5	0-0	0-0	2-6-8	1	6	0	0	0	18	Team				1-0-1							Totals	34-57	11-21	21-28	9-22-31	22	100	23	9	3	200	Total FG%	1st: 19-29 (65.5%)	2nd: 15-28 (53.6%)	Game: 59.6%	3-Pt FG%	1st: 7-12 (58.3%)	2nd: 4-9 (44.4%)	Game: 52.4%	FThrow%	1st: 9-12 (75.0%)	2nd: 12-16 (75.0%)	Game: 75.0%																																																																																																															
Michigan State	FG	3FG	FT	O-D-R	PFPTS	A	TO	B	S	MIN																																																																																																																																																																																																																																																																																																																									
Kalin Lucas, g	3-4	1-2	6-6	0-1-1	1	13	9	0	0	27																																																																																																																																																																																																																																																																																																																									
Raymar Morgan, f	7-8	1-1	6-9	1-0-1	3	21	0	0	2	20																																																																																																																																																																																																																																																																																																																									
Chris Allen, g	7-12	3-6	4-4	1-3-4	1	21	0	2	0	19																																																																																																																																																																																																																																																																																																																									
Travis Walton, g	1-3	0-0	1-2	0-2-2	2	3	5	3	0	23																																																																																																																																																																																																																																																																																																																									
Goran Sutton, c	4-5	0-1	2-2	2-0-2	3	10	0	1	0	18																																																																																																																																																																																																																																																																																																																									
Idong Ibok	0-0	0-0	0-0	0-0-0	1	0	0	0	0	7																																																																																																																																																																																																																																																																																																																									
Delvon Roe	0-2	0-0	1-2	1-4-5	2	1	2	1	1	14																																																																																																																																																																																																																																																																																																																									
Austin Thornton	3-3	3-3	0-0	0-1-1	0	9	1	0	0	9																																																																																																																																																																																																																																																																																																																									
Durrell Summers	3-8	1-3	0-1	0-3-3	4	7	1	2	0	19																																																																																																																																																																																																																																																																																																																									
Mike Kebler	0-0	0-0	0-0	0-0-0	0	0	0	0	0	2																																																																																																																																																																																																																																																																																																																									
Draymond Green	1-1	0-0	0-0	1-1-2	0	2	0	0	0	6																																																																																																																																																																																																																																																																																																																									
Jon Crandell	0-0	0-0	0-0	0-0-0	0	0	0	0	0	2																																																																																																																																																																																																																																																																																																																									
Korie Lucious	2-5	2-5	1-2	0-0-0	4	7	4	0	0	13																																																																																																																																																																																																																																																																																																																									
Tom Herzog	0-1	0-0	0-0	0-1-1	0	0	1	0	0	3																																																																																																																																																																																																																																																																																																																									
Marquise Gray	3-5	0-0	0-0	2-6-8	1	6	0	0	0	18																																																																																																																																																																																																																																																																																																																									
Team				1-0-1																																																																																																																																																																																																																																																																																																																															
Totals	34-57	11-21	21-28	9-22-31	22	100	23	9	3	200																																																																																																																																																																																																																																																																																																																									
Total FG%	1st: 19-29 (65.5%)	2nd: 15-28 (53.6%)	Game: 59.6%																																																																																																																																																																																																																																																																																																																																
3-Pt FG%	1st: 7-12 (58.3%)	2nd: 4-9 (44.4%)	Game: 52.4%																																																																																																																																																																																																																																																																																																																																
FThrow%	1st: 9-12 (75.0%)	2nd: 12-16 (75.0%)	Game: 75.0%																																																																																																																																																																																																																																																																																																																																
	#5/7 MICHIGAN STATE	70																																																																																																																																																																																																																																																																																																																																	
	IPFW	59																																																																																																																																																																																																																																																																																																																																	
#2	Nov. 19, 2008 • Fort Wayne, Ind. Memorial Coliseum																																																																																																																																																																																																																																																																																																																																		
Key Stat: Offensive Rebounds MSU - 16; IPFW - 4																																																																																																																																																																																																																																																																																																																																			
Quotable: "Even though I always say when I get here, 'Why did I do this?' I did it for the right reasons. It was probably a good learning experience for us and impressive that we had some freshmen who did make a difference." - MSU coach Tom Izzo																																																																																																																																																																																																																																																																																																																																			
Key Moment: Trailing 44-42 with 10:59 left, Michigan State went on a 13-0 run over the next 4:58, forcing five turnovers in that stretch.																																																																																																																																																																																																																																																																																																																																			
Notes: Michigan State turned a 16-4 advantage in offensive rebounds into a 17-9 edge in second-chance points ... The Spartans scored 15 points in the first 16 minutes of the game, and 17 in the final 3:42 of the first half ... The Spartans committed just three turnovers in the second half, including just one in the final 17:29. MSU held a 17-9 advantage in points off turnovers ... Michigan State held a 21-6 advantage in bench points, led by Delvon Roe with nine points ... Michigan State outscored IPFW, 19-6, from the foul line ... After being out-rebounded in the season opener, Michigan State out-rebounded IPFW, 38-28 ... The Spartans exploited their size advantage, owning a 32-16 edge in points in the paint.																																																																																																																																																																																																																																																																																																																																			
<table><tr><td>Michigan State</td><td>FG</td><td>3FG</td><td>FT</td><td>O-D-R</td><td>PFPTS</td><td>A</td><td>TO</td><td>B</td><td>S</td><td>MIN</td></tr><tr><td>Kalin Lucas, g</td><td>5-12</td><td>0-2</td><td>7-8</td><td>0-1-1</td><td>2</td><td>17</td><td>3</td><td>1</td><td>0</td><td>30</td></tr><tr><td>Raymar Morgan, f</td><td>7-11</td><td>0-2</td><td>8-12</td><td>3-3-6</td><td>3</td><td>22</td><td>1</td><td>2</td><td>0</td><td>31</td></tr><tr><td>Chris Allen, g</td><td>2-7</td><td>1-3</td><td>2-3</td><td>0-3-3</td><td>2</td><td>7</td><td>0</td><td>0</td><td>2</td><td>22</td></tr><tr><td>Travis Walton, g</td><td>0-3</td><td>0-0</td><td>0-0</td><td>4-0-4</td><td>1</td><td>0</td><td>4</td><td>0</td><td>0</td><td>23</td></tr><tr><td>Goran Sutton, c</td><td>4-5</td><td>0-0</td><td>1-1</td><td>4-6-10</td><td>0</td><td>3</td><td>1</td><td>1</td><td>0</td><td>29</td></tr><tr><td>Delvon Roe</td><td>4-7</td><td>0-0</td><td>1-4</td><td>1-2-3</td><td>0</td><td>9</td><td>1</td><td>1</td><td>2</td><td>17</td></tr><tr><td>Austin Thornton</td><td>0-0</td><td>0-0</td><td>0-0</td><td>1-0-1</td><td>2</td><td>0</td><td>1</td><td>0</td><td>0</td><td>5</td></tr><tr><td>Durrell Summers</td><td>3-8</td><td>1-2</td><td>0-0</td><td>1-1-2</td><td>0</td><td>7</td><td>0</td><td>3</td><td>0</td><td>17</td></tr><tr><td>Draymond Green</td><td>0-1</td><td>0-0</td><td>0-0</td><td>0-0-0</td><td>0</td><td>0</td><td>0</td><td>0</td><td>0</td><td>7</td></tr><tr><td>Korie Lucious</td><td>2-3</td><td>1-2</td><td>0-0</td><td>0-3-3</td><td>2</td><td>5</td><td>1</td><td>2</td><td>0</td><td>13</td></tr><tr><td>Marquise Gray</td><td>0-0</td><td>0-0</td><td>0-0</td><td>0-2-2</td><td>1</td><td>0</td><td>0</td><td>0</td><td>0</td><td>6</td></tr><tr><td>Team</td><td></td><td></td><td></td><td>2-1-3</td><td></td><td></td><td></td><td></td><td></td><td></td></tr><tr><td>Totals</td><td>24-56</td><td>3-11</td><td>19-28</td><td>16-22-38</td><td>13</td><td>70</td><td>12</td><td>10</td><td>2</td><td>200</td></tr></table> <table><tr><td>Total FG%</td><td>1st: 13-25 (52.0%)</td><td>2nd: 11-31 (35.5%)</td><td>Game: 42.9%</td></tr><tr><td>3-Pt FG%</td><td>1st: 2-6 (33.3%)</td><td>2nd: 1-5 (20.0%)</td><td>Game: 27.3%</td></tr><tr><td>FThrow%</td><td>1st: 4-8 (50.0%)</td><td>2nd: 15-20 (75.0%)</td><td>Game: 67.9%</td></tr></table> <p>IPFW</p> <table><tr><td>IPFW</td><td>FG</td><td>3FG</td><td>FT</td><td>O-D-R</td><td>PFPTS</td><td>A</td><td>TO</td><td>B</td><td>S</td><td>MIN</td></tr><tr><td>Nick Daniels, g</td><td>0-3</td><td>0-2</td><td>2-2</td><td>0-2-2</td><td>4</td><td>2</td><td>1</td><td>1</td><td>0</td><td>21</td></tr><tr><td>Ben Botts, g</td><td>8-14</td><td>4-7</td><td>2-3</td><td>0-2-2</td><td>0</td><td>22</td><td>1</td><td>1</td><td>0</td><td>38</td></tr><tr><td>David Carson, f</td><td>7-15</td><td>3-4</td><td>0-0</td><td>1-2-3</td><td>4</td><td>17</td><td>0</td><td>4</td><td>0</td><td>32</td></tr><tr><td>Deilvez Yearby, f</td><td>4-7</td><td>0-0</td><td>2-2</td><td>1-5-6</td><td>1</td><td>10</td><td>0</td><td>2</td><td>1</td><td>24</td></tr><tr><td>Trey McCorkle, g</td><td>1-3</td><td>0-0</td><td>0-0</td><td>0-1-1</td><td>4</td><td>2</td><td>0</td><td>0</td><td>2</td><td>16</td></tr><tr><td>Aaron Richie</td><td>0-0</td><td>0-0</td><td>0-0</td><td>0-2-2</td><td>1</td><td>0</td><td>0</td><td>0</td><td>0</td><td>8</td></tr><tr><td>Zach Plackemeier</td><td>3-6</td><td>0-3</td><td>0-0</td><td>0-6-6</td><td>5</td><td>6</td><td>3</td><td>2</td><td>1</td><td>24</td></tr><tr><td>Jeremy Mixon</td><td>0-0</td><td>0-0</td><td>0-0</td><td>0-0-0</td><td>0</td><td>0</td><td>0</td><td>0</td><td>0</td><td>1</td></tr><tr><td>Terry Bemby</td><td>0-0</td><td>0-0</td><td>0-0</td><td>0-0-0</td><td>0</td><td>0</td><td>0</td><td>0</td><td>0</td><td>1</td></tr><tr><td>Igor Mocevic</td><td>0-0</td><td>0-0</td><td>0-0</td><td>0-1-1</td><td>1</td><td>0</td><td>0</td><td>0</td><td>0</td><td>8</td></tr><tr><td>Team</td><td></td><td></td><td></td><td>2-2-4</td><td></td><td></td><td></td><td></td><td></td><td></td></tr><tr><td>Totals</td><td>23-50</td><td>7-18</td><td>6-7</td><td>4-24-28</td><td>22</td><td>59</td><td>6</td><td>13</td><td>4</td><td>200</td></tr></table> <table><tr><td>Total FG%</td><td>1st: 9-25 (36.0%)</td><td>2nd: 14-25 (56.0%)</td><td>Game: 46.0%</td></tr><tr><td>3-Pt FG%</td><td>1st: 3-8 (37.5%)</td><td>2nd: 4-10 (40.0%)</td><td>Game: 38.9%</td></tr><tr><td>FThrow%</td><td>1st: 3-4 (75.0%)</td><td>2nd: 3-3 (100%)</td><td>Game: 85.7%</td></tr></table> <p>Officials: Jim Burr, David Maracich, Bert Smith Attendance: 6,704 Halftime Score: MSU 32-24 Record: MSU 2-0; IPFW 0-2</p>			Michigan State	FG	3FG	FT	O-D-R	PFPTS	A	TO	B	S	MIN	Kalin Lucas, g	5-12	0-2	7-8	0-1-1	2	17	3	1	0	30	Raymar Morgan, f	7-11	0-2	8-12	3-3-6	3	22	1	2	0	31	Chris Allen, g	2-7	1-3	2-3	0-3-3	2	7	0	0	2	22	Travis Walton, g	0-3	0-0	0-0	4-0-4	1	0	4	0	0	23	Goran Sutton, c	4-5	0-0	1-1	4-6-10	0	3	1	1	0	29	Delvon Roe	4-7	0-0	1-4	1-2-3	0	9	1	1	2	17	Austin Thornton	0-0	0-0	0-0	1-0-1	2	0	1	0	0	5	Durrell Summers	3-8	1-2	0-0	1-1-2	0	7	0	3	0	17	Draymond Green	0-1	0-0	0-0	0-0-0	0	0	0	0	0	7	Korie Lucious	2-3	1-2	0-0	0-3-3	2	5	1	2	0	13	Marquise Gray	0-0	0-0	0-0	0-2-2	1	0	0	0	0	6	Team				2-1-3							Totals	24-56	3-11	19-28	16-22-38	13	70	12	10	2	200	Total FG%	1st: 13-25 (52.0%)	2nd: 11-31 (35.5%)	Game: 42.9%	3-Pt FG%	1st: 2-6 (33.3%)	2nd: 1-5 (20.0%)	Game: 27.3%	FThrow%	1st: 4-8 (50.0%)	2nd: 15-20 (75.0%)	Game: 67.9%	IPFW	FG	3FG	FT	O-D-R	PFPTS	A	TO	B	S	MIN	Nick Daniels, g	0-3	0-2	2-2	0-2-2	4	2	1	1	0	21	Ben Botts, g	8-14	4-7	2-3	0-2-2	0	22	1	1	0	38	David Carson, f	7-15	3-4	0-0	1-2-3	4	17	0	4	0	32	Deilvez Yearby, f	4-7	0-0	2-2	1-5-6	1	10	0	2	1	24	Trey McCorkle, g	1-3	0-0	0-0	0-1-1	4	2	0	0	2	16	Aaron Richie	0-0	0-0	0-0	0-2-2	1	0	0	0	0	8	Zach Plackemeier	3-6	0-3	0-0	0-6-6	5	6	3	2	1	24	Jeremy Mixon	0-0	0-0	0-0	0-0-0	0	0	0	0	0	1	Terry Bemby	0-0	0-0	0-0	0-0-0	0	0	0	0	0	1	Igor Mocevic	0-0	0-0	0-0	0-1-1	1	0	0	0	0	8	Team				2-2-4							Totals	23-50	7-18	6-7	4-24-28	22	59	6	13	4	200	Total FG%	1st: 9-25 (36.0%)	2nd: 14-25 (56.0%)	Game: 46.0%	3-Pt FG%	1st: 3-8 (37.5%)	2nd: 4-10 (40.0%)	Game: 38.9%	FThrow%	1st: 3-4 (75.0%)	2nd: 3-3 (100%)	Game: 85.7%
Michigan State	FG	3FG	FT	O-D-R	PFPTS	A	TO	B	S	MIN																																																																																																																																																																																																																																																																																																																									
Kalin Lucas, g	5-12	0-2	7-8	0-1-1	2	17	3	1	0	30																																																																																																																																																																																																																																																																																																																									
Raymar Morgan, f	7-11	0-2	8-12	3-3-6	3	22	1	2	0	31																																																																																																																																																																																																																																																																																																																									
Chris Allen, g	2-7	1-3	2-3	0-3-3	2	7	0	0	2	22																																																																																																																																																																																																																																																																																																																									
Travis Walton, g	0-3	0-0	0-0	4-0-4	1	0	4	0	0	23																																																																																																																																																																																																																																																																																																																									
Goran Sutton, c	4-5	0-0	1-1	4-6-10	0	3	1	1	0	29																																																																																																																																																																																																																																																																																																																									
Delvon Roe	4-7	0-0	1-4	1-2-3	0	9	1	1	2	17																																																																																																																																																																																																																																																																																																																									
Austin Thornton	0-0	0-0	0-0	1-0-1	2	0	1	0	0	5																																																																																																																																																																																																																																																																																																																									
Durrell Summers	3-8	1-2	0-0	1-1-2	0	7	0	3	0	17																																																																																																																																																																																																																																																																																																																									
Draymond Green	0-1	0-0	0-0	0-0-0	0	0	0	0	0	7																																																																																																																																																																																																																																																																																																																									
Korie Lucious	2-3	1-2	0-0	0-3-3	2	5	1	2	0	13																																																																																																																																																																																																																																																																																																																									
Marquise Gray	0-0	0-0	0-0	0-2-2	1	0	0	0	0	6																																																																																																																																																																																																																																																																																																																									
Team				2-1-3																																																																																																																																																																																																																																																																																																																															
Totals	24-56	3-11	19-28	16-22-38	13	70	12	10	2	200																																																																																																																																																																																																																																																																																																																									
Total FG%	1st: 13-25 (52.0%)	2nd: 11-31 (35.5%)	Game: 42.9%																																																																																																																																																																																																																																																																																																																																
3-Pt FG%	1st: 2-6 (33.3%)	2nd: 1-5 (20.0%)	Game: 27.3%																																																																																																																																																																																																																																																																																																																																
FThrow%	1st: 4-8 (50.0%)	2nd: 15-20 (75.0%)	Game: 67.9%																																																																																																																																																																																																																																																																																																																																
IPFW	FG	3FG	FT	O-D-R	PFPTS	A	TO	B	S	MIN																																																																																																																																																																																																																																																																																																																									
Nick Daniels, g	0-3	0-2	2-2	0-2-2	4	2	1	1	0	21																																																																																																																																																																																																																																																																																																																									
Ben Botts, g	8-14	4-7	2-3	0-2-2	0	22	1	1	0	38																																																																																																																																																																																																																																																																																																																									
David Carson, f	7-15	3-4	0-0	1-2-3	4	17	0	4	0	32																																																																																																																																																																																																																																																																																																																									
Deilvez Yearby, f	4-7	0-0	2-2	1-5-6	1	10	0	2	1	24																																																																																																																																																																																																																																																																																																																									
Trey McCorkle, g	1-3	0-0	0-0	0-1-1	4	2	0	0	2	16																																																																																																																																																																																																																																																																																																																									
Aaron Richie	0-0	0-0	0-0	0-2-2	1	0	0	0	0	8																																																																																																																																																																																																																																																																																																																									
Zach Plackemeier	3-6	0-3	0-0	0-6-6	5	6	3	2	1	24																																																																																																																																																																																																																																																																																																																									
Jeremy Mixon	0-0	0-0	0-0	0-0-0	0	0	0	0	0	1																																																																																																																																																																																																																																																																																																																									
Terry Bemby	0-0	0-0	0-0	0-0-0	0	0	0	0	0	1																																																																																																																																																																																																																																																																																																																									
Igor Mocevic	0-0	0-0	0-0	0-1-1	1	0	0	0	0	8																																																																																																																																																																																																																																																																																																																									
Team				2-2-4																																																																																																																																																																																																																																																																																																																															
Totals	23-50	7-18	6-7	4-24-28	22	59	6	13	4	200																																																																																																																																																																																																																																																																																																																									
Total FG%	1st: 9-25 (36.0%)	2nd: 14-25 (56.0%)	Game: 46.0%																																																																																																																																																																																																																																																																																																																																
3-Pt FG%	1st: 3-8 (37.5%)	2nd: 4-10 (40.0%)	Game: 38.9%																																																																																																																																																																																																																																																																																																																																
FThrow%	1st: 3-4 (75.0%)	2nd: 3-3 (100%)	Game: 85.7%																																																																																																																																																																																																																																																																																																																																
	MARYLAND	80																																																																																																																																																																																																																																																																																																																																	
	#5/6 MICHIGAN STATE	62																																																																																																																																																																																																																																																																																																																																	
#3	Nov. 27, 2008 • Lake Buena Vista, Fla. Milk House																																																																																																																																																																																																																																																																																																																																		
Key Stat: Free Throws MSU - 12-of-27; MD - 17-of-21																																																																																																																																																																																																																																																																																																																																			
Quotable: "I got into foul trouble early and it just affected me for the rest of the game. You can't help your team in any way if you're not on the floor." - MSU junior Raymar Morgan																																																																																																																																																																																																																																																																																																																																			
Key Moment: Having rallied from a nine-point 1st-half deficit, MSU led 43-39 early in the second half, only to watch Maryland go on a 23-5 run.																																																																																																																																																																																																																																																																																																																																			
Notes: Michigan State shot just 12-of-27 from the foul line and missed the front end of two one-and-one situations, resulting in 17 points being left at the line ... After averaging 21.5 points in the first two games of the season, Raymar Morgan scored four points, playing just 14 minutes due to foul trouble ... Travis Walton scored a career-high 16 points, shooting 8-of-10 from the field ... Michigan State grabbed 17 offensive rebounds, but was only able to convert them into 11 second-chance points ... Maryland shot 49.1 percent from the field and 47.4 percent from 3-point range, both of which were season highs for a Spartan opponent ... The Terrapins scored 27 points from behind the arc on 9-of-19 shooting, compared to just six points from 3-point range for the Spartans on 2-of-9 shooting.																																																																																																																																																																																																																																																																																																																																			
<table><tr><td>Michigan State</td><td>FG</td><td>3FG</td><td>FT</td><td>O-D-R</td><td>PFPTS</td><td>A</td><td>TO</td><td>B</td><td>S</td><td>MIN</td></tr><tr><td>Raymar Morgan, f</td><td>2-4</td><td>0-0</td><td>0-0</td><td>2-1-3</td><td>4</td><td>4</td><td>1</td><td>2</td><td>0</td><td>14</td></tr><tr><td>Marquise Gray, f</td><td>3-4</td><td>0-0</td><td>1-2</td><td>4-0-4</td><td>3</td><td>7</td><td>1</td><td>1</td><td>2</td><td>0</td></tr><tr><td>Kalin Lucas, g</td><td>3-11</td><td>0-0</td><td>0-3</td><td>0-1-1</td><td>1</td><td>6</td><td>4</td><td>1</td><td>0</td><td>19</td></tr><tr><td>Chris Allen, g</td><td>2-10</td><td>0-3</td><td>1-3</td><td>0-1-1</td><td>1</td><td>5</td><td>1</td><td>2</td><td>0</td><td>17</td></tr><tr><td>Travis Walton, g</td><td>8-10</td><td>0-0</td><td>1-1</td><td>2-3-5</td><td>3</td><td>16</td><td>1</td><td>3</td><td>0</td><td>30</td></tr><tr><td>Idong Ibok</td><td>0-0</td><td>0-0</td><td>0-1</td><td>1-0-1</td><td>0</td><td>0</td><td>3</td><td>0</td><td>0</td><td>13</td></tr><tr><td>Delvon Roe</td><td>1-4</td><td>0-0</td><td>3-5</td><td>0-2-2</td><td>2</td><td>5</td><td>1</td><td>1</td><td>0</td><td>17</td></tr><tr><td>Austin Thornton</td><td>0-0</td><td>0-0</td><td>2-4</td><td>0-3-3</td><td>3</td><td>1</td><td>2</td><td>0</td><td>0</td><td>6</td></tr><tr><td>Durrell Summers</td><td>2-6</td><td>1-2</td><td>5-8</td><td>5-0-5</td><td>3</td><td>10</td><td>0</td><td>1</td><td>1</td><td>0</td></tr><tr><td>Isaiah Dahlman</td><td>1-1</td><td>0-0</td><td>0-0</td><td>0-0-0</td><td>0</td><td>2</td><td>0</td><td>0</td><td>0</td><td>3</td></tr><tr><td>Draymond Green</td><td>0-3</td><td>0-1</td><td>0-0</td><td>1-5-6</td><td>3</td><td>0</td><td>0</td><td>1</td><td>2</td><td>0</td></tr><tr><td>Korie Lucious</td><td>2-4</td><td>1-3</td><td>0-0</td><td>0-4-4</td><td>1</td><td>5</td><td>1</td><td>1</td><td>0</td><td>8</td></tr><tr><td>Team</td><td></td><td></td><td></td><td>2-1-3</td><td></td><td></td><td></td><td></td><td></td><td></td></tr><tr><td>Totals</td><td>24-57</td><td>2-9</td><td>12-27</td><td>17-21-38</td><td>22</td><td>62</td><td>13</td><td>15</td><td>5</td><td>200</td></tr></table> <table><tr><td>Total FG%</td><td>1st: 12-27 (44.4%)</td><td>2nd: 12-30 (40.0%)</td><td>Game: 42.1%</td></tr><tr><td>3-Pt FG%</td><td>1st: 1-5 (20.0%)</td><td>2nd: 1-4 (25.0%)</td><td>Game: 22.2%</td></tr><tr><td>FThrow%</td><td>1st: 9-18 (50.0%)</td><td>2nd: 3-9 (33.3%)</td><td>Game: 44.4%</td></tr></table> <p>Maryland</p> <table><tr><td>Maryland</td><td>FG</td><td>3FG</td><td>FT</td><td>O-D-R</td><td>PFPTS</td><td>A</td><td>TO</td><td>B</td><td>S</td><td>MIN</td></tr><tr><td>Landon Milbourne, f</td><td>4-6</td><td>0-1</td><td>0-0</td><td>2-2-43</td><td>8</td><td>0</td><td>1</td><td>0</td><td>1</td><td>125</td></tr><tr><td>Cliff Tucker, f</td><td>0-2</td><td>0-0</td><td>0-0</td><td>1-2-3</td><td>1</td><td>0</td><td>0</td><td>0</td><td>1</td><td>0</td></tr><tr><td>Braxton Dupree, c</td><td>2-4</td><td>0-0</td><td>3-5</td><td>2-4-6</td><td>2</td><td>7</td><td>0</td><td>0</td><td>1</td><td>0</td></tr><tr><td>Eric Hayes, g</td><td>5-10</td><td>1-2</td><td>2-2</td><td>0-6-6</td><td>2</td><td>13</td><td>5</td><td>1</td><td>0</td><td>35</td></tr><tr><td>Greivis Vasquez, g</td><td>5-14</td><td>2-8</td><td>5-6</td><td>0-4-4</td><td>2</td><td>17</td><td>6</td><td>3</td><td>2</td><td>0</td></tr><tr><td>Sean Mosley</td><td>0-2</td><td>0-1</td><td>5-6</td><td>0-3-3</td><td>3</td><td>5</td><td>3</td><td>1</td><td>1</td><td>3</td></tr><tr><td>Adrian Bowie</td><td>5-7</td><td>3-4</td><td>0-0</td><td>1-1-2</td><td>1</td><td>13</td><td>3</td><td>0</td><td>2</td><td>1</td></tr><tr><td>Dino Gregory</td><td>0-0</td><td>0-0</td><td>0-0</td><td>0-0-0</td><td>4</td><td>0</td><td>0</td><td>1</td><td>1</td><td>0</td></tr><tr><td>Dave Neal</td><td>6-10</td><td>3-3</td><td>2-2</td><td>2-3-5</td><td>3</td><td>17</td><td>0</td><td>1</td><td>0</td><td>0</td></tr><tr><td>Team</td><td></td><td></td><td></td><td>1-1-2</td><td></td><td></td><td></td><td></td><td></td><td></td></tr><tr><td>Totals</td><td>27-55</td><td>9-19</td><td>17-21</td><td>9-26-35</td><td>21</td><td>80</td><td>17</td><td>10</td><td>8</td><td>200</td></tr></table> <table><tr><td>Total FG%</td><td>1st: 13-29 (44.8%)</td><td>2nd: 14-26 (53.8%)</td><td>Game: 49.1%</td></tr><tr><td>3-Pt FG%</td><td>1st: 5-10 (50.0%)</td><td>2nd: 4-9 (44.4%)</td><td>Game: 47.4%</td></tr><tr><td>FThrow%</td><td>1st: 6-9 (66.7%)</td><td>2nd: 11-12 (91.7%)</td><td>Game: 81.0%</td></tr></table> <p>Officials: Curtis Shaw, Steve Olson, JB Caldwell Attendance: 4,464 Halftime Score: MD 37-34 Record: MSU 2-1; Maryland 4-0</p>			Michigan State	FG	3FG	FT	O-D-R	PFPTS	A	TO	B	S	MIN	Raymar Morgan, f	2-4	0-0	0-0	2-1-3	4	4	1	2	0	14	Marquise Gray, f	3-4	0-0	1-2	4-0-4	3	7	1	1	2	0	Kalin Lucas, g	3-11	0-0	0-3	0-1-1	1	6	4	1	0	19	Chris Allen, g	2-10	0-3	1-3	0-1-1	1	5	1	2	0	17	Travis Walton, g	8-10	0-0	1-1	2-3-5	3	16	1	3	0	30	Idong Ibok	0-0	0-0	0-1	1-0-1	0	0	3	0	0	13	Delvon Roe	1-4	0-0	3-5	0-2-2	2	5	1	1	0	17	Austin Thornton	0-0	0-0	2-4	0-3-3	3	1	2	0	0	6	Durrell Summers	2-6	1-2	5-8	5-0-5	3	10	0	1	1	0	Isaiah Dahlman	1-1	0-0	0-0	0-0-0	0	2	0	0	0	3	Draymond Green	0-3	0-1	0-0	1-5-6	3	0	0	1	2	0	Korie Lucious	2-4	1-3	0-0	0-4-4	1	5	1	1	0	8	Team				2-1-3							Totals	24-57	2-9	12-27	17-21-38	22	62	13	15	5	200	Total FG%	1st: 12-27 (44.4%)	2nd: 12-30 (40.0%)	Game: 42.1%	3-Pt FG%	1st: 1-5 (20.0%)	2nd: 1-4 (25.0%)	Game: 22.2%	FThrow%	1st: 9-18 (50.0%)	2nd: 3-9 (33.3%)	Game: 44.4%	Maryland	FG	3FG	FT	O-D-R	PFPTS	A	TO	B	S	MIN	Landon Milbourne, f	4-6	0-1	0-0	2-2-43	8	0	1	0	1	125	Cliff Tucker, f	0-2	0-0	0-0	1-2-3	1	0	0	0	1	0	Braxton Dupree, c	2-4	0-0	3-5	2-4-6	2	7	0	0	1	0	Eric Hayes, g	5-10	1-2	2-2	0-6-6	2	13	5	1	0	35	Greivis Vasquez, g	5-14	2-8	5-6	0-4-4	2	17	6	3	2	0	Sean Mosley	0-2	0-1	5-6	0-3-3	3	5	3	1	1	3	Adrian Bowie	5-7	3-4	0-0	1-1-2	1	13	3	0	2	1	Dino Gregory	0-0	0-0	0-0	0-0-0	4	0	0	1	1	0	Dave Neal	6-10	3-3	2-2	2-3-5	3	17	0	1	0	0	Team				1-1-2							Totals	27-55	9-19	17-21	9-26-35	21	80	17	10	8	200	Total FG%	1st: 13-29 (44.8%)	2nd: 14-26 (53.8%)	Game: 49.1%	3-Pt FG%	1st: 5-10 (50.0%)	2nd: 4-9 (44.4%)	Game: 47.4%	FThrow%	1st: 6-9 (66.7%)	2nd: 11-12 (91.7%)	Game: 81.0%
Michigan State	FG	3FG	FT	O-D-R	PFPTS	A	TO	B	S	MIN																																																																																																																																																																																																																																																																																																																									
Raymar Morgan, f	2-4	0-0	0-0	2-1-3	4	4	1	2	0	14																																																																																																																																																																																																																																																																																																																									
Marquise Gray, f	3-4	0-0	1-2	4-0-4	3	7	1	1	2	0																																																																																																																																																																																																																																																																																																																									
Kalin Lucas, g	3-11	0-0	0-3	0-1-1	1	6	4	1	0	19																																																																																																																																																																																																																																																																																																																									
Chris Allen, g	2-10	0-3	1-3	0-1-1	1	5	1	2	0	17																																																																																																																																																																																																																																																																																																																									
Travis Walton, g	8-10	0-0	1-1	2-3-5	3	16	1	3	0	30																																																																																																																																																																																																																																																																																																																									
Idong Ibok	0-0	0-0	0-1	1-0-1	0	0	3	0	0	13																																																																																																																																																																																																																																																																																																																									
Delvon Roe	1-4	0-0	3-5	0-2-2	2	5	1	1	0	17																																																																																																																																																																																																																																																																																																																									
Austin Thornton	0-0	0-0	2-4	0-3-3	3	1	2	0	0	6																																																																																																																																																																																																																																																																																																																									
Durrell Summers	2-6	1-2	5-8	5-0-5	3	10	0	1	1	0																																																																																																																																																																																																																																																																																																																									
Isaiah Dahlman	1-1	0-0	0-0	0-0-0	0	2	0	0	0	3																																																																																																																																																																																																																																																																																																																									
Draymond Green	0-3	0-1	0-0	1-5-6	3	0	0	1	2	0																																																																																																																																																																																																																																																																																																																									
Korie Lucious	2-4	1-3	0-0	0-4-4	1	5	1	1	0	8																																																																																																																																																																																																																																																																																																																									
Team				2-1-3																																																																																																																																																																																																																																																																																																																															
Totals	24-57	2-9	12-27	17-21-38	22	62	13	15	5	200																																																																																																																																																																																																																																																																																																																									
Total FG%	1st: 12-27 (44.4%)	2nd: 12-30 (40.0%)	Game: 42.1%																																																																																																																																																																																																																																																																																																																																
3-Pt FG%	1st: 1-5 (20.0%)	2nd: 1-4 (25.0%)	Game: 22.2%																																																																																																																																																																																																																																																																																																																																
FThrow%	1st: 9-18 (50.0%)	2nd: 3-9 (33.3%)	Game: 44.4%																																																																																																																																																																																																																																																																																																																																
Maryland	FG	3FG	FT	O-D-R	PFPTS	A	TO	B	S	MIN																																																																																																																																																																																																																																																																																																																									
Landon Milbourne, f	4-6	0-1	0-0	2-2-43	8	0	1	0	1	125																																																																																																																																																																																																																																																																																																																									
Cliff Tucker, f	0-2	0-0	0-0	1-2-3	1	0	0	0	1	0																																																																																																																																																																																																																																																																																																																									
Braxton Dupree, c	2-4	0-0	3-5	2-4-6	2	7	0	0	1	0																																																																																																																																																																																																																																																																																																																									
Eric Hayes, g	5-10	1-2	2-2	0-6-6	2	13	5	1	0	35																																																																																																																																																																																																																																																																																																																									
Greivis Vasquez, g	5-14	2-8	5-6	0-4-4	2	17	6	3	2	0																																																																																																																																																																																																																																																																																																																									
Sean Mosley	0-2	0-1	5-6	0-3-3	3	5	3	1	1	3																																																																																																																																																																																																																																																																																																																									
Adrian Bowie	5-7	3-4	0-0	1-1-2	1	13	3	0	2	1																																																																																																																																																																																																																																																																																																																									
Dino Gregory	0-0	0-0	0-0	0-0-0	4	0	0	1	1	0																																																																																																																																																																																																																																																																																																																									
Dave Neal	6-10	3-3	2-2	2-3-5	3	17	0	1	0	0																																																																																																																																																																																																																																																																																																																									
Team				1-1-2																																																																																																																																																																																																																																																																																																																															
Totals	27-55	9-19	17-21	9-26-35	21	80	17	10	8	200																																																																																																																																																																																																																																																																																																																									
Total FG%	1st: 13-29 (44.8%)	2nd: 14-26 (53.8%)	Game: 49.1%																																																																																																																																																																																																																																																																																																																																
3-Pt FG%	1st: 5-10 (50.0%)	2nd: 4-9 (44.4%)	Game: 47.4%																																																																																																																																																																																																																																																																																																																																
FThrow%	1st: 6-9 (66.7%)	2nd: 11-12 (91.7%)	Game: 81.0%																																																																																																																																																																																																																																																																																																																																

NCAA TOURNAMENT FINAL FOUR • APRIL 4 & 6, 2009

	#5/6 MICHIGAN STATE	94		#5/6 MICHIGAN STATE	65		#1/1 NORTH CAROLINA	98																																																																																																																																																																																																																																																																																																																																																																																																																																																																																																															
	OKLAHOMA STATE	79		WICHITA STATE	57		#13/12 MICHIGAN STATE	63																																																																																																																																																																																																																																																																																																																																																																																																																																																																																																															
#4 Nov. 28, 2008 • Lake Buena Vista, Fla. Milk House			#5 Nov. 30, 2008 • Lake Buena Vista, Fla. Milk House			#6 Dec. 3, 2008 • Detroit, Mich. Ford Field																																																																																																																																																																																																																																																																																																																																																																																																																																																																																																																	
Key Stat: 1st-Half Field Goal Percentage MSU - 58.6%; OSU - 36.0%			Key Stat: Rebounds MSU - 42; Wichita State 24			Key Stat: Points Off Turnovers MSU - 7; UNC - 27																																																																																																																																																																																																																																																																																																																																																																																																																																																																																																																	
Quotable: "That's the kind of program we have, and I think (against OSU) we showed a lot of heart, what kind of guys we have and a lot of character." - MSU senior Marquise Gray on bouncing back from a tough loss to Maryland one day earlier.			Quotable: "I'm going to stop by Disney (World) on the way home to see if my dream of shooting back in the 80s (percentage-wise) where we belong can come true." - MSU coach Tom Izzo on his team's free-throw shooting.			Quotable: "I'm confident in every guy on our team that we're going to get things back together. Even though it's down days right now and everybody's against us, we'll be better." - MSU senior Travis Walton																																																																																																																																																																																																																																																																																																																																																																																																																																																																																																																	
Key Moment: Trailing 14-7 in the early minutes of the first half, Michigan State exploded on a 29-5 run.			Key Moment: Trailing 31-28 early in the second half, MSU scored seven straight points, including three from Delvon Roe and Raymar Morgan. After leading for the final 8:37 of the first half and the first 3:35 of the second, Wichita State would not lead again.			Key Moment: MSU closed UNC's lead to 33-29 with 6:31 left in the half, but the Tar Heels closed the half on a 20-10 run.																																																																																																																																																																																																																																																																																																																																																																																																																																																																																																																	
Notes: Coming off the bench for just the fourth time in his career, Raymar Morgan scored a season-high 29 points, including 20 in the second half. He is the first Spartan since Drew Neitzel (Feb. 3, 2007 vs. Ohio State) to score 20 points in a half ... Delvon Roe and Durrell Summers earned their first career starts vs. Oklahoma State ... Marquise Gray scored 12 points, marking his first double-figure scoring effort since scoring 15 points against IPFW on Dec. 15, 2007 ... Michigan State outscored Oklahoma State, 44-22, in the paint and, 14-4, on the fastbreak ... One day after shooting 12-of-27 at the foul line against Maryland, the Spartans shot 19-of-26 from the line, led by Raymar Morgan at 11-of-13 ... In the second half, Michigan State led by as many as 22 points and never fewer than 14 ... One day after scoring a career-high 16 points, Travis Walton equalled the effort.			Notes: Delvon Roe grabbed a season-high 11 rebounds, marking the first double-figure rebounding game of his career ... The game was delayed for 42 minutes at the 12:47 mark of the first half, as high winds outside the Milk House pushed rain through the ventilation system causing water to drop on various spots on the court ... Michigan State's +18 rebound margin was its largest of the season. The Shockers had entered the game with a +13.2 rebound margin ... Michigan State grabbed more offensive rebounds (19) than Wichita State defensive boards (16) ... Michigan State nearly doubled its scoring output in the second half, scoring 43 points in the stanza, after totaling just 22 in the opening stanza ... Michigan State's defense held Wichita State to 38.0 percent shooting, including 30.4 percent from 3-point range, both of which were season lows for Spartan opponents.			Notes: Michigan State shot 51.6 percent (16-of-31) in the first half, but just 20.0 percent (7-of-35) in the second ... Chris Allen hit all three of MSU's first-half 3-point attempts, but the Spartans hit just one of 14 from behind the arc in the second stanza ... North Carolina turned 22 Spartan turnovers into 27 points, recording 15 steals ... Raymar Morgan led the Spartans with 21 points, marking the first time in 11 career games that MSU has lost when Morgan scored 20 or more ... MSU dropped to 5-4 all-time in the ACC/Big Ten Challenge, including 2-1 against UNC ... Delvon Roe led the Spartans in rebounding for the second straight game, grabbing eight rebounds and adding a season-high three blocks ... MSU's bench outscored UNC's subs, 32-23.																																																																																																																																																																																																																																																																																																																																																																																																																																																																																																																	
<table><tr><td>Michigan State</td><td>FG</td><td>3FG</td><td>FT</td><td>O-D-R</td><td>PFPTS</td><td>A</td><td>T</td><td>B</td><td>S</td><td>MIN</td></tr><tr><td>Delvon Roe, f</td><td>3-4</td><td>0-0</td><td>1-2</td><td>2-2-4</td><td>4</td><td>7</td><td>1</td><td>3</td><td>0</td><td>12</td></tr><tr><td>Marquise Gray, f</td><td>5-6</td><td>0-0</td><td>2-3</td><td>2-4-6</td><td>3</td><td>12</td><td>1</td><td>3</td><td>1</td><td>19</td></tr><tr><td>Kalin Lucas, g</td><td>5-11</td><td>1-2</td><td>1-1</td><td>0-1-1</td><td>1</td><td>12</td><td>10</td><td>1</td><td>2</td><td>36</td></tr><tr><td>Travis Walton, g</td><td>7-10</td><td>1-1</td><td>1-2</td><td>1-1-2</td><td>3</td><td>16</td><td>5</td><td>1</td><td>0</td><td>34</td></tr><tr><td>Durrell Summers, g</td><td>2-4</td><td>2-3</td><td>0-0</td><td>0-5-5</td><td>3</td><td>6</td><td>2</td><td>2</td><td>1</td><td>24</td></tr><tr><td>Idong Ibok</td><td>0-0</td><td>0-0</td><td>0-0</td><td>0-0-0</td><td>3</td><td>0</td><td>0</td><td>2</td><td>1</td><td>6</td></tr><tr><td>Raymar Morgan</td><td>9-11</td><td>0-0</td><td>1-1</td><td>0-5-5</td><td>3</td><td>29</td><td>2</td><td>3</td><td>0</td><td>23</td></tr><tr><td>Chris Allen</td><td>1-3</td><td>0-1</td><td>0-0</td><td>0-1-1</td><td>2</td><td>2</td><td>2</td><td>1</td><td>0</td><td>16</td></tr><tr><td>Austin Thornton</td><td>2-2</td><td>1-1</td><td>0-0</td><td>0-1-1</td><td>1</td><td>5</td><td>0</td><td>0</td><td>0</td><td>8</td></tr><tr><td>Isaiah Dahlman</td><td>0-1</td><td>0-1</td><td>0-0</td><td>0-0-0</td><td>0</td><td>0</td><td>0</td><td>0</td><td>0</td><td>1</td></tr><tr><td>Draymond Green</td><td>1-5</td><td>0-0</td><td>2-3</td><td>3-5-8</td><td>0</td><td>4</td><td>0</td><td>0</td><td>0</td><td>2</td></tr><tr><td>Korie Lucious</td><td>0-2</td><td>0-1</td><td>1-2</td><td>0-0-0</td><td>0</td><td>1</td><td>0</td><td>0</td><td>0</td><td>4</td></tr><tr><td>Tom Herzog</td><td>0-0</td><td>0-0</td><td>0-0</td><td>1-0-1</td><td>0</td><td>0</td><td>0</td><td>0</td><td>0</td><td>1</td></tr><tr><td>Team</td><td></td><td></td><td>1-1-2</td><td></td><td></td><td></td><td></td><td></td><td></td><td></td></tr><tr><td>Totals</td><td>35-59</td><td>5-10</td><td>19-26</td><td>10-26-36</td><td>23</td><td>94</td><td>23</td><td>16</td><td>5</td><td>200</td></tr></table>			Michigan State	FG	3FG	FT	O-D-R	PFPTS	A	T	B	S	MIN	Delvon Roe, f	3-4	0-0	1-2	2-2-4	4	7	1	3	0	12	Marquise Gray, f	5-6	0-0	2-3	2-4-6	3	12	1	3	1	19	Kalin Lucas, g	5-11	1-2	1-1	0-1-1	1	12	10	1	2	36	Travis Walton, g	7-10	1-1	1-2	1-1-2	3	16	5	1	0	34	Durrell Summers, g	2-4	2-3	0-0	0-5-5	3	6	2	2	1	24	Idong Ibok	0-0	0-0	0-0	0-0-0	3	0	0	2	1	6	Raymar Morgan	9-11	0-0	1-1	0-5-5	3	29	2	3	0	23	Chris Allen	1-3	0-1	0-0	0-1-1	2	2	2	1	0	16	Austin Thornton	2-2	1-1	0-0	0-1-1	1	5	0	0	0	8	Isaiah Dahlman	0-1	0-1	0-0	0-0-0	0	0	0	0	0	1	Draymond Green	1-5	0-0	2-3	3-5-8	0	4	0	0	0	2	Korie Lucious	0-2	0-1	1-2	0-0-0	0	1	0	0	0	4	Tom Herzog	0-0	0-0	0-0	1-0-1	0	0	0	0	0	1	Team			1-1-2								Totals	35-59	5-10	19-26	10-26-36	23	94	23	16	5	200	<table><tr><td>Michigan State</td><td>FG</td><td>3FG</td><td>FT</td><td>O-D-R</td><td>PFPTS</td><td>A</td><td>T</td><td>B</td><td>S</td><td>MIN</td></tr><tr><td>Raymar Morgan, f</td><td>3-6</td><td>0-0</td><td>3-5</td><td>3-2-5</td><td>1</td><td>9</td><td>1</td><td>2</td><td>0</td><td>35</td></tr><tr><td>Marquise Gray, f</td><td>4-5</td><td>0-0</td><td>4-6</td><td>4-4-8</td><td>2</td><td>12</td><td>0</td><td>2</td><td>0</td><td>19</td></tr><tr><td>Kalin Lucas, g</td><td>3-12</td><td>0-4</td><td>4-5</td><td>1-0-1</td><td>3</td><td>10</td><td>5</td><td>3</td><td>0</td><td>34</td></tr><tr><td>Travis Walton, g</td><td>2-5</td><td>0-0</td><td>1-2</td><td>1-2-3</td><td>2</td><td>5</td><td>2</td><td>1</td><td>0</td><td>32</td></tr><tr><td>Durrell Summers, g</td><td>2-6</td><td>2-3</td><td>1-1</td><td>1-5-6</td><td>2</td><td>11</td><td>2</td><td>1</td><td>2</td><td>26</td></tr><tr><td>Chris Allen</td><td>2-6</td><td>1-4</td><td>2-2</td><td>1-1-2</td><td>2</td><td>7</td><td>0</td><td>3</td><td>0</td><td>17</td></tr><tr><td>Delvon Roe</td><td>3-5</td><td>0-0</td><td>3-8</td><td>5-6-11</td><td>2</td><td>9</td><td>1</td><td>2</td><td>1</td><td>19</td></tr><tr><td>Austin Thornton</td><td>0-2</td><td>0-1</td><td>0-0</td><td>0-1-1</td><td>1</td><td>0</td><td>0</td><td>1</td><td>0</td><td>7</td></tr><tr><td>Draymond Green</td><td>1-4</td><td>0-0</td><td>0-2</td><td>1-1-2</td><td>1</td><td>2</td><td>1</td><td>0</td><td>0</td><td>7</td></tr><tr><td>Korie Lucious</td><td>0-0</td><td>0-0</td><td>0-0</td><td>0-0-0</td><td>1</td><td>0</td><td>1</td><td>0</td><td>0</td><td>4</td></tr><tr><td>Team</td><td></td><td></td><td>2-1-3</td><td></td><td></td><td></td><td></td><td></td><td></td><td></td></tr><tr><td>Totals</td><td>22-51</td><td>3-12</td><td>18-31</td><td>19-23-42</td><td>17</td><td>65</td><td>13</td><td>16</td><td>3</td><td>200</td></tr></table>			Michigan State	FG	3FG	FT	O-D-R	PFPTS	A	T	B	S	MIN	Raymar Morgan, f	3-6	0-0	3-5	3-2-5	1	9	1	2	0	35	Marquise Gray, f	4-5	0-0	4-6	4-4-8	2	12	0	2	0	19	Kalin Lucas, g	3-12	0-4	4-5	1-0-1	3	10	5	3	0	34	Travis Walton, g	2-5	0-0	1-2	1-2-3	2	5	2	1	0	32	Durrell Summers, g	2-6	2-3	1-1	1-5-6	2	11	2	1	2	26	Chris Allen	2-6	1-4	2-2	1-1-2	2	7	0	3	0	17	Delvon Roe	3-5	0-0	3-8	5-6-11	2	9	1	2	1	19	Austin Thornton	0-2	0-1	0-0	0-1-1	1	0	0	1	0	7	Draymond Green	1-4	0-0	0-2	1-1-2	1	2	1	0	0	7	Korie Lucious	0-0	0-0	0-0	0-0-0	1	0	1	0	0	4	Team			2-1-3								Totals	22-51	3-12	18-31	19-23-42	17	65	13	16	3	200	<table><tr><td>Michigan State</td><td>FG</td><td>3FG</td><td>FT</td><td>O-D-R</td><td>PFPTS</td><td>A</td><td>T</td><td>B</td><td>S</td><td>MIN</td></tr><tr><td>Kalin Lucas, g</td><td>2-10</td><td>0-3</td><td>2-4</td><td>0-2-2</td><td>1</td><td>6</td><td>5</td><td>1</td><td>0</td><td>1</td></tr><tr><td>Raymar Morgan, f</td><td>8-14</td><td>0-1</td><td>5-5</td><td>2-4-6</td><td>2</td><td>21</td><td>2</td><td>3</td><td>2</td><td>30</td></tr><tr><td>Travis Walton, g</td><td>1-6</td><td>0-0</td><td>2-3</td><td>1-3-4</td><td>2</td><td>4</td><td>1</td><td>1</td><td>0</td><td>1</td></tr><tr><td>Delvon Roe, f</td><td>0-2</td><td>0-0</td><td>0-1</td><td>2-6-8</td><td>4</td><td>0</td><td>3</td><td>3</td><td>0</td><td>20</td></tr><tr><td>Marquise Gray, f</td><td>0-2</td><td>0-0</td><td>0-0</td><td>1-1-2</td><td>2</td><td>0</td><td>0</td><td>3</td><td>1</td><td>0</td></tr><tr><td>Idong Ibok</td><td>0-1</td><td>0-0</td><td>0-0</td><td>1-0-1</td><td>0</td><td>0</td><td>0</td><td>1</td><td>0</td><td>8</td></tr><tr><td>Chris Allen</td><td>6-14</td><td>4-10</td><td>0-0</td><td>1-2-3</td><td>0</td><td>16</td><td>2</td><td>2</td><td>0</td><td>22</td></tr><tr><td>Austin Thornton</td><td>0-0</td><td>0-0</td><td>0-0</td><td>0-0-0</td><td>1</td><td>0</td><td>0</td><td>0</td><td>0</td><td>1</td></tr><tr><td>Durrell Summers</td><td>4-10</td><td>0-0</td><td>0-0</td><td>0-4-4</td><td>1</td><td>8</td><td>2</td><td>2</td><td>0</td><td>1</td></tr><tr><td>Isaiah Dahlman</td><td>0-1</td><td>0-0</td><td>0-2</td><td>3-1-4</td><td>1</td><td>0</td><td>0</td><td>0</td><td>0</td><td>0</td></tr><tr><td>Draymond Green</td><td>0-0</td><td>0-0</td><td>0-0</td><td>0-1-1</td><td>5</td><td>0</td><td>0</td><td>0</td><td>0</td><td>6</td></tr><tr><td>Korie Lucious</td><td>1-5</td><td>0-3</td><td>1-1</td><td>0-1-1</td><td>0</td><td>3</td><td>0</td><td>5</td><td>1</td><td>0</td></tr><tr><td>Tom Herzog</td><td>1-1</td><td>0-0</td><td>3-5</td><td>1-2-3</td><td>1</td><td>5</td><td>0</td><td>0</td><td>0</td><td>4</td></tr><tr><td>Team</td><td></td><td></td><td>0-1-1</td><td></td><td></td><td></td><td></td><td></td><td></td><td></td></tr><tr><td>Totals</td><td>22-66</td><td>4-17</td><td>13-21</td><td>12-28-40</td><td>20</td><td>63</td><td>15</td><td>22</td><td>7</td><td>200</td></tr></table>			Michigan State	FG	3FG	FT	O-D-R	PFPTS	A	T	B	S	MIN	Kalin Lucas, g	2-10	0-3	2-4	0-2-2	1	6	5	1	0	1	Raymar Morgan, f	8-14	0-1	5-5	2-4-6	2	21	2	3	2	30	Travis Walton, g	1-6	0-0	2-3	1-3-4	2	4	1	1	0	1	Delvon Roe, f	0-2	0-0	0-1	2-6-8	4	0	3	3	0	20	Marquise Gray, f	0-2	0-0	0-0	1-1-2	2	0	0	3	1	0	Idong Ibok	0-1	0-0	0-0	1-0-1	0	0	0	1	0	8	Chris Allen	6-14	4-10	0-0	1-2-3	0	16	2	2	0	22	Austin Thornton	0-0	0-0	0-0	0-0-0	1	0	0	0	0	1	Durrell Summers	4-10	0-0	0-0	0-4-4	1	8	2	2	0	1	Isaiah Dahlman	0-1	0-0	0-2	3-1-4	1	0	0	0	0	0	Draymond Green	0-0	0-0	0-0	0-1-1	5	0	0	0	0	6	Korie Lucious	1-5	0-3	1-1	0-1-1	0	3	0	5	1	0	Tom Herzog	1-1	0-0	3-5	1-2-3	1	5	0	0	0	4	Team			0-1-1								Totals	22-66	4-17	13-21	12-28-40	20	63	15	22	7	200
Michigan State	FG	3FG	FT	O-D-R	PFPTS	A	T	B	S	MIN																																																																																																																																																																																																																																																																																																																																																																																																																																																																																																													
Delvon Roe, f	3-4	0-0	1-2	2-2-4	4	7	1	3	0	12																																																																																																																																																																																																																																																																																																																																																																																																																																																																																																													
Marquise Gray, f	5-6	0-0	2-3	2-4-6	3	12	1	3	1	19																																																																																																																																																																																																																																																																																																																																																																																																																																																																																																													
Kalin Lucas, g	5-11	1-2	1-1	0-1-1	1	12	10	1	2	36																																																																																																																																																																																																																																																																																																																																																																																																																																																																																																													
Travis Walton, g	7-10	1-1	1-2	1-1-2	3	16	5	1	0	34																																																																																																																																																																																																																																																																																																																																																																																																																																																																																																													
Durrell Summers, g	2-4	2-3	0-0	0-5-5	3	6	2	2	1	24																																																																																																																																																																																																																																																																																																																																																																																																																																																																																																													
Idong Ibok	0-0	0-0	0-0	0-0-0	3	0	0	2	1	6																																																																																																																																																																																																																																																																																																																																																																																																																																																																																																													
Raymar Morgan	9-11	0-0	1-1	0-5-5	3	29	2	3	0	23																																																																																																																																																																																																																																																																																																																																																																																																																																																																																																													
Chris Allen	1-3	0-1	0-0	0-1-1	2	2	2	1	0	16																																																																																																																																																																																																																																																																																																																																																																																																																																																																																																													
Austin Thornton	2-2	1-1	0-0	0-1-1	1	5	0	0	0	8																																																																																																																																																																																																																																																																																																																																																																																																																																																																																																													
Isaiah Dahlman	0-1	0-1	0-0	0-0-0	0	0	0	0	0	1																																																																																																																																																																																																																																																																																																																																																																																																																																																																																																													
Draymond Green	1-5	0-0	2-3	3-5-8	0	4	0	0	0	2																																																																																																																																																																																																																																																																																																																																																																																																																																																																																																													
Korie Lucious	0-2	0-1	1-2	0-0-0	0	1	0	0	0	4																																																																																																																																																																																																																																																																																																																																																																																																																																																																																																													
Tom Herzog	0-0	0-0	0-0	1-0-1	0	0	0	0	0	1																																																																																																																																																																																																																																																																																																																																																																																																																																																																																																													
Team			1-1-2																																																																																																																																																																																																																																																																																																																																																																																																																																																																																																																				
Totals	35-59	5-10	19-26	10-26-36	23	94	23	16	5	200																																																																																																																																																																																																																																																																																																																																																																																																																																																																																																													
Michigan State	FG	3FG	FT	O-D-R	PFPTS	A	T	B	S	MIN																																																																																																																																																																																																																																																																																																																																																																																																																																																																																																													
Raymar Morgan, f	3-6	0-0	3-5	3-2-5	1	9	1	2	0	35																																																																																																																																																																																																																																																																																																																																																																																																																																																																																																													
Marquise Gray, f	4-5	0-0	4-6	4-4-8	2	12	0	2	0	19																																																																																																																																																																																																																																																																																																																																																																																																																																																																																																													
Kalin Lucas, g	3-12	0-4	4-5	1-0-1	3	10	5	3	0	34																																																																																																																																																																																																																																																																																																																																																																																																																																																																																																													
Travis Walton, g	2-5	0-0	1-2	1-2-3	2	5	2	1	0	32																																																																																																																																																																																																																																																																																																																																																																																																																																																																																																													
Durrell Summers, g	2-6	2-3	1-1	1-5-6	2	11	2	1	2	26																																																																																																																																																																																																																																																																																																																																																																																																																																																																																																													
Chris Allen	2-6	1-4	2-2	1-1-2	2	7	0	3	0	17																																																																																																																																																																																																																																																																																																																																																																																																																																																																																																													
Delvon Roe	3-5	0-0	3-8	5-6-11	2	9	1	2	1	19																																																																																																																																																																																																																																																																																																																																																																																																																																																																																																													
Austin Thornton	0-2	0-1	0-0	0-1-1	1	0	0	1	0	7																																																																																																																																																																																																																																																																																																																																																																																																																																																																																																													
Draymond Green	1-4	0-0	0-2	1-1-2	1	2	1	0	0	7																																																																																																																																																																																																																																																																																																																																																																																																																																																																																																													
Korie Lucious	0-0	0-0	0-0	0-0-0	1	0	1	0	0	4																																																																																																																																																																																																																																																																																																																																																																																																																																																																																																													
Team			2-1-3																																																																																																																																																																																																																																																																																																																																																																																																																																																																																																																				
Totals	22-51	3-12	18-31	19-23-42	17	65	13	16	3	200																																																																																																																																																																																																																																																																																																																																																																																																																																																																																																													
Michigan State	FG	3FG	FT	O-D-R	PFPTS	A	T	B	S	MIN																																																																																																																																																																																																																																																																																																																																																																																																																																																																																																													
Kalin Lucas, g	2-10	0-3	2-4	0-2-2	1	6	5	1	0	1																																																																																																																																																																																																																																																																																																																																																																																																																																																																																																													
Raymar Morgan, f	8-14	0-1	5-5	2-4-6	2	21	2	3	2	30																																																																																																																																																																																																																																																																																																																																																																																																																																																																																																													
Travis Walton, g	1-6	0-0	2-3	1-3-4	2	4	1	1	0	1																																																																																																																																																																																																																																																																																																																																																																																																																																																																																																													
Delvon Roe, f	0-2	0-0	0-1	2-6-8	4	0	3	3	0	20																																																																																																																																																																																																																																																																																																																																																																																																																																																																																																													
Marquise Gray, f	0-2	0-0	0-0	1-1-2	2	0	0	3	1	0																																																																																																																																																																																																																																																																																																																																																																																																																																																																																																													
Idong Ibok	0-1	0-0	0-0	1-0-1	0	0	0	1	0	8																																																																																																																																																																																																																																																																																																																																																																																																																																																																																																													
Chris Allen	6-14	4-10	0-0	1-2-3	0	16	2	2	0	22																																																																																																																																																																																																																																																																																																																																																																																																																																																																																																													
Austin Thornton	0-0	0-0	0-0	0-0-0	1	0	0	0	0	1																																																																																																																																																																																																																																																																																																																																																																																																																																																																																																													
Durrell Summers	4-10	0-0	0-0	0-4-4	1	8	2	2	0	1																																																																																																																																																																																																																																																																																																																																																																																																																																																																																																													
Isaiah Dahlman	0-1	0-0	0-2	3-1-4	1	0	0	0	0	0																																																																																																																																																																																																																																																																																																																																																																																																																																																																																																													
Draymond Green	0-0	0-0	0-0	0-1-1	5	0	0	0	0	6																																																																																																																																																																																																																																																																																																																																																																																																																																																																																																													
Korie Lucious	1-5	0-3	1-1	0-1-1	0	3	0	5	1	0																																																																																																																																																																																																																																																																																																																																																																																																																																																																																																													
Tom Herzog	1-1	0-0	3-5	1-2-3	1	5	0	0	0	4																																																																																																																																																																																																																																																																																																																																																																																																																																																																																																													
Team			0-1-1																																																																																																																																																																																																																																																																																																																																																																																																																																																																																																																				
Totals	22-66	4-17	13-21	12-28-40	20	63	15	22	7	200																																																																																																																																																																																																																																																																																																																																																																																																																																																																																																													
<table><tr><td>Total FG%</td><td>1st: 17-29 (58.6%)</td><td>2nd: 18-30 (60.0%)</td><td>Game: 59.3%</td></tr><tr><td>3-Pt FG%</td><td>1st: 3-5 (60.0%)</td><td>2nd: 2-5 (40.0%)</td><td>Game: 50.0%</td></tr><tr><td>F Throw%</td><td>1st: 7-10 (70.0%)</td><td>2nd: 12-16 (75.0%)</td><td>Game: 73.1%</td></tr></table>			Total FG%	1st: 17-29 (58.6%)	2nd: 18-30 (60.0%)	Game: 59.3%	3-Pt FG%	1st: 3-5 (60.0%)	2nd: 2-5 (40.0%)	Game: 50.0%	F Throw%	1st: 7-10 (70.0%)	2nd: 12-16 (75.0%)	Game: 73.1%	<table><tr><td>Total FG%</td><td>1st: 9-27 (33.3%)</td><td>2nd: 13-24 (54.2%)</td><td>Game: 43.1%</td></tr><tr><td>3-Pt FG%</td><td>1st: 1-6 (16.7%)</td><td>2nd: 2-6 (33.3%)</td><td>Game: 25.0%</td></tr><tr><td>F Throw%</td><td>1st: 3-7 (42.9%)</td><td>2nd: 15-24 (62.5%)</td><td>Game: 58.1%</td></tr></table>			Total FG%	1st: 9-27 (33.3%)	2nd: 13-24 (54.2%)	Game: 43.1%	3-Pt FG%	1st: 1-6 (16.7%)	2nd: 2-6 (33.3%)	Game: 25.0%	F Throw%	1st: 3-7 (42.9%)	2nd: 15-24 (62.5%)	Game: 58.1%	<table><tr><td>Total FG%</td><td>1st: 16-31 (51.6%)</td><td>2nd: 7-35 (20.0%)</td><td>Game: 34.8%</td></tr><tr><td>3-Pt FG%</td><td>1st: 3-3 (100%)</td><td>2nd: 1-14 (7.1%)</td><td>Game: 23.5%</td></tr><tr><td>F Throw%</td><td>1st: 4-5 (80%)</td><td>2nd: 9-16 (56.3%)</td><td>Game: 61.9%</td></tr></table>			Total FG%	1st: 16-31 (51.6%)	2nd: 7-35 (20.0%)	Game: 34.8%	3-Pt FG%	1st: 3-3 (100%)	2nd: 1-14 (7.1%)	Game: 23.5%	F Throw%	1st: 4-5 (80%)	2nd: 9-16 (56.3%)	Game: 61.9%																																																																																																																																																																																																																																																																																																																																																																																																																																																																											
Total FG%	1st: 17-29 (58.6%)	2nd: 18-30 (60.0%)	Game: 59.3%																																																																																																																																																																																																																																																																																																																																																																																																																																																																																																																				
3-Pt FG%	1st: 3-5 (60.0%)	2nd: 2-5 (40.0%)	Game: 50.0%																																																																																																																																																																																																																																																																																																																																																																																																																																																																																																																				
F Throw%	1st: 7-10 (70.0%)	2nd: 12-16 (75.0%)	Game: 73.1%																																																																																																																																																																																																																																																																																																																																																																																																																																																																																																																				
Total FG%	1st: 9-27 (33.3%)	2nd: 13-24 (54.2%)	Game: 43.1%																																																																																																																																																																																																																																																																																																																																																																																																																																																																																																																				
3-Pt FG%	1st: 1-6 (16.7%)	2nd: 2-6 (33.3%)	Game: 25.0%																																																																																																																																																																																																																																																																																																																																																																																																																																																																																																																				
F Throw%	1st: 3-7 (42.9%)	2nd: 15-24 (62.5%)	Game: 58.1%																																																																																																																																																																																																																																																																																																																																																																																																																																																																																																																				
Total FG%	1st: 16-31 (51.6%)	2nd: 7-35 (20.0%)	Game: 34.8%																																																																																																																																																																																																																																																																																																																																																																																																																																																																																																																				
3-Pt FG%	1st: 3-3 (100%)	2nd: 1-14 (7.1%)	Game: 23.5%																																																																																																																																																																																																																																																																																																																																																																																																																																																																																																																				
F Throw%	1st: 4-5 (80%)	2nd: 9-16 (56.3%)	Game: 61.9%																																																																																																																																																																																																																																																																																																																																																																																																																																																																																																																				
<table><tr><td>Oklahoma State</td><td>FG</td><td>3FG</td><td>FT</td><td>O-D-R</td><td>PFPTS</td><td>A</td><td>T</td><td>B</td><td>S</td><td>MIN</td></tr><tr><td>Ibrahim Thomas, c</td><td>2-7</td><td>0-1</td><td>2-3</td><td>1-2-3</td><td>4</td><td>6</td><td>1</td><td>1</td><td>0</td><td>22</td></tr><tr><td>Byron Eaton, g</td><td>5-13</td><td>2-4</td><td>2-2</td><td>3-1-4</td><td>4</td><td>14</td><td>5</td><td>5</td><td>0</td><td>33</td></tr><tr><td>Terrell Harris, g</td><td>7-11</td><td>3-4</td><td>4-7</td><td>1-5-6</td><td>3</td><td>21</td><td>1</td><td>5</td><td>1</td><td>38</td></tr><tr><td>Obi Muonelo, g</td><td>6-13</td><td>3-7</td><td>0-0</td><td>2-4-6</td><td>2</td><td>15</td><td>4</td><td>3</td><td>0</td><td>35</td></tr><tr><td>James Anderson, g</td><td>3-8</td><td>2-7</td><td>5-7</td><td>1-2-3</td><td>0</td><td>13</td><td>3</td><td>2</td><td>0</td><td>39</td></tr><tr><td>Anthony Brown</td><td>1-3</td><td>0-0</td><td>0-3</td><td>2-0-2</td><td>2</td><td>2</td><td>0</td><td>0</td><td>0</td><td>14</td></tr><tr><td>Keiton Page</td><td>3-6</td><td>1-4</td><td>1-1</td><td>0-2-2</td><td>4</td><td>8</td><td>1</td><td>0</td><td>0</td><td>18</td></tr><tr><td>Nick Sidorakis</td><td>0-0</td><td>0-0</td><td>0-0</td><td>0-0-0</td><td>0</td><td>0</td><td>0</td><td>0</td><td>0</td><td>1</td></tr><tr><td>Marshall Moses</td><td>0-1</td><td>0-1</td><td>0-0</td><td>0-1-1</td><td>2</td><td>0</td><td>0</td><td>1</td><td>0</td><td>8</td></tr><tr><td>Malcolm Kirkland</td><td>0-1</td><td>0-0</td><td>0-0</td><td>0-0-0</td><td>0</td><td>0</td><td>0</td><td>1</td><td>0</td><td>2</td></tr><tr><td>Team</td><td></td><td></td><td>5-2-7</td><td></td><td></td><td></td><td></td><td></td><td></td><td></td></tr><tr><td>Totals</td><td>27-63</td><td>11-28</td><td>14-23</td><td>15-19-34</td><td>21</td><td>79</td><td>15</td><td>18</td><td>1</td><td>200</td></tr></table>			Oklahoma State	FG	3FG	FT	O-D-R	PFPTS	A	T	B	S	MIN	Ibrahim Thomas, c	2-7	0-1	2-3	1-2-3	4	6	1	1	0	22	Byron Eaton, g	5-13	2-4	2-2	3-1-4	4	14	5	5	0	33	Terrell Harris, g	7-11	3-4	4-7	1-5-6	3	21	1	5	1	38	Obi Muonelo, g	6-13	3-7	0-0	2-4-6	2	15	4	3	0	35	James Anderson, g	3-8	2-7	5-7	1-2-3	0	13	3	2	0	39	Anthony Brown	1-3	0-0	0-3	2-0-2	2	2	0	0	0	14	Keiton Page	3-6	1-4	1-1	0-2-2	4	8	1	0	0	18	Nick Sidorakis	0-0	0-0	0-0	0-0-0	0	0	0	0	0	1	Marshall Moses	0-1	0-1	0-0	0-1-1	2	0	0	1	0	8	Malcolm Kirkland	0-1	0-0	0-0	0-0-0	0	0	0	1	0	2	Team			5-2-7								Totals	27-63	11-28	14-23	15-19-34	21	79	15	18	1	200	<table><tr><td>Wichita State</td><td>FG</td><td>3FG</td><td>FT</td><td>O-D-R</td><td>PFPTS</td><td>A</td><td>T</td><td>B</td><td>S</td><td>MIN</td></tr><tr><td>Aaron Ellis, f</td><td>1-5</td><td>0-2</td><td>0-0</td><td>2-1-3</td><td>5</td><td>2</td><td>0</td><td>1</td><td>0</td><td>1</td></tr><tr><td>Ramon Clemente, f</td><td>1-1</td><td>0-0</td><td>0-0</td><td>1-2-3</td><td>3</td><td>2</td><td>0</td><td>4</td><td>0</td><td>25</td></tr><tr><td>Garrett Stutz, c</td><td>2-6</td><td>0-1</td><td>3-3</td><td>0-2-2</td><td>4</td><td>7</td><td>0</td><td>0</td><td>0</td><td>22</td></tr><tr><td>Toure Murry, g</td><td>6-12</td><td>3-9</td><td>4-4</td><td>1-2-3</td><td>3</td><td>19</td><td>2</td><td>2</td><td>0</td><td>34</td></tr><tr><td>Graham Hatch</td><td>1-2</td><td>1-1</td><td>2-2</td><td>1-1-2</td><td>4</td><td>5</td><td>1</td><td>0</td><td>0</td><td>2</td></tr><tr><td>Reggie Chamberlain</td><td>0-1</td><td>0-0</td><td>0-0</td><td>0-0-0</td><td>0</td><td>0</td><td>0</td><td>0</td><td>0</td><td>6</td></tr><tr><td>A.J. Hawkins</td><td>3-4</td><td>0-0</td><td>2-2</td><td>0-0-0</td><td>1</td><td>8</td><td>1</td><td>2</td><td>1</td><td>22</td></tr><tr><td>J.T. Durlley</td><td>3-8</td><td>2-4</td><td>1-2</td><td>1-3-4</td><td>3</td><td>9</td><td>1</td><td>1</td><td>0</td><td>20</td></tr><tr><td>Team</td><td></td><td></td><td>1-1-2</td><td></td><td></td><td></td><td></td><td></td><td></td><td></td></tr><tr><td>Totals</td><td>19-50</td><td>7-23</td><td>12-13</td><td>8-16-24</td><td>25</td><td>57</td><td>8</td><td>15</td><td>1</td><td>200</td></tr></table>			Wichita State	FG	3FG	FT	O-D-R	PFPTS	A	T	B	S	MIN	Aaron Ellis, f	1-5	0-2	0-0	2-1-3	5	2	0	1	0	1	Ramon Clemente, f	1-1	0-0	0-0	1-2-3	3	2	0	4	0	25	Garrett Stutz, c	2-6	0-1	3-3	0-2-2	4	7	0	0	0	22	Toure Murry, g	6-12	3-9	4-4	1-2-3	3	19	2	2	0	34	Graham Hatch	1-2	1-1	2-2	1-1-2	4	5	1	0	0	2	Reggie Chamberlain	0-1	0-0	0-0	0-0-0	0	0	0	0	0	6	A.J. Hawkins	3-4	0-0	2-2	0-0-0	1	8	1	2	1	22	J.T. Durlley	3-8	2-4	1-2	1-3-4	3	9	1	1	0	20	Team			1-1-2								Totals	19-50	7-23	12-13	8-16-24	25	57	8	15	1	200	<table><tr><td>North Carolina</td><td>FG</td><td>3FG</td><td>FT</td><td>O-D-R</td><td>PFPTS</td><td>A</td><td>T</td><td>B</td><td>S</td><td>MIN</td></tr><tr><td>Ty Lawson, g</td><td>6-11</td><td>2-3</td><td>3-4</td><td>1-1-2</td><td>2</td><td>17</td><td>8</td><td>0</td><td>0</td><td>7</td></tr><tr><td>Danny Green, g</td><td>2-7</td><td>2-5</td><td>0-0</td><td>1-4-5</td><td>1</td><td>6</td><td>5</td><td>1</td><td>3</td><td>1</td></tr><tr><td>Deon Thompson, f</td><td>4-10</td><td>0-0</td><td>2-2</td><td>3-4-7</td><td>4</td><td>10</td><td>0</td><td>4</td><td>1</td><td>28</td></tr><tr><td>Wayne Ellington, f</td><td>8-14</td><td>1-5</td><td>0-0</td><td>1-3-4</td><td>0</td><td>17</td><td>1</td><td>0</td><td>0</td><td>28</td></tr><tr><td>Tyler Hansbrough, c</td><td>6-13</td><td>0-13</td><td>13-29</td><td>9-11</td><td>1</td><td>25</td><td>0</td><td>1</td><td>0</td><td>1</td></tr><tr><td>Marc Campbell</td><td>0-0</td><td>0-0</td><td>0-0</td><td>0-0-0</td><td>0</td><td>0</td><td>0</td><td>0</td><td>0</td><td>1</td></tr><tr><td>Bobby Frasier</td><td>0-3</td><td>0-2</td><td>0-0</td><td>0-0-0</td><td>3</td><td>0</td><td>0</td><td>1</td><td>0</td><td>13</td></tr><tr><td>Larry Drew II</td><td>2-4</td><td>1-2</td><td>0-0</td><td>0-0-0</td><td>0</td><td>5</td><td>1</td><td>2</td><td>0</td><td>10</td></tr><tr><td>Will Graves</td><td>2-3</td><td>0-1</td><td>0-0</td><td>0-1-1</td><td>2</td><td>4</td><td>1</td><td>0</td><td>0</td><td>10</td></tr><tr><td>J.B. Tanner</td><td>1-2</td><td>0-1</td><td>0-0</td><td>0-1-1</td><td>0</td><td>2</td><td>0</td><td>0</td><td>0</td><td>2</td></tr><tr><td>Justin Watts</td><td>0-0</td><td>0-0</td><td>0-0</td><td>0-1-1</td><td>1</td><td>0</td><td>0</td><td>0</td><td>0</td><td>3</td></tr><tr><td>Justin Wooten</td><td>0-0</td><td>0-0</td><td>0-0</td><td>0-0-0</td><td>0</td><td>0</td><td>0</td><td>0</td><td>0</td><td>2</td></tr><tr><td>Ed Davis</td><td>2-2</td><td>0-0</td><td>6-8</td><td>1-6-7</td><td>2</td><td>10</td><td>1</td><td>0</td><td>2</td><td>17</td></tr><tr><td>Patrick Moody</td><td>1-2</td><td>0-0</td><td>0-2</td><td>0-1-1</td><td>2</td><td>2</td><td>0</td><td>0</td><td>1</td><td>4</td></tr><tr><td>Team</td><td></td><td></td><td>2-4-6</td><td></td><td></td><td></td><td></td><td></td><td></td><td></td></tr><tr><td>Totals</td><td>34-71</td><td>6-19</td><td>24-29</td><td>11-35-46</td><td>18</td><td>98</td><td>20</td><td>9</td><td>7</td><td>200</td></tr></table>			North Carolina	FG	3FG	FT	O-D-R	PFPTS	A	T	B	S	MIN	Ty Lawson, g	6-11	2-3	3-4	1-1-2	2	17	8	0	0	7	Danny Green, g	2-7	2-5	0-0	1-4-5	1	6	5	1	3	1	Deon Thompson, f	4-10	0-0	2-2	3-4-7	4	10	0	4	1	28	Wayne Ellington, f	8-14	1-5	0-0	1-3-4	0	17	1	0	0	28	Tyler Hansbrough, c	6-13	0-13	13-29	9-11	1	25	0	1	0	1	Marc Campbell	0-0	0-0	0-0	0-0-0	0	0	0	0	0	1	Bobby Frasier	0-3	0-2	0-0	0-0-0	3	0	0	1	0	13	Larry Drew II	2-4	1-2	0-0	0-0-0	0	5	1	2	0	10	Will Graves	2-3	0-1	0-0	0-1-1	2	4	1	0	0	10	J.B. Tanner	1-2	0-1	0-0	0-1-1	0	2	0	0	0	2	Justin Watts	0-0	0-0	0-0	0-1-1	1	0	0	0	0	3	Justin Wooten	0-0	0-0	0-0	0-0-0	0	0	0	0	0	2	Ed Davis	2-2	0-0	6-8	1-6-7	2	10	1	0	2	17	Patrick Moody	1-2	0-0	0-2	0-1-1	2	2	0	0	1	4	Team			2-4-6								Totals	34-71	6-19	24-29	11-35-46	18	98	20	9	7	200																																												
Oklahoma State	FG	3FG	FT	O-D-R	PFPTS	A	T	B	S	MIN																																																																																																																																																																																																																																																																																																																																																																																																																																																																																																													
Ibrahim Thomas, c	2-7	0-1	2-3	1-2-3	4	6	1	1	0	22																																																																																																																																																																																																																																																																																																																																																																																																																																																																																																													
Byron Eaton, g	5-13	2-4	2-2	3-1-4	4	14	5	5	0	33																																																																																																																																																																																																																																																																																																																																																																																																																																																																																																													
Terrell Harris, g	7-11	3-4	4-7	1-5-6	3	21	1	5	1	38																																																																																																																																																																																																																																																																																																																																																																																																																																																																																																													
Obi Muonelo, g	6-13	3-7	0-0	2-4-6	2	15	4	3	0	35																																																																																																																																																																																																																																																																																																																																																																																																																																																																																																													
James Anderson, g	3-8	2-7	5-7	1-2-3	0	13	3	2	0	39																																																																																																																																																																																																																																																																																																																																																																																																																																																																																																													
Anthony Brown	1-3	0-0	0-3	2-0-2	2	2	0	0	0	14																																																																																																																																																																																																																																																																																																																																																																																																																																																																																																													
Keiton Page	3-6	1-4	1-1	0-2-2	4	8	1	0	0	18																																																																																																																																																																																																																																																																																																																																																																																																																																																																																																													
Nick Sidorakis	0-0	0-0	0-0	0-0-0	0	0	0	0	0	1																																																																																																																																																																																																																																																																																																																																																																																																																																																																																																													
Marshall Moses	0-1	0-1	0-0	0-1-1	2	0	0	1	0	8																																																																																																																																																																																																																																																																																																																																																																																																																																																																																																													
Malcolm Kirkland	0-1	0-0	0-0	0-0-0	0	0	0	1	0	2																																																																																																																																																																																																																																																																																																																																																																																																																																																																																																													
Team			5-2-7																																																																																																																																																																																																																																																																																																																																																																																																																																																																																																																				
Totals	27-63	11-28	14-23	15-19-34	21	79	15	18	1	200																																																																																																																																																																																																																																																																																																																																																																																																																																																																																																													
Wichita State	FG	3FG	FT	O-D-R	PFPTS	A	T	B	S	MIN																																																																																																																																																																																																																																																																																																																																																																																																																																																																																																													
Aaron Ellis, f	1-5	0-2	0-0	2-1-3	5	2	0	1	0	1																																																																																																																																																																																																																																																																																																																																																																																																																																																																																																													
Ramon Clemente, f	1-1	0-0	0-0	1-2-3	3	2	0	4	0	25																																																																																																																																																																																																																																																																																																																																																																																																																																																																																																													
Garrett Stutz, c	2-6	0-1	3-3	0-2-2	4	7	0	0	0	22																																																																																																																																																																																																																																																																																																																																																																																																																																																																																																													
Toure Murry, g	6-12	3-9	4-4	1-2-3	3	19	2	2	0	34																																																																																																																																																																																																																																																																																																																																																																																																																																																																																																													
Graham Hatch	1-2	1-1	2-2	1-1-2	4	5	1	0	0	2																																																																																																																																																																																																																																																																																																																																																																																																																																																																																																													
Reggie Chamberlain	0-1	0-0	0-0	0-0-0	0	0	0	0	0	6																																																																																																																																																																																																																																																																																																																																																																																																																																																																																																													
A.J. Hawkins	3-4	0-0	2-2	0-0-0	1	8	1	2	1	22																																																																																																																																																																																																																																																																																																																																																																																																																																																																																																													
J.T. Durlley	3-8	2-4	1-2	1-3-4	3	9	1	1	0	20																																																																																																																																																																																																																																																																																																																																																																																																																																																																																																													
Team			1-1-2																																																																																																																																																																																																																																																																																																																																																																																																																																																																																																																				
Totals	19-50	7-23	12-13	8-16-24	25	57	8	15	1	200																																																																																																																																																																																																																																																																																																																																																																																																																																																																																																													
North Carolina	FG	3FG	FT	O-D-R	PFPTS	A	T	B	S	MIN																																																																																																																																																																																																																																																																																																																																																																																																																																																																																																													
Ty Lawson, g	6-11	2-3	3-4	1-1-2	2	17	8	0	0	7																																																																																																																																																																																																																																																																																																																																																																																																																																																																																																													
Danny Green, g	2-7	2-5	0-0	1-4-5	1	6	5	1	3	1																																																																																																																																																																																																																																																																																																																																																																																																																																																																																																													
Deon Thompson, f	4-10	0-0	2-2	3-4-7	4	10	0	4	1	28																																																																																																																																																																																																																																																																																																																																																																																																																																																																																																													
Wayne Ellington, f	8-14	1-5	0-0	1-3-4	0	17	1	0	0	28																																																																																																																																																																																																																																																																																																																																																																																																																																																																																																													
Tyler Hansbrough, c	6-13	0-13	13-29	9-11	1	25	0	1	0	1																																																																																																																																																																																																																																																																																																																																																																																																																																																																																																													
Marc Campbell	0-0	0-0	0-0	0-0-0	0	0	0	0	0	1																																																																																																																																																																																																																																																																																																																																																																																																																																																																																																													
Bobby Frasier	0-3	0-2	0-0	0-0-0	3	0	0	1	0	13																																																																																																																																																																																																																																																																																																																																																																																																																																																																																																													
Larry Drew II	2-4	1-2	0-0	0-0-0	0	5	1	2	0	10																																																																																																																																																																																																																																																																																																																																																																																																																																																																																																													
Will Graves	2-3	0-1	0-0	0-1-1	2	4	1	0	0	10																																																																																																																																																																																																																																																																																																																																																																																																																																																																																																													
J.B. Tanner	1-2	0-1	0-0	0-1-1	0	2	0	0	0	2																																																																																																																																																																																																																																																																																																																																																																																																																																																																																																													
Justin Watts	0-0	0-0	0-0	0-1-1	1	0	0	0	0	3																																																																																																																																																																																																																																																																																																																																																																																																																																																																																																													
Justin Wooten	0-0	0-0	0-0	0-0-0	0	0	0	0	0	2																																																																																																																																																																																																																																																																																																																																																																																																																																																																																																													
Ed Davis	2-2	0-0	6-8	1-6-7	2	10	1	0	2	17																																																																																																																																																																																																																																																																																																																																																																																																																																																																																																													
Patrick Moody	1-2	0-0	0-2	0-1-1	2	2	0	0	1	4																																																																																																																																																																																																																																																																																																																																																																																																																																																																																																													
Team			2-4-6																																																																																																																																																																																																																																																																																																																																																																																																																																																																																																																				
Totals	34-71	6-19	24-29	11-35-46	18	98	20	9	7	200																																																																																																																																																																																																																																																																																																																																																																																																																																																																																																													
<table><tr><td>Total FG%</td><td>1st: 9-25 (36.0%)</td><td>2nd: 18-38 (47.4%)</td><td>Game: 42.9%</td></tr><tr><td>3-Pt FG%</td><td>1st: 5-13 (38.5%)</td><td>2nd: 6-15 (40.0%)</td><td>Game: 39.3%</td></tr><tr><td>F Throw%</td><td>1st: 6-13 (46.2%)</td><td>2nd: 8-10 (80.0%)</td><td>Game: 60.9%</td></tr></table>			Total FG%	1st: 9-25 (36.0%)	2nd: 18-38 (47.4%)	Game: 42.9%	3-Pt FG%	1st: 5-13 (38.5%)	2nd: 6-15 (40.0%)	Game: 39.3%	F Throw%	1st: 6-13 (46.2%)	2nd: 8-10 (80.0%)	Game: 60.9%	<table><tr><td>Total FG%</td><td>1st: 11-28 (39.3%)</td><td>2nd: 8-22 (36.4%)</td><td>Game: 38.0%</td></tr><tr><td>3-Pt FG%</td><td>1st: 4-13 (30.8%)</td><td>2nd: 3-10 (30.0%)</td><td>Game: 30.4%</td></tr><tr><td>F Throw%</td><td>1st: 0-0 (0.0%)</td><td>2nd: 12-23 (92.3%)</td><td>Game: 92.3%</td></tr></table>			Total FG%	1st: 11-28 (39.3%)	2nd: 8-22 (36.4%)	Game: 38.0%	3-Pt FG%	1st: 4-13 (30.8%)	2nd: 3-10 (30.0%)	Game: 30.4%	F Throw%	1st: 0-0 (0.0%)	2nd: 12-23 (92.3%)	Game: 92.3%	<table><tr><td>Total FG%</td><td>1st: 20-39 (51.3%)</td><td>2nd: 14-32 (43.8%)</td><td>Game: 47.9%</td></tr><tr><td>3-Pt FG%</td><td>1st: 5-13 (38.5%)</td><td>2nd: 1-6 (16.7%)</td><td>Game: 31.6%</td></tr><tr><td>F Throw%</td><td>1st: 8-9 (88.9%)</td><td>2nd: 16-20 (80.0%)</td><td>Game: 82.8%</td></tr></table>			Total FG%	1st: 20-39 (51.3%)	2nd: 14-32 (43.8%)	Game: 47.9%	3-Pt FG%	1st: 5-13 (38.5%)	2nd: 1-6 (16.7%)	Game: 31.6%	F Throw%	1st: 8-9 (88.9%)	2nd: 16-20 (80.0%)	Game: 82.8%																																																																																																																																																																																																																																																																																																																																																																																																																																																																											
Total FG%	1st: 9-25 (36.0%)	2nd: 18-38 (47.4%)	Game: 42.9%																																																																																																																																																																																																																																																																																																																																																																																																																																																																																																																				
3-Pt FG%	1st: 5-13 (38.5%)	2nd: 6-15 (40.0%)	Game: 39.3%																																																																																																																																																																																																																																																																																																																																																																																																																																																																																																																				
F Throw%	1st: 6-13 (46.2%)	2nd: 8-10 (80.0%)	Game: 60.9%																																																																																																																																																																																																																																																																																																																																																																																																																																																																																																																				
Total FG%	1st: 11-28 (39.3%)	2nd: 8-22 (36.4%)	Game: 38.0%																																																																																																																																																																																																																																																																																																																																																																																																																																																																																																																				
3-Pt FG%	1st: 4-13 (30.8%)	2nd: 3-10 (30.0%)	Game: 30.4%																																																																																																																																																																																																																																																																																																																																																																																																																																																																																																																				
F Throw%	1st: 0-0 (0.0%)	2nd: 12-23 (92.3%)	Game: 92.3%																																																																																																																																																																																																																																																																																																																																																																																																																																																																																																																				
Total FG%	1st: 20-39 (51.3%)	2nd: 14-32 (43.8%)	Game: 47.9%																																																																																																																																																																																																																																																																																																																																																																																																																																																																																																																				
3-Pt FG%	1st: 5-13 (38.5%)	2nd: 1-6 (16.7%)	Game: 31.6%																																																																																																																																																																																																																																																																																																																																																																																																																																																																																																																				
F Throw%	1st: 8-9 (88.9%)	2nd: 16-20 (80.0%)	Game: 82.8%																																																																																																																																																																																																																																																																																																																																																																																																																																																																																																																				
Officials: Jim Burr, Mark Whitehead, Rick Crawford Attendance: 4,658 Halftime Score: MSU 44-29			Officials: Ed Hightower, Steve Olson, JB Caldwell Attendance: 3,768 Halftime Score: WSU 26-22			Officials: Ed Hightower, Jim Burr, Steve Welmer Attendance: 25,267 Halftime Score: UNC, 53-39																																																																																																																																																																																																																																																																																																																																																																																																																																																																																																																	
Record: MSU 3-1; OSU 4-2			Record: MSU 4-1; WSU 3-3			Record: MSU 4-2; UNC 8-0																																																																																																																																																																																																																																																																																																																																																																																																																																																																																																																	




NCAA TOURNAMENT FINAL FOUR • APRIL 4 & 6, 2009

	#13/12 MICHIGAN STATE	75		#18/20 MICHIGAN STATE	118		#19/22 MICHIGAN STATE	79																																																																																																																																																																																																																																																																																																																																																																																																																																																																																																																																																											
BRADLEY			ALCORN STATE			THE CITADEL																																																																																																																																																																																																																																																																																																																																																																																																																																																																																																																																																													
#7			#8			#9																																																																																																																																																																																																																																																																																																																																																																																																																																																																																																																																																													
Dec. 7, 2008 • East Lansing, Mich. Breslin Center			Dec. 13, 2008 • East Lansing, Mich. Breslin Center			Dec. 17, 2008 • East Lansing, Mich. Breslin Center																																																																																																																																																																																																																																																																																																																																																																																																																																																																																																																																																													
Key Stat: 3-Point Shooting MSU - 47.4% (9-19); Bradley - 18.2% (4-22)			Key Stat: First-Half FG Percentage MSU - 71.0%; Alcorn State 31.3%			Key Stat: First-Half FG Percentage MSU - 57.1%; The Citadel 36.4%																																																																																																																																																																																																																																																																																																																																																																																																																																																																																																																																																													
Quotable: "It's gonna be a slow process of (where) we're trying to get and what we're trying to build to, but I feel like we took a baby, baby step." - MSU senior Travis Walton			Quotable: "If I had to pick one thing I'm most proud of, it would have to be the assists. We had 22 baskets and 20 assists in the first half. And Magic proved a long time ago that it's as much fun to give as to receive." - MSU coach Tom Izzo			Quotable: "Raymar really showed some not only good things (on the court) but good things in the huddle and in the locker room. I thought he stepped up a lot." - MSU coach Tom Izzo																																																																																																																																																																																																																																																																																																																																																																																																																																																																																																																																																													
Key Moment: With MSU leading 41-35 with under 14 minutes remaining, Durrell Summers grabbed a rebound off a missed 3-pointer and converted a three-point play to spark a 17-5 Spartan run.			Key Moment: Michigan State trailed 11-8 just over five minutes into the game. The Spartans responded with a 22-4 run, making 10-of-12 shots, including seven straight at one point.			Key Moment: A 21-8 run late in the first half gave the Spartans their largest lead of the game at 37-19.																																																																																																																																																																																																																																																																																																																																																																																																																																																																																																																																																													
Notes: The Spartans held Bradley to 33.9 percent shooting, including 18.2 percent from 3-point range, both of which were season lows for MSU opponents ... Chris Allen hit a career-high five 3-pointers en route to a game-high 19 points, 13 of which came in the first half ... Michigan State owned a 45-32 advantage on the glass, including a 24-12 edge in the second half, grabbing eight offensive rebounds in the second stanza, while Bradley collected just eight defensive boards ... Kalin Lucas dished out nine assists against just one turnover, while also scoring 12 points and grabbing a career-high tying six rebounds ... With 10 rebounds, Raymar Morgan notched his first double-figure board effort of the season ... In just the seventh game of the season, Michigan State started its sixth different starting lineup.			Notes: MSU established a school record with 35 assists, recording an assist on 35 of 44 baskets ... MSU's 118 points tied for second most in school history. The Spartans last scored 118 against Oklahoma on Dec. 12, 1963 ... The 118 points were the most of the Tom Izzo era ... MSU's 60 first-half points marked the first time since Nov. 19, 2004 vs. Florida A&M that the Spartans scored at least 60 in a half ... Freshmen Draymond Green (10 points) and Delvon Roe (13 points) both recorded season-high point totals ... Freshman Korie Lucious dished out a season-best 11 assists in just 13 minutes ... Led by 20 points from Chris Allen, MSU's bench out-scored ASU's, 66-16.			Notes: Raymar Morgan recorded his fourth career double-double and his first of the season, shooting 11-of-12 from the field and 4-of-5 from the foul line ... Led by seven different players with at least one block, Michigan State blocked a season-high eight shots ... Delvon Roe and Durrell Summers each recorded a career-best four steals, contributing to a team season-high total of 14 thefts ... Michigan State held a 27-7 advantage in points off turnovers ... The Citadel out-scored Michigan State, 30-6, from 3-point range ... Michigan State attempted 35 free throws (23 made) compared to just 11 (9 made) for The Citadel ... Chris Allen grabbed a career-best seven rebounds.																																																																																																																																																																																																																																																																																																																																																																																																																																																																																																																																																													
<table><tr><td>Michigan State</td><td>FG</td><td>3FG</td><td>FT</td><td>O-D-R</td><td>PFPTS</td><td>A</td><td>TO</td><td>B</td><td>S</td><td>MIN</td></tr><tr><td>Kalin Lucas, g</td><td>3-15</td><td>1-2</td><td>5-6</td><td>1-5-6</td><td>1</td><td>12</td><td>9</td><td>1</td><td>0</td><td>32</td></tr><tr><td>Raymar Morgan, f</td><td>3-6</td><td>0-0</td><td>1-2</td><td>5-5-10</td><td>4</td><td>7</td><td>0</td><td>3</td><td>0</td><td>21</td></tr><tr><td>Chris Allen, g</td><td>6-14</td><td>5-9</td><td>2-2</td><td>0-3-3</td><td>2</td><td>19</td><td>1</td><td>2</td><td>0</td><td>28</td></tr><tr><td>Travis Walton, g</td><td>3-6</td><td>0-0</td><td>3-4</td><td>0-3-3</td><td>2</td><td>9</td><td>4</td><td>4</td><td>0</td><td>34</td></tr><tr><td>Delvon Roe, f</td><td>1-2</td><td>0-0</td><td>0-0</td><td>0-2-2</td><td>5</td><td>2</td><td>0</td><td>0</td><td>0</td><td>15</td></tr><tr><td>Idong Ibok</td><td>0-1</td><td>0-0</td><td>0-0</td><td>0-0-0</td><td>1</td><td>0</td><td>0</td><td>1</td><td>0</td><td>6</td></tr><tr><td>Austin Thornton</td><td>1-4</td><td>0-3</td><td>1-2</td><td>1-4-5</td><td>0</td><td>3</td><td>0</td><td>0</td><td>0</td><td>11</td></tr><tr><td>Durrell Summers</td><td>3-4</td><td>2-2</td><td>1-1</td><td>1-2-3</td><td>2</td><td>9</td><td>0</td><td>3</td><td>1</td><td>23</td></tr><tr><td>Draymond Green</td><td>1-2</td><td>0-0</td><td>3-3</td><td>1-4-5</td><td>4</td><td>5</td><td>2</td><td>1</td><td>0</td><td>15</td></tr><tr><td>Korie Lucious</td><td>2-4</td><td>1-3</td><td>0-0</td><td>0-1-1</td><td>0</td><td>5</td><td>2</td><td>3</td><td>0</td><td>10</td></tr><tr><td>Marquise Gray</td><td>2-2</td><td>0-0</td><td>0-0</td><td>0-4-4</td><td>2</td><td>4</td><td>0</td><td>1</td><td>0</td><td>15</td></tr><tr><td>Team</td><td></td><td></td><td></td><td>1-2-3</td><td></td><td></td><td></td><td></td><td></td><td></td></tr><tr><td>Totals</td><td>25-60</td><td>9-19</td><td>16-20</td><td>10-35-45</td><td>23</td><td>75</td><td>18</td><td>19</td><td>1</td><td>200</td></tr></table>			Michigan State	FG	3FG	FT	O-D-R	PFPTS	A	TO	B	S	MIN	Kalin Lucas, g	3-15	1-2	5-6	1-5-6	1	12	9	1	0	32	Raymar Morgan, f	3-6	0-0	1-2	5-5-10	4	7	0	3	0	21	Chris Allen, g	6-14	5-9	2-2	0-3-3	2	19	1	2	0	28	Travis Walton, g	3-6	0-0	3-4	0-3-3	2	9	4	4	0	34	Delvon Roe, f	1-2	0-0	0-0	0-2-2	5	2	0	0	0	15	Idong Ibok	0-1	0-0	0-0	0-0-0	1	0	0	1	0	6	Austin Thornton	1-4	0-3	1-2	1-4-5	0	3	0	0	0	11	Durrell Summers	3-4	2-2	1-1	1-2-3	2	9	0	3	1	23	Draymond Green	1-2	0-0	3-3	1-4-5	4	5	2	1	0	15	Korie Lucious	2-4	1-3	0-0	0-1-1	0	5	2	3	0	10	Marquise Gray	2-2	0-0	0-0	0-4-4	2	4	0	1	0	15	Team				1-2-3							Totals	25-60	9-19	16-20	10-35-45	23	75	18	19	1	200	<table><tr><td>Michigan State</td><td>FG</td><td>3FG</td><td>FT</td><td>O-D-R</td><td>PFPTS</td><td>A</td><td>TO</td><td>B</td><td>S</td><td>MIN</td></tr><tr><td>Idong Ibok, c</td><td>1-2</td><td>0-0</td><td>0-0</td><td>2-1-3</td><td>0</td><td>2</td><td>0</td><td>0</td><td>0</td><td>7</td></tr><tr><td>Kalin Lucas, g</td><td>4-10</td><td>2-4</td><td>6-8</td><td>0-0-0</td><td>0</td><td>16</td><td>8</td><td>0</td><td>0</td><td>25</td></tr><tr><td>Raymar Morgan, f</td><td>5-9</td><td>0-2</td><td>3-7</td><td>0-5-5</td><td>0</td><td>13</td><td>2</td><td>2</td><td>0</td><td>21</td></tr><tr><td>Travis Walton, g</td><td>4-7</td><td>0-0</td><td>0-0</td><td>0-1-1</td><td>3</td><td>8</td><td>2</td><td>1</td><td>0</td><td>18</td></tr><tr><td>Delvon Roe, f</td><td>6-8</td><td>0-0</td><td>1-3</td><td>4-4-8</td><td>3</td><td>13</td><td>0</td><td>2</td><td>1</td><td>20</td></tr><tr><td>Chris Allen</td><td>7-9</td><td>4-5</td><td>2-2</td><td>0-3-3</td><td>2</td><td>20</td><td>4</td><td>0</td><td>0</td><td>18</td></tr><tr><td>Austin Thornton</td><td>1-4</td><td>0-3</td><td>2-2</td><td>0-1-1</td><td>1</td><td>4</td><td>2</td><td>0</td><td>0</td><td>10</td></tr><tr><td>Durrell Summers</td><td>3-9</td><td>1-4</td><td>2-3</td><td>2-3-5</td><td>1</td><td>9</td><td>1</td><td>0</td><td>1</td><td>19</td></tr><tr><td>Mike Kebler</td><td>1-1</td><td>0-0</td><td>0-0</td><td>1-0-1</td><td>0</td><td>2</td><td>0</td><td>0</td><td>0</td><td>3</td></tr><tr><td>Isaiah Dahlman</td><td>2-3</td><td>1-2</td><td>1-1</td><td>0-1-1</td><td>0</td><td>6</td><td>0</td><td>0</td><td>0</td><td>7</td></tr><tr><td>Draymond Green</td><td>4-4</td><td>0-0</td><td>2-2</td><td>2-5-7</td><td>0</td><td>10</td><td>3</td><td>1</td><td>1</td><td>13</td></tr><tr><td>Jon Crandell</td><td>1-1</td><td>0-0</td><td>0-0</td><td>0-0-0</td><td>0</td><td>2</td><td>0</td><td>0</td><td>0</td><td>2</td></tr><tr><td>Korie Lucious</td><td>1-3</td><td>1-3</td><td>0-0</td><td>0-1-1</td><td>2</td><td>3</td><td>1</td><td>1</td><td>2</td><td>13</td></tr><tr><td>Tom Herzog</td><td>1-1</td><td>0-0</td><td>1-2</td><td>1-3-4</td><td>1</td><td>3</td><td>0</td><td>0</td><td>0</td><td>7</td></tr><tr><td>Marquise Gray</td><td>3-4</td><td>0-0</td><td>1-2</td><td>2-6-8</td><td>1</td><td>7</td><td>2</td><td>2</td><td>1</td><td>17</td></tr><tr><td>Team</td><td></td><td></td><td></td><td>3-2-5</td><td></td><td></td><td></td><td></td><td></td><td></td></tr><tr><td>Totals</td><td>44-75</td><td>9-23</td><td>21-32</td><td>17-36-53</td><td>14</td><td>118</td><td>35</td><td>10</td><td>6</td><td>200</td></tr></table>			Michigan State	FG	3FG	FT	O-D-R	PFPTS	A	TO	B	S	MIN	Idong Ibok, c	1-2	0-0	0-0	2-1-3	0	2	0	0	0	7	Kalin Lucas, g	4-10	2-4	6-8	0-0-0	0	16	8	0	0	25	Raymar Morgan, f	5-9	0-2	3-7	0-5-5	0	13	2	2	0	21	Travis Walton, g	4-7	0-0	0-0	0-1-1	3	8	2	1	0	18	Delvon Roe, f	6-8	0-0	1-3	4-4-8	3	13	0	2	1	20	Chris Allen	7-9	4-5	2-2	0-3-3	2	20	4	0	0	18	Austin Thornton	1-4	0-3	2-2	0-1-1	1	4	2	0	0	10	Durrell Summers	3-9	1-4	2-3	2-3-5	1	9	1	0	1	19	Mike Kebler	1-1	0-0	0-0	1-0-1	0	2	0	0	0	3	Isaiah Dahlman	2-3	1-2	1-1	0-1-1	0	6	0	0	0	7	Draymond Green	4-4	0-0	2-2	2-5-7	0	10	3	1	1	13	Jon Crandell	1-1	0-0	0-0	0-0-0	0	2	0	0	0	2	Korie Lucious	1-3	1-3	0-0	0-1-1	2	3	1	1	2	13	Tom Herzog	1-1	0-0	1-2	1-3-4	1	3	0	0	0	7	Marquise Gray	3-4	0-0	1-2	2-6-8	1	7	2	2	1	17	Team				3-2-5							Totals	44-75	9-23	21-32	17-36-53	14	118	35	10	6	200	<table><tr><td>Michigan State</td><td>FG</td><td>3FG</td><td>FT</td><td>O-D-R</td><td>PFPTS</td><td>A</td><td>TO</td><td>B</td><td>S</td><td>MIN</td></tr><tr><td>Idong Ibok, c</td><td>0-0</td><td>0-0</td><td>0-0</td><td>0-2-2</td><td>0</td><td>0</td><td>0</td><td>0</td><td>0</td><td>7</td></tr><tr><td>Kalin Lucas, g</td><td>1-4</td><td>0-0</td><td>5-8</td><td>0-0-0</td><td>1</td><td>7</td><td>8</td><td>1</td><td>1</td><td>24</td></tr><tr><td>Raymar Morgan, f</td><td>11-20</td><td>0-0</td><td>4-5</td><td>5-5-10</td><td>4</td><td>26</td><td>0</td><td>2</td><td>1</td><td>27</td></tr><tr><td>Travis Walton, g</td><td>0-2</td><td>0-0</td><td>0-0</td><td>0-0-0</td><td>3</td><td>0</td><td>3</td><td>5</td><td>0</td><td>1</td></tr><tr><td>Delvon Roe, f</td><td>3-4</td><td>0-0</td><td>4-7</td><td>4-3-7</td><td>2</td><td>10</td><td>1</td><td>1</td><td>1</td><td>4</td></tr><tr><td>Chris Allen</td><td>5-13</td><td>1-6</td><td>1-2</td><td>2-5-7</td><td>2</td><td>12</td><td>1</td><td>1</td><td>0</td><td>1</td></tr><tr><td>Austin Thornton</td><td>0-1</td><td>0-0</td><td>0-0</td><td>0-0-0</td><td>0</td><td>0</td><td>1</td><td>0</td><td>0</td><td>0</td></tr><tr><td>Goran Sutton</td><td>1-2</td><td>0-2</td><td>2-2</td><td>2-3-5</td><td>3</td><td>4</td><td>1</td><td>2</td><td>1</td><td>1</td></tr><tr><td>Durrell Summers</td><td>3-4</td><td>1-1</td><td>5-6</td><td>0-1-1</td><td>0</td><td>12</td><td>1</td><td>1</td><td>0</td><td>4</td></tr><tr><td>Isaiah Dahlman</td><td>0-1</td><td>0-0</td><td>0-0</td><td>0-0-0</td><td>0</td><td>0</td><td>0</td><td>0</td><td>0</td><td>2</td></tr><tr><td>Draymond Green</td><td>0-1</td><td>0-0</td><td>0-0</td><td>0-1-1</td><td>0</td><td>0</td><td>0</td><td>0</td><td>1</td><td>0</td></tr><tr><td>Korie Lucious</td><td>0-2</td><td>0-2</td><td>0-0</td><td>0-0-0</td><td>0</td><td>0</td><td>0</td><td>1</td><td>0</td><td>0</td></tr><tr><td>Tom Herzog</td><td>0-0</td><td>0-0</td><td>0-0</td><td>0-1-1</td><td>1</td><td>0</td><td>0</td><td>0</td><td>1</td><td>0</td></tr><tr><td>Marquise Gray</td><td>3-5</td><td>0-0</td><td>2-5</td><td>2-0-2</td><td>0</td><td>8</td><td>2</td><td>0</td><td>2</td><td>12</td></tr><tr><td>Team</td><td></td><td></td><td></td><td>0-2-2</td><td></td><td></td><td></td><td></td><td></td><td></td></tr><tr><td>Totals</td><td>27-51</td><td>2-9</td><td>23-35</td><td>15-23-38</td><td>16</td><td>79</td><td>18</td><td>14</td><td>8</td><td>14</td></tr></table>			Michigan State	FG	3FG	FT	O-D-R	PFPTS	A	TO	B	S	MIN	Idong Ibok, c	0-0	0-0	0-0	0-2-2	0	0	0	0	0	7	Kalin Lucas, g	1-4	0-0	5-8	0-0-0	1	7	8	1	1	24	Raymar Morgan, f	11-20	0-0	4-5	5-5-10	4	26	0	2	1	27	Travis Walton, g	0-2	0-0	0-0	0-0-0	3	0	3	5	0	1	Delvon Roe, f	3-4	0-0	4-7	4-3-7	2	10	1	1	1	4	Chris Allen	5-13	1-6	1-2	2-5-7	2	12	1	1	0	1	Austin Thornton	0-1	0-0	0-0	0-0-0	0	0	1	0	0	0	Goran Sutton	1-2	0-2	2-2	2-3-5	3	4	1	2	1	1	Durrell Summers	3-4	1-1	5-6	0-1-1	0	12	1	1	0	4	Isaiah Dahlman	0-1	0-0	0-0	0-0-0	0	0	0	0	0	2	Draymond Green	0-1	0-0	0-0	0-1-1	0	0	0	0	1	0	Korie Lucious	0-2	0-2	0-0	0-0-0	0	0	0	1	0	0	Tom Herzog	0-0	0-0	0-0	0-1-1	1	0	0	0	1	0	Marquise Gray	3-5	0-0	2-5	2-0-2	0	8	2	0	2	12	Team				0-2-2							Totals	27-51	2-9	23-35	15-23-38	16	79	18	14	8	14
Michigan State	FG	3FG	FT	O-D-R	PFPTS	A	TO	B	S	MIN																																																																																																																																																																																																																																																																																																																																																																																																																																																																																																																																																									
Kalin Lucas, g	3-15	1-2	5-6	1-5-6	1	12	9	1	0	32																																																																																																																																																																																																																																																																																																																																																																																																																																																																																																																																																									
Raymar Morgan, f	3-6	0-0	1-2	5-5-10	4	7	0	3	0	21																																																																																																																																																																																																																																																																																																																																																																																																																																																																																																																																																									
Chris Allen, g	6-14	5-9	2-2	0-3-3	2	19	1	2	0	28																																																																																																																																																																																																																																																																																																																																																																																																																																																																																																																																																									
Travis Walton, g	3-6	0-0	3-4	0-3-3	2	9	4	4	0	34																																																																																																																																																																																																																																																																																																																																																																																																																																																																																																																																																									
Delvon Roe, f	1-2	0-0	0-0	0-2-2	5	2	0	0	0	15																																																																																																																																																																																																																																																																																																																																																																																																																																																																																																																																																									
Idong Ibok	0-1	0-0	0-0	0-0-0	1	0	0	1	0	6																																																																																																																																																																																																																																																																																																																																																																																																																																																																																																																																																									
Austin Thornton	1-4	0-3	1-2	1-4-5	0	3	0	0	0	11																																																																																																																																																																																																																																																																																																																																																																																																																																																																																																																																																									
Durrell Summers	3-4	2-2	1-1	1-2-3	2	9	0	3	1	23																																																																																																																																																																																																																																																																																																																																																																																																																																																																																																																																																									
Draymond Green	1-2	0-0	3-3	1-4-5	4	5	2	1	0	15																																																																																																																																																																																																																																																																																																																																																																																																																																																																																																																																																									
Korie Lucious	2-4	1-3	0-0	0-1-1	0	5	2	3	0	10																																																																																																																																																																																																																																																																																																																																																																																																																																																																																																																																																									
Marquise Gray	2-2	0-0	0-0	0-4-4	2	4	0	1	0	15																																																																																																																																																																																																																																																																																																																																																																																																																																																																																																																																																									
Team				1-2-3																																																																																																																																																																																																																																																																																																																																																																																																																																																																																																																																																															
Totals	25-60	9-19	16-20	10-35-45	23	75	18	19	1	200																																																																																																																																																																																																																																																																																																																																																																																																																																																																																																																																																									
Michigan State	FG	3FG	FT	O-D-R	PFPTS	A	TO	B	S	MIN																																																																																																																																																																																																																																																																																																																																																																																																																																																																																																																																																									
Idong Ibok, c	1-2	0-0	0-0	2-1-3	0	2	0	0	0	7																																																																																																																																																																																																																																																																																																																																																																																																																																																																																																																																																									
Kalin Lucas, g	4-10	2-4	6-8	0-0-0	0	16	8	0	0	25																																																																																																																																																																																																																																																																																																																																																																																																																																																																																																																																																									
Raymar Morgan, f	5-9	0-2	3-7	0-5-5	0	13	2	2	0	21																																																																																																																																																																																																																																																																																																																																																																																																																																																																																																																																																									
Travis Walton, g	4-7	0-0	0-0	0-1-1	3	8	2	1	0	18																																																																																																																																																																																																																																																																																																																																																																																																																																																																																																																																																									
Delvon Roe, f	6-8	0-0	1-3	4-4-8	3	13	0	2	1	20																																																																																																																																																																																																																																																																																																																																																																																																																																																																																																																																																									
Chris Allen	7-9	4-5	2-2	0-3-3	2	20	4	0	0	18																																																																																																																																																																																																																																																																																																																																																																																																																																																																																																																																																									
Austin Thornton	1-4	0-3	2-2	0-1-1	1	4	2	0	0	10																																																																																																																																																																																																																																																																																																																																																																																																																																																																																																																																																									
Durrell Summers	3-9	1-4	2-3	2-3-5	1	9	1	0	1	19																																																																																																																																																																																																																																																																																																																																																																																																																																																																																																																																																									
Mike Kebler	1-1	0-0	0-0	1-0-1	0	2	0	0	0	3																																																																																																																																																																																																																																																																																																																																																																																																																																																																																																																																																									
Isaiah Dahlman	2-3	1-2	1-1	0-1-1	0	6	0	0	0	7																																																																																																																																																																																																																																																																																																																																																																																																																																																																																																																																																									
Draymond Green	4-4	0-0	2-2	2-5-7	0	10	3	1	1	13																																																																																																																																																																																																																																																																																																																																																																																																																																																																																																																																																									
Jon Crandell	1-1	0-0	0-0	0-0-0	0	2	0	0	0	2																																																																																																																																																																																																																																																																																																																																																																																																																																																																																																																																																									
Korie Lucious	1-3	1-3	0-0	0-1-1	2	3	1	1	2	13																																																																																																																																																																																																																																																																																																																																																																																																																																																																																																																																																									
Tom Herzog	1-1	0-0	1-2	1-3-4	1	3	0	0	0	7																																																																																																																																																																																																																																																																																																																																																																																																																																																																																																																																																									
Marquise Gray	3-4	0-0	1-2	2-6-8	1	7	2	2	1	17																																																																																																																																																																																																																																																																																																																																																																																																																																																																																																																																																									
Team				3-2-5																																																																																																																																																																																																																																																																																																																																																																																																																																																																																																																																																															
Totals	44-75	9-23	21-32	17-36-53	14	118	35	10	6	200																																																																																																																																																																																																																																																																																																																																																																																																																																																																																																																																																									
Michigan State	FG	3FG	FT	O-D-R	PFPTS	A	TO	B	S	MIN																																																																																																																																																																																																																																																																																																																																																																																																																																																																																																																																																									
Idong Ibok, c	0-0	0-0	0-0	0-2-2	0	0	0	0	0	7																																																																																																																																																																																																																																																																																																																																																																																																																																																																																																																																																									
Kalin Lucas, g	1-4	0-0	5-8	0-0-0	1	7	8	1	1	24																																																																																																																																																																																																																																																																																																																																																																																																																																																																																																																																																									
Raymar Morgan, f	11-20	0-0	4-5	5-5-10	4	26	0	2	1	27																																																																																																																																																																																																																																																																																																																																																																																																																																																																																																																																																									
Travis Walton, g	0-2	0-0	0-0	0-0-0	3	0	3	5	0	1																																																																																																																																																																																																																																																																																																																																																																																																																																																																																																																																																									
Delvon Roe, f	3-4	0-0	4-7	4-3-7	2	10	1	1	1	4																																																																																																																																																																																																																																																																																																																																																																																																																																																																																																																																																									
Chris Allen	5-13	1-6	1-2	2-5-7	2	12	1	1	0	1																																																																																																																																																																																																																																																																																																																																																																																																																																																																																																																																																									
Austin Thornton	0-1	0-0	0-0	0-0-0	0	0	1	0	0	0																																																																																																																																																																																																																																																																																																																																																																																																																																																																																																																																																									
Goran Sutton	1-2	0-2	2-2	2-3-5	3	4	1	2	1	1																																																																																																																																																																																																																																																																																																																																																																																																																																																																																																																																																									
Durrell Summers	3-4	1-1	5-6	0-1-1	0	12	1	1	0	4																																																																																																																																																																																																																																																																																																																																																																																																																																																																																																																																																									
Isaiah Dahlman	0-1	0-0	0-0	0-0-0	0	0	0	0	0	2																																																																																																																																																																																																																																																																																																																																																																																																																																																																																																																																																									
Draymond Green	0-1	0-0	0-0	0-1-1	0	0	0	0	1	0																																																																																																																																																																																																																																																																																																																																																																																																																																																																																																																																																									
Korie Lucious	0-2	0-2	0-0	0-0-0	0	0	0	1	0	0																																																																																																																																																																																																																																																																																																																																																																																																																																																																																																																																																									
Tom Herzog	0-0	0-0	0-0	0-1-1	1	0	0	0	1	0																																																																																																																																																																																																																																																																																																																																																																																																																																																																																																																																																									
Marquise Gray	3-5	0-0	2-5	2-0-2	0	8	2	0	2	12																																																																																																																																																																																																																																																																																																																																																																																																																																																																																																																																																									
Team				0-2-2																																																																																																																																																																																																																																																																																																																																																																																																																																																																																																																																																															
Totals	27-51	2-9	23-35	15-23-38	16	79	18	14	8	14																																																																																																																																																																																																																																																																																																																																																																																																																																																																																																																																																									
Total FG% 1st: 11-30 (36.7%) 2nd: 14-30 (46.7%) Game: 41.7%			Total FG% 1st: 22-31 (71%) 2nd: 22-44 (50%) Game: 58.7%			Total FG% 1st: 16-28 (57.1%) 2nd: 11-23 (47.8%) Game: 52.9%																																																																																																																																																																																																																																																																																																																																																																																																																																																																																																																																																													
3-Pt FG% 1st: 5-11 (45.5%) 2nd: 4-8 (50.0%) Game: 47.4%			3-Pt FG% 1st: 5-8 (62.5%) 2nd: 4-15 (26.7%) Game: 39.1%			3-Pt FG% 1st: 0-3 (0%) 2nd: 2-6 (33.3%) Game: 22.2%																																																																																																																																																																																																																																																																																																																																																																																																																																																																																																																																																													
F Throw% 1st: 5-6 (83.3%) 2nd: 11-14 (78.6%) Game: 80.0%			F Throw% 1st: 11-18 (61.1%) 2nd: 10-14 (71.4%) Game: 65.6%			F Throw% 1st: 9-14 (64.3%) 2nd: 14-21 (66.7%) Game: 65.7%																																																																																																																																																																																																																																																																																																																																																																																																																																																																																																																																																													
<table><tr><td>Bradley</td><td>FG</td><td>3FG</td><td>FT</td><td>O-D-R</td><td>PFPTS</td><td>A</td><td>TO</td><td>B</td><td>S</td><td>MIN</td></tr><tr><td>Dodie Dunson, g</td><td>5-12</td><td>1-5</td><td>2-4</td><td>1-1-2</td><td>1</td><td>13</td><td>0</td><td>3</td><td>0</td><td>0</td></tr><tr><td>David Collins, c</td><td>3-7</td><td>0-0</td><td>3-5</td><td>1-1-2</td><td>1</td><td>9</td><td>0</td><td>0</td><td>0</td><td>0</td></tr><tr><td>Sam Maniscalco, g</td><td>2-8</td><td>0-5</td><td>0-0</td><td>0-2-2</td><td>4</td><td>4</td><td>3</td><td>6</td><td>0</td><td>1</td></tr><tr><td>Theron Wilson, f</td><td>4-9</td><td>2-4</td><td>6-9</td><td>1-6-7</td><td>3</td><td>16</td><td>1</td><td>2</td><td>1</td><td>2</td></tr><tr><td>Chris Roberts, g</td><td>3-10</td><td>1-5</td><td>2-2</td><td>2-3-5</td><td>3</td><td>9</td><td>0</td><td>4</td><td>0</td><td>1</td></tr><tr><td>Eddren McCain</td><td>1-4</td><td>0-0</td><td>0-0</td><td>0-0-0</td><td>2</td><td>2</td><td>2</td><td>1</td><td>0</td><td>1</td></tr><tr><td>Darin Norris</td><td>0-4</td><td>0-3</td><td>1-2</td><td>1-0-1</td><td>0</td><td>1</td><td>0</td><td>0</td><td>0</td><td>1</td></tr><tr><td>Taylor Brown</td><td>2-3</td><td>0-0</td><td>1-4</td><td>1-4-5</td><td>2</td><td>5</td><td>0</td><td>0</td><td>1</td><td>0</td></tr><tr><td>Anthony Thompson</td><td>0-0</td><td>0-0</td><td>0-0</td><td>0-1-1</td><td>0</td><td>0</td><td>0</td><td>0</td><td>0</td><td>0</td></tr><tr><td>Sam Singh</td><td>0-2</td><td>0-0</td><td>0-0</td><td>0-3-3</td><td>2</td><td>0</td><td>0</td><td>0</td><td>1</td><td>1</td></tr><tr><td>Team</td><td></td><td></td><td></td><td>1-3-4</td><td></td><td></td><td></td><td></td><td></td><td></td></tr><tr><td>Totals</td><td>20-59</td><td>4-22</td><td>15-26</td><td>8-24-32</td><td>18</td><td>59</td><td>6</td><td>16</td><td>3</td><td>6</td></tr></table>			Bradley	FG	3FG	FT	O-D-R	PFPTS	A	TO	B	S	MIN	Dodie Dunson, g	5-12	1-5	2-4	1-1-2	1	13	0	3	0	0	David Collins, c	3-7	0-0	3-5	1-1-2	1	9	0	0	0	0	Sam Maniscalco, g	2-8	0-5	0-0	0-2-2	4	4	3	6	0	1	Theron Wilson, f	4-9	2-4	6-9	1-6-7	3	16	1	2	1	2	Chris Roberts, g	3-10	1-5	2-2	2-3-5	3	9	0	4	0	1	Eddren McCain	1-4	0-0	0-0	0-0-0	2	2	2	1	0	1	Darin Norris	0-4	0-3	1-2	1-0-1	0	1	0	0	0	1	Taylor Brown	2-3	0-0	1-4	1-4-5	2	5	0	0	1	0	Anthony Thompson	0-0	0-0	0-0	0-1-1	0	0	0	0	0	0	Sam Singh	0-2	0-0	0-0	0-3-3	2	0	0	0	1	1	Team				1-3-4							Totals	20-59	4-22	15-26	8-24-32	18	59	6	16	3	6	<table><tr><td>Alcorn State</td><td>FG</td><td>3FG</td><td>FT</td><td>O-D-R</td><td>PFPTS</td><td>A</td><td>TO</td><td>B</td><td>S</td><td>MIN</td></tr><tr><td>Jumane Reed, g</td><td>1-4</td><td>0-1</td><td>2-2</td><td>0-2-2</td><td>1</td><td>4</td><td>1</td><td>4</td><td>0</td><td>1</td></tr><tr><td>Troy Jackson, g</td><td>6-17</td><td>0-6</td><td>3-4</td><td>2-4-6</td><td>1</td><td>15</td><td>3</td><td>3</td><td>0</td><td>0</td></tr><tr><td>Anthony Ford, g</td><td>5-10</td><td>1-4</td><td>1-1</td><td>1-0-1</td><td>5</td><td>12</td><td>0</td><td>1</td><td>0</td><td>0</td></tr><tr><td>Brandon Rogers, g</td><td>2-4</td><td>1-1</td><td>0-0</td><td>0-1-1</td><td>2</td><td>5</td><td>0</td><td>1</td><td>0</td><td>17</td></tr><tr><td>Jarvis Williams, f</td><td>3-7</td><td>0-1</td><td>2-2</td><td>0-1-1</td><td>5</td><td>8</td><td>0</td><td>2</td><td>0</td><td>0</td></tr><tr><td>Jonathan Boyd</td><td>4-8</td><td>4-7</td><td>0-0</td><td>0-2-2</td><td>1</td><td>12</td><td>0</td><td>0</td><td>0</td><td>0</td></tr><tr><td>Darius Hobson</td><td>0-0</td><td>0-0</td><td>0-0</td><td>0-0-0</td><td>1</td><td>0</td><td>0</td><td>0</td><td>0</td><td>0</td></tr><tr><td>Alex Savannah</td><td>0-1</td><td>0-0</td><td>0-0</td><td>0-0-0</td><td>1</td><td>0</td><td>0</td><td>0</td><td>0</td><td>0</td></tr><tr><td>Corey Anthony</td><td>0-1</td><td>0-1</td><td>1-2</td><td>1-0-1</td><td>1</td><td>1</td><td>0</td><td>0</td><td>0</td><td>0</td></tr><tr><td>Antonio Jones</td><td>1-3</td><td>1-1</td><td>0-0</td><td>0-0-0</td><td>0</td><td>3</td><td>0</td><td>1</td><td>0</td><td>0</td></tr><tr><td>JaMarkus Holt</td><td>0-3</td><td>0-0</td><td>0-2</td><td>0-3-3</td><td>4</td><td>0</td><td>0</td><td>3</td><td>0</td><td>0</td></tr><tr><td>Lawrence Cage</td><td>0-3</td><td>0-1</td><td>0-0</td><td>0-0-0</td><td>1</td><td>0</td><td>0</td><td>1</td><td>0</td><td>0</td></tr><tr><td>Gifford Blakely</td><td>0-3</td><td>0-0</td><td>0-0</td><td>0-1-1</td><td>5</td><td>0</td><td>0</td><td>1</td><td>0</td><td>0</td></tr><tr><td>Team</td><td></td><td></td><td></td><td>3-5-8</td><td></td><td></td><td></td><td></td><td></td><td></td></tr><tr><td>Totals</td><td>22-64</td><td>7-23</td><td>9-13</td><td>7-19-26</td><td>28</td><td>60</td><td>4</td><td>17</td><td>0</td><td>1</td></tr></table>			Alcorn State	FG	3FG	FT	O-D-R	PFPTS	A	TO	B	S	MIN	Jumane Reed, g	1-4	0-1	2-2	0-2-2	1	4	1	4	0	1	Troy Jackson, g	6-17	0-6	3-4	2-4-6	1	15	3	3	0	0	Anthony Ford, g	5-10	1-4	1-1	1-0-1	5	12	0	1	0	0	Brandon Rogers, g	2-4	1-1	0-0	0-1-1	2	5	0	1	0	17	Jarvis Williams, f	3-7	0-1	2-2	0-1-1	5	8	0	2	0	0	Jonathan Boyd	4-8	4-7	0-0	0-2-2	1	12	0	0	0	0	Darius Hobson	0-0	0-0	0-0	0-0-0	1	0	0	0	0	0	Alex Savannah	0-1	0-0	0-0	0-0-0	1	0	0	0	0	0	Corey Anthony	0-1	0-1	1-2	1-0-1	1	1	0	0	0	0	Antonio Jones	1-3	1-1	0-0	0-0-0	0	3	0	1	0	0	JaMarkus Holt	0-3	0-0	0-2	0-3-3	4	0	0	3	0	0	Lawrence Cage	0-3	0-1	0-0	0-0-0	1	0	0	1	0	0	Gifford Blakely	0-3	0-0	0-0	0-1-1	5	0	0	1	0	0	Team				3-5-8							Totals	22-64	7-23	9-13	7-19-26	28	60	4	17	0	1	<table><tr><td>The Citadel</td><td>FG</td><td>3FG</td><td>FT</td><td>O-D-R</td><td>PFPTS</td><td>A</td><td>TO</td><td>B</td><td>S</td><td>MIN</td></tr><tr><td>Zach Urbanus, g</td><td>1-4</td><td>1-4</td><td>0-0</td><td>0-1-1</td><td>2</td><td>3</td><td>5</td><td>3</td><td>0</td><td>0</td></tr><tr><td>Cameron Wells, g</td><td>5-14</td><td>0-3</td><td>4-4</td><td>1-1-2</td><td>2</td><td>14</td><td>6</td><td>5</td><td>0</td><td>5</td></tr><tr><td>Austin Dahn, g</td><td>6-15</td><td>5-10</td><td>0-0</td><td>1-3-4</td><td>4</td><td>17</td><td>1</td><td>4</td><td>0</td><td>1</td></tr><tr><td>Daniel Eykyn, f</td><td>0-0</td><td>0-0</td><td>0-0</td><td>0-0-0</td><td>1</td><td>0</td><td>0</td><td>0</td><td>0</td><td>0</td></tr><tr><td>Demetrius Nelson, c</td><td>1-5</td><td>0-0</td><td>0-0</td><td>0-0-0</td><td>4</td><td>7</td><td>0</td><td>1</td><td>1</td><td>0</td></tr><tr><td>Tyrell McDowell</td><td>0-0</td><td>0-0</td><td>0-0</td><td>0-0-0</td><td>0</td><td>0</td><td>0</td><td>1</td><td>0</td><td>0</td></tr><tr><td>Cosmo Morabbi</td><td>1-5</td><td>1-3</td><td>0-0</td><td>0-0-0</td><td>2</td><td>3</td><td>0</td><td>2</td><td>0</td><td>0</td></tr><tr><td>Jonathan Brick</td><td>1-3</td><td>1-2</td><td>0-0</td><td>1-1-2</td><td>5</td><td>3</td><td>2</td><td>0</td><td>0</td><td>1</td></tr><tr><td>John Brown</td><td>0-0</td><td>0-0</td><td>0-0</td><td>0-0-0</td><td>1</td><td>0</td><td>0</td><td>0</td><td>0</td><td>0</td></tr><tr><td>Bryan Streeter</td><td>5-7</td><td>0-0</td><td>0-1</td><td>4-0-4</td><td>1</td><td>10</td><td>0</td><td>0</td><td>0</td><td>1</td></tr><tr><td>Phillip Pandak</td><td>1-2</td><td>1-2</td><td>0-0</td><td>0-2-2</td><td>0</td><td>3</td><td>0</td><td>0</td><td>0</td><td>0</td></tr><tr><td>Matt Roberts</td><td>0-2</td><td>0-0</td><td>0-0</td><td>1-2-3</td><td>2</td><td>0</td><td>0</td><td>0</td><td>0</td><td>0</td></tr><tr><td>Matt Clark</td><td>2-2</td><td>1-1</td><td>0-0</td><td>1-1-2</td><td>2</td><td>5</td><td>0</td><td>1</td><td>0</td><td>0</td></tr><tr><td>Team</td><td></td><td></td><td></td><td>4-3-7</td><td></td><td></td><td></td><td></td><td></td><td></td></tr><tr><td>Totals</td><td>23-59</td><td>10-25</td><td>9-11</td><td>15-16-31</td><td>26</td><td>65</td><td>14</td><td>17</td><td>1</td><td>8</td></tr></table>			The Citadel	FG	3FG	FT	O-D-R	PFPTS	A	TO	B	S	MIN	Zach Urbanus, g	1-4	1-4	0-0	0-1-1	2	3	5	3	0	0	Cameron Wells, g	5-14	0-3	4-4	1-1-2	2	14	6	5	0	5	Austin Dahn, g	6-15	5-10	0-0	1-3-4	4	17	1	4	0	1	Daniel Eykyn, f	0-0	0-0	0-0	0-0-0	1	0	0	0	0	0	Demetrius Nelson, c	1-5	0-0	0-0	0-0-0	4	7	0	1	1	0	Tyrell McDowell	0-0	0-0	0-0	0-0-0	0	0	0	1	0	0	Cosmo Morabbi	1-5	1-3	0-0	0-0-0	2	3	0	2	0	0	Jonathan Brick	1-3	1-2	0-0	1-1-2	5	3	2	0	0	1	John Brown	0-0	0-0	0-0	0-0-0	1	0	0	0	0	0	Bryan Streeter	5-7	0-0	0-1	4-0-4	1	10	0	0	0	1	Phillip Pandak	1-2	1-2	0-0	0-2-2	0	3	0	0	0	0	Matt Roberts	0-2	0-0	0-0	1-2-3	2	0	0	0	0	0	Matt Clark	2-2	1-1	0-0	1-1-2	2	5	0	1	0	0	Team				4-3-7							Totals	23-59	10-25	9-11	15-16-31	26	65	14	17	1	8																																												
Bradley	FG	3FG	FT	O-D-R	PFPTS	A	TO	B	S	MIN																																																																																																																																																																																																																																																																																																																																																																																																																																																																																																																																																									
Dodie Dunson, g	5-12	1-5	2-4	1-1-2	1	13	0	3	0	0																																																																																																																																																																																																																																																																																																																																																																																																																																																																																																																																																									
David Collins, c	3-7	0-0	3-5	1-1-2	1	9	0	0	0	0																																																																																																																																																																																																																																																																																																																																																																																																																																																																																																																																																									
Sam Maniscalco, g	2-8	0-5	0-0	0-2-2	4	4	3	6	0	1																																																																																																																																																																																																																																																																																																																																																																																																																																																																																																																																																									
Theron Wilson, f	4-9	2-4	6-9	1-6-7	3	16	1	2	1	2																																																																																																																																																																																																																																																																																																																																																																																																																																																																																																																																																									
Chris Roberts, g	3-10	1-5	2-2	2-3-5	3	9	0	4	0	1																																																																																																																																																																																																																																																																																																																																																																																																																																																																																																																																																									
Eddren McCain	1-4	0-0	0-0	0-0-0	2	2	2	1	0	1																																																																																																																																																																																																																																																																																																																																																																																																																																																																																																																																																									
Darin Norris	0-4	0-3	1-2	1-0-1	0	1	0	0	0	1																																																																																																																																																																																																																																																																																																																																																																																																																																																																																																																																																									
Taylor Brown	2-3	0-0	1-4	1-4-5	2	5	0	0	1	0																																																																																																																																																																																																																																																																																																																																																																																																																																																																																																																																																									
Anthony Thompson	0-0	0-0	0-0	0-1-1	0	0	0	0	0	0																																																																																																																																																																																																																																																																																																																																																																																																																																																																																																																																																									
Sam Singh	0-2	0-0	0-0	0-3-3	2	0	0	0	1	1																																																																																																																																																																																																																																																																																																																																																																																																																																																																																																																																																									
Team				1-3-4																																																																																																																																																																																																																																																																																																																																																																																																																																																																																																																																																															
Totals	20-59	4-22	15-26	8-24-32	18	59	6	16	3	6																																																																																																																																																																																																																																																																																																																																																																																																																																																																																																																																																									
Alcorn State	FG	3FG	FT	O-D-R	PFPTS	A	TO	B	S	MIN																																																																																																																																																																																																																																																																																																																																																																																																																																																																																																																																																									
Jumane Reed, g	1-4	0-1	2-2	0-2-2	1	4	1	4	0	1																																																																																																																																																																																																																																																																																																																																																																																																																																																																																																																																																									
Troy Jackson, g	6-17	0-6	3-4	2-4-6	1	15	3	3	0	0																																																																																																																																																																																																																																																																																																																																																																																																																																																																																																																																																									
Anthony Ford, g	5-10	1-4	1-1	1-0-1	5	12	0	1	0	0																																																																																																																																																																																																																																																																																																																																																																																																																																																																																																																																																									
Brandon Rogers, g	2-4	1-1	0-0	0-1-1	2	5	0	1	0	17																																																																																																																																																																																																																																																																																																																																																																																																																																																																																																																																																									
Jarvis Williams, f	3-7	0-1	2-2	0-1-1	5	8	0	2	0	0																																																																																																																																																																																																																																																																																																																																																																																																																																																																																																																																																									
Jonathan Boyd	4-8	4-7	0-0	0-2-2	1	12	0	0	0	0																																																																																																																																																																																																																																																																																																																																																																																																																																																																																																																																																									
Darius Hobson	0-0	0-0	0-0	0-0-0	1	0	0	0	0	0																																																																																																																																																																																																																																																																																																																																																																																																																																																																																																																																																									
Alex Savannah	0-1	0-0	0-0	0-0-0	1	0	0	0	0	0																																																																																																																																																																																																																																																																																																																																																																																																																																																																																																																																																									
Corey Anthony	0-1	0-1	1-2	1-0-1	1	1	0	0	0	0																																																																																																																																																																																																																																																																																																																																																																																																																																																																																																																																																									
Antonio Jones	1-3	1-1	0-0	0-0-0	0	3	0	1	0	0																																																																																																																																																																																																																																																																																																																																																																																																																																																																																																																																																									
JaMarkus Holt	0-3	0-0	0-2	0-3-3	4	0	0	3	0	0																																																																																																																																																																																																																																																																																																																																																																																																																																																																																																																																																									
Lawrence Cage	0-3	0-1	0-0	0-0-0	1	0	0	1	0	0																																																																																																																																																																																																																																																																																																																																																																																																																																																																																																																																																									
Gifford Blakely	0-3	0-0	0-0	0-1-1	5	0	0	1	0	0																																																																																																																																																																																																																																																																																																																																																																																																																																																																																																																																																									
Team				3-5-8																																																																																																																																																																																																																																																																																																																																																																																																																																																																																																																																																															
Totals	22-64	7-23	9-13	7-19-26	28	60	4	17	0	1																																																																																																																																																																																																																																																																																																																																																																																																																																																																																																																																																									
The Citadel	FG	3FG	FT	O-D-R	PFPTS	A	TO	B	S	MIN																																																																																																																																																																																																																																																																																																																																																																																																																																																																																																																																																									
Zach Urbanus, g	1-4	1-4	0-0	0-1-1	2	3	5	3	0	0																																																																																																																																																																																																																																																																																																																																																																																																																																																																																																																																																									
Cameron Wells, g	5-14	0-3	4-4	1-1-2	2	14	6	5	0	5																																																																																																																																																																																																																																																																																																																																																																																																																																																																																																																																																									
Austin Dahn, g	6-15	5-10	0-0	1-3-4	4	17	1	4	0	1																																																																																																																																																																																																																																																																																																																																																																																																																																																																																																																																																									
Daniel Eykyn, f	0-0	0-0	0-0	0-0-0	1	0	0	0	0	0																																																																																																																																																																																																																																																																																																																																																																																																																																																																																																																																																									
Demetrius Nelson, c	1-5	0-0	0-0	0-0-0	4	7	0	1	1	0																																																																																																																																																																																																																																																																																																																																																																																																																																																																																																																																																									
Tyrell McDowell	0-0	0-0	0-0	0-0-0	0	0	0	1	0	0																																																																																																																																																																																																																																																																																																																																																																																																																																																																																																																																																									
Cosmo Morabbi	1-5	1-3	0-0	0-0-0	2	3	0	2	0	0																																																																																																																																																																																																																																																																																																																																																																																																																																																																																																																																																									
Jonathan Brick	1-3	1-2	0-0	1-1-2	5	3	2	0	0	1																																																																																																																																																																																																																																																																																																																																																																																																																																																																																																																																																									
John Brown	0-0	0-0	0-0	0-0-0	1	0	0	0	0	0																																																																																																																																																																																																																																																																																																																																																																																																																																																																																																																																																									
Bryan Streeter	5-7	0-0	0-1	4-0-4	1	10	0	0	0	1																																																																																																																																																																																																																																																																																																																																																																																																																																																																																																																																																									
Phillip Pandak	1-2	1-2	0-0	0-2-2	0	3	0	0	0	0																																																																																																																																																																																																																																																																																																																																																																																																																																																																																																																																																									
Matt Roberts	0-2	0-0	0-0	1-2-3	2	0	0	0	0	0																																																																																																																																																																																																																																																																																																																																																																																																																																																																																																																																																									
Matt Clark	2-2	1-1	0-0	1-1-2	2	5	0	1	0	0																																																																																																																																																																																																																																																																																																																																																																																																																																																																																																																																																									
Team				4-3-7																																																																																																																																																																																																																																																																																																																																																																																																																																																																																																																																																															
Totals	23-59	10-25	9-11	15-16-31	26	65	14	17	1	8																																																																																																																																																																																																																																																																																																																																																																																																																																																																																																																																																									
Total FG% 1st: 10-29 (34.5%) 2nd: 10-30 (33.3%) Game: 33.9%			Total FG% 1st: 10-32 (31.3%) 2nd: 12-32 (37.5%) Game: 34.4%			Total FG% 1st: 12-33 (36.4%) 2nd: 11-26 (42.3%) Game: 39.0%																																																																																																																																																																																																																																																																																																																																																																																																																																																																																																																																																													
3-Pt FG% 1st: 3-14 (21.4%) 2nd: 1-8 (12.5%) Game: 18.2%			3-Pt FG% 1st: 2-12 (16.7%) 2nd: 5-11 (45.5%) Game: 30.4%			3-Pt FG% 1st: 5-11 (45.5%) 2nd: 5-14 (35.7%) Game: 40.0%																																																																																																																																																																																																																																																																																																																																																																																																																																																																																																																																																													
F Throw% 1st: 4-11 (36.4%) 2nd: 11-15 (73.3%) Game: 57.7%			F Throw% 1st: 4-5 (80%) 2nd: 5-8 (62.5%) Game: 69.2%			F Throw% 1st: 4-4 (100%) 2nd: 5-7 (71.4%) Game: 81.8%																																																																																																																																																																																																																																																																																																																																																																																																																																																																																																																																																													
Officials: John Higgins, Paul Janssen, Steve Olson Attendance: 14,759 Halftime Score: MSU 32-27			Officials: Sid Rodeheffer, Lamont Simpson, Dennis Bracco Attendance: 14,759 Halftime Score: MSU 60-26			Officials: Jim Burr, JD Collins, Terry Wymer Attendance: 14,759 Halftime Score: MSU 41-33																																																																																																																																																																																																																																																																																																																																																																																																																																																																																																																																																													
Record: MSU 5-2; Bradley 4-3			Record: MSU 6-2; Alcorn State 2-7			Record: MSU 7-2; The Citadel 5-6																																																																																																																																																																																																																																																																																																																																																																																																																																																																																																																																																													




NCAA TOURNAMENT FINAL FOUR • APRIL 4 & 6, 2009

	#19/22 MICHIGAN STATE	67		#11/18 MICHIGAN STATE	82		#10/15 MICHIGAN STATE	70																																																																																																																																																																																																																																																																																																																																																																																																																																																																																																															
	#5/5 TEXAS	63		OAKLAND	66		#21/21 MINNESOTA	58																																																																																																																																																																																																																																																																																																																																																																																																																																																																																																															
#10 Dec. 20, 2008 • Houston, Texas Toyota Center			#11 Dec. 27, 2008 • Auburn Hills, Mich. Palace of Auburn Hills			#12 Dec. 31, 2008 • Minneapolis, Minn. Williams Arena																																																																																																																																																																																																																																																																																																																																																																																																																																																																																																																	
Key Stat: 2nd Half FG Percentage MSU - 56.0% (14-25); Texas - 36.4% (8-22)			Key Stat: Rebounds MSU - 38; Oakland 22			Key Stat: Second Chance Points MSU - 21; Minnesota - 6																																																																																																																																																																																																																																																																																																																																																																																																																																																																																																																	
Quotable: "He's a good shooter, and the rebound he got late and the shots he made were big time plays. He's a big time player ... I think he grew up a little bit today." - MSU coach Tom Izzo on Durrell Summers			Quotable: "When you talk about coming back late at Christmas and trying to go two-a-days yesterday and schedule a game after being off for five days against a good opponent, I couldn't be prouder and as most of you know, that's not normally the way I feel." - MSU coach Tom Izzo			Quotable: "Last year, I was just trying to be fast. (Now) I'm just taking my time." - MSU sophomore Kalin Lucas																																																																																																																																																																																																																																																																																																																																																																																																																																																																																																																	
Key Moment: With MSU trailing 61-57, Durrell Summers hit a 3-pointer. After a missed three by A.J. Abrams, Summers missed a layup in transition, but got his own rebound and kicked the ball out to Kalin Lucas for a free-throw line jumper, giving MSU a 62-61 lead with 3:03 left. Two and a half minutes later, Summers knocked down his second three, giving MSU a 65-63 lead.			Key Moment: Trailing 28-26 with 4:12 left in the first half, Michigan State closed the period on an 18-2 run, with Durrell Summers scoring the final seven points.			Key Moment: Minnesota tied the game at 30 on the first possession of the second half. Michigan State responded with an 18-6 run.																																																																																																																																																																																																																																																																																																																																																																																																																																																																																																																	
Notes: Durrell Summers scored eight of MSU's final 10 points in the final 3:37 and assisted on the other two. His 3-pointer with 18.5 seconds left gave MSU a 65-63 lead ... Led in large part by Travis Walton, MSU's defense held Texas' A.J. Abrams to eight points on 3-of-10 shooting, including 0-of-4 from 3-point range. On the season, he was averaging 20.9 points and had made a 3-pointer in 16 straight games ... MSU was out-rebounded 24-17 in the first half, but out-rebounded Texas 17-13 in the second ... MSU held a 38-14 advantage on points in the paint ... Goran Sutton scored a season-best 18 points on 7-of-8 shooting in his second game back from knee surgery ... Michigan State recorded a win over Texas for the third straight season.			Notes: Michigan State improved to 9-2 all-time at the Palace of Auburn Hills ... With his eight points, Raymar Morgan became the 38th player in Michigan State history to score 1,000 on his career on a dunk with 8:48 left ... Michigan State tied a season high with 11 3-pointers and connected on a season-best 55.0 percent of its 3-point attempts ... MSU opened the game on a 9-0 run, only to watch Oakland storm back with a 15-0 run. The Spartans responded with an 11-0 run, and would close the half on an 18-2 run ... Goran Sutton returned to the starting lineup for the first time since the second game of the season ... The Spartans grabbed 14 of their 30 missed shots and corralled 24 of Oakland's 30 misses ... MSU recorded 25 assists on 32 baskets, including 13 assists on 15 second-half baskets.			Notes: MSU opened Big Ten play in December for just the third time in school history ... Michigan State out-rebounded Minnesota, 49-27, including grabbing 23 offensive rebounds, compared to just 16 defensive boards for the Golden Gophers. The 23 offensive rebounds were the most against a Big Ten opponent since grabbing 24 against Penn State on Jan. 24, 1998 ... Kalin Lucas scored a career-best 24 points, shooting 9-of-18 from the field and 2-of-4 from 3-point range ... Goran Sutton (11 points, 12 rebounds) and Raymar Morgan (10 points, 10 rebounds) both posted double-doubles. It was the first game of the year with two Spartans recording double-doubles. The last time it happened was Dec. 30, 2006 against Loyola (Md.) (Drew Neitzel, Marquise Gray), and it had not happened against a Big Ten opponent since Jan. 15, 2006 at Ohio State (Paul Davis, Matt Trannon) ... Chris Allen scored 11 of his 13 points in the first half, knocking down three first-half 3-pointers ... Tom Izzo improved to 8-6 in Big Ten openers, including 3-6 on the road.																																																																																																																																																																																																																																																																																																																																																																																																																																																																																																																	
<table><tr><th>Michigan State</th><th>FG</th><th>3FG</th><th>FT</th><th>O-D-R</th><th>PFPTS</th><th>A</th><th>TO</th><th>B</th><th>S</th><th>MIN</th></tr><tr><td>Raymar Morgan, f</td><td>3-3</td><td>0-0</td><td>2-2</td><td>1-4-5</td><td>2</td><td>8</td><td>4</td><td>6</td><td>0</td><td>33</td></tr><tr><td>Delvon Roe, f</td><td>2-4</td><td>0-0</td><td>0-6</td><td>1-4-5</td><td>3</td><td>4</td><td>0</td><td>0</td><td>0</td><td>19</td></tr><tr><td>Idong Ibok, c</td><td>1-1</td><td>0-0</td><td>0-1</td><td>1-2-3</td><td>3</td><td>2</td><td>0</td><td>0</td><td>1</td><td>17</td></tr><tr><td>Kalin Lucas, g</td><td>5-13</td><td>0-0</td><td>1-3</td><td>1-4-5</td><td>2</td><td>11</td><td>4</td><td>1</td><td>0</td><td>29</td></tr><tr><td>Travis Walton, g</td><td>2-8</td><td>0-1</td><td>0-0</td><td>0-1-1</td><td>3</td><td>4</td><td>2</td><td>1</td><td>0</td><td>23</td></tr><tr><td>Chris Allen</td><td>0-4</td><td>0-2</td><td>0-0</td><td>0-0-0</td><td>1</td><td>0</td><td>0</td><td>0</td><td>0</td><td>6</td></tr><tr><td>Goran Sutton</td><td>7-8</td><td>1-1</td><td>3-3</td><td>1-1-2</td><td>1</td><td>18</td><td>1</td><td>1</td><td>0</td><td>26</td></tr><tr><td>Durrell Summers</td><td>5-11</td><td>2-5</td><td>2-2</td><td>2-2-4</td><td>1</td><td>14</td><td>1</td><td>2</td><td>0</td><td>22</td></tr><tr><td>Draymond Green</td><td>2-2</td><td>0-0</td><td>0-0</td><td>1-2-3</td><td>4</td><td>4</td><td>3</td><td>1</td><td>1</td><td>10</td></tr><tr><td>Korie Lucious</td><td>1-1</td><td>0-0</td><td>0-0</td><td>0-0-0</td><td>0</td><td>2</td><td>0</td><td>1</td><td>0</td><td>4</td></tr><tr><td>Marquise Gray</td><td>0-0</td><td>0-0</td><td>0-0</td><td>1-0-1</td><td>2</td><td>0</td><td>1</td><td>2</td><td>0</td><td>4</td></tr><tr><td>Team</td><td></td><td></td><td></td><td>1-4-5</td><td></td><td></td><td></td><td></td><td></td><td></td></tr><tr><td>Totals</td><td>28-55</td><td>3-9</td><td>8-17</td><td>10-24-34</td><td>22</td><td>67</td><td>16</td><td>15</td><td>2</td><td>7 200</td></tr></table>			Michigan State	FG	3FG	FT	O-D-R	PFPTS	A	TO	B	S	MIN	Raymar Morgan, f	3-3	0-0	2-2	1-4-5	2	8	4	6	0	33	Delvon Roe, f	2-4	0-0	0-6	1-4-5	3	4	0	0	0	19	Idong Ibok, c	1-1	0-0	0-1	1-2-3	3	2	0	0	1	17	Kalin Lucas, g	5-13	0-0	1-3	1-4-5	2	11	4	1	0	29	Travis Walton, g	2-8	0-1	0-0	0-1-1	3	4	2	1	0	23	Chris Allen	0-4	0-2	0-0	0-0-0	1	0	0	0	0	6	Goran Sutton	7-8	1-1	3-3	1-1-2	1	18	1	1	0	26	Durrell Summers	5-11	2-5	2-2	2-2-4	1	14	1	2	0	22	Draymond Green	2-2	0-0	0-0	1-2-3	4	4	3	1	1	10	Korie Lucious	1-1	0-0	0-0	0-0-0	0	2	0	1	0	4	Marquise Gray	0-0	0-0	0-0	1-0-1	2	0	1	2	0	4	Team				1-4-5							Totals	28-55	3-9	8-17	10-24-34	22	67	16	15	2	7 200	<table><tr><th>Michigan State</th><th>FG</th><th>3FG</th><th>FT</th><th>O-D-R</th><th>PFPTS</th><th>A</th><th>TO</th><th>B</th><th>S</th><th>MIN</th></tr><tr><td>Raymar Morgan, f</td><td>4-11</td><td>0-1</td><td>0-0</td><td>3-6-9</td><td>3</td><td>8</td><td>5</td><td>4</td><td>0</td><td>29</td></tr><tr><td>Delvon Roe, f</td><td>1-2</td><td>0-0</td><td>0-0</td><td>2-2-4</td><td>2</td><td>2</td><td>2</td><td>1</td><td>2</td><td>19</td></tr><tr><td>Goran Sutton, f</td><td>7-9</td><td>2-2</td><td>0-0</td><td>4-5-9</td><td>4</td><td>16</td><td>3</td><td>0</td><td>1</td><td>22</td></tr><tr><td>Kalin Lucas, g</td><td>4-8</td><td>3-4</td><td>4-4</td><td>0-0-0</td><td>2</td><td>15</td><td>6</td><td>1</td><td>0</td><td>29</td></tr><tr><td>Travis Walton, g</td><td>6-10</td><td>2-2</td><td>0-0</td><td>2-1-3</td><td>1</td><td>14</td><td>2</td><td>1</td><td>0</td><td>27</td></tr><tr><td>Idong Ibok</td><td>0-0</td><td>0-0</td><td>2-2</td><td>0-0-0</td><td>0</td><td>2</td><td>0</td><td>0</td><td>0</td><td>2</td></tr><tr><td>Chris Allen</td><td>1-6</td><td>1-4</td><td>0-0</td><td>0-2-2</td><td>2</td><td>3</td><td>4</td><td>2</td><td>0</td><td>21</td></tr><tr><td>Austin Thornton</td><td>0-2</td><td>0-2</td><td>0-0</td><td>0-0-0</td><td>0</td><td>0</td><td>0</td><td>0</td><td>0</td><td>2</td></tr><tr><td>Durrell Summers</td><td>4-7</td><td>2-3</td><td>0-0</td><td>1-2-3</td><td>0</td><td>10</td><td>1</td><td>1</td><td>0</td><td>20</td></tr><tr><td>Isaiah Dahlman</td><td>0-0</td><td>0-0</td><td>0-0</td><td>0-1-1</td><td>0</td><td>0</td><td>0</td><td>0</td><td>0</td><td>2</td></tr><tr><td>Draymond Green</td><td>1-1</td><td>0-0</td><td>0-0</td><td>0-1-1</td><td>0</td><td>2</td><td>1</td><td>1</td><td>0</td><td>9</td></tr><tr><td>Korie Lucious</td><td>1-2</td><td>1-2</td><td>0-0</td><td>0-0-0</td><td>0</td><td>3</td><td>1</td><td>1</td><td>0</td><td>7</td></tr><tr><td>Marquise Gray</td><td>3-4</td><td>0-0</td><td>1-1</td><td>0-2-2</td><td>4</td><td>7</td><td>0</td><td>1</td><td>0</td><td>11</td></tr><tr><td>Team</td><td></td><td></td><td></td><td>2-2-4</td><td></td><td></td><td></td><td></td><td></td><td></td></tr><tr><td>Totals</td><td>32-62</td><td>11-20</td><td>7-7</td><td>14-24-38</td><td>18</td><td>82</td><td>25</td><td>13</td><td>2</td><td>3 200</td></tr></table>			Michigan State	FG	3FG	FT	O-D-R	PFPTS	A	TO	B	S	MIN	Raymar Morgan, f	4-11	0-1	0-0	3-6-9	3	8	5	4	0	29	Delvon Roe, f	1-2	0-0	0-0	2-2-4	2	2	2	1	2	19	Goran Sutton, f	7-9	2-2	0-0	4-5-9	4	16	3	0	1	22	Kalin Lucas, g	4-8	3-4	4-4	0-0-0	2	15	6	1	0	29	Travis Walton, g	6-10	2-2	0-0	2-1-3	1	14	2	1	0	27	Idong Ibok	0-0	0-0	2-2	0-0-0	0	2	0	0	0	2	Chris Allen	1-6	1-4	0-0	0-2-2	2	3	4	2	0	21	Austin Thornton	0-2	0-2	0-0	0-0-0	0	0	0	0	0	2	Durrell Summers	4-7	2-3	0-0	1-2-3	0	10	1	1	0	20	Isaiah Dahlman	0-0	0-0	0-0	0-1-1	0	0	0	0	0	2	Draymond Green	1-1	0-0	0-0	0-1-1	0	2	1	1	0	9	Korie Lucious	1-2	1-2	0-0	0-0-0	0	3	1	1	0	7	Marquise Gray	3-4	0-0	1-1	0-2-2	4	7	0	1	0	11	Team				2-2-4							Totals	32-62	11-20	7-7	14-24-38	18	82	25	13	2	3 200	<table><tr><th>Michigan State</th><th>FG</th><th>3FG</th><th>FT</th><th>O-D-R</th><th>PFPTS</th><th>A</th><th>TO</th><th>B</th><th>S</th><th>MIN</th></tr><tr><td>Raymar Morgan, f</td><td>4-11</td><td>0-0</td><td>2-3</td><td>5-5-10</td><td>2</td><td>10</td><td>0</td><td>0</td><td>1</td><td>30</td></tr><tr><td>Goran Sutton, f</td><td>5-9</td><td>1-2</td><td>0-0</td><td>5-7-12</td><td>3</td><td>11</td><td>0</td><td>2</td><td>1</td><td>32</td></tr><tr><td>Idong Ibok, c</td><td>0-0</td><td>0-0</td><td>2-2</td><td>0-2-2</td><td>2</td><td>2</td><td>0</td><td>1</td><td>0</td><td>11</td></tr><tr><td>Kalin Lucas, g</td><td>9-18</td><td>2-4</td><td>4-4</td><td>0-2-1</td><td>2</td><td>14</td><td>2</td><td>2</td><td>1</td><td>36</td></tr><tr><td>Travis Walton, g</td><td>1-5</td><td>0-1</td><td>0-0</td><td>2-2-4</td><td>4</td><td>2</td><td>5</td><td>1</td><td>0</td><td>24</td></tr><tr><td>Chris Allen</td><td>4-10</td><td>3-8</td><td>2-2</td><td>2-0-2</td><td>2</td><td>13</td><td>3</td><td>1</td><td>0</td><td>21</td></tr><tr><td>Delvon Roe</td><td>1-1</td><td>0-0</td><td>0-0</td><td>1-1-2</td><td>0</td><td>2</td><td>0</td><td>1</td><td>0</td><td>5</td></tr><tr><td>Durrell Summers</td><td>2-6</td><td>0-2</td><td>0-0</td><td>1-2-3</td><td>1</td><td>4</td><td>0</td><td>0</td><td>0</td><td>18</td></tr><tr><td>Isaiah Dahlman</td><td>0-0</td><td>0-0</td><td>0-0</td><td>0-1-1</td><td>0</td><td>0</td><td>0</td><td>0</td><td>0</td><td>4</td></tr><tr><td>Draymond Green</td><td>0-1</td><td>0-0</td><td>0-0</td><td>0-2-2</td><td>1</td><td>0</td><td>0</td><td>1</td><td>0</td><td>8</td></tr><tr><td>Korie Lucious</td><td>0-1</td><td>0-1</td><td>0-0</td><td>0-0-0</td><td>2</td><td>0</td><td>0</td><td>1</td><td>0</td><td>4</td></tr><tr><td>Marquise Gray</td><td>0-2</td><td>0-0</td><td>2-2</td><td>0-1-1</td><td>1</td><td>2</td><td>1</td><td>2</td><td>0</td><td>7</td></tr><tr><td>Team</td><td></td><td></td><td></td><td>7-1-8</td><td></td><td></td><td></td><td></td><td></td><td></td></tr><tr><td>Totals</td><td>26-64</td><td>6-18</td><td>12-13</td><td>23-26-49</td><td>19</td><td>70</td><td>11</td><td>13</td><td>3</td><td>7 200</td></tr></table>			Michigan State	FG	3FG	FT	O-D-R	PFPTS	A	TO	B	S	MIN	Raymar Morgan, f	4-11	0-0	2-3	5-5-10	2	10	0	0	1	30	Goran Sutton, f	5-9	1-2	0-0	5-7-12	3	11	0	2	1	32	Idong Ibok, c	0-0	0-0	2-2	0-2-2	2	2	0	1	0	11	Kalin Lucas, g	9-18	2-4	4-4	0-2-1	2	14	2	2	1	36	Travis Walton, g	1-5	0-1	0-0	2-2-4	4	2	5	1	0	24	Chris Allen	4-10	3-8	2-2	2-0-2	2	13	3	1	0	21	Delvon Roe	1-1	0-0	0-0	1-1-2	0	2	0	1	0	5	Durrell Summers	2-6	0-2	0-0	1-2-3	1	4	0	0	0	18	Isaiah Dahlman	0-0	0-0	0-0	0-1-1	0	0	0	0	0	4	Draymond Green	0-1	0-0	0-0	0-2-2	1	0	0	1	0	8	Korie Lucious	0-1	0-1	0-0	0-0-0	2	0	0	1	0	4	Marquise Gray	0-2	0-0	2-2	0-1-1	1	2	1	2	0	7	Team				7-1-8							Totals	26-64	6-18	12-13	23-26-49	19	70	11	13	3	7 200
Michigan State	FG	3FG	FT	O-D-R	PFPTS	A	TO	B	S	MIN																																																																																																																																																																																																																																																																																																																																																																																																																																																																																																													
Raymar Morgan, f	3-3	0-0	2-2	1-4-5	2	8	4	6	0	33																																																																																																																																																																																																																																																																																																																																																																																																																																																																																																													
Delvon Roe, f	2-4	0-0	0-6	1-4-5	3	4	0	0	0	19																																																																																																																																																																																																																																																																																																																																																																																																																																																																																																													
Idong Ibok, c	1-1	0-0	0-1	1-2-3	3	2	0	0	1	17																																																																																																																																																																																																																																																																																																																																																																																																																																																																																																													
Kalin Lucas, g	5-13	0-0	1-3	1-4-5	2	11	4	1	0	29																																																																																																																																																																																																																																																																																																																																																																																																																																																																																																													
Travis Walton, g	2-8	0-1	0-0	0-1-1	3	4	2	1	0	23																																																																																																																																																																																																																																																																																																																																																																																																																																																																																																													
Chris Allen	0-4	0-2	0-0	0-0-0	1	0	0	0	0	6																																																																																																																																																																																																																																																																																																																																																																																																																																																																																																													
Goran Sutton	7-8	1-1	3-3	1-1-2	1	18	1	1	0	26																																																																																																																																																																																																																																																																																																																																																																																																																																																																																																													
Durrell Summers	5-11	2-5	2-2	2-2-4	1	14	1	2	0	22																																																																																																																																																																																																																																																																																																																																																																																																																																																																																																													
Draymond Green	2-2	0-0	0-0	1-2-3	4	4	3	1	1	10																																																																																																																																																																																																																																																																																																																																																																																																																																																																																																													
Korie Lucious	1-1	0-0	0-0	0-0-0	0	2	0	1	0	4																																																																																																																																																																																																																																																																																																																																																																																																																																																																																																													
Marquise Gray	0-0	0-0	0-0	1-0-1	2	0	1	2	0	4																																																																																																																																																																																																																																																																																																																																																																																																																																																																																																													
Team				1-4-5																																																																																																																																																																																																																																																																																																																																																																																																																																																																																																																			
Totals	28-55	3-9	8-17	10-24-34	22	67	16	15	2	7 200																																																																																																																																																																																																																																																																																																																																																																																																																																																																																																													
Michigan State	FG	3FG	FT	O-D-R	PFPTS	A	TO	B	S	MIN																																																																																																																																																																																																																																																																																																																																																																																																																																																																																																													
Raymar Morgan, f	4-11	0-1	0-0	3-6-9	3	8	5	4	0	29																																																																																																																																																																																																																																																																																																																																																																																																																																																																																																													
Delvon Roe, f	1-2	0-0	0-0	2-2-4	2	2	2	1	2	19																																																																																																																																																																																																																																																																																																																																																																																																																																																																																																													
Goran Sutton, f	7-9	2-2	0-0	4-5-9	4	16	3	0	1	22																																																																																																																																																																																																																																																																																																																																																																																																																																																																																																													
Kalin Lucas, g	4-8	3-4	4-4	0-0-0	2	15	6	1	0	29																																																																																																																																																																																																																																																																																																																																																																																																																																																																																																													
Travis Walton, g	6-10	2-2	0-0	2-1-3	1	14	2	1	0	27																																																																																																																																																																																																																																																																																																																																																																																																																																																																																																													
Idong Ibok	0-0	0-0	2-2	0-0-0	0	2	0	0	0	2																																																																																																																																																																																																																																																																																																																																																																																																																																																																																																													
Chris Allen	1-6	1-4	0-0	0-2-2	2	3	4	2	0	21																																																																																																																																																																																																																																																																																																																																																																																																																																																																																																													
Austin Thornton	0-2	0-2	0-0	0-0-0	0	0	0	0	0	2																																																																																																																																																																																																																																																																																																																																																																																																																																																																																																													
Durrell Summers	4-7	2-3	0-0	1-2-3	0	10	1	1	0	20																																																																																																																																																																																																																																																																																																																																																																																																																																																																																																													
Isaiah Dahlman	0-0	0-0	0-0	0-1-1	0	0	0	0	0	2																																																																																																																																																																																																																																																																																																																																																																																																																																																																																																													
Draymond Green	1-1	0-0	0-0	0-1-1	0	2	1	1	0	9																																																																																																																																																																																																																																																																																																																																																																																																																																																																																																													
Korie Lucious	1-2	1-2	0-0	0-0-0	0	3	1	1	0	7																																																																																																																																																																																																																																																																																																																																																																																																																																																																																																													
Marquise Gray	3-4	0-0	1-1	0-2-2	4	7	0	1	0	11																																																																																																																																																																																																																																																																																																																																																																																																																																																																																																													
Team				2-2-4																																																																																																																																																																																																																																																																																																																																																																																																																																																																																																																			
Totals	32-62	11-20	7-7	14-24-38	18	82	25	13	2	3 200																																																																																																																																																																																																																																																																																																																																																																																																																																																																																																													
Michigan State	FG	3FG	FT	O-D-R	PFPTS	A	TO	B	S	MIN																																																																																																																																																																																																																																																																																																																																																																																																																																																																																																													
Raymar Morgan, f	4-11	0-0	2-3	5-5-10	2	10	0	0	1	30																																																																																																																																																																																																																																																																																																																																																																																																																																																																																																													
Goran Sutton, f	5-9	1-2	0-0	5-7-12	3	11	0	2	1	32																																																																																																																																																																																																																																																																																																																																																																																																																																																																																																													
Idong Ibok, c	0-0	0-0	2-2	0-2-2	2	2	0	1	0	11																																																																																																																																																																																																																																																																																																																																																																																																																																																																																																													
Kalin Lucas, g	9-18	2-4	4-4	0-2-1	2	14	2	2	1	36																																																																																																																																																																																																																																																																																																																																																																																																																																																																																																													
Travis Walton, g	1-5	0-1	0-0	2-2-4	4	2	5	1	0	24																																																																																																																																																																																																																																																																																																																																																																																																																																																																																																													
Chris Allen	4-10	3-8	2-2	2-0-2	2	13	3	1	0	21																																																																																																																																																																																																																																																																																																																																																																																																																																																																																																													
Delvon Roe	1-1	0-0	0-0	1-1-2	0	2	0	1	0	5																																																																																																																																																																																																																																																																																																																																																																																																																																																																																																													
Durrell Summers	2-6	0-2	0-0	1-2-3	1	4	0	0	0	18																																																																																																																																																																																																																																																																																																																																																																																																																																																																																																													
Isaiah Dahlman	0-0	0-0	0-0	0-1-1	0	0	0	0	0	4																																																																																																																																																																																																																																																																																																																																																																																																																																																																																																													
Draymond Green	0-1	0-0	0-0	0-2-2	1	0	0	1	0	8																																																																																																																																																																																																																																																																																																																																																																																																																																																																																																													
Korie Lucious	0-1	0-1	0-0	0-0-0	2	0	0	1	0	4																																																																																																																																																																																																																																																																																																																																																																																																																																																																																																													
Marquise Gray	0-2	0-0	2-2	0-1-1	1	2	1	2	0	7																																																																																																																																																																																																																																																																																																																																																																																																																																																																																																													
Team				7-1-8																																																																																																																																																																																																																																																																																																																																																																																																																																																																																																																			
Totals	26-64	6-18	12-13	23-26-49	19	70	11	13	3	7 200																																																																																																																																																																																																																																																																																																																																																																																																																																																																																																													
<table><tr><td>Total FG%</td><td>1st: 12-34 (35.3%)</td><td>2nd: 14-30 (46.7%)</td><td>Game: 40.6%</td></tr><tr><td>3-Pt FG%</td><td>1st: 4-12 (33.3%)</td><td>2nd: 2-6 (33.3%)</td><td>Game: 33.3%</td></tr><tr><td>FThrow%</td><td>1st: 2-2 (100%)</td><td>2nd: 10-11 (90.9%)</td><td>Game: 92.3%</td></tr></table>			Total FG%	1st: 12-34 (35.3%)	2nd: 14-30 (46.7%)	Game: 40.6%	3-Pt FG%	1st: 4-12 (33.3%)	2nd: 2-6 (33.3%)	Game: 33.3%	FThrow%	1st: 2-2 (100%)	2nd: 10-11 (90.9%)	Game: 92.3%	<table><tr><td>Total FG%</td><td>1st: 17-33 (51.5%)</td><td>2nd: 15-29 (51.7%)</td><td>Game: 51.6%</td></tr><tr><td>3-Pt FG%</td><td>1st: 6-9 (66.7%)</td><td>2nd: 5-11 (45.5%)</td><td>Game: 55.0%</td></tr><tr><td>FThrow%</td><td>1st: 4-4 (100%)</td><td>2nd: 3-3 (100%)</td><td>Game: 100%</td></tr></table>			Total FG%	1st: 17-33 (51.5%)	2nd: 15-29 (51.7%)	Game: 51.6%	3-Pt FG%	1st: 6-9 (66.7%)	2nd: 5-11 (45.5%)	Game: 55.0%	FThrow%	1st: 4-4 (100%)	2nd: 3-3 (100%)	Game: 100%	<table><tr><td>Total FG%</td><td>1st: 12-34 (35.3%)</td><td>2nd: 14-30 (46.7%)</td><td>Game: 40.6%</td></tr><tr><td>3-Pt FG%</td><td>1st: 4-12 (33.3%)</td><td>2nd: 2-6 (33.3%)</td><td>Game: 33.3%</td></tr><tr><td>FThrow%</td><td>1st: 2-2 (100%)</td><td>2nd: 10-11 (90.9%)</td><td>Game: 92.3%</td></tr></table>			Total FG%	1st: 12-34 (35.3%)	2nd: 14-30 (46.7%)	Game: 40.6%	3-Pt FG%	1st: 4-12 (33.3%)	2nd: 2-6 (33.3%)	Game: 33.3%	FThrow%	1st: 2-2 (100%)	2nd: 10-11 (90.9%)	Game: 92.3%																																																																																																																																																																																																																																																																																																																																																																																																																																																																											
Total FG%	1st: 12-34 (35.3%)	2nd: 14-30 (46.7%)	Game: 40.6%																																																																																																																																																																																																																																																																																																																																																																																																																																																																																																																				
3-Pt FG%	1st: 4-12 (33.3%)	2nd: 2-6 (33.3%)	Game: 33.3%																																																																																																																																																																																																																																																																																																																																																																																																																																																																																																																				
FThrow%	1st: 2-2 (100%)	2nd: 10-11 (90.9%)	Game: 92.3%																																																																																																																																																																																																																																																																																																																																																																																																																																																																																																																				
Total FG%	1st: 17-33 (51.5%)	2nd: 15-29 (51.7%)	Game: 51.6%																																																																																																																																																																																																																																																																																																																																																																																																																																																																																																																				
3-Pt FG%	1st: 6-9 (66.7%)	2nd: 5-11 (45.5%)	Game: 55.0%																																																																																																																																																																																																																																																																																																																																																																																																																																																																																																																				
FThrow%	1st: 4-4 (100%)	2nd: 3-3 (100%)	Game: 100%																																																																																																																																																																																																																																																																																																																																																																																																																																																																																																																				
Total FG%	1st: 12-34 (35.3%)	2nd: 14-30 (46.7%)	Game: 40.6%																																																																																																																																																																																																																																																																																																																																																																																																																																																																																																																				
3-Pt FG%	1st: 4-12 (33.3%)	2nd: 2-6 (33.3%)	Game: 33.3%																																																																																																																																																																																																																																																																																																																																																																																																																																																																																																																				
FThrow%	1st: 2-2 (100%)	2nd: 10-11 (90.9%)	Game: 92.3%																																																																																																																																																																																																																																																																																																																																																																																																																																																																																																																				
<table><tr><th>Texas</th><th>FG</th><th>3FG</th><th>FT</th><th>O-D-R</th><th>PFPTS</th><th>A</th><th>TO</th><th>B</th><th>S</th><th>MIN</th></tr><tr><td>Damon James, f</td><td>5-11</td><td>2-3</td><td>3-5</td><td>4-6-10</td><td>1</td><td>15</td><td>0</td><td>3</td><td>1</td><td>33</td></tr><tr><td>Connor Atchley, f</td><td>3-8</td><td>2-4</td><td>0-0</td><td>2-3-5</td><td>3</td><td>8</td><td>1</td><td>0</td><td>1</td><td>19</td></tr><tr><td>Dexter Pittman, c</td><td>1-6</td><td>0-0</td><td>4-4</td><td>3-5-8</td><td>4</td><td>6</td><td>0</td><td>2</td><td>1</td><td>18</td></tr><tr><td>A.J. Abrams, g</td><td>3-10</td><td>0-4</td><td>2-3</td><td>2-1-3</td><td>2</td><td>8</td><td>3</td><td>3</td><td>0</td><td>40</td></tr><tr><td>Justin Mason, g</td><td>1-5</td><td>1-3</td><td>1-2</td><td>0-2-2</td><td>0</td><td>4</td><td>3</td><td>1</td><td>0</td><td>26</td></tr><tr><td>Gary Johnson</td><td>8-12</td><td>0-0</td><td>4-4</td><td>3-1-4</td><td>2</td><td>20</td><td>0</td><td>4</td><td>0</td><td>35</td></tr><tr><td>Dogus Balbay</td><td>0-1</td><td>0-0</td><td>0-1</td><td>1-1-2</td><td>1</td><td>0</td><td>5</td><td>1</td><td>0</td><td>14</td></tr><tr><td>Verez Ward</td><td>0-0</td><td>0-0</td><td>0-0</td><td>0-1-1</td><td>3</td><td>0</td><td>1</td><td>0</td><td>1</td><td>7</td></tr><tr><td>Clint Chapman</td><td>1-3</td><td>0-1</td><td>0-0</td><td>0-2-2</td><td>1</td><td>2</td><td>0</td><td>1</td><td>1</td><td>8</td></tr><tr><td>Team</td><td></td><td></td><td></td><td>0-0-0</td><td></td><td></td><td></td><td></td><td></td><td></td></tr><tr><td>Totals</td><td>22-56</td><td>5-15</td><td>14-19</td><td>15-22-37</td><td>17</td><td>63</td><td>13</td><td>15</td><td>3</td><td>6 200</td></tr></table>			Texas	FG	3FG	FT	O-D-R	PFPTS	A	TO	B	S	MIN	Damon James, f	5-11	2-3	3-5	4-6-10	1	15	0	3	1	33	Connor Atchley, f	3-8	2-4	0-0	2-3-5	3	8	1	0	1	19	Dexter Pittman, c	1-6	0-0	4-4	3-5-8	4	6	0	2	1	18	A.J. Abrams, g	3-10	0-4	2-3	2-1-3	2	8	3	3	0	40	Justin Mason, g	1-5	1-3	1-2	0-2-2	0	4	3	1	0	26	Gary Johnson	8-12	0-0	4-4	3-1-4	2	20	0	4	0	35	Dogus Balbay	0-1	0-0	0-1	1-1-2	1	0	5	1	0	14	Verez Ward	0-0	0-0	0-0	0-1-1	3	0	1	0	1	7	Clint Chapman	1-3	0-1	0-0	0-2-2	1	2	0	1	1	8	Team				0-0-0							Totals	22-56	5-15	14-19	15-22-37	17	63	13	15	3	6 200	<table><tr><th>Oakland</th><th>FG</th><th>3FG</th><th>FT</th><th>O-D-R</th><th>PFPTS</th><th>A</th><th>TO</th><th>B</th><th>S</th><th>MIN</th></tr><tr><td>Derick Nelson, f</td><td>0-2</td><td>0-2</td><td>0-0</td><td>0-0-0</td><td>2</td><td>0</td><td>0</td><td>3</td><td>0</td><td>9</td></tr><tr><td>Dan Waterstrand, f</td><td>4-14</td><td>1-3</td><td>0-0</td><td>0-4-4</td><td>0</td><td>3</td><td>2</td><td>2</td><td>1</td><td>21</td></tr><tr><td>Keith Benson, c</td><td>6-12</td><td>0-0</td><td>8-9</td><td>2-3-5</td><td>4</td><td>20</td><td>1</td><td>0</td><td>1</td><td>34</td></tr><tr><td>Jonathan Jones, g</td><td>3-9</td><td>0-2</td><td>4-4</td><td>0-0-0</td><td>3</td><td>10</td><td>9</td><td>4</td><td>1</td><td>39</td></tr><tr><td>Erik Kangas, g</td><td>5-9</td><td>2-4</td><td>3-3</td><td>1-3-4</td><td>1</td><td>15</td><td>2</td><td>2</td><td>0</td><td>37</td></tr><tr><td>Will Hudson</td><td>1-1</td><td>0-0</td><td>0-0</td><td>0-1-1</td><td>1</td><td>2</td><td>0</td><td>1</td><td>0</td><td>6</td></tr><tr><td>Ricky Bieszki</td><td>0-0</td><td>0-0</td><td>0-0</td><td>0-0-0</td><td>0</td><td>0</td><td>0</td><td>0</td><td>0</td><td>1</td></tr><tr><td>Blake Cushingberry</td><td>3-7</td><td>3-6</td><td>0-0</td><td>0-2-2</td><td>0</td><td>9</td><td>2</td><td>1</td><td>0</td><td>32</td></tr><tr><td>Drew Maynard</td><td>3-6</td><td>1-2</td><td>0-1</td><td>1-2-3</td><td>1</td><td>7</td><td>0</td><td>1</td><td>2</td><td>20</td></tr><tr><td>John Kast</td><td>0-0</td><td>0-0</td><td>0-0</td><td>0-0-0</td><td>0</td><td>0</td><td>0</td><td>0</td><td>0</td><td>1</td></tr><tr><td>Team</td><td></td><td></td><td></td><td>2-1-3</td><td></td><td></td><td></td><td></td><td></td><td></td></tr><tr><td>Totals</td><td>22-50</td><td>7-19</td><td>15-17</td><td>6-16-22</td><td>12</td><td>66</td><td>16</td><td>14</td><td>5</td><td>5 200</td></tr></table>			Oakland	FG	3FG	FT	O-D-R	PFPTS	A	TO	B	S	MIN	Derick Nelson, f	0-2	0-2	0-0	0-0-0	2	0	0	3	0	9	Dan Waterstrand, f	4-14	1-3	0-0	0-4-4	0	3	2	2	1	21	Keith Benson, c	6-12	0-0	8-9	2-3-5	4	20	1	0	1	34	Jonathan Jones, g	3-9	0-2	4-4	0-0-0	3	10	9	4	1	39	Erik Kangas, g	5-9	2-4	3-3	1-3-4	1	15	2	2	0	37	Will Hudson	1-1	0-0	0-0	0-1-1	1	2	0	1	0	6	Ricky Bieszki	0-0	0-0	0-0	0-0-0	0	0	0	0	0	1	Blake Cushingberry	3-7	3-6	0-0	0-2-2	0	9	2	1	0	32	Drew Maynard	3-6	1-2	0-1	1-2-3	1	7	0	1	2	20	John Kast	0-0	0-0	0-0	0-0-0	0	0	0	0	0	1	Team				2-1-3							Totals	22-50	7-19	15-17	6-16-22	12	66	16	14	5	5 200	<table><tr><th>Minnesota</th><th>FG</th><th>3FG</th><th>FT</th><th>O-D-R</th><th>PFPTS</th><th>A</th><th>TO</th><th>B</th><th>S</th><th>MIN</th></tr><tr><td>Damian Johnson, f</td><td>0-4</td><td>0-2</td><td>3-4</td><td>0-2-2</td><td>3</td><td>3</td><td>0</td><td>0</td><td>3</td><td>1 27</td></tr><tr><td>Colton Iverson, f</td><td>1-3</td><td>0-0</td><td>2-4</td><td>3-4-7</td><td>1</td><td>4</td><td>0</td><td>3</td><td>0</td><td>15</td></tr><tr><td>Ralph Sampson, f</td><td>0-1</td><td>0-0</td><td>0-0</td><td>0-0-0</td><td>4</td><td>0</td><td>0</td><td>0</td><td>0</td><td>10</td></tr><tr><td>Al Nolen, g</td><td>4-8</td><td>2-4</td><td>4-4</td><td>1-3-4</td><td>3</td><td>14</td><td>7</td><td>3</td><td>1</td><td>33</td></tr><tr><td>L. Westbrook, g</td><td>5-12</td><td>0-4</td><td>1-2</td><td>0-1-1</td><td>2</td><td>11</td><td>0</td><td>2</td><td>0</td><td>26</td></tr><tr><td>Paul Carter</td><td>1-2</td><td>0-1</td><td>0-0</td><td>1-0-1</td><td>0</td><td>2</td><td>0</td><td>1</td><td>0</td><td>8</td></tr><tr><td>Travis Busch</td><td>4-7</td><td>1-2</td><td>0-2</td><td>1-0-1</td><td>2</td><td>9</td><td>0</td><td>1</td><td>0</td><td>17</td></tr><tr><td>Devoe Joseph</td><td>2-3</td><td>1-1</td><td>0-0</td><td>0-0-1</td><td>1</td><td>5</td><td>0</td><td>1</td><td>0</td><td>14</td></tr><tr><td>Jonathan Williams</td><td>1-3</td><td>0-0</td><td>0-0</td><td>1-0-1</td><td>1</td><td>2</td><td>0</td><td>1</td><td>1</td><td>11</td></tr><tr><td>Devron Bostick</td><td>0-2</td><td>0-0</td><td>0-0</td><td>0-1-1</td><td>0</td><td>0</td><td>0</td><td>0</td><td>0</td><td>5</td></tr><tr><td>Blake Hofferbar</td><td>3-8</td><td>2-7</td><td>0-0</td><td>0-4-4</td><td>0</td><td>8</td><td>1</td><td>0</td><td>0</td><td>27</td></tr><tr><td>J. Abu-Shamala</td><td>0-0</td><td>0-0</td><td>0-0</td><td>0-0-0</td><td>0</td><td>0</td><td>0</td><td>0</td><td>0</td><td>1 7</td></tr><tr><td>Team</td><td></td><td></td><td></td><td>4-1-5</td><td></td><td></td><td></td><td></td><td></td><td></td></tr><tr><td>Totals</td><td>21-53</td><td>6-21</td><td>10-16</td><td>11-16-27</td><td>17</td><td>58</td><td>8</td><td>13</td><td>5</td><td>6 200</td></tr></table>			Minnesota	FG	3FG	FT	O-D-R	PFPTS	A	TO	B	S	MIN	Damian Johnson, f	0-4	0-2	3-4	0-2-2	3	3	0	0	3	1 27	Colton Iverson, f	1-3	0-0	2-4	3-4-7	1	4	0	3	0	15	Ralph Sampson, f	0-1	0-0	0-0	0-0-0	4	0	0	0	0	10	Al Nolen, g	4-8	2-4	4-4	1-3-4	3	14	7	3	1	33	L. Westbrook, g	5-12	0-4	1-2	0-1-1	2	11	0	2	0	26	Paul Carter	1-2	0-1	0-0	1-0-1	0	2	0	1	0	8	Travis Busch	4-7	1-2	0-2	1-0-1	2	9	0	1	0	17	Devoe Joseph	2-3	1-1	0-0	0-0-1	1	5	0	1	0	14	Jonathan Williams	1-3	0-0	0-0	1-0-1	1	2	0	1	1	11	Devron Bostick	0-2	0-0	0-0	0-1-1	0	0	0	0	0	5	Blake Hofferbar	3-8	2-7	0-0	0-4-4	0	8	1	0	0	27	J. Abu-Shamala	0-0	0-0	0-0	0-0-0	0	0	0	0	0	1 7	Team				4-1-5							Totals	21-53	6-21	10-16	11-16-27	17	58	8	13	5	6 200																																																							
Texas	FG	3FG	FT	O-D-R	PFPTS	A	TO	B	S	MIN																																																																																																																																																																																																																																																																																																																																																																																																																																																																																																													
Damon James, f	5-11	2-3	3-5	4-6-10	1	15	0	3	1	33																																																																																																																																																																																																																																																																																																																																																																																																																																																																																																													
Connor Atchley, f	3-8	2-4	0-0	2-3-5	3	8	1	0	1	19																																																																																																																																																																																																																																																																																																																																																																																																																																																																																																													
Dexter Pittman, c	1-6	0-0	4-4	3-5-8	4	6	0	2	1	18																																																																																																																																																																																																																																																																																																																																																																																																																																																																																																													
A.J. Abrams, g	3-10	0-4	2-3	2-1-3	2	8	3	3	0	40																																																																																																																																																																																																																																																																																																																																																																																																																																																																																																													
Justin Mason, g	1-5	1-3	1-2	0-2-2	0	4	3	1	0	26																																																																																																																																																																																																																																																																																																																																																																																																																																																																																																													
Gary Johnson	8-12	0-0	4-4	3-1-4	2	20	0	4	0	35																																																																																																																																																																																																																																																																																																																																																																																																																																																																																																													
Dogus Balbay	0-1	0-0	0-1	1-1-2	1	0	5	1	0	14																																																																																																																																																																																																																																																																																																																																																																																																																																																																																																													
Verez Ward	0-0	0-0	0-0	0-1-1	3	0	1	0	1	7																																																																																																																																																																																																																																																																																																																																																																																																																																																																																																													
Clint Chapman	1-3	0-1	0-0	0-2-2	1	2	0	1	1	8																																																																																																																																																																																																																																																																																																																																																																																																																																																																																																													
Team				0-0-0																																																																																																																																																																																																																																																																																																																																																																																																																																																																																																																			
Totals	22-56	5-15	14-19	15-22-37	17	63	13	15	3	6 200																																																																																																																																																																																																																																																																																																																																																																																																																																																																																																													
Oakland	FG	3FG	FT	O-D-R	PFPTS	A	TO	B	S	MIN																																																																																																																																																																																																																																																																																																																																																																																																																																																																																																													
Derick Nelson, f	0-2	0-2	0-0	0-0-0	2	0	0	3	0	9																																																																																																																																																																																																																																																																																																																																																																																																																																																																																																													
Dan Waterstrand, f	4-14	1-3	0-0	0-4-4	0	3	2	2	1	21																																																																																																																																																																																																																																																																																																																																																																																																																																																																																																													
Keith Benson, c	6-12	0-0	8-9	2-3-5	4	20	1	0	1	34																																																																																																																																																																																																																																																																																																																																																																																																																																																																																																													
Jonathan Jones, g	3-9	0-2	4-4	0-0-0	3	10	9	4	1	39																																																																																																																																																																																																																																																																																																																																																																																																																																																																																																													
Erik Kangas, g	5-9	2-4	3-3	1-3-4	1	15	2	2	0	37																																																																																																																																																																																																																																																																																																																																																																																																																																																																																																													
Will Hudson	1-1	0-0	0-0	0-1-1	1	2	0	1	0	6																																																																																																																																																																																																																																																																																																																																																																																																																																																																																																													
Ricky Bieszki	0-0	0-0	0-0	0-0-0	0	0	0	0	0	1																																																																																																																																																																																																																																																																																																																																																																																																																																																																																																													
Blake Cushingberry	3-7	3-6	0-0	0-2-2	0	9	2	1	0	32																																																																																																																																																																																																																																																																																																																																																																																																																																																																																																													
Drew Maynard	3-6	1-2	0-1	1-2-3	1	7	0	1	2	20																																																																																																																																																																																																																																																																																																																																																																																																																																																																																																													
John Kast	0-0	0-0	0-0	0-0-0	0	0	0	0	0	1																																																																																																																																																																																																																																																																																																																																																																																																																																																																																																													
Team				2-1-3																																																																																																																																																																																																																																																																																																																																																																																																																																																																																																																			
Totals	22-50	7-19	15-17	6-16-22	12	66	16	14	5	5 200																																																																																																																																																																																																																																																																																																																																																																																																																																																																																																													
Minnesota	FG	3FG	FT	O-D-R	PFPTS	A	TO	B	S	MIN																																																																																																																																																																																																																																																																																																																																																																																																																																																																																																													
Damian Johnson, f	0-4	0-2	3-4	0-2-2	3	3	0	0	3	1 27																																																																																																																																																																																																																																																																																																																																																																																																																																																																																																													
Colton Iverson, f	1-3	0-0	2-4	3-4-7	1	4	0	3	0	15																																																																																																																																																																																																																																																																																																																																																																																																																																																																																																													
Ralph Sampson, f	0-1	0-0	0-0	0-0-0	4	0	0	0	0	10																																																																																																																																																																																																																																																																																																																																																																																																																																																																																																													
Al Nolen, g	4-8	2-4	4-4	1-3-4	3	14	7	3	1	33																																																																																																																																																																																																																																																																																																																																																																																																																																																																																																													
L. Westbrook, g	5-12	0-4	1-2	0-1-1	2	11	0	2	0	26																																																																																																																																																																																																																																																																																																																																																																																																																																																																																																													
Paul Carter	1-2	0-1	0-0	1-0-1	0	2	0	1	0	8																																																																																																																																																																																																																																																																																																																																																																																																																																																																																																													
Travis Busch	4-7	1-2	0-2	1-0-1	2	9	0	1	0	17																																																																																																																																																																																																																																																																																																																																																																																																																																																																																																													
Devoe Joseph	2-3	1-1	0-0	0-0-1	1	5	0	1	0	14																																																																																																																																																																																																																																																																																																																																																																																																																																																																																																													
Jonathan Williams	1-3	0-0	0-0	1-0-1	1	2	0	1	1	11																																																																																																																																																																																																																																																																																																																																																																																																																																																																																																													
Devron Bostick	0-2	0-0	0-0	0-1-1	0	0	0	0	0	5																																																																																																																																																																																																																																																																																																																																																																																																																																																																																																													
Blake Hofferbar	3-8	2-7	0-0	0-4-4	0	8	1	0	0	27																																																																																																																																																																																																																																																																																																																																																																																																																																																																																																													
J. Abu-Shamala	0-0	0-0	0-0	0-0-0	0	0	0	0	0	1 7																																																																																																																																																																																																																																																																																																																																																																																																																																																																																																													
Team				4-1-5																																																																																																																																																																																																																																																																																																																																																																																																																																																																																																																			
Totals	21-53	6-21	10-16	11-16-27	17	58	8	13	5	6 200																																																																																																																																																																																																																																																																																																																																																																																																																																																																																																													
<table><tr><td>Total FG%</td><td>1st: 14-34 (41.2%)</td><td>2nd: 8-22 (36.4%)</td><td>Game: 39.3%</td></tr><tr><td>3-Pt FG%</td><td>1st: 3-6 (50.0%)</td><td>2nd: 2-9 (22.2%)</td><td>Game: 33.3%</td></tr><tr><td>FThrow%</td><td>1st: 3-4 (75.0%)</td><td>2nd: 11-15 (73.3%)</td><td>Game: 73.7%</td></tr></table>			Total FG%	1st: 14-34 (41.2%)	2nd: 8-22 (36.4%)	Game: 39.3%	3-Pt FG%	1st: 3-6 (50.0%)	2nd: 2-9 (22.2%)	Game: 33.3%	FThrow%	1st: 3-4 (75.0%)	2nd: 11-15 (73.3%)	Game: 73.7%	<table><tr><td>Total FG%</td><td>1st: 10-26 (38.5%)</td><td>2nd: 12-24 (50.0%)</td><td>Game: 44.0%</td></tr><tr><td>3-Pt FG%</td><td>1st: 5-11 (45.5%)</td><td>2nd: 2-8 (25.0%)</td><td>Game: 36.8%</td></tr><tr><td>FThrow%</td><td>1st: 5-7 (71.4%)</td><td>2nd: 10-10 (100%)</td><td>Game: 88.2%</td></tr></table>			Total FG%	1st: 10-26 (38.5%)	2nd: 12-24 (50.0%)	Game: 44.0%	3-Pt FG%	1st: 5-11 (45.5%)	2nd: 2-8 (25.0%)	Game: 36.8%	FThrow%	1st: 5-7 (71.4%)	2nd: 10-10 (100%)	Game: 88.2%	<table><tr><td>Total FG%</td><td>1st: 8-20 (40.0%)</td><td>2nd: 13-33 (39.4%)</td><td>Game: 39.6%</td></tr><tr><td>3-Pt FG%</td><td>1st: 4-10 (40.0%)</td><td>2nd: 2-11 (18.2%)</td><td>Game: 28.6%</td></tr><tr><td>FThrow%</td><td>1st: 9-11 (81.8%)</td><td>2nd: 1-5 (20.0%)</td><td>Game: 62.5%</td></tr></table>			Total FG%	1st: 8-20 (40.0%)	2nd: 13-33 (39.4%)	Game: 39.6%	3-Pt FG%	1st: 4-10 (40.0%)	2nd: 2-11 (18.2%)	Game: 28.6%	FThrow%	1st: 9-11 (81.8%)	2nd: 1-5 (20.0%)	Game: 62.5%																																																																																																																																																																																																																																																																																																																																																																																																																																																																											
Total FG%	1st: 14-34 (41.2%)	2nd: 8-22 (36.4%)	Game: 39.3%																																																																																																																																																																																																																																																																																																																																																																																																																																																																																																																				
3-Pt FG%	1st: 3-6 (50.0%)	2nd: 2-9 (22.2%)	Game: 33.3%																																																																																																																																																																																																																																																																																																																																																																																																																																																																																																																				
FThrow%	1st: 3-4 (75.0%)	2nd: 11-15 (73.3%)	Game: 73.7%																																																																																																																																																																																																																																																																																																																																																																																																																																																																																																																				
Total FG%	1st: 10-26 (38.5%)	2nd: 12-24 (50.0%)	Game: 44.0%																																																																																																																																																																																																																																																																																																																																																																																																																																																																																																																				
3-Pt FG%	1st: 5-11 (45.5%)	2nd: 2-8 (25.0%)	Game: 36.8%																																																																																																																																																																																																																																																																																																																																																																																																																																																																																																																				
FThrow%	1st: 5-7 (71.4%)	2nd: 10-10 (100%)	Game: 88.2%																																																																																																																																																																																																																																																																																																																																																																																																																																																																																																																				
Total FG%	1st: 8-20 (40.0%)	2nd: 13-33 (39.4%)	Game: 39.6%																																																																																																																																																																																																																																																																																																																																																																																																																																																																																																																				
3-Pt FG%	1st: 4-10 (40.0%)	2nd: 2-11 (18.2%)	Game: 28.6%																																																																																																																																																																																																																																																																																																																																																																																																																																																																																																																				
FThrow%	1st: 9-11 (81.8%)	2nd: 1-5 (20.0%)	Game: 62.5%																																																																																																																																																																																																																																																																																																																																																																																																																																																																																																																				
Officials: Tom O'Neill, Ted Hilary, Rick Hartzell Attendance: 17,074 Halftime Score: Texas 34-32 Record: MSU 8-2; Texas 9-2			Officials: Curtis Shaw, Steve Welmer, Terry Wymer Attendance: 15,361 Halftime Score: Michigan State 44-30 Record: MSU 9-2; Oakland 8-7			Officials: Donnee Gray, Ted Valentine, Steve Skiles Attendance: 14,625 Halftime Score: MSU 30-29 Record: MSU 10-2, 1-0; Minnesota 12-1, 0-1																																																																																																																																																																																																																																																																																																																																																																																																																																																																																																																	




NCAA TOURNAMENT FINAL FOUR • APRIL 4 & 6, 2009

	#10/15 MICHIGAN STATE	77		#8/12 MICHIGAN STATE	67		#8/12 MICHIGAN STATE	75																																																																																																																																																																																																																																																																																																																																																																																																																																																																																																																																																																																																																																																																																																
	NORTHWESTERN	66		OHIO STATE	58		KANSAS	62																																																																																																																																																																																																																																																																																																																																																																																																																																																																																																																																																																																																																																																																																																
#13 Jan. 3, 2009 • Evanston, Ill. Welsh-Ryan Arena			#14 Jan. 6, 2009 • East Lansing, Mich. Breslin Center			#15 Jan. 10, 2009 • East Lansing, Mich. Breslin Center																																																																																																																																																																																																																																																																																																																																																																																																																																																																																																																																																																																																																																																																																																		
Key Stat: 2nd-Half FG Percentage MSU - 51.6% (16-31); NU - 37.9% (11-29)			Key Stat: 3-Point FG Percentage MSU - 47.1% (8-17); OSU 25.0% (4-16)			Key Stat: First-Half Turnovers MSU - 5; Kansas - 12																																																																																																																																																																																																																																																																																																																																																																																																																																																																																																																																																																																																																																																																																																		
Quotable: "I think we've got all the potential to rebound. We've got guys who are athletes and can jump over the rim. It just depends if we want to go get it or not." - MSU junior Raymar Morgan			Quotable: "Kalin was one guy that had some zip. That helped us. I thought he made some pretty good plays, good passes, and when he was open he was looking for his shot." - MSU coach Tom Izzo			Quotable: "I thought we played awfully well the first half, not as well in the second. What the team is, I guess, is we've got enough players that someone is always rising to the top. We're not the smooth package yet, but we're chugging along, and we're doing it in pretty good fashion." - MSU coach Tom Izzo																																																																																																																																																																																																																																																																																																																																																																																																																																																																																																																																																																																																																																																																																																		
Key Moment: Trailing 33-32 at the half, Michigan State scored the first 12 points of the second half, including eight from Chris Allen. Northwestern did not score a point for the first 5:35 of the second half.			Key Moment: MSU trailed 17-13 with eight minutes left in the first half when Korie Lucious and Chris Allen hit back-to-back 3-pointers. After an Ohio State three gave the Buckeyes a one-point lead, MSU followed with a 12-0 run, with six points each from Kalin Lucas and Raymar Morgan.			Key Moment: Trailing 11-6 at the 15:17 mark of the first half, MSU went on a 19-1 run over the next 8:44.																																																																																																																																																																																																																																																																																																																																																																																																																																																																																																																																																																																																																																																																																																		
Notes: MSU opened Big Ten play 2-0 with two road wins for the first time in school history ... MSU broke Northwestern's streak of holding 15 straight opponents below 70 points ... MSU grabbed 19 offensive rebounds, compared to just 18 defensive boards for NU ... The Spartans shot a season-best 56.3 percent from 3-point range (9-16), including hitting 4-of-6 in the second half ... Michigan State won its 12th straight game against Northwestern, including five straight double-figure victories at Welsh-Ryan Arena ... The Spartans trailed 33-32 at the half, but opened the second stanza on a 12-0 run, including eight points from Chris Allen, holding the Wildcats without a point for the first 5:35.			Notes: Raymar Morgan recorded his third straight double-double with 13 points and 10 rebounds ... Michigan State improved to 40-12 in Big Ten home openers, including 12-2 under Tom Izzo ... The Spartan defense held Jon Diebler to seven points on 2-of-8 shooting; he entered the game averaging a Big Ten-best 21.0 points per game in conference action ... In the first half, Michigan State shot just 6-of-19 from 2-point range, but connected on 5-of-9 3-point attempts, all of which came in less than three minutes late in the first half ... Michigan State opened Big Ten play with a 3-0 record for the first time since the 1999-2000 season.			Notes: After Kansas scored 11 points in the first 4:43 of the game, MSU's defense held the Jayhawks to just seven points over the final 15:17 of the half. KU's 18 first-half points were the fewest in a half by any Spartan opponent at that point of the season. ... Kalin Lucas topped the 20-point mark for the third time in four games with a team-best 22 points against the Jayhawks ... In the decisive first half, MSU's defense held Kansas point guard Sherron Collins to five points on 2-of-4 shooting and caused him to commit six turnovers ... MSU recorded its first home win over a defending national champion since beating Connecticut, 85-66, on Feb. 5, 2000.																																																																																																																																																																																																																																																																																																																																																																																																																																																																																																																																																																																																																																																																																																		
<table><tr><td>Michigan State</td><td>FG</td><td>3FG</td><td>FT</td><td>O-D-R</td><td>PFPTS</td><td>A</td><td>TO</td><td>B</td><td>S</td><td>MIN</td></tr><tr><td>Goran Sutton, f</td><td>3-5</td><td>0-0</td><td>0-0</td><td>3-2-5</td><td>4</td><td>6</td><td>1</td><td>1</td><td>0</td><td>19</td></tr><tr><td>Raymar Morgan, f</td><td>9-13</td><td>2-4</td><td>2-2</td><td>3-10-13</td><td>1</td><td>22</td><td>2</td><td>5</td><td>0</td><td>32</td></tr><tr><td>Idong Ibok, c</td><td>0-0</td><td>0-0</td><td>0-0</td><td>0-0-0</td><td>1</td><td>0</td><td>0</td><td>0</td><td>0</td><td>3</td></tr><tr><td>Kalin Lucas, g</td><td>5-14</td><td>2-3</td><td>5-5</td><td>0-2-2</td><td>2</td><td>17</td><td>9</td><td>3</td><td>0</td><td>35</td></tr><tr><td>Travis Walton, g</td><td>1-6</td><td>0-0</td><td>0-0</td><td>1-1-2</td><td>4</td><td>2</td><td>4</td><td>3</td><td>0</td><td>25</td></tr><tr><td>Delvon Roe, f</td><td>2-3</td><td>0-0</td><td>1-4</td><td>4-2-6</td><td>3</td><td>5</td><td>2</td><td>0</td><td>3</td><td>18</td></tr><tr><td>Austin Thornton</td><td>0-0</td><td>0-0</td><td>0-0</td><td>0-0-0</td><td>0</td><td>0</td><td>0</td><td>0</td><td>0</td><td>0+</td></tr><tr><td>Durrell Summers</td><td>2-4</td><td>1-2</td><td>1-3</td><td>3-1-4</td><td>3</td><td>6</td><td>1</td><td>1</td><td>1</td><td>22</td></tr><tr><td>Mike Kebler</td><td>0-0</td><td>0-0</td><td>0-0</td><td>0-0-0</td><td>0</td><td>0</td><td>0</td><td>0</td><td>0</td><td>0+</td></tr><tr><td>Isaiah Dahlman</td><td>0-0</td><td>0-0</td><td>0-0</td><td>0-0-0</td><td>0</td><td>0</td><td>0</td><td>0</td><td>0</td><td>0+</td></tr><tr><td>Draymond Green</td><td>0-0</td><td>0-0</td><td>0-0</td><td>0-0-0</td><td>1</td><td>0</td><td>1</td><td>0</td><td>0</td><td>2</td></tr><tr><td>Chris Allen</td><td>6-14</td><td>4-7</td><td>1-4</td><td>2-1-2</td><td>0</td><td>17</td><td>1</td><td>0</td><td>0</td><td>26</td></tr><tr><td>Korie Lucious</td><td>0-2</td><td>0-0</td><td>0-0</td><td>0-0-0</td><td>0</td><td>0</td><td>0</td><td>0</td><td>0</td><td>6</td></tr><tr><td>Marquise Gray</td><td>1-1</td><td>0-0</td><td>0-0</td><td>0-5-5</td><td>1</td><td>2</td><td>1</td><td>0</td><td>1</td><td>12</td></tr><tr><td>Team</td><td></td><td></td><td></td><td>3-4-7</td><td></td><td></td><td></td><td></td><td></td><td></td></tr><tr><td>Totals</td><td>29-62</td><td>9-16</td><td>10-18</td><td>19-28-47</td><td>20</td><td>77</td><td>22</td><td>13</td><td>5</td><td>3</td><td>200</td></tr></table>			Michigan State	FG	3FG	FT	O-D-R	PFPTS	A	TO	B	S	MIN	Goran Sutton, f	3-5	0-0	0-0	3-2-5	4	6	1	1	0	19	Raymar Morgan, f	9-13	2-4	2-2	3-10-13	1	22	2	5	0	32	Idong Ibok, c	0-0	0-0	0-0	0-0-0	1	0	0	0	0	3	Kalin Lucas, g	5-14	2-3	5-5	0-2-2	2	17	9	3	0	35	Travis Walton, g	1-6	0-0	0-0	1-1-2	4	2	4	3	0	25	Delvon Roe, f	2-3	0-0	1-4	4-2-6	3	5	2	0	3	18	Austin Thornton	0-0	0-0	0-0	0-0-0	0	0	0	0	0	0+	Durrell Summers	2-4	1-2	1-3	3-1-4	3	6	1	1	1	22	Mike Kebler	0-0	0-0	0-0	0-0-0	0	0	0	0	0	0+	Isaiah Dahlman	0-0	0-0	0-0	0-0-0	0	0	0	0	0	0+	Draymond Green	0-0	0-0	0-0	0-0-0	1	0	1	0	0	2	Chris Allen	6-14	4-7	1-4	2-1-2	0	17	1	0	0	26	Korie Lucious	0-2	0-0	0-0	0-0-0	0	0	0	0	0	6	Marquise Gray	1-1	0-0	0-0	0-5-5	1	2	1	0	1	12	Team				3-4-7							Totals	29-62	9-16	10-18	19-28-47	20	77	22	13	5	3	200	<table><tr><td>Michigan State</td><td>FG</td><td>3FG</td><td>FT</td><td>O-D-R</td><td>PFPTS</td><td>A</td><td>TO</td><td>B</td><td>S</td><td>MIN</td></tr><tr><td>Kalin Lucas, g</td><td>6-8</td><td>2-3</td><td>6-7</td><td>0-0-0</td><td>1</td><td>20</td><td>2</td><td>1</td><td>0</td><td>1</td><td>32</td></tr><tr><td>Raymar Morgan, f</td><td>5-14</td><td>1-2</td><td>2-4</td><td>2-8-10</td><td>2</td><td>13</td><td>1</td><td>1</td><td>0</td><td>31</td></tr><tr><td>Travis Walton, g</td><td>0-3</td><td>0-0</td><td>2-4</td><td>0-3-3</td><td>1</td><td>2</td><td>4</td><td>0</td><td>0</td><td>1</td><td>30</td></tr><tr><td>Delvon Roe, f</td><td>2-4</td><td>0-0</td><td>2-2</td><td>2-6-8</td><td>1</td><td>6</td><td>1</td><td>1</td><td>0</td><td>17</td></tr><tr><td>Goran Sutton, c</td><td>3-6</td><td>1-2</td><td>2-6</td><td>3-6-9</td><td>3</td><td>9</td><td>1</td><td>3</td><td>0</td><td>28</td></tr><tr><td>Chris Allen</td><td>2-5</td><td>1-4</td><td>1-1</td><td>1-0-1</td><td>1</td><td>6</td><td>1</td><td>1</td><td>0</td><td>16</td></tr><tr><td>Durrell Summers</td><td>1-7</td><td>1-4</td><td>2-2</td><td>3-0-3</td><td>2</td><td>5</td><td>0</td><td>2</td><td>1</td><td>19</td></tr><tr><td>Draymond Green</td><td>0-0</td><td>0-0</td><td>0-0</td><td>0-0-0</td><td>0</td><td>0</td><td>0</td><td>0</td><td>0</td><td>1</td><td>3</td></tr><tr><td>Korie Lucious</td><td>2-3</td><td>2-2</td><td>0-0</td><td>0-0-0</td><td>0</td><td>6</td><td>1</td><td>0</td><td>0</td><td>10</td></tr><tr><td>Marquise Gray</td><td>0-1</td><td>0-0</td><td>0-0</td><td>0-2-2</td><td>3</td><td>0</td><td>0</td><td>2</td><td>1</td><td>14</td></tr><tr><td>Team</td><td></td><td></td><td></td><td>3-1-4</td><td></td><td></td><td></td><td></td><td></td><td></td></tr><tr><td>Totals</td><td>21-51</td><td>8-17</td><td>17-26</td><td>14-26-40</td><td>14</td><td>67</td><td>11</td><td>12</td><td>2</td><td>3</td><td>200</td></tr></table> <p>Total FG% 1st: 11-28 (39.3%) 2nd: 10-23 (43.5%) Game: 41.2% 3-Pt FG% 1st: 5-9 (55.6%) 2nd: 3-8 (37.5%) Game: 47.1% F Throw% 1st: 8-11 (72.7%) 2nd: 9-15 (60.0%) Game: 65.4%</p>			Michigan State	FG	3FG	FT	O-D-R	PFPTS	A	TO	B	S	MIN	Kalin Lucas, g	6-8	2-3	6-7	0-0-0	1	20	2	1	0	1	32	Raymar Morgan, f	5-14	1-2	2-4	2-8-10	2	13	1	1	0	31	Travis Walton, g	0-3	0-0	2-4	0-3-3	1	2	4	0	0	1	30	Delvon Roe, f	2-4	0-0	2-2	2-6-8	1	6	1	1	0	17	Goran Sutton, c	3-6	1-2	2-6	3-6-9	3	9	1	3	0	28	Chris Allen	2-5	1-4	1-1	1-0-1	1	6	1	1	0	16	Durrell Summers	1-7	1-4	2-2	3-0-3	2	5	0	2	1	19	Draymond Green	0-0	0-0	0-0	0-0-0	0	0	0	0	0	1	3	Korie Lucious	2-3	2-2	0-0	0-0-0	0	6	1	0	0	10	Marquise Gray	0-1	0-0	0-0	0-2-2	3	0	0	2	1	14	Team				3-1-4							Totals	21-51	8-17	17-26	14-26-40	14	67	11	12	2	3	200	<table><tr><td>Ohio State</td><td>FG</td><td>3FG</td><td>FT</td><td>O-D-R</td><td>PFPTS</td><td>A</td><td>TO</td><td>B</td><td>S</td><td>MIN</td></tr><tr><td>Jeremie Simmons, g</td><td>0-4</td><td>0-0</td><td>2-2</td><td>0-0-0</td><td>3</td><td>2</td><td>3</td><td>0</td><td>0</td><td>1</td><td>19</td></tr><tr><td>Jon Diebler, g</td><td>2-8</td><td>1-6</td><td>2-2</td><td>0-5-5</td><td>1</td><td>7</td><td>4</td><td>1</td><td>0</td><td>0</td><td>40</td></tr><tr><td>William Buford, g</td><td>7-13</td><td>3-6</td><td>0-0</td><td>0-1-1</td><td>2</td><td>17</td><td>0</td><td>2</td><td>1</td><td>1</td><td>32</td></tr><tr><td>Evan Turner, f</td><td>5-11</td><td>0-0</td><td>4-7</td><td>4-6-10</td><td>4</td><td>14</td><td>2</td><td>3</td><td>1</td><td>3</td><td>40</td></tr><tr><td>Dallas Lauderdale, c</td><td>1-3</td><td>0-0</td><td>0-0</td><td>2-0-2</td><td>3</td><td>2</td><td>0</td><td>2</td><td>3</td><td>0</td><td>18</td></tr><tr><td>Walter Offutt</td><td>0-0</td><td>0-0</td><td>0-0</td><td>0-0-0</td><td>1</td><td>0</td><td>0</td><td>0</td><td>1</td><td>0</td><td>4</td></tr><tr><td>P.J. Hill</td><td>0-1</td><td>0-0</td><td>0-0</td><td>1-2-3</td><td>2</td><td>0</td><td>3</td><td>1</td><td>0</td><td>0</td><td>20</td></tr><tr><td>Kyle Madsen</td><td>0-1</td><td>0-0</td><td>0-0</td><td>1-0-1</td><td>0</td><td>0</td><td>0</td><td>0</td><td>1</td><td>0</td><td>5</td></tr><tr><td>B.J. Mullens</td><td>8-14</td><td>0-0</td><td>0-2</td><td>1-5-6</td><td>3</td><td>16</td><td>0</td><td>0</td><td>2</td><td>1</td><td>22</td></tr><tr><td>Team</td><td></td><td></td><td></td><td>2-2-4</td><td></td><td></td><td></td><td></td><td></td><td></td><td></td></tr><tr><td>Totals</td><td>23-55</td><td>4-16</td><td>8-13</td><td>11-21-32</td><td>19</td><td>58</td><td>12</td><td>9</td><td>9</td><td>6</td><td>200</td></tr></table> <p>Total FG% 1st: 9-25 (36.0%) 2nd: 14-30 (46.7%) Game: 41.8% 3-Pt FG% 1st: 2-7 (28.6%) 2nd: 2-9 (22.2%) Game: 25.0% F Throw% 1st: 4-4 (100%) 2nd: 4-9 (44.4%) Game: 61.5%</p>			Ohio State	FG	3FG	FT	O-D-R	PFPTS	A	TO	B	S	MIN	Jeremie Simmons, g	0-4	0-0	2-2	0-0-0	3	2	3	0	0	1	19	Jon Diebler, g	2-8	1-6	2-2	0-5-5	1	7	4	1	0	0	40	William Buford, g	7-13	3-6	0-0	0-1-1	2	17	0	2	1	1	32	Evan Turner, f	5-11	0-0	4-7	4-6-10	4	14	2	3	1	3	40	Dallas Lauderdale, c	1-3	0-0	0-0	2-0-2	3	2	0	2	3	0	18	Walter Offutt	0-0	0-0	0-0	0-0-0	1	0	0	0	1	0	4	P.J. Hill	0-1	0-0	0-0	1-2-3	2	0	3	1	0	0	20	Kyle Madsen	0-1	0-0	0-0	1-0-1	0	0	0	0	1	0	5	B.J. Mullens	8-14	0-0	0-2	1-5-6	3	16	0	0	2	1	22	Team				2-2-4								Totals	23-55	4-16	8-13	11-21-32	19	58	12	9	9	6	200	<table><tr><td>Kansas</td><td>FG</td><td>3FG</td><td>FT</td><td>O-D-R</td><td>PFPTS</td><td>A</td><td>TO</td><td>B</td><td>S</td><td>MIN</td></tr><tr><td>Sherron Collins, g</td><td>6-14</td><td>2-8</td><td>11-14</td><td>0-3-3</td><td>4</td><td>25</td><td>8</td><td>8</td><td>0</td><td>2</td><td>36</td></tr><tr><td>B. Morningstar, g</td><td>2-4</td><td>1-2</td><td>0-0</td><td>2-1-3</td><td>1</td><td>5</td><td>2</td><td>0</td><td>0</td><td>2</td><td>29</td></tr><tr><td>Tyshawn Taylor, f</td><td>1-3</td><td>0-1</td><td>0-0</td><td>0-0-0</td><td>1</td><td>2</td><td>0</td><td>2</td><td>0</td><td>0</td><td>18</td></tr><tr><td>Markieff Morris, f</td><td>2-4</td><td>0-1</td><td>0-0</td><td>1-2-3</td><td>5</td><td>4</td><td>1</td><td>1</td><td>0</td><td>0</td><td>14</td></tr><tr><td>Cole Aldrich, c</td><td>4-9</td><td>0-0</td><td>6-8</td><td>1-10-11</td><td>2</td><td>14</td><td>0</td><td>1</td><td>3</td><td>0</td><td>36</td></tr><tr><td>Conner Teahan</td><td>0-1</td><td>0-1</td><td>0-0</td><td>0-0-0</td><td>1</td><td>0</td><td>0</td><td>0</td><td>0</td><td>0</td><td>1</td></tr><tr><td>Quintrell Thomas</td><td>0-1</td><td>0-0</td><td>0-0</td><td>1-1-2</td><td>1</td><td>0</td><td>0</td><td>0</td><td>0</td><td>0</td><td>6</td></tr><tr><td>Tyrel Reed</td><td>4-8</td><td>2-6</td><td>0-2</td><td>0-1-1</td><td>3</td><td>10</td><td>1</td><td>0</td><td>0</td><td>0</td><td>20</td></tr><tr><td>Marcus Morris</td><td>1-2</td><td>0-0</td><td>0-2</td><td>0-0-0</td><td>2</td><td>2</td><td>0</td><td>0</td><td>0</td><td>0</td><td>8</td></tr><tr><td>Mario Little</td><td>0-1</td><td>0-0</td><td>0-0</td><td>1-2-3</td><td>5</td><td>0</td><td>0</td><td>1</td><td>0</td><td>0</td><td>7</td></tr><tr><td>Travis Releford</td><td>0-2</td><td>0-1</td><td>0-2</td><td>0-1-1</td><td>2</td><td>0</td><td>0</td><td>0</td><td>0</td><td>0</td><td>21</td></tr><tr><td>Tyrone Appleton</td><td>0-1</td><td>0-0</td><td>0-0</td><td>0-0-0</td><td>0</td><td>0</td><td>0</td><td>0</td><td>0</td><td>0</td><td>1</td></tr><tr><td>Matt Kleinmann</td><td>0-0</td><td>0-0</td><td>0-0</td><td>0-1-1</td><td>1</td><td>0</td><td>0</td><td>1</td><td>0</td><td>0</td><td>3</td></tr><tr><td>Team</td><td></td><td></td><td></td><td>1-2-3</td><td></td><td></td><td></td><td></td><td></td><td></td><td></td></tr><tr><td>Totals</td><td>20-50</td><td>5-20</td><td>17-28</td><td>7-24-31</td><td>28</td><td>62</td><td>12</td><td>14</td><td>3</td><td>4</td><td>200</td></tr></table> <p>Total FG% 1st: 8-22 (36.4%) 2nd: 12-28 (42.9%) Game: 40.0% 3-Pt FG% 1st: 1-5 (20.0%) 2nd: 4-15 (26.7%) Game: 25.0% F Throw% 1st: 1-5 (20.0%) 2nd: 16-23 (69.6%) Game: 60.7%</p>			Kansas	FG	3FG	FT	O-D-R	PFPTS	A	TO	B	S	MIN	Sherron Collins, g	6-14	2-8	11-14	0-3-3	4	25	8	8	0	2	36	B. Morningstar, g	2-4	1-2	0-0	2-1-3	1	5	2	0	0	2	29	Tyshawn Taylor, f	1-3	0-1	0-0	0-0-0	1	2	0	2	0	0	18	Markieff Morris, f	2-4	0-1	0-0	1-2-3	5	4	1	1	0	0	14	Cole Aldrich, c	4-9	0-0	6-8	1-10-11	2	14	0	1	3	0	36	Conner Teahan	0-1	0-1	0-0	0-0-0	1	0	0	0	0	0	1	Quintrell Thomas	0-1	0-0	0-0	1-1-2	1	0	0	0	0	0	6	Tyrel Reed	4-8	2-6	0-2	0-1-1	3	10	1	0	0	0	20	Marcus Morris	1-2	0-0	0-2	0-0-0	2	2	0	0	0	0	8	Mario Little	0-1	0-0	0-0	1-2-3	5	0	0	1	0	0	7	Travis Releford	0-2	0-1	0-2	0-1-1	2	0	0	0	0	0	21	Tyrone Appleton	0-1	0-0	0-0	0-0-0	0	0	0	0	0	0	1	Matt Kleinmann	0-0	0-0	0-0	0-1-1	1	0	0	1	0	0	3	Team				1-2-3								Totals	20-50	5-20	17-28	7-24-31	28	62	12	14	3	4	200
Michigan State	FG	3FG	FT	O-D-R	PFPTS	A	TO	B	S	MIN																																																																																																																																																																																																																																																																																																																																																																																																																																																																																																																																																																																																																																																																																														
Goran Sutton, f	3-5	0-0	0-0	3-2-5	4	6	1	1	0	19																																																																																																																																																																																																																																																																																																																																																																																																																																																																																																																																																																																																																																																																																														
Raymar Morgan, f	9-13	2-4	2-2	3-10-13	1	22	2	5	0	32																																																																																																																																																																																																																																																																																																																																																																																																																																																																																																																																																																																																																																																																																														
Idong Ibok, c	0-0	0-0	0-0	0-0-0	1	0	0	0	0	3																																																																																																																																																																																																																																																																																																																																																																																																																																																																																																																																																																																																																																																																																														
Kalin Lucas, g	5-14	2-3	5-5	0-2-2	2	17	9	3	0	35																																																																																																																																																																																																																																																																																																																																																																																																																																																																																																																																																																																																																																																																																														
Travis Walton, g	1-6	0-0	0-0	1-1-2	4	2	4	3	0	25																																																																																																																																																																																																																																																																																																																																																																																																																																																																																																																																																																																																																																																																																														
Delvon Roe, f	2-3	0-0	1-4	4-2-6	3	5	2	0	3	18																																																																																																																																																																																																																																																																																																																																																																																																																																																																																																																																																																																																																																																																																														
Austin Thornton	0-0	0-0	0-0	0-0-0	0	0	0	0	0	0+																																																																																																																																																																																																																																																																																																																																																																																																																																																																																																																																																																																																																																																																																														
Durrell Summers	2-4	1-2	1-3	3-1-4	3	6	1	1	1	22																																																																																																																																																																																																																																																																																																																																																																																																																																																																																																																																																																																																																																																																																														
Mike Kebler	0-0	0-0	0-0	0-0-0	0	0	0	0	0	0+																																																																																																																																																																																																																																																																																																																																																																																																																																																																																																																																																																																																																																																																																														
Isaiah Dahlman	0-0	0-0	0-0	0-0-0	0	0	0	0	0	0+																																																																																																																																																																																																																																																																																																																																																																																																																																																																																																																																																																																																																																																																																														
Draymond Green	0-0	0-0	0-0	0-0-0	1	0	1	0	0	2																																																																																																																																																																																																																																																																																																																																																																																																																																																																																																																																																																																																																																																																																														
Chris Allen	6-14	4-7	1-4	2-1-2	0	17	1	0	0	26																																																																																																																																																																																																																																																																																																																																																																																																																																																																																																																																																																																																																																																																																														
Korie Lucious	0-2	0-0	0-0	0-0-0	0	0	0	0	0	6																																																																																																																																																																																																																																																																																																																																																																																																																																																																																																																																																																																																																																																																																														
Marquise Gray	1-1	0-0	0-0	0-5-5	1	2	1	0	1	12																																																																																																																																																																																																																																																																																																																																																																																																																																																																																																																																																																																																																																																																																														
Team				3-4-7																																																																																																																																																																																																																																																																																																																																																																																																																																																																																																																																																																																																																																																																																																				
Totals	29-62	9-16	10-18	19-28-47	20	77	22	13	5	3	200																																																																																																																																																																																																																																																																																																																																																																																																																																																																																																																																																																																																																																																																																													
Michigan State	FG	3FG	FT	O-D-R	PFPTS	A	TO	B	S	MIN																																																																																																																																																																																																																																																																																																																																																																																																																																																																																																																																																																																																																																																																																														
Kalin Lucas, g	6-8	2-3	6-7	0-0-0	1	20	2	1	0	1	32																																																																																																																																																																																																																																																																																																																																																																																																																																																																																																																																																																																																																																																																																													
Raymar Morgan, f	5-14	1-2	2-4	2-8-10	2	13	1	1	0	31																																																																																																																																																																																																																																																																																																																																																																																																																																																																																																																																																																																																																																																																																														
Travis Walton, g	0-3	0-0	2-4	0-3-3	1	2	4	0	0	1	30																																																																																																																																																																																																																																																																																																																																																																																																																																																																																																																																																																																																																																																																																													
Delvon Roe, f	2-4	0-0	2-2	2-6-8	1	6	1	1	0	17																																																																																																																																																																																																																																																																																																																																																																																																																																																																																																																																																																																																																																																																																														
Goran Sutton, c	3-6	1-2	2-6	3-6-9	3	9	1	3	0	28																																																																																																																																																																																																																																																																																																																																																																																																																																																																																																																																																																																																																																																																																														
Chris Allen	2-5	1-4	1-1	1-0-1	1	6	1	1	0	16																																																																																																																																																																																																																																																																																																																																																																																																																																																																																																																																																																																																																																																																																														
Durrell Summers	1-7	1-4	2-2	3-0-3	2	5	0	2	1	19																																																																																																																																																																																																																																																																																																																																																																																																																																																																																																																																																																																																																																																																																														
Draymond Green	0-0	0-0	0-0	0-0-0	0	0	0	0	0	1	3																																																																																																																																																																																																																																																																																																																																																																																																																																																																																																																																																																																																																																																																																													
Korie Lucious	2-3	2-2	0-0	0-0-0	0	6	1	0	0	10																																																																																																																																																																																																																																																																																																																																																																																																																																																																																																																																																																																																																																																																																														
Marquise Gray	0-1	0-0	0-0	0-2-2	3	0	0	2	1	14																																																																																																																																																																																																																																																																																																																																																																																																																																																																																																																																																																																																																																																																																														
Team				3-1-4																																																																																																																																																																																																																																																																																																																																																																																																																																																																																																																																																																																																																																																																																																				
Totals	21-51	8-17	17-26	14-26-40	14	67	11	12	2	3	200																																																																																																																																																																																																																																																																																																																																																																																																																																																																																																																																																																																																																																																																																													
Ohio State	FG	3FG	FT	O-D-R	PFPTS	A	TO	B	S	MIN																																																																																																																																																																																																																																																																																																																																																																																																																																																																																																																																																																																																																																																																																														
Jeremie Simmons, g	0-4	0-0	2-2	0-0-0	3	2	3	0	0	1	19																																																																																																																																																																																																																																																																																																																																																																																																																																																																																																																																																																																																																																																																																													
Jon Diebler, g	2-8	1-6	2-2	0-5-5	1	7	4	1	0	0	40																																																																																																																																																																																																																																																																																																																																																																																																																																																																																																																																																																																																																																																																																													
William Buford, g	7-13	3-6	0-0	0-1-1	2	17	0	2	1	1	32																																																																																																																																																																																																																																																																																																																																																																																																																																																																																																																																																																																																																																																																																													
Evan Turner, f	5-11	0-0	4-7	4-6-10	4	14	2	3	1	3	40																																																																																																																																																																																																																																																																																																																																																																																																																																																																																																																																																																																																																																																																																													
Dallas Lauderdale, c	1-3	0-0	0-0	2-0-2	3	2	0	2	3	0	18																																																																																																																																																																																																																																																																																																																																																																																																																																																																																																																																																																																																																																																																																													
Walter Offutt	0-0	0-0	0-0	0-0-0	1	0	0	0	1	0	4																																																																																																																																																																																																																																																																																																																																																																																																																																																																																																																																																																																																																																																																																													
P.J. Hill	0-1	0-0	0-0	1-2-3	2	0	3	1	0	0	20																																																																																																																																																																																																																																																																																																																																																																																																																																																																																																																																																																																																																																																																																													
Kyle Madsen	0-1	0-0	0-0	1-0-1	0	0	0	0	1	0	5																																																																																																																																																																																																																																																																																																																																																																																																																																																																																																																																																																																																																																																																																													
B.J. Mullens	8-14	0-0	0-2	1-5-6	3	16	0	0	2	1	22																																																																																																																																																																																																																																																																																																																																																																																																																																																																																																																																																																																																																																																																																													
Team				2-2-4																																																																																																																																																																																																																																																																																																																																																																																																																																																																																																																																																																																																																																																																																																				
Totals	23-55	4-16	8-13	11-21-32	19	58	12	9	9	6	200																																																																																																																																																																																																																																																																																																																																																																																																																																																																																																																																																																																																																																																																																													
Kansas	FG	3FG	FT	O-D-R	PFPTS	A	TO	B	S	MIN																																																																																																																																																																																																																																																																																																																																																																																																																																																																																																																																																																																																																																																																																														
Sherron Collins, g	6-14	2-8	11-14	0-3-3	4	25	8	8	0	2	36																																																																																																																																																																																																																																																																																																																																																																																																																																																																																																																																																																																																																																																																																													
B. Morningstar, g	2-4	1-2	0-0	2-1-3	1	5	2	0	0	2	29																																																																																																																																																																																																																																																																																																																																																																																																																																																																																																																																																																																																																																																																																													
Tyshawn Taylor, f	1-3	0-1	0-0	0-0-0	1	2	0	2	0	0	18																																																																																																																																																																																																																																																																																																																																																																																																																																																																																																																																																																																																																																																																																													
Markieff Morris, f	2-4	0-1	0-0	1-2-3	5	4	1	1	0	0	14																																																																																																																																																																																																																																																																																																																																																																																																																																																																																																																																																																																																																																																																																													
Cole Aldrich, c	4-9	0-0	6-8	1-10-11	2	14	0	1	3	0	36																																																																																																																																																																																																																																																																																																																																																																																																																																																																																																																																																																																																																																																																																													
Conner Teahan	0-1	0-1	0-0	0-0-0	1	0	0	0	0	0	1																																																																																																																																																																																																																																																																																																																																																																																																																																																																																																																																																																																																																																																																																													
Quintrell Thomas	0-1	0-0	0-0	1-1-2	1	0	0	0	0	0	6																																																																																																																																																																																																																																																																																																																																																																																																																																																																																																																																																																																																																																																																																													
Tyrel Reed	4-8	2-6	0-2	0-1-1	3	10	1	0	0	0	20																																																																																																																																																																																																																																																																																																																																																																																																																																																																																																																																																																																																																																																																																													
Marcus Morris	1-2	0-0	0-2	0-0-0	2	2	0	0	0	0	8																																																																																																																																																																																																																																																																																																																																																																																																																																																																																																																																																																																																																																																																																													
Mario Little	0-1	0-0	0-0	1-2-3	5	0	0	1	0	0	7																																																																																																																																																																																																																																																																																																																																																																																																																																																																																																																																																																																																																																																																																													
Travis Releford	0-2	0-1	0-2	0-1-1	2	0	0	0	0	0	21																																																																																																																																																																																																																																																																																																																																																																																																																																																																																																																																																																																																																																																																																													
Tyrone Appleton	0-1	0-0	0-0	0-0-0	0	0	0	0	0	0	1																																																																																																																																																																																																																																																																																																																																																																																																																																																																																																																																																																																																																																																																																													
Matt Kleinmann	0-0	0-0	0-0	0-1-1	1	0	0	1	0	0	3																																																																																																																																																																																																																																																																																																																																																																																																																																																																																																																																																																																																																																																																																													
Team				1-2-3																																																																																																																																																																																																																																																																																																																																																																																																																																																																																																																																																																																																																																																																																																				
Totals	20-50	5-20	17-28	7-24-31	28	62	12	14	3	4	200																																																																																																																																																																																																																																																																																																																																																																																																																																																																																																																																																																																																																																																																																													
Officials: Steve Welmer, Tom O'Neil, Mike Sanzere Attendance: 8,117 Halftime Score: Northwestern 33-32			Officials: Mike Wood, Ted Valentine, Reggie Greenwood Attendance: 14,759 Halftime Score: MSU 35-24			Officials: Steve Welmer, Ed Hightower, Dan Dorian Attendance: 14,759 Halftime Score: MSU 37-18																																																																																																																																																																																																																																																																																																																																																																																																																																																																																																																																																																																																																																																																																																		
Record: MSU 11-2, 2-0; Northwestern 8-4, 0-2			Record: MSU 12-2, 3-0; Ohio State 10-3, 1-2			Record: MSU 13-2; Kansas 11-4																																																																																																																																																																																																																																																																																																																																																																																																																																																																																																																																																																																																																																																																																																		




NCAA TOURNAMENT FINAL FOUR • APRIL 4 & 6, 2009

	#7/10 MICHIGAN STATE	78		#7/10 MICHIGAN STATE	63		NORTHWESTERN	70																																																																																																																																																																																																																																																																																																																																																																																																																																																																																																							
	PENN STATE	73		ILLINOIS	57		#7/7 MICHIGAN STATE	63																																																																																																																																																																																																																																																																																																																																																																																																																																																																																																							
#16 Jan. 14, 2009 • University Park, Pa. Bryce Jordan Center			#17 Jan. 17, 2009 • East Lansing, Mich. Breslin Center			#18 Jan. 21, 2009 • East Lansing, Mich. Breslin Center																																																																																																																																																																																																																																																																																																																																																																																																																																																																																																									
Key Stat: 1st-Half FG Percentage MSU - 56.7% (17-30); PSU - 40.7% (11-27)			Key Stat: MSU Turnovers By Half 1st Half - 15; 2nd Half - 3			Key Stat: Points Off Turnovers MSU - 7; Northwestern - 27																																																																																																																																																																																																																																																																																																																																																																																																																																																																																																									
Quotable: "I'm actually proud of my team. You have to win some of these games on the road." - MSU coach Tom Izzo			Quotable: "We snuck one out today. We won one we probably didn't deserve. That's what championship teams are supposed to do." - MSU coach Tom Izzo			Quotable: "My concern is not the loss, but how we respond to the loss. I guess we'll find out about the true character of the team." - MSU coach Tom Izzo																																																																																																																																																																																																																																																																																																																																																																																																																																																																																																									
Key Moment: Trailing 22-16 with 11:10 left in the first half, MSU closed the half on a 26-7 run.			Key Moment: Trailing 54-51 with 6:10 left, MSU went on a 9-0 run over the next 2:30 to claim a 60-54 lead.			Key Moment: Michigan State had battled back from a five-point deficit to take a 49-48 on a pair of Durrell Summers free throws. Northwestern answered with Craig Moore's first 3-pointer, followed by a Michael Thompson 3-pointer to take a 54-49 lead.																																																																																																																																																																																																																																																																																																																																																																																																																																																																																																									
Notes: Michigan State out-rebounded Penn State, 41-24. The Nittany Lions entered the game as the league's second-best rebounding team, out-boarding opponents by an average of 6.6 rebounds per contest ... Michigan State grabbed 17 offensive rebounds, while Penn State collected just 17 defensive boards ... Goran Suton recorded his second double-double of the season with 13 points and 14 rebounds, the most for any Spartan this season ... Michigan State scored its final field goal with 5:29 left in the game, then went without a point for 3:33 allowing PSU to cut the lead to one, but the Spartans made 9-of-12 free throws in the final 1:56 ... MSU's defense held Talor Battle without a field goal for 30:15, from the 13:57 mark of the first half, until the 3:45 mark of the second ... MSU shot 4-of-8 from 3-point range in the first half, but 0-of-7 in the second.			Notes: Michigan State held Trent Meacham and Demetri McCamey to a combined six points on 1-16 shooting, including 1-of-14 from 3-point range. They entered the game averaging a combined 24.5 ppg ... Michigan State committed 15 first-half turnovers, but just three in the second half, including just one in the final 14:51. Illinois committed just seven in the first half, but 11 in the second ... MSU rallied from a nine-point deficit in the second half, holding an 11-2 advantage in points off turnovers, 11-5 edge in second-chance points and a 10-3 margin in fast-break points ... MSU's defense held Illinois to 23 second-half points, the fewest by a Spartan opponent in the second half this season ... Marquise Gray scored nine of his 11 points in the second half, as MSU improved to 16-1 all-time when he scores in double-figures ... Former Spartan All-American Morris Peterson's No. 42 jersey was retired in a pre-game ceremony.			Notes: Northwestern held a 27-7 advantage in points off turnovers as Michigan State committed 18 turnovers, compared to just seven for the Wildcats ... After recording 22 points and 13 rebounds in the first game of the season against the Wildcats, Raymar Morgan scored just one point and grabbed one rebound while playing with an illness ... Kalin Lucas recorded a season-high six turnovers, and Chris Allen tallied seven ... Goran Suton recorded his second double-double in his last three games with 15 points and 14 rebounds ... Kevin Coble became the first Spartan opponent to score 30 or more points (31) since Tyler Hansbrough scored 33 in the second round of the 2007 NCAA Tournament ... Northwestern made four of its last five 3-point field-goal attempts in the final 7:09.																																																																																																																																																																																																																																																																																																																																																																																																																																																																																																									
<table><tr><td>Michigan State</td><td>FG</td><td>3FG</td><td>FT</td><td>O-D-R</td><td>PFPTS</td><td>A</td><td>TO</td><td>B</td><td>S</td><td>MIN</td></tr><tr><td>Raymar Morgan, f</td><td>7-9</td><td>0-0</td><td>3-4</td><td>1-4-5</td><td>4</td><td>17</td><td>2</td><td>1</td><td>0</td><td>30</td></tr><tr><td>Delvon Roe, f</td><td>2-2</td><td>0-0</td><td>1-3</td><td>5-0-5</td><td>2</td><td>5</td><td>3</td><td>1</td><td>0</td><td>17</td></tr><tr><td>Goran Suton, c</td><td>6-12</td><td>1-2</td><td>0-1</td><td>4-10-14</td><td>1</td><td>13</td><td>0</td><td>1</td><td>0</td><td>33</td></tr><tr><td>Kalin Lucas, g</td><td>3-13</td><td>1-5</td><td>8-10</td><td>1-1-2</td><td>3</td><td>15</td><td>4</td><td>1</td><td>0</td><td>33</td></tr><tr><td>Travis Walton, g</td><td>3-7</td><td>0-0</td><td>0-0</td><td>1-3-4</td><td>4</td><td>6</td><td>6</td><td>1</td><td>0</td><td>31</td></tr><tr><td>Idong Ibok</td><td>1-1</td><td>0-0</td><td>0-0</td><td>1-0-1</td><td>2</td><td>2</td><td>0</td><td>1</td><td>0</td><td>2</td></tr><tr><td>Chris Allen</td><td>2-4</td><td>1-3</td><td>2-2</td><td>0-2-2</td><td>3</td><td>7</td><td>0</td><td>2</td><td>0</td><td>13</td></tr><tr><td>Durrell Summers</td><td>3-8</td><td>1-4</td><td>3-4</td><td>0-3-3</td><td>2</td><td>10</td><td>2</td><td>2</td><td>0</td><td>28</td></tr><tr><td>Draymond Green</td><td>0-0</td><td>0-0</td><td>0-2</td><td>1-0-1</td><td>0</td><td>0</td><td>0</td><td>1</td><td>0</td><td>7</td></tr><tr><td>Korie Lucious</td><td>0-1</td><td>0-1</td><td>0-0</td><td>0-0-0</td><td>2</td><td>0</td><td>2</td><td>0</td><td>0</td><td>8</td></tr><tr><td>Marquise Gray</td><td>1-1</td><td>0-0</td><td>1-1</td><td>1-1-2</td><td>2</td><td>3</td><td>0</td><td>2</td><td>0</td><td>8</td></tr><tr><td>Team</td><td></td><td></td><td>2-0-2</td><td></td><td></td><td></td><td></td><td></td><td></td><td></td></tr><tr><td>Totals</td><td>28-58</td><td>4-15</td><td>18-27</td><td>17-24-41</td><td>25</td><td>78</td><td>19</td><td>12</td><td>1</td><td>6 200</td></tr></table> <table><tr><td>Total FG%</td><td>1st: 17-30 (56.7%)</td><td>2nd: 11-28 (39.3%)</td><td>Game: 48.3%</td></tr><tr><td>3-Pt FG%</td><td>1st: 4-8 (50.0%)</td><td>2nd: 0-7 (0.0%)</td><td>Game: 26.7%</td></tr><tr><td>F Throw%</td><td>1st: 4-4 (100%)</td><td>2nd: 14-23 (60.9%)</td><td>Game: 66.7%</td></tr></table>			Michigan State	FG	3FG	FT	O-D-R	PFPTS	A	TO	B	S	MIN	Raymar Morgan, f	7-9	0-0	3-4	1-4-5	4	17	2	1	0	30	Delvon Roe, f	2-2	0-0	1-3	5-0-5	2	5	3	1	0	17	Goran Suton, c	6-12	1-2	0-1	4-10-14	1	13	0	1	0	33	Kalin Lucas, g	3-13	1-5	8-10	1-1-2	3	15	4	1	0	33	Travis Walton, g	3-7	0-0	0-0	1-3-4	4	6	6	1	0	31	Idong Ibok	1-1	0-0	0-0	1-0-1	2	2	0	1	0	2	Chris Allen	2-4	1-3	2-2	0-2-2	3	7	0	2	0	13	Durrell Summers	3-8	1-4	3-4	0-3-3	2	10	2	2	0	28	Draymond Green	0-0	0-0	0-2	1-0-1	0	0	0	1	0	7	Korie Lucious	0-1	0-1	0-0	0-0-0	2	0	2	0	0	8	Marquise Gray	1-1	0-0	1-1	1-1-2	2	3	0	2	0	8	Team			2-0-2								Totals	28-58	4-15	18-27	17-24-41	25	78	19	12	1	6 200	Total FG%	1st: 17-30 (56.7%)	2nd: 11-28 (39.3%)	Game: 48.3%	3-Pt FG%	1st: 4-8 (50.0%)	2nd: 0-7 (0.0%)	Game: 26.7%	F Throw%	1st: 4-4 (100%)	2nd: 14-23 (60.9%)	Game: 66.7%	<table><tr><td>Michigan State</td><td>FG</td><td>3FG</td><td>FT</td><td>O-D-R</td><td>PFPTS</td><td>A</td><td>TO</td><td>B</td><td>S</td><td>MIN</td></tr><tr><td>Kalin Lucas, g</td><td>3-13</td><td>0-3</td><td>4-4</td><td>2-0-2</td><td>2</td><td>10</td><td>3</td><td>0</td><td>1</td><td>34</td></tr><tr><td>Raymar Morgan, f</td><td>2-5</td><td>0-1</td><td>4-5</td><td>1-7-8</td><td>2</td><td>8</td><td>2</td><td>0</td><td>0</td><td>31</td></tr><tr><td>Travis Walton, g</td><td>3-5</td><td>0-0</td><td>1-4</td><td>1-2-3</td><td>3</td><td>7</td><td>4</td><td>2</td><td>0</td><td>30</td></tr><tr><td>Delvon Roe, f</td><td>1-4</td><td>0-0</td><td>3-5</td><td>2-4-6</td><td>2</td><td>5</td><td>1</td><td>1</td><td>0</td><td>16</td></tr><tr><td>Goran Suton, f</td><td>5-8</td><td>2-2</td><td>0-0</td><td>1-5-6</td><td>4</td><td>12</td><td>2</td><td>2</td><td>0</td><td>26</td></tr><tr><td>Idong Ibok</td><td>0-0</td><td>0-0</td><td>0-0</td><td>1-1-2</td><td>1</td><td>0</td><td>0</td><td>1</td><td>0</td><td>3</td></tr><tr><td>Chris Allen</td><td>3-10</td><td>0-4</td><td>0-0</td><td>3-1-4</td><td>1</td><td>6</td><td>0</td><td>1</td><td>0</td><td>26</td></tr><tr><td>Durrell Summers</td><td>0-3</td><td>0-2</td><td>1-2</td><td>1-0-1</td><td>0</td><td>1</td><td>0</td><td>2</td><td>0</td><td>9</td></tr><tr><td>Draymond Green</td><td>0-0</td><td>0-0</td><td>0-0</td><td>1-0-1</td><td>0</td><td>0</td><td>1</td><td>0</td><td>0</td><td>4</td></tr><tr><td>Korie Lucious</td><td>1-2</td><td>1-2</td><td>0-0</td><td>0-0-0</td><td>1</td><td>3</td><td>1</td><td>4</td><td>0</td><td>6</td></tr><tr><td>Marquise Gray</td><td>4-5</td><td>0-0</td><td>3-3</td><td>3-3-6</td><td>0</td><td>11</td><td>0</td><td>2</td><td>0</td><td>15</td></tr><tr><td>Team</td><td></td><td></td><td>2-1-3</td><td></td><td></td><td></td><td></td><td></td><td></td><td></td></tr><tr><td>Totals</td><td>22-55</td><td>3-14</td><td>13-23</td><td>18-24-42</td><td>17</td><td>63</td><td>14</td><td>18</td><td>1</td><td>5 200</td></tr></table> <table><tr><td>Total FG%</td><td>1st: 10-24 (41.7%)</td><td>2nd: 12-31 (38.7%)</td><td>Game: 40.0%</td></tr><tr><td>3-Pt FG%</td><td>1st: 2-8 (25.0%)</td><td>2nd: 1-6 (16.7%)</td><td>Game: 21.4%</td></tr><tr><td>F Throw%</td><td>1st: 5-7 (71.4%)</td><td>2nd: 11-16 (68.8%)</td><td>Game: 69.6%</td></tr></table>			Michigan State	FG	3FG	FT	O-D-R	PFPTS	A	TO	B	S	MIN	Kalin Lucas, g	3-13	0-3	4-4	2-0-2	2	10	3	0	1	34	Raymar Morgan, f	2-5	0-1	4-5	1-7-8	2	8	2	0	0	31	Travis Walton, g	3-5	0-0	1-4	1-2-3	3	7	4	2	0	30	Delvon Roe, f	1-4	0-0	3-5	2-4-6	2	5	1	1	0	16	Goran Suton, f	5-8	2-2	0-0	1-5-6	4	12	2	2	0	26	Idong Ibok	0-0	0-0	0-0	1-1-2	1	0	0	1	0	3	Chris Allen	3-10	0-4	0-0	3-1-4	1	6	0	1	0	26	Durrell Summers	0-3	0-2	1-2	1-0-1	0	1	0	2	0	9	Draymond Green	0-0	0-0	0-0	1-0-1	0	0	1	0	0	4	Korie Lucious	1-2	1-2	0-0	0-0-0	1	3	1	4	0	6	Marquise Gray	4-5	0-0	3-3	3-3-6	0	11	0	2	0	15	Team			2-1-3								Totals	22-55	3-14	13-23	18-24-42	17	63	14	18	1	5 200	Total FG%	1st: 10-24 (41.7%)	2nd: 12-31 (38.7%)	Game: 40.0%	3-Pt FG%	1st: 2-8 (25.0%)	2nd: 1-6 (16.7%)	Game: 21.4%	F Throw%	1st: 5-7 (71.4%)	2nd: 11-16 (68.8%)	Game: 69.6%	<table><tr><td>Michigan State</td><td>FG</td><td>3FG</td><td>FT</td><td>O-D-R</td><td>PFPTS</td><td>A</td><td>TO</td><td>B</td><td>S</td><td>MIN</td></tr><tr><td>Kalin Lucas, g</td><td>7-12</td><td>3-6</td><td>3-3</td><td>2-4-6</td><td>1</td><td>20</td><td>2</td><td>6</td><td>0</td><td>37</td></tr><tr><td>Chris Allen, g</td><td>1-11</td><td>0-8</td><td>4-4</td><td>1-4-5</td><td>4</td><td>6</td><td>2</td><td>7</td><td>0</td><td>26</td></tr><tr><td>Travis Walton, g</td><td>1-3</td><td>0-0</td><td>0-0</td><td>0-1-1</td><td>2</td><td>2</td><td>2</td><td>1</td><td>0</td><td>1</td></tr><tr><td>Delvon Roe, f</td><td>2-2</td><td>0-0</td><td>0-0</td><td>1-1-2</td><td>1</td><td>4</td><td>0</td><td>1</td><td>0</td><td>12</td></tr><tr><td>Goran Suton, f</td><td>3-6</td><td>0-1</td><td>9-14</td><td>10-14</td><td>0</td><td>15</td><td>2</td><td>1</td><td>0</td><td>29</td></tr><tr><td>Raymar Morgan</td><td>0-0</td><td>0-0</td><td>1-2</td><td>0-1-1</td><td>4</td><td>1</td><td>2</td><td>0</td><td>0</td><td>18</td></tr><tr><td>Durrell Summers</td><td>4-9</td><td>1-4</td><td>2-2</td><td>1-2-3</td><td>2</td><td>11</td><td>1</td><td>1</td><td>0</td><td>24</td></tr><tr><td>Draymond Green</td><td>0-1</td><td>0-0</td><td>1-2</td><td>2-0-2</td><td>0</td><td>1</td><td>0</td><td>0</td><td>1</td><td>3</td></tr><tr><td>Korie Lucious</td><td>1-2</td><td>1-2</td><td>0-0</td><td>0-1-1</td><td>5</td><td>3</td><td>1</td><td>1</td><td>0</td><td>9</td></tr><tr><td>Marquise Gray</td><td>0-1</td><td>0-0</td><td>0-0</td><td>1-3-4</td><td>1</td><td>0</td><td>0</td><td>0</td><td>0</td><td>8</td></tr><tr><td>Team</td><td></td><td></td><td>0-0-0</td><td></td><td></td><td></td><td></td><td></td><td></td><td></td></tr><tr><td>Totals</td><td>19-47</td><td>5-21</td><td>20-24</td><td>12-27-39</td><td>20</td><td>63</td><td>12</td><td>18</td><td>2</td><td>4 200</td></tr></table> <table><tr><td>Total FG%</td><td>1st: 10-25 (40.0%)</td><td>2nd: 9-22 (40.9%)</td><td>Game: 40.4%</td></tr><tr><td>3-Pt FG%</td><td>1st: 3-9 (33.3%)</td><td>2nd: 2-12 (16.7%)</td><td>Game: 23.8%</td></tr><tr><td>F Throw%</td><td>1st: 11-14 (78.6%)</td><td>2nd: 9-10 (90.0%)</td><td>Game: 83.3%</td></tr></table>			Michigan State	FG	3FG	FT	O-D-R	PFPTS	A	TO	B	S	MIN	Kalin Lucas, g	7-12	3-6	3-3	2-4-6	1	20	2	6	0	37	Chris Allen, g	1-11	0-8	4-4	1-4-5	4	6	2	7	0	26	Travis Walton, g	1-3	0-0	0-0	0-1-1	2	2	2	1	0	1	Delvon Roe, f	2-2	0-0	0-0	1-1-2	1	4	0	1	0	12	Goran Suton, f	3-6	0-1	9-14	10-14	0	15	2	1	0	29	Raymar Morgan	0-0	0-0	1-2	0-1-1	4	1	2	0	0	18	Durrell Summers	4-9	1-4	2-2	1-2-3	2	11	1	1	0	24	Draymond Green	0-1	0-0	1-2	2-0-2	0	1	0	0	1	3	Korie Lucious	1-2	1-2	0-0	0-1-1	5	3	1	1	0	9	Marquise Gray	0-1	0-0	0-0	1-3-4	1	0	0	0	0	8	Team			0-0-0								Totals	19-47	5-21	20-24	12-27-39	20	63	12	18	2	4 200	Total FG%	1st: 10-25 (40.0%)	2nd: 9-22 (40.9%)	Game: 40.4%	3-Pt FG%	1st: 3-9 (33.3%)	2nd: 2-12 (16.7%)	Game: 23.8%	F Throw%	1st: 11-14 (78.6%)	2nd: 9-10 (90.0%)	Game: 83.3%
Michigan State	FG	3FG	FT	O-D-R	PFPTS	A	TO	B	S	MIN																																																																																																																																																																																																																																																																																																																																																																																																																																																																																																					
Raymar Morgan, f	7-9	0-0	3-4	1-4-5	4	17	2	1	0	30																																																																																																																																																																																																																																																																																																																																																																																																																																																																																																					
Delvon Roe, f	2-2	0-0	1-3	5-0-5	2	5	3	1	0	17																																																																																																																																																																																																																																																																																																																																																																																																																																																																																																					
Goran Suton, c	6-12	1-2	0-1	4-10-14	1	13	0	1	0	33																																																																																																																																																																																																																																																																																																																																																																																																																																																																																																					
Kalin Lucas, g	3-13	1-5	8-10	1-1-2	3	15	4	1	0	33																																																																																																																																																																																																																																																																																																																																																																																																																																																																																																					
Travis Walton, g	3-7	0-0	0-0	1-3-4	4	6	6	1	0	31																																																																																																																																																																																																																																																																																																																																																																																																																																																																																																					
Idong Ibok	1-1	0-0	0-0	1-0-1	2	2	0	1	0	2																																																																																																																																																																																																																																																																																																																																																																																																																																																																																																					
Chris Allen	2-4	1-3	2-2	0-2-2	3	7	0	2	0	13																																																																																																																																																																																																																																																																																																																																																																																																																																																																																																					
Durrell Summers	3-8	1-4	3-4	0-3-3	2	10	2	2	0	28																																																																																																																																																																																																																																																																																																																																																																																																																																																																																																					
Draymond Green	0-0	0-0	0-2	1-0-1	0	0	0	1	0	7																																																																																																																																																																																																																																																																																																																																																																																																																																																																																																					
Korie Lucious	0-1	0-1	0-0	0-0-0	2	0	2	0	0	8																																																																																																																																																																																																																																																																																																																																																																																																																																																																																																					
Marquise Gray	1-1	0-0	1-1	1-1-2	2	3	0	2	0	8																																																																																																																																																																																																																																																																																																																																																																																																																																																																																																					
Team			2-0-2																																																																																																																																																																																																																																																																																																																																																																																																																																																																																																												
Totals	28-58	4-15	18-27	17-24-41	25	78	19	12	1	6 200																																																																																																																																																																																																																																																																																																																																																																																																																																																																																																					
Total FG%	1st: 17-30 (56.7%)	2nd: 11-28 (39.3%)	Game: 48.3%																																																																																																																																																																																																																																																																																																																																																																																																																																																																																																												
3-Pt FG%	1st: 4-8 (50.0%)	2nd: 0-7 (0.0%)	Game: 26.7%																																																																																																																																																																																																																																																																																																																																																																																																																																																																																																												
F Throw%	1st: 4-4 (100%)	2nd: 14-23 (60.9%)	Game: 66.7%																																																																																																																																																																																																																																																																																																																																																																																																																																																																																																												
Michigan State	FG	3FG	FT	O-D-R	PFPTS	A	TO	B	S	MIN																																																																																																																																																																																																																																																																																																																																																																																																																																																																																																					
Kalin Lucas, g	3-13	0-3	4-4	2-0-2	2	10	3	0	1	34																																																																																																																																																																																																																																																																																																																																																																																																																																																																																																					
Raymar Morgan, f	2-5	0-1	4-5	1-7-8	2	8	2	0	0	31																																																																																																																																																																																																																																																																																																																																																																																																																																																																																																					
Travis Walton, g	3-5	0-0	1-4	1-2-3	3	7	4	2	0	30																																																																																																																																																																																																																																																																																																																																																																																																																																																																																																					
Delvon Roe, f	1-4	0-0	3-5	2-4-6	2	5	1	1	0	16																																																																																																																																																																																																																																																																																																																																																																																																																																																																																																					
Goran Suton, f	5-8	2-2	0-0	1-5-6	4	12	2	2	0	26																																																																																																																																																																																																																																																																																																																																																																																																																																																																																																					
Idong Ibok	0-0	0-0	0-0	1-1-2	1	0	0	1	0	3																																																																																																																																																																																																																																																																																																																																																																																																																																																																																																					
Chris Allen	3-10	0-4	0-0	3-1-4	1	6	0	1	0	26																																																																																																																																																																																																																																																																																																																																																																																																																																																																																																					
Durrell Summers	0-3	0-2	1-2	1-0-1	0	1	0	2	0	9																																																																																																																																																																																																																																																																																																																																																																																																																																																																																																					
Draymond Green	0-0	0-0	0-0	1-0-1	0	0	1	0	0	4																																																																																																																																																																																																																																																																																																																																																																																																																																																																																																					
Korie Lucious	1-2	1-2	0-0	0-0-0	1	3	1	4	0	6																																																																																																																																																																																																																																																																																																																																																																																																																																																																																																					
Marquise Gray	4-5	0-0	3-3	3-3-6	0	11	0	2	0	15																																																																																																																																																																																																																																																																																																																																																																																																																																																																																																					
Team			2-1-3																																																																																																																																																																																																																																																																																																																																																																																																																																																																																																												
Totals	22-55	3-14	13-23	18-24-42	17	63	14	18	1	5 200																																																																																																																																																																																																																																																																																																																																																																																																																																																																																																					
Total FG%	1st: 10-24 (41.7%)	2nd: 12-31 (38.7%)	Game: 40.0%																																																																																																																																																																																																																																																																																																																																																																																																																																																																																																												
3-Pt FG%	1st: 2-8 (25.0%)	2nd: 1-6 (16.7%)	Game: 21.4%																																																																																																																																																																																																																																																																																																																																																																																																																																																																																																												
F Throw%	1st: 5-7 (71.4%)	2nd: 11-16 (68.8%)	Game: 69.6%																																																																																																																																																																																																																																																																																																																																																																																																																																																																																																												
Michigan State	FG	3FG	FT	O-D-R	PFPTS	A	TO	B	S	MIN																																																																																																																																																																																																																																																																																																																																																																																																																																																																																																					
Kalin Lucas, g	7-12	3-6	3-3	2-4-6	1	20	2	6	0	37																																																																																																																																																																																																																																																																																																																																																																																																																																																																																																					
Chris Allen, g	1-11	0-8	4-4	1-4-5	4	6	2	7	0	26																																																																																																																																																																																																																																																																																																																																																																																																																																																																																																					
Travis Walton, g	1-3	0-0	0-0	0-1-1	2	2	2	1	0	1																																																																																																																																																																																																																																																																																																																																																																																																																																																																																																					
Delvon Roe, f	2-2	0-0	0-0	1-1-2	1	4	0	1	0	12																																																																																																																																																																																																																																																																																																																																																																																																																																																																																																					
Goran Suton, f	3-6	0-1	9-14	10-14	0	15	2	1	0	29																																																																																																																																																																																																																																																																																																																																																																																																																																																																																																					
Raymar Morgan	0-0	0-0	1-2	0-1-1	4	1	2	0	0	18																																																																																																																																																																																																																																																																																																																																																																																																																																																																																																					
Durrell Summers	4-9	1-4	2-2	1-2-3	2	11	1	1	0	24																																																																																																																																																																																																																																																																																																																																																																																																																																																																																																					
Draymond Green	0-1	0-0	1-2	2-0-2	0	1	0	0	1	3																																																																																																																																																																																																																																																																																																																																																																																																																																																																																																					
Korie Lucious	1-2	1-2	0-0	0-1-1	5	3	1	1	0	9																																																																																																																																																																																																																																																																																																																																																																																																																																																																																																					
Marquise Gray	0-1	0-0	0-0	1-3-4	1	0	0	0	0	8																																																																																																																																																																																																																																																																																																																																																																																																																																																																																																					
Team			0-0-0																																																																																																																																																																																																																																																																																																																																																																																																																																																																																																												
Totals	19-47	5-21	20-24	12-27-39	20	63	12	18	2	4 200																																																																																																																																																																																																																																																																																																																																																																																																																																																																																																					
Total FG%	1st: 10-25 (40.0%)	2nd: 9-22 (40.9%)	Game: 40.4%																																																																																																																																																																																																																																																																																																																																																																																																																																																																																																												
3-Pt FG%	1st: 3-9 (33.3%)	2nd: 2-12 (16.7%)	Game: 23.8%																																																																																																																																																																																																																																																																																																																																																																																																																																																																																																												
F Throw%	1st: 11-14 (78.6%)	2nd: 9-10 (90.0%)	Game: 83.3%																																																																																																																																																																																																																																																																																																																																																																																																																																																																																																												
Penn State			Illinois			Northwestern																																																																																																																																																																																																																																																																																																																																																																																																																																																																																																									
<table><tr><td>Jamelle Cornley, f</td><td>9-15</td><td>1-1</td><td>7-10</td><td>2-2-4</td><td>2</td><td>26</td><td>2</td><td>1</td><td>0</td><td>40</td></tr><tr><td>Jeff Brooks, f</td><td>1-3</td><td>0-2</td><td>0-0</td><td>0-1-1</td><td>3</td><td>2</td><td>0</td><td>1</td><td>0</td><td>19</td></tr><tr><td>Andrew Jones, c</td><td>1-1</td><td>0-0</td><td>2-3</td><td>2-3-5</td><td>4</td><td>4</td><td>0</td><td>0</td><td>0</td><td>24</td></tr><tr><td>Stanley Pringle, g</td><td>2-11</td><td>1-4</td><td>3-5</td><td>0-3-3</td><td>5</td><td>8</td><td>3</td><td>0</td><td>1</td><td>32</td></tr><tr><td>Talor Battle, g</td><td>5-11</td><td>3-8</td><td>7-9</td><td>0-5-5</td><td>5</td><td>20</td><td>5</td><td>4</td><td>0</td><td>40</td></tr><tr><td>Chris Babb</td><td>2-4</td><td>2-4</td><td>0-0</td><td>0-1-1</td><td>0</td><td>6</td><td>0</td><td>0</td><td>2</td><td>14</td></tr><tr><td>David Jackson</td><td>0-0</td><td>0-0</td><td>0-0</td><td>0-0-0</td><td>0</td><td>0</td><td>0</td><td>1</td><td>0</td><td>6</td></tr><tr><td>Cammeron Woodyard</td><td>0-0</td><td>0-0</td><td>0-0</td><td>0-0-0</td><td>0</td><td>0</td><td>0</td><td>0</td><td>0</td><td>00+</td></tr><tr><td>Danny Morrissey</td><td>1-4</td><td>1-4</td><td>0-0</td><td>0-1-1</td><td>1</td><td>3</td><td>0</td><td>0</td><td>1</td><td>15</td></tr><tr><td>Andrew Ott</td><td>2-3</td><td>0-0</td><td>0-0</td><td>2-1-3</td><td>3</td><td>4</td><td>1</td><td>1</td><td>0</td><td>10</td></tr><tr><td>Team</td><td></td><td></td><td>1-0-1</td><td></td><td></td><td></td><td></td><td></td><td></td><td></td></tr><tr><td>Totals</td><td>23-52</td><td>8-23</td><td>19-27</td><td>7-17-24</td><td>23</td><td>73</td><td>11</td><td>8</td><td>2</td><td>4 200</td></tr></table> <table><tr><td>Total FG%</td><td>1st: 11-27 (40.7%)</td><td>2nd: 12-25 (48.0%)</td><td>Game: 44.2%</td></tr><tr><td>3-Pt FG%</td><td>1st: 4-13 (30.8%)</td><td>2nd: 4-10 (40.0%)</td><td>Game: 34.8%</td></tr><tr><td>F Throw%</td><td>1st: 3-5 (60.0%)</td><td>2nd: 16-22 (72.7%)</td><td>Game: 70.4%</td></tr></table>			Jamelle Cornley, f	9-15	1-1	7-10	2-2-4	2	26	2	1	0	40	Jeff Brooks, f	1-3	0-2	0-0	0-1-1	3	2	0	1	0	19	Andrew Jones, c	1-1	0-0	2-3	2-3-5	4	4	0	0	0	24	Stanley Pringle, g	2-11	1-4	3-5	0-3-3	5	8	3	0	1	32	Talor Battle, g	5-11	3-8	7-9	0-5-5	5	20	5	4	0	40	Chris Babb	2-4	2-4	0-0	0-1-1	0	6	0	0	2	14	David Jackson	0-0	0-0	0-0	0-0-0	0	0	0	1	0	6	Cammeron Woodyard	0-0	0-0	0-0	0-0-0	0	0	0	0	0	00+	Danny Morrissey	1-4	1-4	0-0	0-1-1	1	3	0	0	1	15	Andrew Ott	2-3	0-0	0-0	2-1-3	3	4	1	1	0	10	Team			1-0-1								Totals	23-52	8-23	19-27	7-17-24	23	73	11	8	2	4 200	Total FG%	1st: 11-27 (40.7%)	2nd: 12-25 (48.0%)	Game: 44.2%	3-Pt FG%	1st: 4-13 (30.8%)	2nd: 4-10 (40.0%)	Game: 34.8%	F Throw%	1st: 3-5 (60.0%)	2nd: 16-22 (72.7%)	Game: 70.4%	<table><tr><td>Trent Meacham, g</td><td>1-7</td><td>0-1</td><td>2-4-6</td><td>4</td><td>3</td><td>0</td><td>2</td><td>0</td><td>0</td><td>25</td></tr><tr><td>Chester Frazier, g</td><td>0-1</td><td>0-1</td><td>1-2</td><td>2-5-7</td><td>1</td><td>1</td><td>5</td><td>1</td><td>0</td><td>32</td></tr><tr><td>Mike Davis, f</td><td>4-7</td><td>0-0</td><td>2-3</td><td>1-3-4</td><td>4</td><td>10</td><td>3</td><td>3</td><td>0</td><td>33</td></tr><tr><td>Demetri McCamey, g</td><td>0-9</td><td>0-7</td><td>3-4</td><td>0-0-02</td><td>3</td><td>7</td><td>3</td><td>0</td><td>0</td><td>234</td></tr><tr><td>Mike Tisdale, g</td><td>3-5</td><td>0-0</td><td>2-2</td><td>0-3-3</td><td>4</td><td>8</td><td>1</td><td>1</td><td>0</td><td>16</td></tr><tr><td>Jeff Jordan</td><td>0-0</td><td>0-0</td><td>0-0</td><td>0-0-0</td><td>0</td><td>0</td><td>0</td><td>0</td><td>0</td><td>3</td></tr><tr><td>Dominique Keller</td><td>2-4</td><td>0-1</td><td>0-0</td><td>0-1-1</td><td>2</td><td>4</td><td>0</td><td>0</td><td>0</td><td>9</td></tr><tr><td>Calvin Brock</td><td>6-8</td><td>1-2</td><td>0-1</td><td>1-1-2</td><td>3</td><td>13</td><td>2</td><td>1</td><td>0</td><td>22</td></tr><tr><td>Alex Legion</td><td>6-13</td><td>3-5</td><td>0-0</td><td>3-0-3</td><td>1</td><td>15</td><td>1</td><td>4</td><td>0</td><td>23</td></tr><tr><td>Richard Semrau</td><td>0-0</td><td>0-0</td><td>0-0</td><td>0-0-0</td><td>1</td><td>0</td><td>0</td><td>1</td><td>0</td><td>3</td></tr><tr><td>Team</td><td></td><td></td><td>3-1-4</td><td></td><td></td><td></td><td></td><td></td><td></td><td></td></tr><tr><td>Totals</td><td>22-54</td><td>5-23</td><td>8-13</td><td>12-18-30</td><td>22</td><td>57</td><td>19</td><td>18</td><td>1</td><td>5 200</td></tr></table> <table><tr><td>Total FG%</td><td>1st: 13-27 (48.1%)</td><td>2nd: 9-27 (33.3%)</td><td>Game: 40.7%</td></tr><tr><td>3-Pt FG%</td><td>1st: 3-10 (30.0%)</td><td>2nd: 2-13 (15.4%)</td><td>Game: 21.7%</td></tr><tr><td>F Throw%</td><td>1st: 5-6 (83.3%)</td><td>2nd: 3-7 (42.9%)</td><td>Game: 61.5%</td></tr></table>			Trent Meacham, g	1-7	0-1	2-4-6	4	3	0	2	0	0	25	Chester Frazier, g	0-1	0-1	1-2	2-5-7	1	1	5	1	0	32	Mike Davis, f	4-7	0-0	2-3	1-3-4	4	10	3	3	0	33	Demetri McCamey, g	0-9	0-7	3-4	0-0-02	3	7	3	0	0	234	Mike Tisdale, g	3-5	0-0	2-2	0-3-3	4	8	1	1	0	16	Jeff Jordan	0-0	0-0	0-0	0-0-0	0	0	0	0	0	3	Dominique Keller	2-4	0-1	0-0	0-1-1	2	4	0	0	0	9	Calvin Brock	6-8	1-2	0-1	1-1-2	3	13	2	1	0	22	Alex Legion	6-13	3-5	0-0	3-0-3	1	15	1	4	0	23	Richard Semrau	0-0	0-0	0-0	0-0-0	1	0	0	1	0	3	Team			3-1-4								Totals	22-54	5-23	8-13	12-18-30	22	57	19	18	1	5 200	Total FG%	1st: 13-27 (48.1%)	2nd: 9-27 (33.3%)	Game: 40.7%	3-Pt FG%	1st: 3-10 (30.0%)	2nd: 2-13 (15.4%)	Game: 21.7%	F Throw%	1st: 5-6 (83.3%)	2nd: 3-7 (42.9%)	Game: 61.5%	<table><tr><td>Craig Moore, g</td><td>3-11</td><td>2-10</td><td>3-4</td><td>1-1-2</td><td>3</td><td>11</td><td>2</td><td>1</td><td>1</td><td>39</td></tr><tr><td>Michael Thompson, g</td><td>6-13</td><td>4-8</td><td>4-5</td><td>0-1-1</td><td>3</td><td>20</td><td>3</td><td>1</td><td>0</td><td>38</td></tr><tr><td>John Shurna, f</td><td>0-1</td><td>0-1</td><td>0-0</td><td>0-0-0</td><td>0</td><td>0</td><td>0</td><td>0</td><td>0</td><td>6</td></tr><tr><td>Kevin Coble, f</td><td>10-16</td><td>3-8</td><td>8-9</td><td>2-2-4</td><td>0</td><td>31</td><td>1</td><td>2</td><td>0</td><td>48</td></tr><tr><td>Kyle Rowley, c</td><td>1-3</td><td>0-0</td><td>0-0</td><td>0-2-2</td><td>3</td><td>2</td><td>1</td><td>1</td><td>0</td><td>11</td></tr><tr><td>Jeff Ryan</td><td>0-1</td><td>0-0</td><td>0-0</td><td>1-1-2</td><td>2</td><td>0</td><td>1</td><td>0</td><td>0</td><td>7</td></tr><tr><td>Luka Mirkovic</td><td>1-2</td><td>0-0</td><td>0-0</td><td>0-4-4</td><td>4</td><td>2</td><td>1</td><td>0</td><td>0</td><td>17</td></tr><tr><td>Ivan Peljusic</td><td>2-2</td><td>0-0</td><td>0-0</td><td>1-0-1</td><td>1</td><td>4</td><td>0</td><td>2</td><td>0</td><td>4</td></tr><tr><td>Jeremy Nash</td><td>0-3</td><td>0-1</td><td>0-1</td><td>0-3-3</td><td>4</td><td>0</td><td>3</td><td>0</td><td>1</td><td>28</td></tr><tr><td>Davide Curretti</td><td>0-0</td><td>0-0</td><td>0-0</td><td>0-0-0</td><td>2</td><td>0</td><td>1</td><td>0</td><td>0</td><td>7</td></tr><tr><td>Sterling Williams</td><td>0-2</td><td>0-0</td><td>0-0</td><td>0-0-0</td><td>2</td><td>0</td><td>0</td><td>0</td><td>0</td><td>5</td></tr><tr><td>Team</td><td></td><td></td><td>2-2-4</td><td></td><td></td><td></td><td></td><td></td><td></td><td></td></tr><tr><td>Totals</td><td>23-54</td><td>9-28</td><td>15-19</td><td>7-16-23</td><td>24</td><td>70</td><td>13</td><td>7</td><td>1</td><td>9 200</td></tr></table> <table><tr><td>Total FG%</td><td>1st: 12-31 (38.7%)</td><td>2nd: 11-23 (47.8%)</td><td>Game: 42.6%</td></tr><tr><td>3-Pt FG%</td><td>1st: 4-16 (25.0%)</td><td>2nd: 5-12 (41.7%)</td><td>Game: 32.1%</td></tr><tr><td>F Throw%</td><td>1st: 5-5 (100%)</td><td>2nd: 10-14 (71.4%)</td><td>Game: 78.9%</td></tr></table>			Craig Moore, g	3-11	2-10	3-4	1-1-2	3	11	2	1	1	39	Michael Thompson, g	6-13	4-8	4-5	0-1-1	3	20	3	1	0	38	John Shurna, f	0-1	0-1	0-0	0-0-0	0	0	0	0	0	6	Kevin Coble, f	10-16	3-8	8-9	2-2-4	0	31	1	2	0	48	Kyle Rowley, c	1-3	0-0	0-0	0-2-2	3	2	1	1	0	11	Jeff Ryan	0-1	0-0	0-0	1-1-2	2	0	1	0	0	7	Luka Mirkovic	1-2	0-0	0-0	0-4-4	4	2	1	0	0	17	Ivan Peljusic	2-2	0-0	0-0	1-0-1	1	4	0	2	0	4	Jeremy Nash	0-3	0-1	0-1	0-3-3	4	0	3	0	1	28	Davide Curretti	0-0	0-0	0-0	0-0-0	2	0	1	0	0	7	Sterling Williams	0-2	0-0	0-0	0-0-0	2	0	0	0	0	5	Team			2-2-4								Totals	23-54	9-28	15-19	7-16-23	24	70	13	7	1	9 200	Total FG%	1st: 12-31 (38.7%)	2nd: 11-23 (47.8%)	Game: 42.6%	3-Pt FG%	1st: 4-16 (25.0%)	2nd: 5-12 (41.7%)	Game: 32.1%	F Throw%	1st: 5-5 (100%)	2nd: 10-14 (71.4%)	Game: 78.9%																																												
Jamelle Cornley, f	9-15	1-1	7-10	2-2-4	2	26	2	1	0	40																																																																																																																																																																																																																																																																																																																																																																																																																																																																																																					
Jeff Brooks, f	1-3	0-2	0-0	0-1-1	3	2	0	1	0	19																																																																																																																																																																																																																																																																																																																																																																																																																																																																																																					
Andrew Jones, c	1-1	0-0	2-3	2-3-5	4	4	0	0	0	24																																																																																																																																																																																																																																																																																																																																																																																																																																																																																																					
Stanley Pringle, g	2-11	1-4	3-5	0-3-3	5	8	3	0	1	32																																																																																																																																																																																																																																																																																																																																																																																																																																																																																																					
Talor Battle, g	5-11	3-8	7-9	0-5-5	5	20	5	4	0	40																																																																																																																																																																																																																																																																																																																																																																																																																																																																																																					
Chris Babb	2-4	2-4	0-0	0-1-1	0	6	0	0	2	14																																																																																																																																																																																																																																																																																																																																																																																																																																																																																																					
David Jackson	0-0	0-0	0-0	0-0-0	0	0	0	1	0	6																																																																																																																																																																																																																																																																																																																																																																																																																																																																																																					
Cammeron Woodyard	0-0	0-0	0-0	0-0-0	0	0	0	0	0	00+																																																																																																																																																																																																																																																																																																																																																																																																																																																																																																					
Danny Morrissey	1-4	1-4	0-0	0-1-1	1	3	0	0	1	15																																																																																																																																																																																																																																																																																																																																																																																																																																																																																																					
Andrew Ott	2-3	0-0	0-0	2-1-3	3	4	1	1	0	10																																																																																																																																																																																																																																																																																																																																																																																																																																																																																																					
Team			1-0-1																																																																																																																																																																																																																																																																																																																																																																																																																																																																																																												
Totals	23-52	8-23	19-27	7-17-24	23	73	11	8	2	4 200																																																																																																																																																																																																																																																																																																																																																																																																																																																																																																					
Total FG%	1st: 11-27 (40.7%)	2nd: 12-25 (48.0%)	Game: 44.2%																																																																																																																																																																																																																																																																																																																																																																																																																																																																																																												
3-Pt FG%	1st: 4-13 (30.8%)	2nd: 4-10 (40.0%)	Game: 34.8%																																																																																																																																																																																																																																																																																																																																																																																																																																																																																																												
F Throw%	1st: 3-5 (60.0%)	2nd: 16-22 (72.7%)	Game: 70.4%																																																																																																																																																																																																																																																																																																																																																																																																																																																																																																												
Trent Meacham, g	1-7	0-1	2-4-6	4	3	0	2	0	0	25																																																																																																																																																																																																																																																																																																																																																																																																																																																																																																					
Chester Frazier, g	0-1	0-1	1-2	2-5-7	1	1	5	1	0	32																																																																																																																																																																																																																																																																																																																																																																																																																																																																																																					
Mike Davis, f	4-7	0-0	2-3	1-3-4	4	10	3	3	0	33																																																																																																																																																																																																																																																																																																																																																																																																																																																																																																					
Demetri McCamey, g	0-9	0-7	3-4	0-0-02	3	7	3	0	0	234																																																																																																																																																																																																																																																																																																																																																																																																																																																																																																					
Mike Tisdale, g	3-5	0-0	2-2	0-3-3	4	8	1	1	0	16																																																																																																																																																																																																																																																																																																																																																																																																																																																																																																					
Jeff Jordan	0-0	0-0	0-0	0-0-0	0	0	0	0	0	3																																																																																																																																																																																																																																																																																																																																																																																																																																																																																																					
Dominique Keller	2-4	0-1	0-0	0-1-1	2	4	0	0	0	9																																																																																																																																																																																																																																																																																																																																																																																																																																																																																																					
Calvin Brock	6-8	1-2	0-1	1-1-2	3	13	2	1	0	22																																																																																																																																																																																																																																																																																																																																																																																																																																																																																																					
Alex Legion	6-13	3-5	0-0	3-0-3	1	15	1	4	0	23																																																																																																																																																																																																																																																																																																																																																																																																																																																																																																					
Richard Semrau	0-0	0-0	0-0	0-0-0	1	0	0	1	0	3																																																																																																																																																																																																																																																																																																																																																																																																																																																																																																					
Team			3-1-4																																																																																																																																																																																																																																																																																																																																																																																																																																																																																																												
Totals	22-54	5-23	8-13	12-18-30	22	57	19	18	1	5 200																																																																																																																																																																																																																																																																																																																																																																																																																																																																																																					
Total FG%	1st: 13-27 (48.1%)	2nd: 9-27 (33.3%)	Game: 40.7%																																																																																																																																																																																																																																																																																																																																																																																																																																																																																																												
3-Pt FG%	1st: 3-10 (30.0%)	2nd: 2-13 (15.4%)	Game: 21.7%																																																																																																																																																																																																																																																																																																																																																																																																																																																																																																												
F Throw%	1st: 5-6 (83.3%)	2nd: 3-7 (42.9%)	Game: 61.5%																																																																																																																																																																																																																																																																																																																																																																																																																																																																																																												
Craig Moore, g	3-11	2-10	3-4	1-1-2	3	11	2	1	1	39																																																																																																																																																																																																																																																																																																																																																																																																																																																																																																					
Michael Thompson, g	6-13	4-8	4-5	0-1-1	3	20	3	1	0	38																																																																																																																																																																																																																																																																																																																																																																																																																																																																																																					
John Shurna, f	0-1	0-1	0-0	0-0-0	0	0	0	0	0	6																																																																																																																																																																																																																																																																																																																																																																																																																																																																																																					
Kevin Coble, f	10-16	3-8	8-9	2-2-4	0	31	1	2	0	48																																																																																																																																																																																																																																																																																																																																																																																																																																																																																																					
Kyle Rowley, c	1-3	0-0	0-0	0-2-2	3	2	1	1	0	11																																																																																																																																																																																																																																																																																																																																																																																																																																																																																																					
Jeff Ryan	0-1	0-0	0-0	1-1-2	2	0	1	0	0	7																																																																																																																																																																																																																																																																																																																																																																																																																																																																																																					
Luka Mirkovic	1-2	0-0	0-0	0-4-4	4	2	1	0	0	17																																																																																																																																																																																																																																																																																																																																																																																																																																																																																																					
Ivan Peljusic	2-2	0-0	0-0	1-0-1	1	4	0	2	0	4																																																																																																																																																																																																																																																																																																																																																																																																																																																																																																					
Jeremy Nash	0-3	0-1	0-1	0-3-3	4	0	3	0	1	28																																																																																																																																																																																																																																																																																																																																																																																																																																																																																																					
Davide Curretti	0-0	0-0	0-0	0-0-0	2	0	1	0	0	7																																																																																																																																																																																																																																																																																																																																																																																																																																																																																																					
Sterling Williams	0-2	0-0	0-0	0-0-0	2	0	0	0	0	5																																																																																																																																																																																																																																																																																																																																																																																																																																																																																																					
Team			2-2-4																																																																																																																																																																																																																																																																																																																																																																																																																																																																																																												
Totals	23-54	9-28	15-19	7-16-23	24	70	13	7	1	9 200																																																																																																																																																																																																																																																																																																																																																																																																																																																																																																					
Total FG%	1st: 12-31 (38.7%)	2nd: 11-23 (47.8%)	Game: 42.6%																																																																																																																																																																																																																																																																																																																																																																																																																																																																																																												
3-Pt FG%	1st: 4-16 (25.0%)	2nd: 5-12 (41.7%)	Game: 32.1%																																																																																																																																																																																																																																																																																																																																																																																																																																																																																																												
F Throw%	1st: 5-5 (100%)	2nd: 10-14 (71.4%)	Game: 78.9%																																																																																																																																																																																																																																																																																																																																																																																																																																																																																																												
Officials: John Hughes, Steve Skiles, Eugene Crawford Jr. Attendance: 10,270 Halftime Score: MSU 42-29 Record: MSU 14-2, 4-0; Penn State 13-5, 2-3			Officials: Donnee Gray, David Maracich, Dwayne Gladden Attendance: 14,759 Halftime Score: Illinois 34-27 Record: MSU 15-2, 5-0; Illinois 15-3, 3-2			Officials: Ed Hightower, Reggie Greenwood, Antonio Petty Attendance: 14,759 Halftime Score: MSU 34-33 Record: MSU 15-3, 5-1; Northwestern 10-6, 2-4																																																																																																																																																																																																																																																																																																																																																																																																																																																																																																									

NCAA TOURNAMENT FINAL FOUR • APRIL 4 & 6, 2009

	#7/7 MICHIGAN STATE	78		#9/9 MICHIGAN STATE	71		PENN STATE	72																																																																																																																																																																																																																																																																																																																																																																																																																																																																																																															
	OHIO STATE	67		IOWA	56		#9/9 MICHIGAN STATE	68																																																																																																																																																																																																																																																																																																																																																																																																																																																																																																															
#19 Jan. 25, 2009 • Columbus, Ohio Value City Arena			#20 Jan. 29, 2009 • Iowa City, Iowa Carver-Hawkeye Arena			#21 Feb. 1, 2009 • East Lansing, Mich. Breslin Center																																																																																																																																																																																																																																																																																																																																																																																																																																																																																																																	
Key Stat: Second-Chance Points MSU - 19; OSU - 4			Key Stat: Fast Break Points MSU - 14; Iowa - 7			Key Stat: Second-Half FG% MSU - 34.5%; PSU - 57.1%																																																																																																																																																																																																																																																																																																																																																																																																																																																																																																																	
Quotable: "I was just being aggressive and ready to shoot. I didn't let a couple that I missed stop me from being aggressive." - MSU sophomore Durrell Summers			Quotable: "I don't know about you, but I felt that all I saw was a green blur going past us at a high speed..." - Iowa coach Todd Lickliter			Quotable: "Maybe a little bit of the mystique is gone, and that's something we're going to have to get back." - MSU coach Tom Izzo																																																																																																																																																																																																																																																																																																																																																																																																																																																																																																																	
Key Moment: Michigan State capped a 9-0 run with a possession that included three offensive rebounds and ended with a Travis Walton jumper in the paint, giving the Spartans a 57-50 lead with 7:37 remaining.			Key Moment: Michigan State set the tone early, scoring the games first eight points in the opening 3:22 and never led by less than five after that. The Spartans scored four points in transition and grabbed three offensive boards in that stretch.			Key Moment: With MSU leading 37-30, Delvon Roe blocked a layup with 1:45 remaining, but the rebound bounced to Talor Battle who laid it in. Penn State then hit back-to-back 3-pointers to take a 38-37 lead into the half.																																																																																																																																																																																																																																																																																																																																																																																																																																																																																																																	
Notes: Ohio State was the first Spartan opponent to shoot better than 50 percent from the floor (.548) this season ... Durrell Summers scored a career-high 26 points, including knocking down a career-best six 3-pointers in nine attempts ... Kalin Lucas was scoreless in the first half, attempting just two 3-pointers, but scored 20 second-half points, shooting 6-of-11 from the field. Goran Sutton also scored 11 of his 13 points in the second half ... Michigan State out-scored Ohio State, 19-4, in second-chance points ... MSU scored twice as many points in the second half (56) as it did in the first (26) ... MSU trailed by as many as 13 points (24-11) in the first half, marking the largest deficit it has overcome in a game this season ... After averaging 18 turnovers in the last two games, MSU committed 12 against the Buckeyes, including just three in the second half.			Notes: In the first half, Goran Sutton (8 rebounds) and Delvon Roe (9 rebounds) out-rebounded Iowa, 17-9, as MSU held a 23-9 advantage ... Kalin Lucas tied a career high with 24 points ... MSU committed just two of its 13 turnovers in the final 17:35 of the contest ... Michigan State shot 51.9 percent from the field, snapping a streak of eight straight games under 50 percent shooting ... MSU won at Carver-Hawkeye Arena for the first time since the 2005 season ... MSU scored 38 first-half points, two more than it did in the entire game in its previous trip to Iowa ... MSU's 3-guard starting backcourt outscored Iowa's three starting guards, 52-33.			Notes: Michigan State allowed its second opponent in three games to shoot better than 50 percent from the field, as PSU out-shot MSU, 56.3 to 42.6 percent ... MSU led by 13 points with 6:11 left in the first half, but Penn State closed the stanza on a 22-8 run. PSU led by as many as 12 points late in the second half, but the Spartans pulled within a single point at 69-68 ... The Spartans held a 23-9 edge in second-chance points ... MSU's defense held Penn State without a field goal and to just four points over the final 6:53 of the game ... MSU lost for the first time all season when committing fewer turnovers than its opponent. Penn State, however, turned 12 Spartan turnovers into 19 points ... Penn State made its first eight shots of the second half ... Raymar Morgan played just three minutes due to illness.																																																																																																																																																																																																																																																																																																																																																																																																																																																																																																																	
<table><tr><th>Michigan State</th><th>FG</th><th>3FG</th><th>FT</th><th>O-D-R</th><th>PFPTS</th><th>A</th><th>TO</th><th>B</th><th>S</th><th>MIN</th></tr><tr><td>Raymar Morgan, f</td><td>1-4</td><td>0-0</td><td>2-4</td><td>2-3-5</td><td>0</td><td>4</td><td>4</td><td>2</td><td>0</td><td>21</td></tr><tr><td>Delvon Roe, f</td><td>2-4</td><td>0-0</td><td>0-0</td><td>0-1-1</td><td>4</td><td>4</td><td>0</td><td>0</td><td>0</td><td>15</td></tr><tr><td>Goran Sutton, c</td><td>6-9</td><td>1-1</td><td>0-0</td><td>5-4-9</td><td>3</td><td>13</td><td>3</td><td>2</td><td>0</td><td>32</td></tr><tr><td>Durrell Summers, g</td><td>8-13</td><td>6-9</td><td>4-4</td><td>3-1-4</td><td>2</td><td>26</td><td>1</td><td>3</td><td>0</td><td>29</td></tr><tr><td>Korie Lucious, g</td><td>0-3</td><td>0-3</td><td>0-0</td><td>1-3-4</td><td>0</td><td>0</td><td>2</td><td>0</td><td>0</td><td>14</td></tr><tr><td>Idong Ibok</td><td>0-0</td><td>0-0</td><td>0-0</td><td>0-0-0</td><td>1</td><td>0</td><td>0</td><td>0</td><td>0</td><td>4</td></tr><tr><td>Kalin Lucas</td><td>6-13</td><td>1-5</td><td>7-9</td><td>2-1-3</td><td>2</td><td>20</td><td>3</td><td>1</td><td>0</td><td>31</td></tr><tr><td>Chris Allen</td><td>1-4</td><td>0-3</td><td>0-0</td><td>0-0-0</td><td>1</td><td>2</td><td>0</td><td>1</td><td>0</td><td>13</td></tr><tr><td>Travis Walton</td><td>3-6</td><td>0-0</td><td>1-2</td><td>0-4-4</td><td>0</td><td>7</td><td>2</td><td>3</td><td>0</td><td>1</td></tr><tr><td>Austin Thornton</td><td>0-0</td><td>0-0</td><td>0-0</td><td>0-0-0</td><td>0</td><td>0</td><td>0</td><td>0</td><td>0</td><td>1</td></tr><tr><td>Marquise Gray</td><td>1-1</td><td>0-0</td><td>0-0</td><td>2-1-3</td><td>3</td><td>2</td><td>0</td><td>0</td><td>0</td><td>11</td></tr><tr><td>Team</td><td></td><td></td><td></td><td>1-1-2</td><td></td><td></td><td></td><td></td><td></td><td></td></tr><tr><td>Totals</td><td>28-57</td><td>8-21</td><td>14-19</td><td>16-19-35</td><td>16</td><td>78</td><td>15</td><td>12</td><td>0</td><td>200</td></tr></table>			Michigan State	FG	3FG	FT	O-D-R	PFPTS	A	TO	B	S	MIN	Raymar Morgan, f	1-4	0-0	2-4	2-3-5	0	4	4	2	0	21	Delvon Roe, f	2-4	0-0	0-0	0-1-1	4	4	0	0	0	15	Goran Sutton, c	6-9	1-1	0-0	5-4-9	3	13	3	2	0	32	Durrell Summers, g	8-13	6-9	4-4	3-1-4	2	26	1	3	0	29	Korie Lucious, g	0-3	0-3	0-0	1-3-4	0	0	2	0	0	14	Idong Ibok	0-0	0-0	0-0	0-0-0	1	0	0	0	0	4	Kalin Lucas	6-13	1-5	7-9	2-1-3	2	20	3	1	0	31	Chris Allen	1-4	0-3	0-0	0-0-0	1	2	0	1	0	13	Travis Walton	3-6	0-0	1-2	0-4-4	0	7	2	3	0	1	Austin Thornton	0-0	0-0	0-0	0-0-0	0	0	0	0	0	1	Marquise Gray	1-1	0-0	0-0	2-1-3	3	2	0	0	0	11	Team				1-1-2							Totals	28-57	8-21	14-19	16-19-35	16	78	15	12	0	200	<table><tr><th>Michigan State</th><th>FG</th><th>3FG</th><th>FT</th><th>O-D-R</th><th>PFPTS</th><th>A</th><th>TO</th><th>B</th><th>S</th><th>MIN</th></tr><tr><td>Delvon Roe, f</td><td>0-3</td><td>0-0</td><td>1-2</td><td>3-7-10</td><td>2</td><td>1</td><td>0</td><td>3</td><td>0</td><td>20</td></tr><tr><td>Goran Sutton, c</td><td>3-7</td><td>0-0</td><td>0-0</td><td>5-6-11</td><td>1</td><td>6</td><td>3</td><td>1</td><td>0</td><td>29</td></tr><tr><td>Kalin Lucas, g</td><td>9-13</td><td>1-2</td><td>5-7</td><td>0-1-1</td><td>0</td><td>24</td><td>4</td><td>2</td><td>1</td><td>33</td></tr><tr><td>Travis Walton, g</td><td>3-6</td><td>0-0</td><td>1-2</td><td>0-1-1</td><td>1</td><td>7</td><td>4</td><td>0</td><td>0</td><td>2</td></tr><tr><td>Durrell Summers, g</td><td>7-9</td><td>2-3</td><td>5-7</td><td>0-2-2</td><td>1</td><td>21</td><td>0</td><td>3</td><td>2</td><td>30</td></tr><tr><td>Idong Ibok</td><td>0-1</td><td>0-0</td><td>0-0</td><td>0-0-0</td><td>0</td><td>0</td><td>0</td><td>0</td><td>0</td><td>2</td></tr><tr><td>Raymar Morgan</td><td>1-3</td><td>0-0</td><td>0-0</td><td>1-1-2</td><td>0</td><td>2</td><td>0</td><td>2</td><td>0</td><td>8</td></tr><tr><td>Chris Allen</td><td>2-6</td><td>2-3</td><td>0-0</td><td>0-0-0</td><td>4</td><td>6</td><td>0</td><td>2</td><td>0</td><td>13</td></tr><tr><td>Isaiah Dahlan</td><td>0-0</td><td>0-0</td><td>0-0</td><td>0-1-0</td><td>0</td><td>0</td><td>0</td><td>0</td><td>0</td><td>1</td></tr><tr><td>Draymond Green</td><td>2-2</td><td>0-0</td><td>0-2</td><td>2-0-2</td><td>1</td><td>4</td><td>1</td><td>0</td><td>0</td><td>9</td></tr><tr><td>Jon Crandell</td><td>0-0</td><td>0-0</td><td>0-0</td><td>0-0-0</td><td>0</td><td>0</td><td>0</td><td>0</td><td>0</td><td>1</td></tr><tr><td>Korie Lucious</td><td>0-2</td><td>0-1</td><td>0-0</td><td>0-1-1</td><td>3</td><td>0</td><td>2</td><td>0</td><td>0</td><td>12</td></tr><tr><td>Tom Herzog</td><td>0-0</td><td>0-0</td><td>0-0</td><td>0-0-0</td><td>0</td><td>0</td><td>0</td><td>0</td><td>0</td><td>1</td></tr><tr><td>Marquise Gray</td><td>0-0</td><td>0-0</td><td>0-0</td><td>0-1-1</td><td>1</td><td>0</td><td>0</td><td>0</td><td>0</td><td>7</td></tr><tr><td>Team</td><td></td><td></td><td></td><td>0-3-3</td><td></td><td></td><td></td><td></td><td></td><td></td></tr><tr><td>Totals</td><td>27-52</td><td>5-9</td><td>12-20</td><td>11-24-35</td><td>14</td><td>71</td><td>14</td><td>13</td><td>3</td><td>200</td></tr></table>			Michigan State	FG	3FG	FT	O-D-R	PFPTS	A	TO	B	S	MIN	Delvon Roe, f	0-3	0-0	1-2	3-7-10	2	1	0	3	0	20	Goran Sutton, c	3-7	0-0	0-0	5-6-11	1	6	3	1	0	29	Kalin Lucas, g	9-13	1-2	5-7	0-1-1	0	24	4	2	1	33	Travis Walton, g	3-6	0-0	1-2	0-1-1	1	7	4	0	0	2	Durrell Summers, g	7-9	2-3	5-7	0-2-2	1	21	0	3	2	30	Idong Ibok	0-1	0-0	0-0	0-0-0	0	0	0	0	0	2	Raymar Morgan	1-3	0-0	0-0	1-1-2	0	2	0	2	0	8	Chris Allen	2-6	2-3	0-0	0-0-0	4	6	0	2	0	13	Isaiah Dahlan	0-0	0-0	0-0	0-1-0	0	0	0	0	0	1	Draymond Green	2-2	0-0	0-2	2-0-2	1	4	1	0	0	9	Jon Crandell	0-0	0-0	0-0	0-0-0	0	0	0	0	0	1	Korie Lucious	0-2	0-1	0-0	0-1-1	3	0	2	0	0	12	Tom Herzog	0-0	0-0	0-0	0-0-0	0	0	0	0	0	1	Marquise Gray	0-0	0-0	0-0	0-1-1	1	0	0	0	0	7	Team				0-3-3							Totals	27-52	5-9	12-20	11-24-35	14	71	14	13	3	200	<table><tr><th>Michigan State</th><th>FG</th><th>3FG</th><th>FT</th><th>O-D-R</th><th>PFPTS</th><th>A</th><th>TO</th><th>B</th><th>S</th><th>MIN</th></tr><tr><td>Kalin Lucas, g</td><td>7-21</td><td>1-3</td><td>8-9</td><td>3-0-3</td><td>2</td><td>23</td><td>4</td><td>3</td><td>0</td><td>34</td></tr><tr><td>Travis Walton, g</td><td>1-2</td><td>0-0</td><td>0-0</td><td>1-2-3</td><td>4</td><td>2</td><td>4</td><td>0</td><td>0</td><td>23</td></tr><tr><td>Delvon Roe, f</td><td>4-5</td><td>0-0</td><td>0-0</td><td>2-2-4</td><td>2</td><td>8</td><td>1</td><td>1</td><td>1</td><td>23</td></tr><tr><td>Goran Sutton, c</td><td>4-8</td><td>2-3</td><td>1-1</td><td>1-8-9</td><td>2</td><td>11</td><td>1</td><td>2</td><td>0</td><td>32</td></tr><tr><td>Durrell Summers, f</td><td>14-12</td><td>1-8</td><td>0-1</td><td>2-0-2</td><td>3</td><td>9</td><td>2</td><td>0</td><td>1</td><td>33</td></tr><tr><td>Raymar Morgan</td><td>0-0</td><td>0-0</td><td>0-0</td><td>0-0-0</td><td>0</td><td>0</td><td>0</td><td>0</td><td>0</td><td>3</td></tr><tr><td>Chris Allen</td><td>4-9</td><td>1-5</td><td>2-2</td><td>3-1-4</td><td>1</td><td>11</td><td>1</td><td>2</td><td>0</td><td>23</td></tr><tr><td>Austin Thornton</td><td>0-0</td><td>0-0</td><td>0-0</td><td>1-0-1</td><td>2</td><td>0</td><td>0</td><td>1</td><td>0</td><td>3</td></tr><tr><td>Draymond Green</td><td>0-0</td><td>0-0</td><td>0-0</td><td>0-2-2</td><td>1</td><td>0</td><td>1</td><td>0</td><td>0</td><td>7</td></tr><tr><td>Korie Lucious</td><td>0-2</td><td>0-1</td><td>0-2</td><td>0-0-0</td><td>2</td><td>0</td><td>1</td><td>1</td><td>0</td><td>7</td></tr><tr><td>Marquise Gray</td><td>2-2</td><td>0-0</td><td>0-0</td><td>1-2-3</td><td>0</td><td>4</td><td>0</td><td>2</td><td>0</td><td>12</td></tr><tr><td>Team</td><td></td><td></td><td></td><td>3-1-4</td><td></td><td></td><td></td><td></td><td></td><td></td></tr><tr><td>Totals</td><td>26-61</td><td>5-20</td><td>11-15</td><td>17-18-35</td><td>19</td><td>68</td><td>15</td><td>12</td><td>2</td><td>200</td></tr></table>			Michigan State	FG	3FG	FT	O-D-R	PFPTS	A	TO	B	S	MIN	Kalin Lucas, g	7-21	1-3	8-9	3-0-3	2	23	4	3	0	34	Travis Walton, g	1-2	0-0	0-0	1-2-3	4	2	4	0	0	23	Delvon Roe, f	4-5	0-0	0-0	2-2-4	2	8	1	1	1	23	Goran Sutton, c	4-8	2-3	1-1	1-8-9	2	11	1	2	0	32	Durrell Summers, f	14-12	1-8	0-1	2-0-2	3	9	2	0	1	33	Raymar Morgan	0-0	0-0	0-0	0-0-0	0	0	0	0	0	3	Chris Allen	4-9	1-5	2-2	3-1-4	1	11	1	2	0	23	Austin Thornton	0-0	0-0	0-0	1-0-1	2	0	0	1	0	3	Draymond Green	0-0	0-0	0-0	0-2-2	1	0	1	0	0	7	Korie Lucious	0-2	0-1	0-2	0-0-0	2	0	1	1	0	7	Marquise Gray	2-2	0-0	0-0	1-2-3	0	4	0	2	0	12	Team				3-1-4							Totals	26-61	5-20	11-15	17-18-35	19	68	15	12	2	200
Michigan State	FG	3FG	FT	O-D-R	PFPTS	A	TO	B	S	MIN																																																																																																																																																																																																																																																																																																																																																																																																																																																																																																													
Raymar Morgan, f	1-4	0-0	2-4	2-3-5	0	4	4	2	0	21																																																																																																																																																																																																																																																																																																																																																																																																																																																																																																													
Delvon Roe, f	2-4	0-0	0-0	0-1-1	4	4	0	0	0	15																																																																																																																																																																																																																																																																																																																																																																																																																																																																																																													
Goran Sutton, c	6-9	1-1	0-0	5-4-9	3	13	3	2	0	32																																																																																																																																																																																																																																																																																																																																																																																																																																																																																																													
Durrell Summers, g	8-13	6-9	4-4	3-1-4	2	26	1	3	0	29																																																																																																																																																																																																																																																																																																																																																																																																																																																																																																													
Korie Lucious, g	0-3	0-3	0-0	1-3-4	0	0	2	0	0	14																																																																																																																																																																																																																																																																																																																																																																																																																																																																																																													
Idong Ibok	0-0	0-0	0-0	0-0-0	1	0	0	0	0	4																																																																																																																																																																																																																																																																																																																																																																																																																																																																																																													
Kalin Lucas	6-13	1-5	7-9	2-1-3	2	20	3	1	0	31																																																																																																																																																																																																																																																																																																																																																																																																																																																																																																													
Chris Allen	1-4	0-3	0-0	0-0-0	1	2	0	1	0	13																																																																																																																																																																																																																																																																																																																																																																																																																																																																																																													
Travis Walton	3-6	0-0	1-2	0-4-4	0	7	2	3	0	1																																																																																																																																																																																																																																																																																																																																																																																																																																																																																																													
Austin Thornton	0-0	0-0	0-0	0-0-0	0	0	0	0	0	1																																																																																																																																																																																																																																																																																																																																																																																																																																																																																																													
Marquise Gray	1-1	0-0	0-0	2-1-3	3	2	0	0	0	11																																																																																																																																																																																																																																																																																																																																																																																																																																																																																																													
Team				1-1-2																																																																																																																																																																																																																																																																																																																																																																																																																																																																																																																			
Totals	28-57	8-21	14-19	16-19-35	16	78	15	12	0	200																																																																																																																																																																																																																																																																																																																																																																																																																																																																																																													
Michigan State	FG	3FG	FT	O-D-R	PFPTS	A	TO	B	S	MIN																																																																																																																																																																																																																																																																																																																																																																																																																																																																																																													
Delvon Roe, f	0-3	0-0	1-2	3-7-10	2	1	0	3	0	20																																																																																																																																																																																																																																																																																																																																																																																																																																																																																																													
Goran Sutton, c	3-7	0-0	0-0	5-6-11	1	6	3	1	0	29																																																																																																																																																																																																																																																																																																																																																																																																																																																																																																													
Kalin Lucas, g	9-13	1-2	5-7	0-1-1	0	24	4	2	1	33																																																																																																																																																																																																																																																																																																																																																																																																																																																																																																													
Travis Walton, g	3-6	0-0	1-2	0-1-1	1	7	4	0	0	2																																																																																																																																																																																																																																																																																																																																																																																																																																																																																																													
Durrell Summers, g	7-9	2-3	5-7	0-2-2	1	21	0	3	2	30																																																																																																																																																																																																																																																																																																																																																																																																																																																																																																													
Idong Ibok	0-1	0-0	0-0	0-0-0	0	0	0	0	0	2																																																																																																																																																																																																																																																																																																																																																																																																																																																																																																													
Raymar Morgan	1-3	0-0	0-0	1-1-2	0	2	0	2	0	8																																																																																																																																																																																																																																																																																																																																																																																																																																																																																																													
Chris Allen	2-6	2-3	0-0	0-0-0	4	6	0	2	0	13																																																																																																																																																																																																																																																																																																																																																																																																																																																																																																													
Isaiah Dahlan	0-0	0-0	0-0	0-1-0	0	0	0	0	0	1																																																																																																																																																																																																																																																																																																																																																																																																																																																																																																													
Draymond Green	2-2	0-0	0-2	2-0-2	1	4	1	0	0	9																																																																																																																																																																																																																																																																																																																																																																																																																																																																																																													
Jon Crandell	0-0	0-0	0-0	0-0-0	0	0	0	0	0	1																																																																																																																																																																																																																																																																																																																																																																																																																																																																																																													
Korie Lucious	0-2	0-1	0-0	0-1-1	3	0	2	0	0	12																																																																																																																																																																																																																																																																																																																																																																																																																																																																																																													
Tom Herzog	0-0	0-0	0-0	0-0-0	0	0	0	0	0	1																																																																																																																																																																																																																																																																																																																																																																																																																																																																																																													
Marquise Gray	0-0	0-0	0-0	0-1-1	1	0	0	0	0	7																																																																																																																																																																																																																																																																																																																																																																																																																																																																																																													
Team				0-3-3																																																																																																																																																																																																																																																																																																																																																																																																																																																																																																																			
Totals	27-52	5-9	12-20	11-24-35	14	71	14	13	3	200																																																																																																																																																																																																																																																																																																																																																																																																																																																																																																													
Michigan State	FG	3FG	FT	O-D-R	PFPTS	A	TO	B	S	MIN																																																																																																																																																																																																																																																																																																																																																																																																																																																																																																													
Kalin Lucas, g	7-21	1-3	8-9	3-0-3	2	23	4	3	0	34																																																																																																																																																																																																																																																																																																																																																																																																																																																																																																													
Travis Walton, g	1-2	0-0	0-0	1-2-3	4	2	4	0	0	23																																																																																																																																																																																																																																																																																																																																																																																																																																																																																																													
Delvon Roe, f	4-5	0-0	0-0	2-2-4	2	8	1	1	1	23																																																																																																																																																																																																																																																																																																																																																																																																																																																																																																													
Goran Sutton, c	4-8	2-3	1-1	1-8-9	2	11	1	2	0	32																																																																																																																																																																																																																																																																																																																																																																																																																																																																																																													
Durrell Summers, f	14-12	1-8	0-1	2-0-2	3	9	2	0	1	33																																																																																																																																																																																																																																																																																																																																																																																																																																																																																																													
Raymar Morgan	0-0	0-0	0-0	0-0-0	0	0	0	0	0	3																																																																																																																																																																																																																																																																																																																																																																																																																																																																																																													
Chris Allen	4-9	1-5	2-2	3-1-4	1	11	1	2	0	23																																																																																																																																																																																																																																																																																																																																																																																																																																																																																																													
Austin Thornton	0-0	0-0	0-0	1-0-1	2	0	0	1	0	3																																																																																																																																																																																																																																																																																																																																																																																																																																																																																																													
Draymond Green	0-0	0-0	0-0	0-2-2	1	0	1	0	0	7																																																																																																																																																																																																																																																																																																																																																																																																																																																																																																													
Korie Lucious	0-2	0-1	0-2	0-0-0	2	0	1	1	0	7																																																																																																																																																																																																																																																																																																																																																																																																																																																																																																													
Marquise Gray	2-2	0-0	0-0	1-2-3	0	4	0	2	0	12																																																																																																																																																																																																																																																																																																																																																																																																																																																																																																													
Team				3-1-4																																																																																																																																																																																																																																																																																																																																																																																																																																																																																																																			
Totals	26-61	5-20	11-15	17-18-35	19	68	15	12	2	200																																																																																																																																																																																																																																																																																																																																																																																																																																																																																																													
Total FG% 1st: 10-27 (37.0%) 2nd: 18-30 (60.0%) Game: 49.1% 3-Pt FG% 1st: 4-12 (33.3%) 2nd: 4-9 (44.4%) Game: 38.1% F Throw% 1st: 2-2 (100%) 2nd: 12-17 (70.6%) Game: 73.7%			Total FG% 1st: 14-28 (50.0%) 2nd: 13-24 (54.2%) Game: 51.9% 3-Pt FG% 1st: 4-6 (66.7%) 2nd: 1-3 (33.3%) Game: 55.6% F Throw% 1st: 6-8 (75.0%) 2nd: 6-12 (50.0%) Game: 60.0%			Total FG% 1st: 16-32 (50.0%) 2nd: 10-29 (34.5%) Game: 42.6% 3-Pt FG% 1st: 2-10 (20.0%) 2nd: 3-10 (30.0%) Game: 25.0% F Throw% 1st: 3-4 (75.0%) 2nd: 8-11 (72.7%) Game: 73.3%																																																																																																																																																																																																																																																																																																																																																																																																																																																																																																																	
<table><tr><th>Ohio State</th><th>FG</th><th>3FG</th><th>FT</th><th>O-D-R</th><th>PFPTS</th><th>A</th><th>TO</th><th>B</th><th>S</th><th>MIN</th></tr><tr><td>Dallas Lauderdale, f</td><td>1-3</td><td>0-0</td><td>0-0</td><td>0-1-1</td><td>2</td><td>2</td><td>0</td><td>4</td><td>0</td><td>24</td></tr><tr><td>Jeremie Simmons, g</td><td>3-5</td><td>2-4</td><td>0-0</td><td>0-3-3</td><td>4</td><td>8</td><td>2</td><td>1</td><td>0</td><td>24</td></tr><tr><td>Evan Turner, g</td><td>6-8</td><td>1-2</td><td>6-8</td><td>1-5-6</td><td>3</td><td>19</td><td>3</td><td>3</td><td>1</td><td>40</td></tr><tr><td>Jon Diebler, g</td><td>3-6</td><td>3-6</td><td>3-3</td><td>0-1-1</td><td>3</td><td>12</td><td>2</td><td>1</td><td>0</td><td>33</td></tr><tr><td>William Buford, g</td><td>4-9</td><td>3-7</td><td>0-0</td><td>0-1-1</td><td>2</td><td>11</td><td>3</td><td>2</td><td>0</td><td>36</td></tr><tr><td>P.J. Hill</td><td>1-2</td><td>1-1</td><td>0-0</td><td>1-0-1</td><td>1</td><td>3</td><td>1</td><td>1</td><td>0</td><td>16</td></tr><tr><td>B.J. Mullens</td><td>5-9</td><td>0-0</td><td>2-5</td><td>1-4-5</td><td>2</td><td>12</td><td>1</td><td>1</td><td>1</td><td>27</td></tr><tr><td>Team</td><td></td><td></td><td></td><td>0-1-1</td><td></td><td></td><td></td><td></td><td></td><td></td></tr><tr><td>Totals</td><td>23-42</td><td>10-20</td><td>11-16</td><td>3-16-19</td><td>17</td><td>67</td><td>12</td><td>13</td><td>3</td><td>200</td></tr></table>			Ohio State	FG	3FG	FT	O-D-R	PFPTS	A	TO	B	S	MIN	Dallas Lauderdale, f	1-3	0-0	0-0	0-1-1	2	2	0	4	0	24	Jeremie Simmons, g	3-5	2-4	0-0	0-3-3	4	8	2	1	0	24	Evan Turner, g	6-8	1-2	6-8	1-5-6	3	19	3	3	1	40	Jon Diebler, g	3-6	3-6	3-3	0-1-1	3	12	2	1	0	33	William Buford, g	4-9	3-7	0-0	0-1-1	2	11	3	2	0	36	P.J. Hill	1-2	1-1	0-0	1-0-1	1	3	1	1	0	16	B.J. Mullens	5-9	0-0	2-5	1-4-5	2	12	1	1	1	27	Team				0-1-1							Totals	23-42	10-20	11-16	3-16-19	17	67	12	13	3	200	<table><tr><th>Iowa</th><th>FG</th><th>3FG</th><th>FT</th><th>O-D-R</th><th>PFPTS</th><th>A</th><th>TO</th><th>B</th><th>S</th><th>MIN</th></tr><tr><td>David Palmer, f</td><td>0-3</td><td>0-1</td><td>1-2</td><td>0-0-0</td><td>2</td><td>1</td><td>0</td><td>0</td><td>2</td><td>14</td></tr><tr><td>Aaron Fuller, f</td><td>0-5</td><td>0-3</td><td>0-2</td><td>2-3-5</td><td>2</td><td>0</td><td>1</td><td>1</td><td>0</td><td>16</td></tr><tr><td>Matt Gatens, g</td><td>4-13</td><td>3-8</td><td>2-2</td><td>0-4-4</td><td>2</td><td>13</td><td>2</td><td>2</td><td>0</td><td>39</td></tr><tr><td>Jeff Peterson, g</td><td>6-11</td><td>2-4</td><td>0-1</td><td>0-2-2</td><td>1</td><td>14</td><td>5</td><td>3</td><td>0</td><td>39</td></tr><tr><td>Jake Kelly, g</td><td>3-6</td><td>0-2</td><td>0-0</td><td>0-3-3</td><td>5</td><td>6</td><td>2</td><td>5</td><td>0</td><td>1</td></tr><tr><td>Devan Bawinkel</td><td>1-4</td><td>1-4</td><td>0-0</td><td>0-1-0</td><td>0</td><td>3</td><td>1</td><td>0</td><td>0</td><td>13</td></tr><tr><td>Andrew Brommer</td><td>0-0</td><td>0-0</td><td>0-0</td><td>0-0-0</td><td>0</td><td>0</td><td>0</td><td>0</td><td>0</td><td>1</td></tr><tr><td>Jermain Davis</td><td>3-5</td><td>2-4</td><td>1-2</td><td>1-3-4</td><td>3</td><td>9</td><td>0</td><td>0</td><td>0</td><td>14</td></tr><tr><td>Jarryd Cole</td><td>5-5</td><td>0-0</td><td>0-0</td><td>4-4-8</td><td>3</td><td>10</td><td>1</td><td>2</td><td>2</td><td>26</td></tr><tr><td>Team</td><td></td><td></td><td></td><td>1-0-1</td><td></td><td></td><td></td><td></td><td></td><td></td></tr><tr><td>Totals</td><td>22-52</td><td>8-26</td><td>4-9</td><td>8-20-28</td><td>18</td><td>56</td><td>12</td><td>14</td><td>4</td><td>200</td></tr></table>			Iowa	FG	3FG	FT	O-D-R	PFPTS	A	TO	B	S	MIN	David Palmer, f	0-3	0-1	1-2	0-0-0	2	1	0	0	2	14	Aaron Fuller, f	0-5	0-3	0-2	2-3-5	2	0	1	1	0	16	Matt Gatens, g	4-13	3-8	2-2	0-4-4	2	13	2	2	0	39	Jeff Peterson, g	6-11	2-4	0-1	0-2-2	1	14	5	3	0	39	Jake Kelly, g	3-6	0-2	0-0	0-3-3	5	6	2	5	0	1	Devan Bawinkel	1-4	1-4	0-0	0-1-0	0	3	1	0	0	13	Andrew Brommer	0-0	0-0	0-0	0-0-0	0	0	0	0	0	1	Jermain Davis	3-5	2-4	1-2	1-3-4	3	9	0	0	0	14	Jarryd Cole	5-5	0-0	0-0	4-4-8	3	10	1	2	2	26	Team				1-0-1							Totals	22-52	8-26	4-9	8-20-28	18	56	12	14	4	200	<table><tr><th>Penn State</th><th>FG</th><th>3FG</th><th>FT</th><th>O-D-R</th><th>PFPTS</th><th>A</th><th>TO</th><th>B</th><th>S</th><th>MIN</th></tr><tr><td>Jamelle Cornley, f</td><td>6-11</td><td>1-1</td><td>3-5</td><td>3-1-4</td><td>2</td><td>16</td><td>1</td><td>5</td><td>1</td><td>37</td></tr><tr><td>Stanley Pringle, g</td><td>4-7</td><td>2-4</td><td>0-0</td><td>0-3-3</td><td>5</td><td>10</td><td>3</td><td>2</td><td>0</td><td>20</td></tr><tr><td>Talor Battle, g</td><td>11-19</td><td>6-12</td><td>1-5</td><td>2-3-5</td><td>2</td><td>29</td><td>3</td><td>3</td><td>0</td><td>40</td></tr><tr><td>Andrew Jones, f</td><td>4-4</td><td>0-0</td><td>4-6</td><td>2-7-9</td><td>1</td><td>12</td><td>0</td><td>3</td><td>0</td><td>33</td></tr><tr><td>Jeff Brooks, f</td><td>1-2</td><td>0-1</td><td>0-0</td><td>1-2-3</td><td>0</td><td>2</td><td>3</td><td>0</td><td>0</td><td>19</td></tr><tr><td>DJ Jackson</td><td>0-2</td><td>0-1</td><td>0-0</td><td>0-1-1</td><td>0</td><td>0</td><td>0</td><td>0</td><td>0</td><td>14</td></tr><tr><td>C. Woodyard</td><td>1-2</td><td>1-1</td><td>0-0</td><td>0-2-2</td><td>0</td><td>3</td><td>0</td><td>0</td><td>0</td><td>6</td></tr><tr><td>Danny Morrissey</td><td>0-1</td><td>0-0</td><td>0-1</td><td>0-0-0</td><td>3</td><td>0</td><td>0</td><td>1</td><td>0</td><td>14</td></tr><tr><td>Andrew Ott</td><td>0-0</td><td>0-0</td><td>0-0</td><td>0-1-1</td><td>1</td><td>0</td><td>0</td><td>0</td><td>0</td><td>7</td></tr><tr><td>Team</td><td></td><td></td><td></td><td>1-1-2</td><td></td><td></td><td></td><td></td><td></td><td></td></tr><tr><td>Totals</td><td>27-48</td><td>10-20</td><td>8-17</td><td>9-21-30</td><td>14</td><td>72</td><td>10</td><td>14</td><td>1</td><td>200</td></tr></table>			Penn State	FG	3FG	FT	O-D-R	PFPTS	A	TO	B	S	MIN	Jamelle Cornley, f	6-11	1-1	3-5	3-1-4	2	16	1	5	1	37	Stanley Pringle, g	4-7	2-4	0-0	0-3-3	5	10	3	2	0	20	Talor Battle, g	11-19	6-12	1-5	2-3-5	2	29	3	3	0	40	Andrew Jones, f	4-4	0-0	4-6	2-7-9	1	12	0	3	0	33	Jeff Brooks, f	1-2	0-1	0-0	1-2-3	0	2	3	0	0	19	DJ Jackson	0-2	0-1	0-0	0-1-1	0	0	0	0	0	14	C. Woodyard	1-2	1-1	0-0	0-2-2	0	3	0	0	0	6	Danny Morrissey	0-1	0-0	0-1	0-0-0	3	0	0	1	0	14	Andrew Ott	0-0	0-0	0-0	0-1-1	1	0	0	0	0	7	Team				1-1-2							Totals	27-48	10-20	8-17	9-21-30	14	72	10	14	1	200																																																																																																																									
Ohio State	FG	3FG	FT	O-D-R	PFPTS	A	TO	B	S	MIN																																																																																																																																																																																																																																																																																																																																																																																																																																																																																																													
Dallas Lauderdale, f	1-3	0-0	0-0	0-1-1	2	2	0	4	0	24																																																																																																																																																																																																																																																																																																																																																																																																																																																																																																													
Jeremie Simmons, g	3-5	2-4	0-0	0-3-3	4	8	2	1	0	24																																																																																																																																																																																																																																																																																																																																																																																																																																																																																																													
Evan Turner, g	6-8	1-2	6-8	1-5-6	3	19	3	3	1	40																																																																																																																																																																																																																																																																																																																																																																																																																																																																																																													
Jon Diebler, g	3-6	3-6	3-3	0-1-1	3	12	2	1	0	33																																																																																																																																																																																																																																																																																																																																																																																																																																																																																																													
William Buford, g	4-9	3-7	0-0	0-1-1	2	11	3	2	0	36																																																																																																																																																																																																																																																																																																																																																																																																																																																																																																													
P.J. Hill	1-2	1-1	0-0	1-0-1	1	3	1	1	0	16																																																																																																																																																																																																																																																																																																																																																																																																																																																																																																													
B.J. Mullens	5-9	0-0	2-5	1-4-5	2	12	1	1	1	27																																																																																																																																																																																																																																																																																																																																																																																																																																																																																																													
Team				0-1-1																																																																																																																																																																																																																																																																																																																																																																																																																																																																																																																			
Totals	23-42	10-20	11-16	3-16-19	17	67	12	13	3	200																																																																																																																																																																																																																																																																																																																																																																																																																																																																																																													
Iowa	FG	3FG	FT	O-D-R	PFPTS	A	TO	B	S	MIN																																																																																																																																																																																																																																																																																																																																																																																																																																																																																																													
David Palmer, f	0-3	0-1	1-2	0-0-0	2	1	0	0	2	14																																																																																																																																																																																																																																																																																																																																																																																																																																																																																																													
Aaron Fuller, f	0-5	0-3	0-2	2-3-5	2	0	1	1	0	16																																																																																																																																																																																																																																																																																																																																																																																																																																																																																																													
Matt Gatens, g	4-13	3-8	2-2	0-4-4	2	13	2	2	0	39																																																																																																																																																																																																																																																																																																																																																																																																																																																																																																													
Jeff Peterson, g	6-11	2-4	0-1	0-2-2	1	14	5	3	0	39																																																																																																																																																																																																																																																																																																																																																																																																																																																																																																													
Jake Kelly, g	3-6	0-2	0-0	0-3-3	5	6	2	5	0	1																																																																																																																																																																																																																																																																																																																																																																																																																																																																																																													
Devan Bawinkel	1-4	1-4	0-0	0-1-0	0	3	1	0	0	13																																																																																																																																																																																																																																																																																																																																																																																																																																																																																																													
Andrew Brommer	0-0	0-0	0-0	0-0-0	0	0	0	0	0	1																																																																																																																																																																																																																																																																																																																																																																																																																																																																																																													
Jermain Davis	3-5	2-4	1-2	1-3-4	3	9	0	0	0	14																																																																																																																																																																																																																																																																																																																																																																																																																																																																																																													
Jarryd Cole	5-5	0-0	0-0	4-4-8	3	10	1	2	2	26																																																																																																																																																																																																																																																																																																																																																																																																																																																																																																													
Team				1-0-1																																																																																																																																																																																																																																																																																																																																																																																																																																																																																																																			
Totals	22-52	8-26	4-9	8-20-28	18	56	12	14	4	200																																																																																																																																																																																																																																																																																																																																																																																																																																																																																																													
Penn State	FG	3FG	FT	O-D-R	PFPTS	A	TO	B	S	MIN																																																																																																																																																																																																																																																																																																																																																																																																																																																																																																													
Jamelle Cornley, f	6-11	1-1	3-5	3-1-4	2	16	1	5	1	37																																																																																																																																																																																																																																																																																																																																																																																																																																																																																																													
Stanley Pringle, g	4-7	2-4	0-0	0-3-3	5	10	3	2	0	20																																																																																																																																																																																																																																																																																																																																																																																																																																																																																																													
Talor Battle, g	11-19	6-12	1-5	2-3-5	2	29	3	3	0	40																																																																																																																																																																																																																																																																																																																																																																																																																																																																																																													
Andrew Jones, f	4-4	0-0	4-6	2-7-9	1	12	0	3	0	33																																																																																																																																																																																																																																																																																																																																																																																																																																																																																																													
Jeff Brooks, f	1-2	0-1	0-0	1-2-3	0	2	3	0	0	19																																																																																																																																																																																																																																																																																																																																																																																																																																																																																																													
DJ Jackson	0-2	0-1	0-0	0-1-1	0	0	0	0	0	14																																																																																																																																																																																																																																																																																																																																																																																																																																																																																																													
C. Woodyard	1-2	1-1	0-0	0-2-2	0	3	0	0	0	6																																																																																																																																																																																																																																																																																																																																																																																																																																																																																																													
Danny Morrissey	0-1	0-0	0-1	0-0-0	3	0	0	1	0	14																																																																																																																																																																																																																																																																																																																																																																																																																																																																																																													
Andrew Ott	0-0	0-0	0-0	0-1-1	1	0	0	0	0	7																																																																																																																																																																																																																																																																																																																																																																																																																																																																																																													
Team				1-1-2																																																																																																																																																																																																																																																																																																																																																																																																																																																																																																																			
Totals	27-48	10-20	8-17	9-21-30	14	72	10	14	1	200																																																																																																																																																																																																																																																																																																																																																																																																																																																																																																													
Total FG% 1st: 12-22 (54.5%) 2nd: 11-20 (55.0%) Game: 54.8% 3-Pt FG% 1st: 4-8 (50.0%) 2nd: 6-12 (50.0%) Game: 50.0% F Throw% 1st: 3-3 (100%) 2nd: 8-13 (61.5%) Game: 68.8%			Total FG% 1st: 10-25 (40.0%) 2nd: 12-27 (44.4%) Game: 42.3% 3-Pt FG% 1st: 3-11 (27.3%) 2nd: 5-15 (33.3%) Game: 30.8% F Throw% 1st: 2-5 (40.0%) 2nd: 2-4 (50.0%) Game: 44.4%			Total FG% 1st: 15-27 (55.6%) 2nd: 12-21 (57.1%) Game: 56.3% 3-Pt FG% 1st: 7-13 (53.8%) 2nd: 3-7 (42.9%) Game: 50.0% F Throw% 1st: 1-1 (100%) 2nd: 7-16 (43.8%) Game: 47.1%																																																																																																																																																																																																																																																																																																																																																																																																																																																																																																																	
Officials: Ed Hightower, J.D. Collins, Mark Whitehead Attendance: 18,767 Halftime Score: OSU 31-26			Officials: Ted Hillary, Tom O'Neill, Dan Chrisman Attendance: 13,640 Halftime Score: MSU 38-25			Officials: Ed Hightower, Rick Hartzel, JD Collins Attendance: 14,759 Halftime Score: PSU 38-37																																																																																																																																																																																																																																																																																																																																																																																																																																																																																																																	
Record: MSU 16-3, 6-1; Ohio State 13-5, 3-4			Record: MSU 17-3, 7-1; Iowa 12-9, 2-6			Record: MSU 17-4, 7-2; Penn State 17-5, 6-3																																																																																																																																																																																																																																																																																																																																																																																																																																																																																																																	

NCAA TOURNAMENT FINAL FOUR • APRIL 4 & 6, 2009

	#13/14 MICHIGAN STATE	76		#13/14 MICHIGAN STATE	75		#9/9 MICHIGAN STATE	54																																																																																																																																																																																																																																																																																																																																																																																																																																																																																																																																					
	#19/19 MINNESOTA	47		INDIANA	47		MICHIGAN	42																																																																																																																																																																																																																																																																																																																																																																																																																																																																																																																																					
#22 Feb. 4, 2009 • East Lansing, Mich. Breslin Center			#23 Feb. 7, 2009 • East Lansing, Mich. Breslin Center			#24 Feb. 10, 2009 • Ann Arbor, Mich. Crisler Arena																																																																																																																																																																																																																																																																																																																																																																																																																																																																																																																																							
Key Stat: First-Half Shooting MSU - 16-30 (53.5%); UM - 4-23 (17.4%)			Key Stat: Bench Points MSU - 42; IU - 11			Key Stat: Scoring by Starters MSU - 46 points; UM - 22 points																																																																																																																																																																																																																																																																																																																																																																																																																																																																																																																																							
Quotable: "It felt great to play 40 minutes of basketball instead of 20 or 15, and that was the battle cry in the huddles." - MSU coach Tom Izzo			Quotable: "That's the kind of team we got - we got all dimensions. I bet Draymond wasn't even on (Indiana's) scouting report." - MSU senior Travis Walton			Quotable: "I think it speaks a little bit about the toughness of the guys, and even though some times I don't think they're tough enough, they must be tougher than I think." - MSU coach Tom Izzo																																																																																																																																																																																																																																																																																																																																																																																																																																																																																																																																							
Key Moment: Durrell Summers hit a 3-pointer less than 10 seconds into the game, and hit two more before the game was five minutes old. He added a fast-break layup as MSU sprinted out to a 13-1 lead.			Key Moment: After Indiana scored the first four points of the second half to pull within three points at 33-30, Michigan State scored the next 10, including six from Kalin Lucas, and never trailed by fewer than 11 after that.			Key Moment: MSU had seen its 12-point lead narrowed to four points in the final minutes, but after Manny Harris missed a 3-pointer, Kalin Lucas hit a 3-pointer with 3:36 left to push the lead back up to seven																																																																																																																																																																																																																																																																																																																																																																																																																																																																																																																																							
Notes: MSU held Minnesota to just 17.4 percent shooting in the first half. It marked the first time since Dec. 6, 2006 (IPFW), that the Spartans held an opponent under 20 percent in a half ... MSU's defense held Minnesota to 16 first-half points, a season-low by a Spartan opponent. The last time an opponent scored as few as 16 points in the first half was Nov. 8, 2006 (Brown) ... It was the first time that MSU held an opponent under 50 points since Feb. 21, 2008 (Penn State) ... Durrell Summers scored 11 of MSU's first 13 points, and out-scored Minnesota, 17-16, in the first half ... MSU recorded its fifth straight win over Minnesota, and its 10th win in the last 11 meetings, tying the all-time series at 56 ... MSU shot 51.0 percent from the field, becoming the first UM opponent this season to shoot 50 percent or better.			Notes: Draymond Green established season highs with 15 points and 12 rebounds, recording the first double-double of his young Spartan career ... After leading by just seven points at the half, MSU out-scored Indiana, 42-21, in the second half, as the 21 points were the fewest by any Spartan opponent in the second half this season ... MSU's defense held Indiana to 3-of-16 shooting from 3-point range, after the Hoosiers entered the game hitting 42-of-79 3-pointers in the previous four games ... MSU forced 21 Indiana turnovers, the second-highest number by an opponent, while committing just 10, tied for the second lowest total of the season ... Tom Izzo improved to 2-0 against former assistant Tom Crean ... Four Spartans scored in double figures for the first time since a Jan. 14 win at Penn State.			Notes: Michigan State held Michigan to 15 first-half points, the fewest by any conference team in a half this season ... Tom Izzo recorded his 155th Big Ten victory, moving into sole possession of 10th place in league history ... Delvon Roe recorded his first career double-double with 14 points and 10 rebounds, including 11 points in the first half ... Michigan State's freshmen and sophomores scored 45 of the Spartans' 54 points ... Michigan's 42 points were the fewest by a Spartan opponent this season, while the Wolverines' 16.7 percent 3-point shooting was also a season-low by an MSU foe ... MSU's defense allowed just two Wolverine points in the final 9:01 of the first half and just two points in the final 3:21 of the second half.																																																																																																																																																																																																																																																																																																																																																																																																																																																																																																																																							
<table><tr><td>Michigan State</td><td>FG</td><td>3FG</td><td>FT</td><td>O-D-R</td><td>PFPTS</td><td>A</td><td>TO</td><td>B</td><td>S</td><td>MIN</td></tr><tr><td>Kalin Lucas, g</td><td>4-14</td><td>1-2</td><td>1-1</td><td>0-2-2</td><td>0</td><td>10</td><td>4</td><td>3</td><td>0</td><td>28</td></tr><tr><td>Travis Walton, g</td><td>2-3</td><td>0-0</td><td>2-3</td><td>3-1-4</td><td>1</td><td>6</td><td>5</td><td>1</td><td>0</td><td>27</td></tr><tr><td>Delvon Roe, f</td><td>2-4</td><td>0-0</td><td>2-4</td><td>1-6-7</td><td>3</td><td>6</td><td>2</td><td>2</td><td>2</td><td>19</td></tr><tr><td>Goran Sutton, c</td><td>3-4</td><td>0-0</td><td>0-0</td><td>3-4-7</td><td>2</td><td>6</td><td>2</td><td>0</td><td>1</td><td>2</td></tr><tr><td>Durrell Summers, g</td><td>8-10</td><td>3-4</td><td>2-2</td><td>1-0-1</td><td>2</td><td>21</td><td>0</td><td>1</td><td>0</td><td>21</td></tr><tr><td>Idong Ibok</td><td>0-0</td><td>0-0</td><td>0-0</td><td>1-3-4</td><td>2</td><td>0</td><td>0</td><td>1</td><td>1</td><td>14</td></tr><tr><td>Chris Allen</td><td>4-7</td><td>2-4</td><td>3-5</td><td>0-1-1</td><td>1</td><td>13</td><td>0</td><td>2</td><td>0</td><td>18</td></tr><tr><td>Austin Thornton</td><td>0-0</td><td>0-0</td><td>2-2</td><td>0-1-1</td><td>1</td><td>2</td><td>0</td><td>1</td><td>0</td><td>7</td></tr><tr><td>Mike Kebler</td><td>0-0</td><td>0-0</td><td>2-2</td><td>0-1-1</td><td>0</td><td>2</td><td>1</td><td>0</td><td>0</td><td>2</td></tr><tr><td>Draymond Green</td><td>0-1</td><td>0-0</td><td>2-2</td><td>0-4-4</td><td>1</td><td>2</td><td>2</td><td>1</td><td>0</td><td>11</td></tr><tr><td>Jon Crandell</td><td>0-0</td><td>0-0</td><td>0-0</td><td>0-0-0</td><td>0</td><td>0</td><td>0</td><td>0</td><td>0</td><td>2</td></tr><tr><td>Korie Lucious</td><td>2-4</td><td>1-2</td><td>0-0</td><td>0-1-1</td><td>2</td><td>5</td><td>3</td><td>1</td><td>0</td><td>15</td></tr><tr><td>Tom Herzog</td><td>0-1</td><td>0-0</td><td>0-0</td><td>0-1-1</td><td>0</td><td>0</td><td>0</td><td>0</td><td>0</td><td>4</td></tr><tr><td>Marquise Gray</td><td>1-3</td><td>0-0</td><td>1-2</td><td>1-3-4</td><td>3</td><td>3</td><td>0</td><td>2</td><td>0</td><td>15</td></tr><tr><td>Team</td><td></td><td></td><td></td><td>2-2-4</td><td></td><td></td><td></td><td></td><td></td><td></td></tr><tr><td>Totals</td><td>26-51</td><td>7-12</td><td>17-23</td><td>12-30-42</td><td>18</td><td>76</td><td>19</td><td>15</td><td>4</td><td>111</td></tr></table> <p>Total FG% 1st: 16-30 (53.3%) 2nd: 10-21 (47.6%) Game: 51.0%</p> <p>3-Pt FG% 1st: 6-7 (85.7%) 2nd: 1-5 (20.0%) Game: 58.3%</p> <p>F Throw% 1st: 4-5 (80.0%) 2nd: 13-18 (72.2%) Game: 73.9%</p>			Michigan State	FG	3FG	FT	O-D-R	PFPTS	A	TO	B	S	MIN	Kalin Lucas, g	4-14	1-2	1-1	0-2-2	0	10	4	3	0	28	Travis Walton, g	2-3	0-0	2-3	3-1-4	1	6	5	1	0	27	Delvon Roe, f	2-4	0-0	2-4	1-6-7	3	6	2	2	2	19	Goran Sutton, c	3-4	0-0	0-0	3-4-7	2	6	2	0	1	2	Durrell Summers, g	8-10	3-4	2-2	1-0-1	2	21	0	1	0	21	Idong Ibok	0-0	0-0	0-0	1-3-4	2	0	0	1	1	14	Chris Allen	4-7	2-4	3-5	0-1-1	1	13	0	2	0	18	Austin Thornton	0-0	0-0	2-2	0-1-1	1	2	0	1	0	7	Mike Kebler	0-0	0-0	2-2	0-1-1	0	2	1	0	0	2	Draymond Green	0-1	0-0	2-2	0-4-4	1	2	2	1	0	11	Jon Crandell	0-0	0-0	0-0	0-0-0	0	0	0	0	0	2	Korie Lucious	2-4	1-2	0-0	0-1-1	2	5	3	1	0	15	Tom Herzog	0-1	0-0	0-0	0-1-1	0	0	0	0	0	4	Marquise Gray	1-3	0-0	1-2	1-3-4	3	3	0	2	0	15	Team				2-2-4							Totals	26-51	7-12	17-23	12-30-42	18	76	19	15	4	111	<table><tr><td>Michigan State</td><td>FG</td><td>3FG</td><td>FT</td><td>O-D-R</td><td>PFPTS</td><td>A</td><td>TO</td><td>B</td><td>S</td><td>MIN</td></tr><tr><td>Kalin Lucas, g</td><td>4-15</td><td>0-3</td><td>2-3</td><td>2-0-2</td><td>1</td><td>10</td><td>3</td><td>3</td><td>0</td><td>30</td></tr><tr><td>Travis Walton, g</td><td>3-2</td><td>0-0</td><td>0-0</td><td>0-2-2</td><td>3</td><td>0</td><td>1</td><td>1</td><td>0</td><td>23</td></tr><tr><td>Delvon Roe, f</td><td>3-5</td><td>0-0</td><td>3-9</td><td>1-3-4</td><td>2</td><td>9</td><td>1</td><td>0</td><td>1</td><td>20</td></tr><tr><td>Goran Sutton, c</td><td>5-6</td><td>0-0</td><td>2-3</td><td>2-3-5</td><td>2</td><td>12</td><td>3</td><td>3</td><td>2</td><td>25</td></tr><tr><td>Durrell Summers, f</td><td>11-10</td><td>0-8</td><td>0-0</td><td>3-2-5</td><td>2</td><td>2</td><td>0</td><td>1</td><td>0</td><td>27</td></tr><tr><td>Idong Ibok</td><td>0-0</td><td>0-0</td><td>0-0</td><td>0-1-1</td><td>0</td><td>0</td><td>0</td><td>0</td><td>0</td><td>1</td></tr><tr><td>Chris Allen</td><td>5-8</td><td>4-6</td><td>2-2</td><td>0-2-2</td><td>3</td><td>16</td><td>3</td><td>1</td><td>0</td><td>21</td></tr><tr><td>Austin Thornton</td><td>0-1</td><td>0-1</td><td>2-2</td><td>0-0-0</td><td>2</td><td>2</td><td>0</td><td>0</td><td>0</td><td>6</td></tr><tr><td>Mike Kebler</td><td>0-1</td><td>0-1</td><td>0-0</td><td>0-0-0</td><td>0</td><td>0</td><td>0</td><td>0</td><td>0</td><td>2</td></tr><tr><td>Draymond Green</td><td>5-5</td><td>0-0</td><td>5-5</td><td>3-9-12</td><td>4</td><td>15</td><td>0</td><td>1</td><td>0</td><td>20</td></tr><tr><td>John Crandell</td><td>0-0</td><td>0-0</td><td>2-2</td><td>0-0-0</td><td>0</td><td>2</td><td>0</td><td>0</td><td>0</td><td>2</td></tr><tr><td>Korie Lucious</td><td>2-3</td><td>2-2</td><td>0-0</td><td>0-2-2</td><td>3</td><td>6</td><td>1</td><td>0</td><td>0</td><td>12</td></tr><tr><td>Tom Herzog</td><td>0-0</td><td>0-0</td><td>0-0</td><td>0-0-0</td><td>0</td><td>0</td><td>0</td><td>0</td><td>1</td><td>3</td></tr><tr><td>Marquise Gray</td><td>0-2</td><td>0-0</td><td>1-2</td><td>0-1-1</td><td>1</td><td>1</td><td>1</td><td>0</td><td>1</td><td>8</td></tr><tr><td>Team</td><td></td><td></td><td></td><td>1-1-2</td><td></td><td></td><td></td><td></td><td></td><td></td></tr><tr><td>Totals</td><td>25-59</td><td>6-21</td><td>19-28</td><td>12-26-38</td><td>23</td><td>75</td><td>15</td><td>10</td><td>5</td><td>200</td></tr></table> <p>Total FG% 1st: 13-33 (39.4%) 2nd: 12-26 (46.2%) Game: 42.4%</p> <p>3-Pt FG% 1st: 3-11 (27.3%) 2nd: 3-10 (30.0%) Game: 28.6%</p> <p>F Throw% 1st: 4-5 (80.0%) 2nd: 15-23 (65.2%) Game: 67.9%</p>			Michigan State	FG	3FG	FT	O-D-R	PFPTS	A	TO	B	S	MIN	Kalin Lucas, g	4-15	0-3	2-3	2-0-2	1	10	3	3	0	30	Travis Walton, g	3-2	0-0	0-0	0-2-2	3	0	1	1	0	23	Delvon Roe, f	3-5	0-0	3-9	1-3-4	2	9	1	0	1	20	Goran Sutton, c	5-6	0-0	2-3	2-3-5	2	12	3	3	2	25	Durrell Summers, f	11-10	0-8	0-0	3-2-5	2	2	0	1	0	27	Idong Ibok	0-0	0-0	0-0	0-1-1	0	0	0	0	0	1	Chris Allen	5-8	4-6	2-2	0-2-2	3	16	3	1	0	21	Austin Thornton	0-1	0-1	2-2	0-0-0	2	2	0	0	0	6	Mike Kebler	0-1	0-1	0-0	0-0-0	0	0	0	0	0	2	Draymond Green	5-5	0-0	5-5	3-9-12	4	15	0	1	0	20	John Crandell	0-0	0-0	2-2	0-0-0	0	2	0	0	0	2	Korie Lucious	2-3	2-2	0-0	0-2-2	3	6	1	0	0	12	Tom Herzog	0-0	0-0	0-0	0-0-0	0	0	0	0	1	3	Marquise Gray	0-2	0-0	1-2	0-1-1	1	1	1	0	1	8	Team				1-1-2							Totals	25-59	6-21	19-28	12-26-38	23	75	15	10	5	200	<table><tr><td>Michigan State</td><td>FG</td><td>3FG</td><td>FT</td><td>O-D-R</td><td>PFPTS</td><td>A</td><td>TO</td><td>B</td><td>S</td><td>MIN</td></tr><tr><td>Durrell Summers, g</td><td>3-8</td><td>1-3</td><td>1-2</td><td>2-3-5</td><td>3</td><td>8</td><td>1</td><td>2</td><td>1</td><td>0</td></tr><tr><td>Delvon Roe, f</td><td>5-7</td><td>0-0</td><td>4-6</td><td>3-7-10</td><td>1</td><td>14</td><td>1</td><td>1</td><td>1</td><td>0</td></tr><tr><td>Goran Sutton, c</td><td>2-7</td><td>0-2</td><td>3-3</td><td>0-4-4</td><td>1</td><td>7</td><td>2</td><td>1</td><td>0</td><td>1</td></tr><tr><td>Kalin Lucas, g</td><td>4-8</td><td>1-3</td><td>6-6</td><td>0-4-4</td><td>2</td><td>15</td><td>2</td><td>1</td><td>0</td><td>36</td></tr><tr><td>Travis Walton, g</td><td>1-4</td><td>0-0</td><td>0-0</td><td>1-3-4</td><td>3</td><td>2</td><td>4</td><td>2</td><td>0</td><td>30</td></tr><tr><td>Chris Allen</td><td>1-3</td><td>0-2</td><td>1-2</td><td>0-0-0</td><td>2</td><td>3</td><td>1</td><td>2</td><td>0</td><td>9</td></tr><tr><td>Marquise Gray</td><td>0-0</td><td>0-0</td><td>0-0</td><td>0-0-0</td><td>1</td><td>0</td><td>0</td><td>1</td><td>0</td><td>2</td></tr><tr><td>Draymond Green</td><td>1-2</td><td>0-0</td><td>0-0</td><td>1-1-2</td><td>3</td><td>2</td><td>3</td><td>0</td><td>0</td><td>17</td></tr><tr><td>Korie Lucious</td><td>1-3</td><td>1-3</td><td>0-0</td><td>0-1-1</td><td>0</td><td>3</td><td>0</td><td>0</td><td>1</td><td>13</td></tr><tr><td>Austin Thornton</td><td>0-1</td><td>0-1</td><td>0-0</td><td>0-0-0</td><td>0</td><td>0</td><td>0</td><td>0</td><td>0</td><td>3</td></tr><tr><td>Team</td><td></td><td></td><td></td><td>1-0-1</td><td></td><td></td><td></td><td></td><td></td><td></td></tr><tr><td>Totals</td><td>18-43</td><td>3-14</td><td>15-19</td><td>8-23-31</td><td>16</td><td>54</td><td>14</td><td>11</td><td>3</td><td>200</td></tr></table> <p>Total FG% 1st: 9-23 (39.1%) 2nd: 9-20 (45.0%) Game: 41.9%</p> <p>3-Pt FG% 1st: 2-9 (22.2%) 2nd: 1-5 (20.0%) Game: 21.4%</p> <p>F Throw% 1st: 3-4 (75.0%) 2nd: 12-15 (80.0%) Game: 78.9%</p>			Michigan State	FG	3FG	FT	O-D-R	PFPTS	A	TO	B	S	MIN	Durrell Summers, g	3-8	1-3	1-2	2-3-5	3	8	1	2	1	0	Delvon Roe, f	5-7	0-0	4-6	3-7-10	1	14	1	1	1	0	Goran Sutton, c	2-7	0-2	3-3	0-4-4	1	7	2	1	0	1	Kalin Lucas, g	4-8	1-3	6-6	0-4-4	2	15	2	1	0	36	Travis Walton, g	1-4	0-0	0-0	1-3-4	3	2	4	2	0	30	Chris Allen	1-3	0-2	1-2	0-0-0	2	3	1	2	0	9	Marquise Gray	0-0	0-0	0-0	0-0-0	1	0	0	1	0	2	Draymond Green	1-2	0-0	0-0	1-1-2	3	2	3	0	0	17	Korie Lucious	1-3	1-3	0-0	0-1-1	0	3	0	0	1	13	Austin Thornton	0-1	0-1	0-0	0-0-0	0	0	0	0	0	3	Team				1-0-1							Totals	18-43	3-14	15-19	8-23-31	16	54	14	11	3	200
Michigan State	FG	3FG	FT	O-D-R	PFPTS	A	TO	B	S	MIN																																																																																																																																																																																																																																																																																																																																																																																																																																																																																																																																			
Kalin Lucas, g	4-14	1-2	1-1	0-2-2	0	10	4	3	0	28																																																																																																																																																																																																																																																																																																																																																																																																																																																																																																																																			
Travis Walton, g	2-3	0-0	2-3	3-1-4	1	6	5	1	0	27																																																																																																																																																																																																																																																																																																																																																																																																																																																																																																																																			
Delvon Roe, f	2-4	0-0	2-4	1-6-7	3	6	2	2	2	19																																																																																																																																																																																																																																																																																																																																																																																																																																																																																																																																			
Goran Sutton, c	3-4	0-0	0-0	3-4-7	2	6	2	0	1	2																																																																																																																																																																																																																																																																																																																																																																																																																																																																																																																																			
Durrell Summers, g	8-10	3-4	2-2	1-0-1	2	21	0	1	0	21																																																																																																																																																																																																																																																																																																																																																																																																																																																																																																																																			
Idong Ibok	0-0	0-0	0-0	1-3-4	2	0	0	1	1	14																																																																																																																																																																																																																																																																																																																																																																																																																																																																																																																																			
Chris Allen	4-7	2-4	3-5	0-1-1	1	13	0	2	0	18																																																																																																																																																																																																																																																																																																																																																																																																																																																																																																																																			
Austin Thornton	0-0	0-0	2-2	0-1-1	1	2	0	1	0	7																																																																																																																																																																																																																																																																																																																																																																																																																																																																																																																																			
Mike Kebler	0-0	0-0	2-2	0-1-1	0	2	1	0	0	2																																																																																																																																																																																																																																																																																																																																																																																																																																																																																																																																			
Draymond Green	0-1	0-0	2-2	0-4-4	1	2	2	1	0	11																																																																																																																																																																																																																																																																																																																																																																																																																																																																																																																																			
Jon Crandell	0-0	0-0	0-0	0-0-0	0	0	0	0	0	2																																																																																																																																																																																																																																																																																																																																																																																																																																																																																																																																			
Korie Lucious	2-4	1-2	0-0	0-1-1	2	5	3	1	0	15																																																																																																																																																																																																																																																																																																																																																																																																																																																																																																																																			
Tom Herzog	0-1	0-0	0-0	0-1-1	0	0	0	0	0	4																																																																																																																																																																																																																																																																																																																																																																																																																																																																																																																																			
Marquise Gray	1-3	0-0	1-2	1-3-4	3	3	0	2	0	15																																																																																																																																																																																																																																																																																																																																																																																																																																																																																																																																			
Team				2-2-4																																																																																																																																																																																																																																																																																																																																																																																																																																																																																																																																									
Totals	26-51	7-12	17-23	12-30-42	18	76	19	15	4	111																																																																																																																																																																																																																																																																																																																																																																																																																																																																																																																																			
Michigan State	FG	3FG	FT	O-D-R	PFPTS	A	TO	B	S	MIN																																																																																																																																																																																																																																																																																																																																																																																																																																																																																																																																			
Kalin Lucas, g	4-15	0-3	2-3	2-0-2	1	10	3	3	0	30																																																																																																																																																																																																																																																																																																																																																																																																																																																																																																																																			
Travis Walton, g	3-2	0-0	0-0	0-2-2	3	0	1	1	0	23																																																																																																																																																																																																																																																																																																																																																																																																																																																																																																																																			
Delvon Roe, f	3-5	0-0	3-9	1-3-4	2	9	1	0	1	20																																																																																																																																																																																																																																																																																																																																																																																																																																																																																																																																			
Goran Sutton, c	5-6	0-0	2-3	2-3-5	2	12	3	3	2	25																																																																																																																																																																																																																																																																																																																																																																																																																																																																																																																																			
Durrell Summers, f	11-10	0-8	0-0	3-2-5	2	2	0	1	0	27																																																																																																																																																																																																																																																																																																																																																																																																																																																																																																																																			
Idong Ibok	0-0	0-0	0-0	0-1-1	0	0	0	0	0	1																																																																																																																																																																																																																																																																																																																																																																																																																																																																																																																																			
Chris Allen	5-8	4-6	2-2	0-2-2	3	16	3	1	0	21																																																																																																																																																																																																																																																																																																																																																																																																																																																																																																																																			
Austin Thornton	0-1	0-1	2-2	0-0-0	2	2	0	0	0	6																																																																																																																																																																																																																																																																																																																																																																																																																																																																																																																																			
Mike Kebler	0-1	0-1	0-0	0-0-0	0	0	0	0	0	2																																																																																																																																																																																																																																																																																																																																																																																																																																																																																																																																			
Draymond Green	5-5	0-0	5-5	3-9-12	4	15	0	1	0	20																																																																																																																																																																																																																																																																																																																																																																																																																																																																																																																																			
John Crandell	0-0	0-0	2-2	0-0-0	0	2	0	0	0	2																																																																																																																																																																																																																																																																																																																																																																																																																																																																																																																																			
Korie Lucious	2-3	2-2	0-0	0-2-2	3	6	1	0	0	12																																																																																																																																																																																																																																																																																																																																																																																																																																																																																																																																			
Tom Herzog	0-0	0-0	0-0	0-0-0	0	0	0	0	1	3																																																																																																																																																																																																																																																																																																																																																																																																																																																																																																																																			
Marquise Gray	0-2	0-0	1-2	0-1-1	1	1	1	0	1	8																																																																																																																																																																																																																																																																																																																																																																																																																																																																																																																																			
Team				1-1-2																																																																																																																																																																																																																																																																																																																																																																																																																																																																																																																																									
Totals	25-59	6-21	19-28	12-26-38	23	75	15	10	5	200																																																																																																																																																																																																																																																																																																																																																																																																																																																																																																																																			
Michigan State	FG	3FG	FT	O-D-R	PFPTS	A	TO	B	S	MIN																																																																																																																																																																																																																																																																																																																																																																																																																																																																																																																																			
Durrell Summers, g	3-8	1-3	1-2	2-3-5	3	8	1	2	1	0																																																																																																																																																																																																																																																																																																																																																																																																																																																																																																																																			
Delvon Roe, f	5-7	0-0	4-6	3-7-10	1	14	1	1	1	0																																																																																																																																																																																																																																																																																																																																																																																																																																																																																																																																			
Goran Sutton, c	2-7	0-2	3-3	0-4-4	1	7	2	1	0	1																																																																																																																																																																																																																																																																																																																																																																																																																																																																																																																																			
Kalin Lucas, g	4-8	1-3	6-6	0-4-4	2	15	2	1	0	36																																																																																																																																																																																																																																																																																																																																																																																																																																																																																																																																			
Travis Walton, g	1-4	0-0	0-0	1-3-4	3	2	4	2	0	30																																																																																																																																																																																																																																																																																																																																																																																																																																																																																																																																			
Chris Allen	1-3	0-2	1-2	0-0-0	2	3	1	2	0	9																																																																																																																																																																																																																																																																																																																																																																																																																																																																																																																																			
Marquise Gray	0-0	0-0	0-0	0-0-0	1	0	0	1	0	2																																																																																																																																																																																																																																																																																																																																																																																																																																																																																																																																			
Draymond Green	1-2	0-0	0-0	1-1-2	3	2	3	0	0	17																																																																																																																																																																																																																																																																																																																																																																																																																																																																																																																																			
Korie Lucious	1-3	1-3	0-0	0-1-1	0	3	0	0	1	13																																																																																																																																																																																																																																																																																																																																																																																																																																																																																																																																			
Austin Thornton	0-1	0-1	0-0	0-0-0	0	0	0	0	0	3																																																																																																																																																																																																																																																																																																																																																																																																																																																																																																																																			
Team				1-0-1																																																																																																																																																																																																																																																																																																																																																																																																																																																																																																																																									
Totals	18-43	3-14	15-19	8-23-31	16	54	14	11	3	200																																																																																																																																																																																																																																																																																																																																																																																																																																																																																																																																			
<table><tr><td>Minnesota</td><td>FG</td><td>3FG</td><td>FT</td><td>O-D-R</td><td>PFPTS</td><td>A</td><td>TO</td><td>B</td><td>S</td><td>MIN</td></tr><tr><td>Al Nolen, g</td><td>0-6</td><td>0-2</td><td>4-4</td><td>0-0-0</td><td>3</td><td>4</td><td>2</td><td>2</td><td>1</td><td>22</td></tr><tr><td>L. Westbrook, g</td><td>2-7</td><td>1-2</td><td>1-2</td><td>1-0-1</td><td>1</td><td>6</td><td>0</td><td>2</td><td>0</td><td>20</td></tr><tr><td>Damian Johnson, f</td><td>1-5</td><td>0-1</td><td>1-2</td><td>1-1-2</td><td>3</td><td>3</td><td>0</td><td>2</td><td>1</td><td>0</td></tr><tr><td>Colton Iverson, c</td><td>2-4</td><td>0-0</td><td>0-3</td><td>3-2-5</td><td>2</td><td>4</td><td>2</td><td>2</td><td>2</td><td>0</td></tr><tr><td>Ralph Sampson, f</td><td>0-4</td><td>0-0</td><td>2-2</td><td>0-3-3</td><td>1</td><td>2</td><td>1</td><td>1</td><td>0</td><td>3</td></tr><tr><td>Paul Carter</td><td>1-4</td><td>0-0</td><td>5-6</td><td>1-1-2</td><td>3</td><td>7</td><td>0</td><td>1</td><td>0</td><td>2</td></tr><tr><td>Travis Busch</td><td>0-0</td><td>0-0</td><td>1-2</td><td>1-2-3</td><td>1</td><td>1</td><td>0</td><td>0</td><td>0</td><td>7</td></tr><tr><td>Devoe Joseph</td><td>5-8</td><td>1-3</td><td>0-0</td><td>0-0-0</td><td>2</td><td>11</td><td>1</td><td>3</td><td>0</td><td>24</td></tr><tr><td>Nathan Williams</td><td>1-4</td><td>0-0</td><td>0-0</td><td>1-0-1</td><td>0</td><td>2</td><td>0</td><td>0</td><td>0</td><td>3</td></tr><tr><td>Devron Bostick</td><td>0-4</td><td>0-1</td><td>0-0</td><td>1-1-2</td><td>1</td><td>0</td><td>0</td><td>0</td><td>0</td><td>9</td></tr><tr><td>Blake Hofferbar</td><td>3-5</td><td>1-3</td><td>0-0</td><td>0-1-1</td><td>0</td><td>7</td><td>0</td><td>2</td><td>0</td><td>22</td></tr><tr><td>Jamal Abu-Shamala</td><td>0-1</td><td>0-0</td><td>0-0</td><td>0-1-1</td><td>0</td><td>0</td><td>0</td><td>0</td><td>0</td><td>8</td></tr><tr><td>Team</td><td></td><td></td><td></td><td>3-2-5</td><td></td><td></td><td></td><td></td><td></td><td></td></tr><tr><td>Totals</td><td>15-52</td><td>3-12</td><td>14-21</td><td>12-14-26</td><td>17</td><td>47</td><td>6</td><td>16</td><td>4</td><td>200</td></tr></table> <p>Total FG% 1st: 4-23 (17.4%) 2nd: 11-29 (37.9%) Game: 28.8%</p> <p>3-Pt FG% 1st: 0-4 (0.0%) 2nd: 3-8 (37.5%) Game: 25.0%</p> <p>F Throw% 1st: 8-10 (80.0%) 2nd: 6-11 (54.5%) Game: 66.7%</p>			Minnesota	FG	3FG	FT	O-D-R	PFPTS	A	TO	B	S	MIN	Al Nolen, g	0-6	0-2	4-4	0-0-0	3	4	2	2	1	22	L. Westbrook, g	2-7	1-2	1-2	1-0-1	1	6	0	2	0	20	Damian Johnson, f	1-5	0-1	1-2	1-1-2	3	3	0	2	1	0	Colton Iverson, c	2-4	0-0	0-3	3-2-5	2	4	2	2	2	0	Ralph Sampson, f	0-4	0-0	2-2	0-3-3	1	2	1	1	0	3	Paul Carter	1-4	0-0	5-6	1-1-2	3	7	0	1	0	2	Travis Busch	0-0	0-0	1-2	1-2-3	1	1	0	0	0	7	Devoe Joseph	5-8	1-3	0-0	0-0-0	2	11	1	3	0	24	Nathan Williams	1-4	0-0	0-0	1-0-1	0	2	0	0	0	3	Devron Bostick	0-4	0-1	0-0	1-1-2	1	0	0	0	0	9	Blake Hofferbar	3-5	1-3	0-0	0-1-1	0	7	0	2	0	22	Jamal Abu-Shamala	0-1	0-0	0-0	0-1-1	0	0	0	0	0	8	Team				3-2-5							Totals	15-52	3-12	14-21	12-14-26	17	47	6	16	4	200	<table><tr><td>Indiana</td><td>FG</td><td>3FG</td><td>FT</td><td>O-D-R</td><td>PFPTS</td><td>A</td><td>TO</td><td>B</td><td>S</td><td>MIN</td></tr><tr><td>Verdell Jones, g</td><td>2-8</td><td>1-3</td><td>8-10</td><td>0-3-3</td><td>3</td><td>13</td><td>2</td><td>2</td><td>1</td><td>31</td></tr><tr><td>Nick Williams, g</td><td>3-7</td><td>0-1</td><td>1-2</td><td>2-5-7</td><td>2</td><td>7</td><td>1</td><td>3</td><td>0</td><td>1</td></tr><tr><td>Tom Pritchard, f</td><td>3-5</td><td>0-0</td><td>3-6</td><td>1-4-5</td><td>4</td><td>9</td><td>1</td><td>1</td><td>0</td><td>29</td></tr><tr><td>Devan Dumes, g</td><td>2-5</td><td>0-3</td><td>1-2</td><td>1-3-4</td><td>5</td><td>5</td><td>0</td><td>5</td><td>0</td><td>19</td></tr><tr><td>Kyle Taber, f</td><td>1-3</td><td>0-0</td><td>0-0</td><td>1-2-3</td><td>4</td><td>2</td><td>1</td><td>2</td><td>0</td><td>1</td></tr><tr><td>Matt Roth</td><td>2-8</td><td>2-7</td><td>4-4</td><td>1-0-1</td><td>1</td><td>10</td><td>0</td><td>1</td><td>0</td><td>26</td></tr><tr><td>Daniel Moore</td><td>0-1</td><td>0-0</td><td>0-0</td><td>0-2-2</td><td>2</td><td>0</td><td>3</td><td>2</td><td>0</td><td>16</td></tr><tr><td>Steven Gambles</td><td>0-0</td><td>0-0</td><td>0-0</td><td>0-1-0</td><td>0</td><td>0</td><td>0</td><td>0</td><td>0</td><td>2</td></tr><tr><td>Kory Barnett</td><td>0-0</td><td>0-0</td><td>0-0</td><td>0-0-0</td><td>0</td><td>0</td><td>0</td><td>0</td><td>0</td><td>2</td></tr><tr><td>Broderick Lewis</td><td>0-1</td><td>0-0</td><td>0-0</td><td>0-0-0</td><td>0</td><td>0</td><td>0</td><td>0</td><td>0</td><td>2</td></tr><tr><td>Malik Story</td><td>0-4</td><td>0-2</td><td>1-2</td><td>0-1-1</td><td>4</td><td>1</td><td>2</td><td>3</td><td>0</td><td>22</td></tr><tr><td>Tijan Jobe</td><td>0-0</td><td>0-0</td><td>0-0</td><td>0-0-0</td><td>0</td><td>0</td><td>0</td><td>0</td><td>0</td><td>2</td></tr><tr><td>Team</td><td></td><td></td><td></td><td>0-6-6</td><td></td><td></td><td></td><td></td><td></td><td></td></tr><tr><td>Totals</td><td>13-42</td><td>3-16</td><td>18-26</td><td>6-27-33</td><td>25</td><td>47</td><td>10</td><td>21</td><td>1</td><td>200</td></tr></table> <p>Total FG% 1st: 6-20 (30.0%) 2nd: 7-22 (31.8%) Game: 31.0%</p> <p>3-Pt FG% 1st: 2-6 (33.3%) 2nd: 1-10 (10.0%) Game: 18.8%</p> <p>F Throw% 1st: 12-15 (80.0%) 2nd: 6-11 (54.5%) Game: 69.2%</p>			Indiana	FG	3FG	FT	O-D-R	PFPTS	A	TO	B	S	MIN	Verdell Jones, g	2-8	1-3	8-10	0-3-3	3	13	2	2	1	31	Nick Williams, g	3-7	0-1	1-2	2-5-7	2	7	1	3	0	1	Tom Pritchard, f	3-5	0-0	3-6	1-4-5	4	9	1	1	0	29	Devan Dumes, g	2-5	0-3	1-2	1-3-4	5	5	0	5	0	19	Kyle Taber, f	1-3	0-0	0-0	1-2-3	4	2	1	2	0	1	Matt Roth	2-8	2-7	4-4	1-0-1	1	10	0	1	0	26	Daniel Moore	0-1	0-0	0-0	0-2-2	2	0	3	2	0	16	Steven Gambles	0-0	0-0	0-0	0-1-0	0	0	0	0	0	2	Kory Barnett	0-0	0-0	0-0	0-0-0	0	0	0	0	0	2	Broderick Lewis	0-1	0-0	0-0	0-0-0	0	0	0	0	0	2	Malik Story	0-4	0-2	1-2	0-1-1	4	1	2	3	0	22	Tijan Jobe	0-0	0-0	0-0	0-0-0	0	0	0	0	0	2	Team				0-6-6							Totals	13-42	3-16	18-26	6-27-33	25	47	10	21	1	200	<table><tr><td>Michigan State</td><td>FG</td><td>3FG</td><td>FT</td><td>O-D-R</td><td>PFPTS</td><td>A</td><td>TO</td><td>B</td><td>S</td><td>MIN</td></tr><tr><td>Zack Novak, g</td><td>1-6</td><td>1-6</td><td>1-2</td><td>2-2-4</td><td>1</td><td>4</td><td>3</td><td>1</td><td>0</td><td>0</td></tr><tr><td>Manny Harris, g</td><td>2-10</td><td>1-6</td><td>2-4</td><td>1-6-7</td><td>1</td><td>7</td><td>3</td><td>4</td><td>0</td><td>2</td></tr><tr><td>Zack Gibson, f</td><td>2-4</td><td>1-1</td><td>1-3</td><td>1-1-2</td><td>1</td><td>6</td><td>0</td><td>1</td><td>1</td><td>0</td></tr><tr><td>CJ Lee, g</td><td>1-4</td><td>0-2</td><td>0-0</td><td>0-2-2</td><td>4</td><td>2</td><td>2</td><td>1</td><td>0</td><td>0</td></tr><tr><td>Laval Lucas-Perry, g</td><td>1-3</td><td>1-2</td><td>0-0</td><td>1-2-3</td><td>2</td><td>3</td><td>0</td><td>2</td><td>0</td><td>16</td></tr><tr><td>DeShawn Sims</td><td>9-14</td><td>0-3</td><td>0-0</td><td>3-1-4</td><td>4</td><td>18</td><td>0</td><td>2</td><td>0</td><td>25</td></tr><tr><td>Stu Douglass</td><td>0-2</td><td>0-2</td><td>2-2</td><td>0-0-0</td><td>4</td><td>2</td><td>1</td><td>0</td><td>0</td><td>17</td></tr><tr><td>Jevohn Shepherd</td><td>0-1</td><td>0-0</td><td>0-0</td><td>0-0-0</td><td>1</td><td>0</td><td>1</td><td>0</td><td>0</td><td>3</td></tr><tr><td>David Merritt</td><td>0-0</td><td>0-0</td><td>0-0</td><td>0-0-0</td><td>0</td><td>0</td><td>0</td><td>1</td><td>0</td><td>6</td></tr><tr><td>Kevin Grady</td><td>0-2</td><td>0-2</td><td>0-0</td><td>0-0-0</td><td>0</td><td>0</td><td>0</td><td>0</td><td>1</td><td>7</td></tr><tr><td>Team</td><td></td><td></td><td></td><td>1-5-6</td><td></td><td></td><td></td><td></td><td></td><td></td></tr><tr><td>Totals</td><td>16-46</td><td>4-24</td><td>6-11</td><td>9-19-28</td><td>18</td><td>42</td><td>10</td><td>13</td><td>1</td><td>4</td></tr></table> <p>Total FG% 1st: 6-19 (31.6%) 2nd: 10-27 (37.0%) Game: 34.8%</p> <p>3-Pt FG% 1st: 2-10 (20.0%) 2nd: 2-14 (14.3%) Game: 16.7%</p> <p>F Throw% 1st: 1-4 (25.0%) 2nd: 5-7 (71.4%) Game: 54.5%</p>			Michigan State	FG	3FG	FT	O-D-R	PFPTS	A	TO	B	S	MIN	Zack Novak, g	1-6	1-6	1-2	2-2-4	1	4	3	1	0	0	Manny Harris, g	2-10	1-6	2-4	1-6-7	1	7	3	4	0	2	Zack Gibson, f	2-4	1-1	1-3	1-1-2	1	6	0	1	1	0	CJ Lee, g	1-4	0-2	0-0	0-2-2	4	2	2	1	0	0	Laval Lucas-Perry, g	1-3	1-2	0-0	1-2-3	2	3	0	2	0	16	DeShawn Sims	9-14	0-3	0-0	3-1-4	4	18	0	2	0	25	Stu Douglass	0-2	0-2	2-2	0-0-0	4	2	1	0	0	17	Jevohn Shepherd	0-1	0-0	0-0	0-0-0	1	0	1	0	0	3	David Merritt	0-0	0-0	0-0	0-0-0	0	0	0	1	0	6	Kevin Grady	0-2	0-2	0-0	0-0-0	0	0	0	0	1	7	Team				1-5-6							Totals	16-46	4-24	6-11	9-19-28	18	42	10	13	1	4																																												
Minnesota	FG	3FG	FT	O-D-R	PFPTS	A	TO	B	S	MIN																																																																																																																																																																																																																																																																																																																																																																																																																																																																																																																																			
Al Nolen, g	0-6	0-2	4-4	0-0-0	3	4	2	2	1	22																																																																																																																																																																																																																																																																																																																																																																																																																																																																																																																																			
L. Westbrook, g	2-7	1-2	1-2	1-0-1	1	6	0	2	0	20																																																																																																																																																																																																																																																																																																																																																																																																																																																																																																																																			
Damian Johnson, f	1-5	0-1	1-2	1-1-2	3	3	0	2	1	0																																																																																																																																																																																																																																																																																																																																																																																																																																																																																																																																			
Colton Iverson, c	2-4	0-0	0-3	3-2-5	2	4	2	2	2	0																																																																																																																																																																																																																																																																																																																																																																																																																																																																																																																																			
Ralph Sampson, f	0-4	0-0	2-2	0-3-3	1	2	1	1	0	3																																																																																																																																																																																																																																																																																																																																																																																																																																																																																																																																			
Paul Carter	1-4	0-0	5-6	1-1-2	3	7	0	1	0	2																																																																																																																																																																																																																																																																																																																																																																																																																																																																																																																																			
Travis Busch	0-0	0-0	1-2	1-2-3	1	1	0	0	0	7																																																																																																																																																																																																																																																																																																																																																																																																																																																																																																																																			
Devoe Joseph	5-8	1-3	0-0	0-0-0	2	11	1	3	0	24																																																																																																																																																																																																																																																																																																																																																																																																																																																																																																																																			
Nathan Williams	1-4	0-0	0-0	1-0-1	0	2	0	0	0	3																																																																																																																																																																																																																																																																																																																																																																																																																																																																																																																																			
Devron Bostick	0-4	0-1	0-0	1-1-2	1	0	0	0	0	9																																																																																																																																																																																																																																																																																																																																																																																																																																																																																																																																			
Blake Hofferbar	3-5	1-3	0-0	0-1-1	0	7	0	2	0	22																																																																																																																																																																																																																																																																																																																																																																																																																																																																																																																																			
Jamal Abu-Shamala	0-1	0-0	0-0	0-1-1	0	0	0	0	0	8																																																																																																																																																																																																																																																																																																																																																																																																																																																																																																																																			
Team				3-2-5																																																																																																																																																																																																																																																																																																																																																																																																																																																																																																																																									
Totals	15-52	3-12	14-21	12-14-26	17	47	6	16	4	200																																																																																																																																																																																																																																																																																																																																																																																																																																																																																																																																			
Indiana	FG	3FG	FT	O-D-R	PFPTS	A	TO	B	S	MIN																																																																																																																																																																																																																																																																																																																																																																																																																																																																																																																																			
Verdell Jones, g	2-8	1-3	8-10	0-3-3	3	13	2	2	1	31																																																																																																																																																																																																																																																																																																																																																																																																																																																																																																																																			
Nick Williams, g	3-7	0-1	1-2	2-5-7	2	7	1	3	0	1																																																																																																																																																																																																																																																																																																																																																																																																																																																																																																																																			
Tom Pritchard, f	3-5	0-0	3-6	1-4-5	4	9	1	1	0	29																																																																																																																																																																																																																																																																																																																																																																																																																																																																																																																																			
Devan Dumes, g	2-5	0-3	1-2	1-3-4	5	5	0	5	0	19																																																																																																																																																																																																																																																																																																																																																																																																																																																																																																																																			
Kyle Taber, f	1-3	0-0	0-0	1-2-3	4	2	1	2	0	1																																																																																																																																																																																																																																																																																																																																																																																																																																																																																																																																			
Matt Roth	2-8	2-7	4-4	1-0-1	1	10	0	1	0	26																																																																																																																																																																																																																																																																																																																																																																																																																																																																																																																																			
Daniel Moore	0-1	0-0	0-0	0-2-2	2	0	3	2	0	16																																																																																																																																																																																																																																																																																																																																																																																																																																																																																																																																			
Steven Gambles	0-0	0-0	0-0	0-1-0	0	0	0	0	0	2																																																																																																																																																																																																																																																																																																																																																																																																																																																																																																																																			
Kory Barnett	0-0	0-0	0-0	0-0-0	0	0	0	0	0	2																																																																																																																																																																																																																																																																																																																																																																																																																																																																																																																																			
Broderick Lewis	0-1	0-0	0-0	0-0-0	0	0	0	0	0	2																																																																																																																																																																																																																																																																																																																																																																																																																																																																																																																																			
Malik Story	0-4	0-2	1-2	0-1-1	4	1	2	3	0	22																																																																																																																																																																																																																																																																																																																																																																																																																																																																																																																																			
Tijan Jobe	0-0	0-0	0-0	0-0-0	0	0	0	0	0	2																																																																																																																																																																																																																																																																																																																																																																																																																																																																																																																																			
Team				0-6-6																																																																																																																																																																																																																																																																																																																																																																																																																																																																																																																																									
Totals	13-42	3-16	18-26	6-27-33	25	47	10	21	1	200																																																																																																																																																																																																																																																																																																																																																																																																																																																																																																																																			
Michigan State	FG	3FG	FT	O-D-R	PFPTS	A	TO	B	S	MIN																																																																																																																																																																																																																																																																																																																																																																																																																																																																																																																																			
Zack Novak, g	1-6	1-6	1-2	2-2-4	1	4	3	1	0	0																																																																																																																																																																																																																																																																																																																																																																																																																																																																																																																																			
Manny Harris, g	2-10	1-6	2-4	1-6-7	1	7	3	4	0	2																																																																																																																																																																																																																																																																																																																																																																																																																																																																																																																																			
Zack Gibson, f	2-4	1-1	1-3	1-1-2	1	6	0	1	1	0																																																																																																																																																																																																																																																																																																																																																																																																																																																																																																																																			
CJ Lee, g	1-4	0-2	0-0	0-2-2	4	2	2	1	0	0																																																																																																																																																																																																																																																																																																																																																																																																																																																																																																																																			
Laval Lucas-Perry, g	1-3	1-2	0-0	1-2-3	2	3	0	2	0	16																																																																																																																																																																																																																																																																																																																																																																																																																																																																																																																																			
DeShawn Sims	9-14	0-3	0-0	3-1-4	4	18	0	2	0	25																																																																																																																																																																																																																																																																																																																																																																																																																																																																																																																																			
Stu Douglass	0-2	0-2	2-2	0-0-0	4	2	1	0	0	17																																																																																																																																																																																																																																																																																																																																																																																																																																																																																																																																			
Jevohn Shepherd	0-1	0-0	0-0	0-0-0	1	0	1	0	0	3																																																																																																																																																																																																																																																																																																																																																																																																																																																																																																																																			
David Merritt	0-0	0-0	0-0	0-0-0	0	0	0	1	0	6																																																																																																																																																																																																																																																																																																																																																																																																																																																																																																																																			
Kevin Grady	0-2	0-2	0-0	0-0-0	0	0	0	0	1	7																																																																																																																																																																																																																																																																																																																																																																																																																																																																																																																																			
Team				1-5-6																																																																																																																																																																																																																																																																																																																																																																																																																																																																																																																																									
Totals	16-46	4-24	6-11	9-19-28	18	42	10	13	1	4																																																																																																																																																																																																																																																																																																																																																																																																																																																																																																																																			
Officials: Bert Smith, Bob Donato, Les Jones Attendance: 14,759 Halftime Score: MSU 42-16 Record: MSU 18-4, 8-2; Minnesota 18-4, 6-4			Officials: Ed Hightower, Paul Jansson, Zelton Steed Attendance: 14,759 Halftime Score: MSU 33-26 Record: MSU 19-4, 9-2; Indiana 6-16, 1-9			Officials: Ed Hightower, Tom O'Neill, JD Collins Attendance: 13,751 Halftime Score: MSU 23-15 Record: MSU 20-4, 10-2; Michigan 15-10, 5-7																																																																																																																																																																																																																																																																																																																																																																																																																																																																																																																																							

NCAA TOURNAMENT FINAL FOUR • APRIL 4 & 6, 2009

	#19/21 PURDUE	72		#6/5 MICHIGAN STATE	61		#9/9 MICHIGAN STATE	62
	#6/5 MICHIGAN STATE	54		WISCONSIN	50		IOWA	54

#25	Feb. 17, 2009 • West Lafayette, Ind. Mackey Arena	#26	Feb. 22, 2009 • East Lansing, Mich. Breslin Center	#27	Feb. 25, 2009 • East Lansing, Mich. Breslin Center
-----	--	-----	---	-----	---

Key Stat: Points Off Turnovers
MSU - 4; PUR - 21

Quotable: "We had layups we should have made, but the key was us making some silly turnovers that if we don't make we win."
- MSU sophomore Kalin Lucas

Key Moment: Michigan State trailed by just three points at the half, but Purdue scored the first seven points of the second half in the first 1:30 and took control of the game.

Notes: Michigan State shot a season-low 32.7 percent from the field and tied a season-low with 54 points ... In the first half, Michigan State committed nine turnovers, compared to 10 for Purdue, but in the second half, the Spartans committed 13, compared to just three for the Boilermakers ... MSU tied a season high with 22 turnovers, while recording a season-low eight assists ... Kalin Lucas scored 10 of his 14 points from the foul line, attempting a season-high 12 free throws ... Michigan State grabbed 15 offensive rebounds, but were able to score just seven second-chance points.

Michigan State	FG	3FG	FT	O-D-R	PFPTS	A	TO	B	S	MIN
Kalin Lucas, g	2-11	0-11	0-2	0-2	4	14	3	6	0	1 34
Travis Walton, g	1-6	0-0	0-0	0-1	2	2	1	0	0	1 29
Delvon Roe, f	1-3	0-0	0-0	4-3	2	2	0	4	0	1 17
Goran Sutton, c	3-8	0-2	4-4	5-2	7	10	0	3	0	0 25
Durrell Summers, g	5-10	1-2	0-0	1-5	6	11	1	3	0	2 32
Chris Allen	3-6	1-1	0-0	1-2	3	7	1	1	0	0 18
Marquise Gray	0-0	0-0	0-0	0-2	2	0	0	0	1	0 6
Raymar Morgan	1-5	0-0	1-3	2-2	4	3	0	0	0	0 14
Draymond Green	1-3	0-0	1-1	1-2	2	3	0	2	0	0 11
Korie Lucious	1-3	0-2	0-0	0-0	0	2	2	3	0	0 12
Idong Ibok	0-0	0-0	0-0	0-0	0	0	0	0	0	0 1
Austin Thornton	0-0	0-0	0-0	0-0	0	0	0	0	0	0 1
Team					1-1					
Totals	18-55	2-8	16-20	15-21	36	20	54	8	22	1 5 200

Total FG% 1st: 8-30 (26.7%) 2nd: 10-25 (40.0%) Game: 32.7%
3-Pt FG% 1st: 1-3 (33.3%) 2nd: 1-5 (20.0%) Game: 25.0%
F Throw% 1st: 6-8 (75.0%) 2nd: 10-12 (83.3%) Game: 80.0%

Purdue	FG	3FG	FT	O-D-R	PFPTS	A	TO	B	S	MIN
Chris Kramer, g	2-4	0-2	0-0	0-6	6	1	4	3	1	2 3 35
Robbie Hummel, f	3-9	2-7	3-4	1-2	3	11	3	2	0	2 25
Lewis Jackson, g	3-6	0-0	1-2	2-4	6	7	3	2	0	0 21
JaJuan Johnson, c	5-7	0-0	7-8	1-3	4	2	17	0	1	1 26
ETwaun Moore, g	5-10	1-4	2-2	0-6	6	3	13	3	1	1 33
Keaton Grant	3-7	3-6	0-0	0-0	0	3	9	2	3	0 27
Nemanja Calasan	2-5	0-0	0-0	1-1	2	4	1	0	1	2 15
Bobby Riddell	1-1	0-0	0-0	0-0	0	2	1	0	0	0 5
Ryne Smith	0-0	0-0	0-0	0-0	0	0	0	0	0	0 1
Mark Wohlford	0-0	0-0	0-0	0-1	1	0	0	0	0	0 1
Chris Reid	0-0	0-0	0-0	0-0	0	0	0	0	0	0 1
Team					1-1					
Totals	26-54	6-22	14-18	6-25	31	18	72	16	13	8 10 200

Total FG% 1st: 10-24 (41.7%) 2nd: 16-30 (53.3%) Game: 48.1%
3-Pt FG% 1st: 3-12 (25.0%) 2nd: 3-10 (30.0%) Game: 27.3%
F Throw% 1st: 3-6 (50.0%) 2nd: 11-12 (91.7%) Game: 77.8%

Officials: Ed Hightower, Jim Burr, Ted Valentine
Attendance: 14,123
Halftime Score: Purdue, 26-23

Record: MSU 20-5, 10-3; Purdue 20-6, 9-4

Key Stat: Second-Half Shooting
MSU - 51.9% (14-27); UW - 27.8% (5-18)

Quotable: "I made those all the time back in the day, but that was my first big-time college shot. It's a great feeling."
- MSU sophomore Chris Allen, on his 3-pointer with 2:41 left pushed the lead to five.

Key Moment: Chris Allen and Kalin Lucas hit back-to-back 3-pointers in the final three minutes to push MSU's lead to eight at 55-47.

Notes: Michigan State closed the game on a 32-9 run after falling behind 41-29 with 12:31 remaining, as the Spartans scored on 13 of their final 17 possessions ... Goran Sutton recorded his fourth double-double of the season, including 14 points and seven rebounds in the final 12:22 of the contest ... In the first half, Travis Walton was the primary defender on Joe Krabbenhoft, holding him to two points and no rebounds. In the second half, he switched to Trevon Hughes and held him to two points ... Wisconsin's 19 second-half points were the fewest by a Spartan opponent in the second half this season, as the Badgers made just five second-half field goals. MSU's defense held the Badgers without a field goal from the 12:31 mark of the second half until 3:43 remaining - a span of 8:48 ... MSU made just 2-of-9 3-point field goals, making the last two as Chris Allen's with 2:41 extended the MSU lead to five, and Kalin Lucas hit one on the next possession, pushing the Spartan margin to eight with 1:58 left.

Michigan State	FG	3FG	FT	O-D-R	PFPTS	A	TO	B	S	MIN
Kalin Lucas, g	8-14	1-2	0-0	0-2	2	17	2	2	0	1 34
Travis Walton, g	1-2	0-0	0-0	1-1	2	2	6	0	4	0 24
Delvon Roe, f	3-4	0-0	0-3	2-6	8	2	6	0	3	1 0 25
Durrell Summers, g	2-6	0-0	1-1	0-1	1	2	5	0	2	0 1 24
Tom Herzog, c	1-1	0-0	0-0	0-0	0	2	0	0	0	0 3
Raymar Morgan	1-4	0-0	1-2	4-1	5	1	3	0	2	0 0 17
Chris Allen	2-7	1-4	3-4	0-2	2	1	8	4	1	0 0 23
Austin Thornton	0-0	0-0	0-0	0-0	1	0	0	0	0	0 1
Goran Sutton	5-10	0-3	6-6	4-6	10	16	2	3	1	0 26
Draymond Green	0-0	0-0	0-0	0-3	3	0	2	1	0	0 12
Korie Lucious	0-0	0-0	0-0	0-0	0	0	0	0	0	0 1
Marquise Gray	1-3	0-0	0-0	0-1	1	2	2	0	0	0 10
Team					2-1					
Totals	24-51	2-9	11-16	13-24	37	17	61	16	14	2 6 200

Total FG% 1st: 10-24 (41.7%) 2nd: 14-27 (51.9%) Game: 47.1%
3-Pt FG% 1st: 0-1 (0.0%) 2nd: 2-8 (25.0%) Game: 22.2%
F Throw% 1st: 5-7 (71.4%) 2nd: 6-9 (66.7%) Game: 68.8%

Wisconsin	FG	3FG	FT	O-D-R	PFPTS	A	TO	B	S	MIN
Marcus Landry, f	4-11	3-6	0-0	0-3	3	1	11	1	2	2 1 31
Trevon Hughes, g	3-10	2-7	4-4	1-3	4	1	12	3	4	0 4 35
Jason Bohannon, g	1-5	1-3	4-5	1-2	3	2	7	1	1	0 1 36
Jon Leuer, f	3-10	0-2	1-3	1-1	2	1	7	1	0	0 0 30
Joe Krabbenhoft, f	1-5	0-1	0-0	0-0	0	4	2	3	0	0 25
Jordan Taylor	0-1	0-0	0-0	0-0	1	0	1	0	0	0 5
Tim Jarmusz	1-2	1-1	4-4	0-1	1	0	7	0	0	0 18
Rob Wilson	0-0	0-0	0-0	0-0	1	0	0	0	1	0 4
Kevin Gullikson	0-0	0-0	0-0	0-0	0	0	0	0	0	0 2
Keaton Nankivil	2-4	0-1	0-0	2-3	5	3	4	0	0	0 14
Team					3-4					
Totals	15-48	7-21	13-16	8-17	25	14	50	9	11	3 6 200

Total FG% 1st: 10-30 (33.3%) 2nd: 5-18 (27.8%) Game: 31.3%
3-Pt FG% 1st: 4-11 (36.4%) 2nd: 3-10 (30.0%) Game: 33.3%
F Throw% 1st: 7-7 (100%) 2nd: 6-9 (66.7%) Game: 81.3%

Officials: J.D. Collins, Rick Hartzell, Mark Whitehead
Attendance: 14,759
Halftime Score: Wisconsin, 31-25

Record: MSU 21-5, 11-3; Wisconsin 17-10, 8-7

Key Stat: Bench Scoring
MSU - 30; Iowa - 7

Quotable: "Now is the time I have to start picking up my game. I told coach yesterday that now is the time the party starts, and this was an indication of that."
- MSU freshman Delvon Roe

Key Moment: Trailing 9-8, Michigan State went on a 14-2 run that included three straight 3-pointers from Korie Lucious and another 3-pointer from Chris Allen to give the Spartans a 22-11 lead midway through the first half.

Notes: Michigan State's three freshmen combined for 32 of the Spartans' 62 points, as Delvon Roe (16 points) and Korie Lucious (12 points) each tallied season highs ... Michigan State held a 30-7 advantage in bench points ... Michigan State held Iowa to 35.0 percent shooting in the first half, but allowed the Hawkeyes to shoot 55.0 percent in the second half ... Kalin Lucas and Travis Walton each recorded six assists for the Spartans ... Michigan State grabbed 12 offensive rebounds, compared to just two offensive rebounds for Iowa.

Michigan State	FG	3FG	FT	O-D-R	PFPTS	A	TO	B	S	MIN
Kalin Lucas, g	2-6	0-1	0-0	0-1	1	4	6	3	0	1 32
Travis Walton, g	1-2	0-0	1-3	1-0	1	2	3	6	1	0 1 29
Delvon Roe, f	6-7	0-0	4-6	2-1	3	2	16	1	0	1 0 22
Goran Sutton, c	1-5	0-1	7-8	2-2	4	1	9	2	1	0 30
Durrell Summers, g	0-1	0-1	0-0	0-3	3	0	0	1	1	0 0 6
Raymar Morgan	2-7	0-1	0-1	1-2	3	5	4	0	1	0 1 18
Chris Allen	3-8	2-6	0-0	0-5	5	1	8	1	3	0 1 24
Austin Thornton	0-1	0-1	0-0	0-1	1	0	0	0	0	0 2
Draymond Green	2-2	0-0	0-0	2-3	5	2	4	0	1	0 15
Korie Lucious	4-7	4-7	0-0	0-0	0	12	0	1	0	0 15
Marquise Gray	0-1	0-0	2-2	1-0	1	3	2	0	2	0 0 7
Team					3-6					
Totals	21-47	6-18	14-20	12-21	33	17	62	17	14	2 4 200

Total FG% 1st: 11-27 (40.7%) 2nd: 10-20 (50.0%) Game: 44.7%
3-Pt FG% 1st: 4-12 (33.3%) 2nd: 2-6 (33.3%) Game: 33.3%
F Throw% 1st: 6-9 (66.7%) 2nd: 8-11 (72.7%) Game: 70.0%

Iowa	FG	3FG	FT	O-D-R	PFPTS	A	TO	B	S	MIN
Matt Gatens, g	3-6	0-2	3-3	0-1	1	3	9	2	2	0 2 40
Devan Bawinkel, g	1-6	1-6	0-0	0-1	1	2	3	1	2	0 0 40
Aaron Fuller, f	3-9	3-7	1-2	1-2	3	4	10	0	1	0 2 33
Jake Kelly, g	7-13	2-5	4-4	0-5	2	20	4	6	1	0 40
Jarryd Cole, f	2-3	0-0	1-1	0-2	4	5	0	1	1	0 23
David Palmer	0-1	0-1	0-0	0-0	2	0	0	0	0	0 7
Cyrus Tate	2-2	0-0	3-3	0-3	3	7	0	2	0	0 17
Team					1-3					
Totals	18-40	6-21	12-13	2-17	19	20	54	7	16	2 4 200

Total FG% 1st: 7-20 (35.0%) 2nd: 11-20 (55.0%) Game: 45.0%
3-Pt FG% 1st: 4-13 (30.8%) 2nd: 2-8 (25.0%) Game: 28.6%
F Throw% 1st: 4-4 (100%) 2nd: 8-9 (88.9%) Game: 92.3%

Officials: Ed Hightower, Dan Chrisman, Eric Curry
Attendance: 14,759
Halftime Score: MSU, 32-22

Record: MSU 22-5, 12-3; Iowa 14-14, 4-11

NCAA TOURNAMENT FINAL FOUR • APRIL 4 & 6, 2009



#9/9 MICHIGAN STATE	74
#20/20 ILLINOIS	66



#8/8 MICHIGAN STATE	64
INDIANA	59



#8/8 MICHIGAN STATE	62
#19/20 PURDUE	51

#28

March 1, 2009 • Champaign, Ill.
Assembly Hall

Key Stat: Points In The Paint
MSU - 42; ILL - 16

Quotable: "To get a piece of the title is unbelievable. I think it's a sign of our determination, our hard work. There were so many hours we put in for this and it's a great honor."
- MSU senior Goran suton

Key Moment: Illinois rallied from an 11-point second-half deficit to tie the game at 58 with 7:19 left, but the Spartans would not allow another Illini field goal until the 33 second mark, going on an 11-3 run up to that point.

Notes: MSU clinched a share of its first Big Ten title since 2001 ... Mike Tisdale scored 13 second-half points for Illinois, but did not score after Idong Ibok entered the game defensively at 7:08 and the scored tied at 58 ... With the score tied at 58, Kalin Lucas scored five of MSU's next nine points and assisted on another basket ... Raymar Morgan scored 14 points, his first double-figure game since a Jan. 14 win at Penn State, a span of 11 team games without scoring in double figures ... MSU became one of just three teams, including just two in the Big Ten to score 70 points against Illinois ... Tom Izzo recorded his 158th Big Ten win, moving into a tie for eighth place in league history.

Michigan State	FG	3FG	FT	O-D-R	PFPTS	A	TO	B	S	MIN
Delvon Roe, f	3-8	0-0	4-5	2-5-7	3	10	1	0	0	23
Goran Suton, c	3-7	0-2	2-2	2-8-10	4	8	2	2	0	27
Kalin Lucas, g	7-14	1-1	3-5	1-1-2	0	18	4	1	0	32
Travis Walton, g	4-5	0-0	0-0	0-0-0	3	8	5	0	0	32
Durrell Summers, g	3-8	1-3	0-0	1-0-1	1	7	1	2	0	17
Idong Ibok	0-0	0-0	0-0	0-0-0	1	0	0	0	1	5
Raymar Morgan	4-8	0-0	6-8	1-5-6	0	14	2	1	0	22
Chris Allen	1-4	0-2	2-2	0-0-0	3	4	1	2	0	13
Austin Thornton	0-0	0-0	0-0	0-0-0	0	0	0	0	0	0+
Isaiah Dahlman	0-0	0-0	0-0	0-0-0	0	0	0	0	0	0+
Draymond Green	0-3	0-0	0-0	1-3-4	2	0	1	1	0	16
Jon Crandell	0-0	0-0	0-0	0-0-0	0	0	0	0	0	0+
Korie Lucious	1-1	0-0	1-2	0-1-1	0	3	0	2	0	9
Tom Herzog	0-0	0-0	0-0	0-0-0	0	0	0	0	0	0+
Marquise Gray	1-2	0-0	0-0	2-1-3	0	2	0	0	0	4
Team				1-0-1						
Totals	27-60	2-8	18-24	11-24-35	17	74	17	11	1	200

Total FG% 1st: 15-31 (48.4%) 2nd: 12-29 (41.4%) Game: 45.0%
3-Pt FG% 1st: 2-5 (40.0%) 2nd: 0-3 (0.0%) Game: 25.0%
F Throw% 1st: 5-7 (71.4%) 2nd: 13-17 (76.5%) Game: 75.0%

Illinois	FG	3FG	FT	O-D-R	PFPTS	A	TO	B	S	MIN
Mike Davis, f	6-10	0-0	1-3	1-7-8	3	13	3	3	0	38
Mike Tisdale, c	4-7	0-0	7-7	0-5-5	3	15	0	3	2	32
Trent Meacham, g	2-8	2-6	0-0	0-1-1	3	6	4	1	0	36
Chester Frazier, g	2-5	1-3	5-5	1-7-8	2	10	3	2	0	35
Demetri Mcamey, g	3-9	1-4	3-4	0-2-22	10	25	0	5	0	34
Jeff Jordan	1-1	0-0	0-0	0-0-0	1	2	0	1	0	6
Bubba Chisolm	0-1	0-1	0-0	0-0-0	0	0	0	0	0	0+
Dominique Keller	1-3	0-0	0-0	1-1-2	2	2	1	2	0	9
Calvin Brock	3-3	0-0	0-0	0-0-0	4	6	0	0	0	7
Bill Cole	1-1	0-0	0-0	1-0-1	0	2	0	0	0	0+
Alex Legion	0-2	0-0	0-0	0-0-0	0	0	0	0	0	3
CJ Jackson	0-0	0-0	0-0	0-0-0	0	0	0	0	0	0+
Team				1-2-3						
Totals	23-50	4-14	16-19	5-25-30	20	66	13	17	2	200

Total FG% 1st: 13-29 (44.8%) 2nd: 10-21 (47.6%) Game: 46.0%
3-Pt FG% 1st: 1-6 (16.7%) 2nd: 3-8 (37.5%) Game: 28.6%
F Throw% 1st: 3-5 (60.0%) 2nd: 13-14 (92.9%) Game: 84.2%

Officials: Ed Hightower, Tom O'Neill, Steve Olson
Attendance: 16,618
Halftime Score: MSU 37-30

Record: MSU 23-5, 13-3; Illinois 23-7, 11-6

#29

March 3, 2009 • Bloomington, Ind.
Assembly Hall

Key Stat: Field-Goal Shooting
MSU - 51.2% (22-43); IU - 46.5% (20-43)

Quotable: "Before I even left my feet, Raymar was in the air and threw it down. I've never seen anything like it. It reminded me of Mo Ager's dunk on J.J. Redick (in the 2005 NCAA Tournament) ... It reminded me of Shannon Brown. That's a Shannon Brown dunk."
- MSU senior Goran Suton on Raymar Morgan's tip-dunk.

Key Moment: With MSU leading 59-57 in the final minute, Durrell Summers missed an open 3-pointer, but Raymar Morgan soared above everyone else for a one-handed put-back dunk to give the Spartans a 61-57 lead with 27 seconds remaining.

Notes: Michigan State clinched its first outright title since 1999 ... Raymar Morgan led Michigan State in rebounding for the first time since Jan. 17 ... Tom Izzo improved to 3-0 against former assistant Tom Crean ... Michigan State scored the game's first basket and never relinquished the lead ... Michigan State led 56-43 with 9:10 left in the game, but did not score another field goal until Raymar Morgan's tip dunk with 27 seconds left ... Michigan State's defense did not allow an Indiana field goal for the final 5:15, allowing just three free throws ... Michigan State established a school record with its eighth Big Ten road win.

Michigan State	FG	3FG	FT	O-D-R	PFPTS	A	TO	B	S	MIN
Delvon Roe, f	3-4	0-0	1-3	1-3-4	1	7	2	1	1	24
Goran Suton, c	2-5	0-1	1-2	4-2-6	3	5	2	3	1	26
Kalin Lucas, g	4-10	2-3	5-6	0-3-3	2	15	5	2	0	35
Travis Walton, g	0-3	0-0	3-4	0-1-1	3	3	2	1	0	30
Durrell Summers, g	3-7	1-2	3-3	1-1-2	2	10	0	1	0	22
Raymar Morgan	6-6	0-0	2-4	1-6-7	2	14	1	3	1	22
Chris Allen	3-6	1-3	0-0	1-0-1	2	7	0	1	0	18
Draymond Green	0-0	0-0	0-0	0-1-1	2	0	0	1	1	10
Korie Lucious	1-2	1-2	0-0	0-2-2	1	3	2	1	0	11
Marquise Gray	0-0	0-0	0-0	0-0-0	1	0	0	0	0	2
Team				0-2-2						
Totals	22-43	5-11	15-22	8-21-29	19	64	14	14	4	200

Total FG% 1st: 14-25 (56.0%) 2nd: 8-18 (44.4%) Game: 51.2%
3-Pt FG% 1st: 4-7 (57.1%) 2nd: 1-4 (25.0%) Game: 45.5%
F Throw% 1st: 2-3 (66.7%) 2nd: 13-19 (68.4%) Game: 68.2%

Indiana	FG	3FG	FT	O-D-R	PFPTS	A	TO	B	S	MIN
Tom Pritchard, f	0-2	0-0	2-4	0-3-3	2	2	1	2	1	31
Kyle Taber, f	1-1	0-0	1-2	1-4-5	3	3	2	0	0	33
Verdell Jones III, g	5-12	1-4	4-7	3-2-5	4	15	4	5	0	35
Nick Williams, g	4-7	1-1	2-3	1-1-2	3	11	1	3	0	26
Devan Dumes, g	1-2	1-1	0-0	0-0-0	0	3	0	0	0	3
Matt Roth	3-6	2-5	2-2	0-1-1	0	10	0	0	0	20
Daniel Moore	0-0	0-0	2-2	0-0-0	1	2	0	1	0	6
Brett Finkelmeier	1-1	0-0	0-0	0-1-1	4	2	0	1	0	17
Malik Story	5-12	0-1	1-2	0-2-2	2	11	1	1	0	26
Tijan Jobe	0-0	0-0	0-0	0-0-0	0	0	0	0	0	3
Team				1-2-3						
Totals	20-43	5-12	14-22	6-16-22	19	59	9	14	1	200

Total FG% 1st: 10-20 (50.0%) 2nd: 10-23 (43.5%) Game: 46.5%
3-Pt FG% 1st: 2-5 (40.0%) 2nd: 3-7 (42.9%) Game: 41.7%
F Throw% 1st: 5-8 (62.5%) 2nd: 9-14 (64.3%) Game: 63.6%

Officials: Ted Hillary, Rick Hartzell, Paul Janssen
Attendance: 15,006
Halftime Score: MSU 34-27

Record: MSU 24-5, 14-3; Indiana 6-23, 1-16

#30

March 8, 2009 • East Lansing, Mich.
Breslin Center

Key Stat: Field-Goal Shooting
MSU - 35.3% (18-51); PU - 28.3% (17-60)

Quotable: "I always say a player-coached team is a lot better than a coach-coached team. (Travis) Walton is the only guy I know who cannot score a lot of points and be a difference maker in a game. He was a difference maker in our locker room this time"
- MSU coach Tom Izzo on Travis Walton

Key Moment: With the game tied at 33, Delvon Roe scored five straight points to spark a 14-2 Spartan run. The first basket came courtesy of a Goran Suton pass, and the next came off a Suton airball. Roe collected the rebound, made the layup and converted a 3-point play after being fouled.

Notes: MSU tied a school record with its 15th win of the conference season ... Goran Suton recorded his fifth double-double of the season (11 points, 10 rebounds) ... Purdue scored just four points in the first 15 minutes of the second half ... MSU held Purdue to 28.3 percent shooting from the field, the lowest percentage for any Spartan opponent this season. The Boilermakers also converted on just 17.4 percent from 3-point range and shot just 6-of-32 in the second half (18.8 percent) ... MSU out-rebounded Purdue, 50-32, including a 29-16 edge in the second half ... The Spartans held a 12-4 advantage in fast-break points ... MSU recorded its ninth straight win over Purdue at the Breslin Center.

Michigan State	FG	3FG	FT	O-D-R	PFPTS	A	TO	B	S	MIN
Kalin Lucas, g	6-14	2-4	7-8	4-1-5	0	21	4	6	0	34
Raymar Morgan, f	3-6	0-0	1-4	1-6-7	3	7	1	3	0	29
Travis Walton, g	1-4	0-0	0-0	0-3-3	2	2	2	2	0	31
Goran Suton, c	3-10	1-3	4-4	1-9-10	5	11	2	1	0	25
Marquise Gray, f	0-0	0-0	1-2	1-1-2	1	1	1	1	0	6
Idong Ibok	0-0	0-0	0-0	0-0-0	0	0	0	0	0	7
Chris Allen	1-1	1-1	4-4	0-2-2	1	7	0	0	0	10
Delvon Roe	3-8	0-0	3-8	4-4-8	3	9	0	2	1	22
Austin Thornton	0-0	0-0	0-0	0-0-0	0	0	0	0	0	0+
Durrell Summers	1-7	0-2	0-0	2-2-4	1	2	1	2	0	23
Mike Kebler	0-0	0-0	0-0	0-0-0	0	0	0	0	0	0+
Isaiah Dahlman	0-0	0-0	0-0	0-0-0	0	0	0	0	0	0+
Draymond Green	0-1	0-0	2-2	1-0-1	4	2	1	1	0	10
Jon Crandell	0-0	0-0	0-0	0-0-0	0	0	0	0	0	0+
Korie Lucious	0-0	0-0	0-0	0-0-0	0	0	0	0	0	3
Tom Herzog	0-0	0-0	0-0	0-0-0	0	0	0	0	0	0+
Team				2-4-6						
Totals	18-51	4-10	22-32	17-33-50	20	62	12	19	2	200

Total FG% 1st: 10-29 (34.5%) 2nd: 8-22 (36.4%) Game: 35.3%
3-Pt FG% 1st: 4-7 (57.1%) 2nd: 0-3 (0.0%) Game: 40.0%
F Throw% 1st: 5-9 (55.6%) 2nd: 17-23 (73.9%) Game: 68.8%

Purdue	FG	3FG	FT	O-D-R	PFPTS	A	TO	B	S	MIN
Chris Kramer, g	1-5	0-2	0-0	0-0-0	4	2	0	2	0	21
Robbie Hummel, f	3-12	2-7	0-1	3-2-5	1	8	0	1	1	34
Lewin Jackson, g	2-9	0-2	1-2	1-4-5	3	5	1	2	0	25
JaJuan Johnson, c	4-9	0-0	4-4	3-3-6	1	12	1	0	3	30
ETwain Moore, g	5-15	1-6	1-2	1-2-3	4	12	4	3	0	37
Keaton Grant	1-5	0-4	5-6	2-0-2	3	7	0	1	1	25
Bobby Riddell	0-0	0-0	0-0	0-0-0	1	0	0	0	0	5
Marcus Green	0-1	0-0	0-0	0-3-3	4	0	2	0	0	11
Nemanja Calasan	1-4	1-2	2-2	0-2-2	4	5	0	1	0	12
Team				2-4-6						
Totals	17-60	4-23	13-17	12-20-32	25	51	6	12	5	200

Total FG% 1st: 11-28 (39.3%) 2nd: 6-32 (18.8%) Game: 28.3%
3-Pt FG% 1st: 2-8 (25.0%) 2nd: 2-15 (13.3%) Game: 17.4%
F Throw% 1st: 7-8 (87.5%) 2nd: 6-9 (66.7%) Game: 76.5%

Officials: Ed Hightower, Jim Burr, Tom O'Neill
Attendance: 14,759
Halftime Score: PUR, 31-29

Record: MSU 25-5, 15-3; Purdue 22-9, 11-7

NCAA TOURNAMENT FINAL FOUR • APRIL 4 & 6, 2009

	#7/6 MICHIGAN STATE	72		OHIO STATE	82		#8/7 MICHIGAN STATE	77																																																																																																																																																																																																																																																																																																																																																																																																																																																																																																																																																											
	MINNESOTA	54		#7/6 MICHIGAN STATE	70		ROBERT MORRIS	62																																																																																																																																																																																																																																																																																																																																																																																																																																																																																																																																																											
#31 March 13, 2009 • Indianapolis, Ind. Conseco Fieldhouse			#32 March 14, 2009 • Indianapolis, Ind. Conseco Fieldhouse			#33 March 20, 2009 • Minneapolis, Minn. HHH Metrodome																																																																																																																																																																																																																																																																																																																																																																																																																																																																																																																																																													
Key Stat: Second-Half FG Percentage MSU - 52.9% (9-17); UM - 34.5% (10-29)			Key Stat: Field-Goal Percentage MSU - 38.0% (27-71); OSU - 53.2% (25-47)			Key Stat: Points In The Paint MSU - 44; RMU - 20																																																																																																																																																																																																																																																																																																																																																																																																																																																																																																																																																													
Quotable: "We just got that little run in the second half, and that was the difference in the game. So I am satisfied that we're moving on. I'm not as satisfied with some of the things we did late and we made some mistakes that maybe we'll discuss when we get back." - MSU head coach Tom Izzo			Quotable: "It's one of those games where we couldn't score. In games like that, your defense has got to be able to carry you, and our defense didn't carry us." - MSU freshman Delvon Roe			Quotable: "I just wanted to come out and be aggressive." - MSU junior Raymar Morgan, on scoring the most points in a game since Jan. 14.																																																																																																																																																																																																																																																																																																																																																																																																																																																																																																																																																													
Key Moment: Leading 38-36 early in the second half, Michigan State went on a 8-0 run highlighted by alley-oop dunks from by Durrell Summers and Marquise Gray from Travis Walton.			Key Moment: Leading 48-41, Ohio State got a three-point play from B.J. Mullens and a 3-pointer from Jeremie Simmons to push the lead to 13 points with 11:24 left.			Key Moment: MSU closed the first half on a 11-0 run over the final 4:18 and opened the second half on a 10-0 run over the first 4:24.																																																																																																																																																																																																																																																																																																																																																																																																																																																																																																																																																													
Notes: Chris Allen led MSU with 17 points, the most points he's scored in a game since Jan. 3 ... Michigan State shot 52.9 percent from the field in the second half, while holding the Gophers to 34.5 percent, including 11.1 percent from 3-point range ... 25 of Michigan State's 33 first-half points came from the bench, led by Chris Allen with 12 and Marquise Gray with 9 ... MSU improved to 17-1 all-time when Marquise Gray scores in double-figures ... The Spartans improved to 1-1 all-time in the Big Ten Tournament against the Golden Gophers. The previous loss came in MSU's first-ever tournament game.			Notes: Korie Lucious scored a season-high 16 points in 18 minutes, including scoring 13 in the second half ... Goran Sutton became the 39th player in Michigan State history to record 1,000 career points ... Michigan State shot just 38.0 percent from the field, including 14.3 percent from 3-point range, while Ohio State shot 53.2 percent from the field and 56.3 percent from behind the arc ... Goran Sutton scored 10 points on 5-of-5 shooting. In two Big Ten Tournament games, Sutton was a perfect 8-of-8 from the field ... Michigan State grabbed 20 offensive rebounds, compared to just seven for Ohio State, but the two squads each scored 12 second-chance points ... Michigan State committed just 10 turnovers compared to 15 for Ohio State, marking just the second game all season that the Spartans lost when committing fewer turnovers ... Michigan State recorded a season-low seven assists.			Notes: MSU improved to 14-5 in first-round games since 1985, including 9-3 under Tom Izzo ... Goran Sutton grabbed 17 rebounds, tied for the sixth-best total by a Spartan in an NCAA Tournament game, and tied for the most by a guy not named Johnny Green. The last Spartan to grab 17 rebounds in an NCAA Tournament game was Earvin Johnson against Lamar in the first round of the 1979 tourney ... With 11 points and 17 rebounds, Goran Sutton recorded the 19th double-double of his Spartan career, but his first in the NCAA Tournament ... Draymond Green scored a season-high 16 points, making his first seven shots from the field. Green's 16 points were the most by a Spartan freshman in his NCAA Tournament debut since Erazem Lorbek scored 17 against Colorado in 2003 ... MSU out-rebounded Robert Morris by a +21 margin, its greatest margin in the tournament since out-rebounding Wisconsin by 22 (42-20) in the 2000 national semifinals and the fourth-greatest margin in school NCAA Tournament history.																																																																																																																																																																																																																																																																																																																																																																																																																																																																																																																																																													
<table><tr><th>Michigan State</th><th>FG</th><th>3FG</th><th>FT</th><th>O-D-R</th><th>PFPTS</th><th>A</th><th>TO</th><th>B</th><th>S</th><th>MIN</th></tr><tr><td>Kalin Lucas, g</td><td>3-10</td><td>2-4</td><td>4-8</td><td>1-1-2</td><td>2</td><td>12</td><td>3</td><td>3</td><td>1</td><td>33</td></tr><tr><td>Travis Walton, g</td><td>1-2</td><td>0-0</td><td>2-2</td><td>0-4-2</td><td>2</td><td>4</td><td>6</td><td>3</td><td>0</td><td>30</td></tr><tr><td>Raymar Morgan, f</td><td>2-4</td><td>0-0</td><td>0-0</td><td>0-2-2</td><td>4</td><td>4</td><td>0</td><td>1</td><td>0</td><td>17</td></tr><tr><td>Delvon Roe, f</td><td>0-0</td><td>0-0</td><td>1-2</td><td>0-1-1</td><td>4</td><td>1</td><td>1</td><td>2</td><td>0</td><td>18</td></tr><tr><td>Goran Sutton, c</td><td>3-3</td><td>1-1</td><td>2-2</td><td>2-8-10</td><td>3</td><td>9</td><td>1</td><td>2</td><td>0</td><td>25</td></tr><tr><td>Idong Ibok</td><td>0-0</td><td>0-0</td><td>0-0</td><td>0-1-1</td><td>0</td><td>0</td><td>0</td><td>1</td><td>0</td><td>5</td></tr><tr><td>Chris Allen</td><td>5-11</td><td>2-5</td><td>5-6</td><td>0-1-1</td><td>1</td><td>17</td><td>1</td><td>0</td><td>0</td><td>26</td></tr><tr><td>Austin Thornton</td><td>0-0</td><td>0-0</td><td>0-0</td><td>0-0-0</td><td>0</td><td>0</td><td>0</td><td>0</td><td>0</td><td>1</td></tr><tr><td>Durrell Summers</td><td>1-5</td><td>0-2</td><td>0-2</td><td>0-1-1</td><td>0</td><td>2</td><td>0</td><td>1</td><td>0</td><td>18</td></tr><tr><td>Draymond Green</td><td>2-3</td><td>0-0</td><td>0-1</td><td>2-3-5</td><td>2</td><td>4</td><td>1</td><td>1</td><td>0</td><td>17</td></tr><tr><td>Korie Lucious</td><td>0-0</td><td>0-0</td><td>0-0</td><td>0-1-1</td><td>0</td><td>0</td><td>1</td><td>1</td><td>0</td><td>4</td></tr><tr><td>Marquise Gray</td><td>3-4</td><td>0-0</td><td>5-8</td><td>3-3-6</td><td>2</td><td>11</td><td>0</td><td>0</td><td>0</td><td>6</td></tr><tr><td>Team</td><td></td><td></td><td></td><td>2-1-3</td><td></td><td></td><td></td><td></td><td></td><td></td></tr><tr><td>Totals</td><td>20-42</td><td>5-12</td><td>19-31</td><td>10-27-37</td><td>20</td><td>64</td><td>14</td><td>16</td><td>1</td><td>8 200</td></tr></table>			Michigan State	FG	3FG	FT	O-D-R	PFPTS	A	TO	B	S	MIN	Kalin Lucas, g	3-10	2-4	4-8	1-1-2	2	12	3	3	1	33	Travis Walton, g	1-2	0-0	2-2	0-4-2	2	4	6	3	0	30	Raymar Morgan, f	2-4	0-0	0-0	0-2-2	4	4	0	1	0	17	Delvon Roe, f	0-0	0-0	1-2	0-1-1	4	1	1	2	0	18	Goran Sutton, c	3-3	1-1	2-2	2-8-10	3	9	1	2	0	25	Idong Ibok	0-0	0-0	0-0	0-1-1	0	0	0	1	0	5	Chris Allen	5-11	2-5	5-6	0-1-1	1	17	1	0	0	26	Austin Thornton	0-0	0-0	0-0	0-0-0	0	0	0	0	0	1	Durrell Summers	1-5	0-2	0-2	0-1-1	0	2	0	1	0	18	Draymond Green	2-3	0-0	0-1	2-3-5	2	4	1	1	0	17	Korie Lucious	0-0	0-0	0-0	0-1-1	0	0	1	1	0	4	Marquise Gray	3-4	0-0	5-8	3-3-6	2	11	0	0	0	6	Team				2-1-3							Totals	20-42	5-12	19-31	10-27-37	20	64	14	16	1	8 200	<table><tr><th>Michigan State</th><th>FG</th><th>3FG</th><th>FT</th><th>O-D-R</th><th>PFPTS</th><th>A</th><th>TO</th><th>B</th><th>S</th><th>MIN</th></tr><tr><td>Kalin Lucas, g</td><td>5-12</td><td>0-3</td><td>7-8</td><td>1-2-3</td><td>0</td><td>17</td><td>1</td><td>2</td><td>0</td><td>1 34</td></tr><tr><td>Travis Walton, g</td><td>1-6</td><td>0-0</td><td>0-0</td><td>0-0-0</td><td>3</td><td>2</td><td>1</td><td>0</td><td>1</td><td>23</td></tr><tr><td>Raymar Morgan, f</td><td>3-8</td><td>0-1</td><td>0-0</td><td>0-3-3</td><td>3</td><td>6</td><td>2</td><td>2</td><td>0</td><td>24</td></tr><tr><td>Delvon Roe, f</td><td>1-1</td><td>0-0</td><td>2-2</td><td>4-2-6</td><td>2</td><td>4</td><td>1</td><td>1</td><td>0</td><td>16</td></tr><tr><td>Goran Sutton, c</td><td>5-5</td><td>0-0</td><td>0-0</td><td>1-7-8</td><td>4</td><td>10</td><td>1</td><td>3</td><td>0</td><td>27</td></tr><tr><td>Chris Allen</td><td>2-11</td><td>0-6</td><td>1-2</td><td>2-1-3</td><td>2</td><td>5</td><td>0</td><td>1</td><td>0</td><td>22</td></tr><tr><td>Austin Thornton</td><td>2-3</td><td>0-1</td><td>0-0</td><td>1-1-2</td><td>1</td><td>4</td><td>0</td><td>0</td><td>0</td><td>3</td></tr><tr><td>Durrell Summers</td><td>0-3</td><td>0-1</td><td>0-0</td><td>1-0-1</td><td>1</td><td>0</td><td>0</td><td>0</td><td>0</td><td>9</td></tr><tr><td>Isaiah Dahlman</td><td>0-0</td><td>0-0</td><td>0-0</td><td>0-0-0</td><td>0</td><td>0</td><td>0</td><td>0</td><td>0</td><td>1</td></tr><tr><td>Draymond Green</td><td>1-4</td><td>0-0</td><td>0-2</td><td>2-2-4</td><td>3</td><td>2</td><td>0</td><td>0</td><td>0</td><td>15</td></tr><tr><td>Korie Lucious</td><td>5-12</td><td>3-9</td><td>3-4</td><td>2-1-3</td><td>3</td><td>16</td><td>1</td><td>1</td><td>0</td><td>2 18</td></tr><tr><td>Tom Herzog</td><td>0-0</td><td>0-0</td><td>0-0</td><td>0-0-0</td><td>0</td><td>0</td><td>0</td><td>0</td><td>0</td><td>1</td></tr><tr><td>Marquise Gray</td><td>2-6</td><td>0-0</td><td>0-0</td><td>3-0-3</td><td>1</td><td>4</td><td>0</td><td>0</td><td>0</td><td>1 7</td></tr><tr><td>Team</td><td></td><td></td><td></td><td>3-0-3</td><td></td><td></td><td></td><td></td><td></td><td></td></tr><tr><td>Totals</td><td>27-71</td><td>3-21</td><td>13-18</td><td>20-19-39</td><td>23</td><td>70</td><td>7</td><td>10</td><td>1</td><td>9 200</td></tr></table>			Michigan State	FG	3FG	FT	O-D-R	PFPTS	A	TO	B	S	MIN	Kalin Lucas, g	5-12	0-3	7-8	1-2-3	0	17	1	2	0	1 34	Travis Walton, g	1-6	0-0	0-0	0-0-0	3	2	1	0	1	23	Raymar Morgan, f	3-8	0-1	0-0	0-3-3	3	6	2	2	0	24	Delvon Roe, f	1-1	0-0	2-2	4-2-6	2	4	1	1	0	16	Goran Sutton, c	5-5	0-0	0-0	1-7-8	4	10	1	3	0	27	Chris Allen	2-11	0-6	1-2	2-1-3	2	5	0	1	0	22	Austin Thornton	2-3	0-1	0-0	1-1-2	1	4	0	0	0	3	Durrell Summers	0-3	0-1	0-0	1-0-1	1	0	0	0	0	9	Isaiah Dahlman	0-0	0-0	0-0	0-0-0	0	0	0	0	0	1	Draymond Green	1-4	0-0	0-2	2-2-4	3	2	0	0	0	15	Korie Lucious	5-12	3-9	3-4	2-1-3	3	16	1	1	0	2 18	Tom Herzog	0-0	0-0	0-0	0-0-0	0	0	0	0	0	1	Marquise Gray	2-6	0-0	0-0	3-0-3	1	4	0	0	0	1 7	Team				3-0-3							Totals	27-71	3-21	13-18	20-19-39	23	70	7	10	1	9 200	<table><tr><th>Michigan State</th><th>FG</th><th>3FG</th><th>FT</th><th>O-D-R</th><th>PFPTS</th><th>A</th><th>TO</th><th>B</th><th>S</th><th>MIN</th></tr><tr><td>Raymar Morgan, f</td><td>7-14</td><td>1-2</td><td>1-4</td><td>3-2-5</td><td>3</td><td>16</td><td>1</td><td>1</td><td>0</td><td>1 20</td></tr><tr><td>Delvon Roe, f</td><td>2-4</td><td>0-0</td><td>0-0</td><td>3-2-5</td><td>1</td><td>4</td><td>1</td><td>0</td><td>1</td><td>0 16</td></tr><tr><td>Goran Sutton, c</td><td>3-4</td><td>0-0</td><td>5-5</td><td>4-13-17</td><td>2</td><td>11</td><td>2</td><td>0</td><td>2</td><td>2 24</td></tr><tr><td>Kalin Lucas, g</td><td>4-9</td><td>1-1</td><td>4-4</td><td>0-0-0</td><td>0</td><td>13</td><td>3</td><td>2</td><td>0</td><td>1 25</td></tr><tr><td>Travis Walton, g</td><td>0-3</td><td>0-0</td><td>0-0</td><td>0-1-1</td><td>4</td><td>0</td><td>1</td><td>1</td><td>0</td><td>0 21</td></tr><tr><td>Idong Ibok</td><td>0-1</td><td>0-0</td><td>0-0</td><td>0-0-0</td><td>0</td><td>0</td><td>0</td><td>0</td><td>0</td><td>0 4</td></tr><tr><td>Chris Allen</td><td>3-8</td><td>2-4</td><td>2-2</td><td>0-2-2</td><td>0</td><td>10</td><td>0</td><td>1</td><td>0</td><td>0 20</td></tr><tr><td>Austin Thornton</td><td>0-0</td><td>0-0</td><td>0-0</td><td>0-0-0</td><td>0</td><td>0</td><td>0</td><td>0</td><td>0</td><td>0 3</td></tr><tr><td>Durrell Summers</td><td>1-4</td><td>0-2</td><td>1-2</td><td>0-3-3</td><td>0</td><td>3</td><td>1</td><td>1</td><td>0</td><td>1 17</td></tr><tr><td>Mike Kebler</td><td>0-0</td><td>0-0</td><td>0-0</td><td>0-0-0</td><td>0</td><td>0</td><td>0</td><td>0</td><td>0</td><td>0 1</td></tr><tr><td>Isaiah Dahlman</td><td>1-1</td><td>0-0</td><td>0-1</td><td>0-1-1</td><td>0</td><td>2</td><td>0</td><td>0</td><td>0</td><td>0 4</td></tr><tr><td>Draymond Green</td><td>7-8</td><td>0-0</td><td>2-3</td><td>2-1-3</td><td>3</td><td>16</td><td>1</td><td>0</td><td>1</td><td>1 17</td></tr><tr><td>Korie Lucious</td><td>0-5</td><td>0-4</td><td>0-0</td><td>1-2-3</td><td>0</td><td>0</td><td>4</td><td>2</td><td>0</td><td>0 16</td></tr><tr><td>Tom Herzog</td><td>0-0</td><td>0-0</td><td>0-0</td><td>0-0-0</td><td>0</td><td>0</td><td>0</td><td>0</td><td>0</td><td>0 1</td></tr><tr><td>Marquise Gray</td><td>0-0</td><td>0-0</td><td>0-0</td><td>0-3-3</td><td>2</td><td>2</td><td>1</td><td>1</td><td>0</td><td>0 11</td></tr><tr><td>Team</td><td></td><td></td><td></td><td>4-2-6</td><td></td><td></td><td></td><td></td><td></td><td></td></tr><tr><td>Totals</td><td>28-61</td><td>4-13</td><td>17-23</td><td>17-32-49</td><td>15</td><td>77</td><td>15</td><td>10</td><td>4</td><td>6 200</td></tr></table>			Michigan State	FG	3FG	FT	O-D-R	PFPTS	A	TO	B	S	MIN	Raymar Morgan, f	7-14	1-2	1-4	3-2-5	3	16	1	1	0	1 20	Delvon Roe, f	2-4	0-0	0-0	3-2-5	1	4	1	0	1	0 16	Goran Sutton, c	3-4	0-0	5-5	4-13-17	2	11	2	0	2	2 24	Kalin Lucas, g	4-9	1-1	4-4	0-0-0	0	13	3	2	0	1 25	Travis Walton, g	0-3	0-0	0-0	0-1-1	4	0	1	1	0	0 21	Idong Ibok	0-1	0-0	0-0	0-0-0	0	0	0	0	0	0 4	Chris Allen	3-8	2-4	2-2	0-2-2	0	10	0	1	0	0 20	Austin Thornton	0-0	0-0	0-0	0-0-0	0	0	0	0	0	0 3	Durrell Summers	1-4	0-2	1-2	0-3-3	0	3	1	1	0	1 17	Mike Kebler	0-0	0-0	0-0	0-0-0	0	0	0	0	0	0 1	Isaiah Dahlman	1-1	0-0	0-1	0-1-1	0	2	0	0	0	0 4	Draymond Green	7-8	0-0	2-3	2-1-3	3	16	1	0	1	1 17	Korie Lucious	0-5	0-4	0-0	1-2-3	0	0	4	2	0	0 16	Tom Herzog	0-0	0-0	0-0	0-0-0	0	0	0	0	0	0 1	Marquise Gray	0-0	0-0	0-0	0-3-3	2	2	1	1	0	0 11	Team				4-2-6							Totals	28-61	4-13	17-23	17-32-49	15	77	15	10	4	6 200
Michigan State	FG	3FG	FT	O-D-R	PFPTS	A	TO	B	S	MIN																																																																																																																																																																																																																																																																																																																																																																																																																																																																																																																																																									
Kalin Lucas, g	3-10	2-4	4-8	1-1-2	2	12	3	3	1	33																																																																																																																																																																																																																																																																																																																																																																																																																																																																																																																																																									
Travis Walton, g	1-2	0-0	2-2	0-4-2	2	4	6	3	0	30																																																																																																																																																																																																																																																																																																																																																																																																																																																																																																																																																									
Raymar Morgan, f	2-4	0-0	0-0	0-2-2	4	4	0	1	0	17																																																																																																																																																																																																																																																																																																																																																																																																																																																																																																																																																									
Delvon Roe, f	0-0	0-0	1-2	0-1-1	4	1	1	2	0	18																																																																																																																																																																																																																																																																																																																																																																																																																																																																																																																																																									
Goran Sutton, c	3-3	1-1	2-2	2-8-10	3	9	1	2	0	25																																																																																																																																																																																																																																																																																																																																																																																																																																																																																																																																																									
Idong Ibok	0-0	0-0	0-0	0-1-1	0	0	0	1	0	5																																																																																																																																																																																																																																																																																																																																																																																																																																																																																																																																																									
Chris Allen	5-11	2-5	5-6	0-1-1	1	17	1	0	0	26																																																																																																																																																																																																																																																																																																																																																																																																																																																																																																																																																									
Austin Thornton	0-0	0-0	0-0	0-0-0	0	0	0	0	0	1																																																																																																																																																																																																																																																																																																																																																																																																																																																																																																																																																									
Durrell Summers	1-5	0-2	0-2	0-1-1	0	2	0	1	0	18																																																																																																																																																																																																																																																																																																																																																																																																																																																																																																																																																									
Draymond Green	2-3	0-0	0-1	2-3-5	2	4	1	1	0	17																																																																																																																																																																																																																																																																																																																																																																																																																																																																																																																																																									
Korie Lucious	0-0	0-0	0-0	0-1-1	0	0	1	1	0	4																																																																																																																																																																																																																																																																																																																																																																																																																																																																																																																																																									
Marquise Gray	3-4	0-0	5-8	3-3-6	2	11	0	0	0	6																																																																																																																																																																																																																																																																																																																																																																																																																																																																																																																																																									
Team				2-1-3																																																																																																																																																																																																																																																																																																																																																																																																																																																																																																																																																															
Totals	20-42	5-12	19-31	10-27-37	20	64	14	16	1	8 200																																																																																																																																																																																																																																																																																																																																																																																																																																																																																																																																																									
Michigan State	FG	3FG	FT	O-D-R	PFPTS	A	TO	B	S	MIN																																																																																																																																																																																																																																																																																																																																																																																																																																																																																																																																																									
Kalin Lucas, g	5-12	0-3	7-8	1-2-3	0	17	1	2	0	1 34																																																																																																																																																																																																																																																																																																																																																																																																																																																																																																																																																									
Travis Walton, g	1-6	0-0	0-0	0-0-0	3	2	1	0	1	23																																																																																																																																																																																																																																																																																																																																																																																																																																																																																																																																																									
Raymar Morgan, f	3-8	0-1	0-0	0-3-3	3	6	2	2	0	24																																																																																																																																																																																																																																																																																																																																																																																																																																																																																																																																																									
Delvon Roe, f	1-1	0-0	2-2	4-2-6	2	4	1	1	0	16																																																																																																																																																																																																																																																																																																																																																																																																																																																																																																																																																									
Goran Sutton, c	5-5	0-0	0-0	1-7-8	4	10	1	3	0	27																																																																																																																																																																																																																																																																																																																																																																																																																																																																																																																																																									
Chris Allen	2-11	0-6	1-2	2-1-3	2	5	0	1	0	22																																																																																																																																																																																																																																																																																																																																																																																																																																																																																																																																																									
Austin Thornton	2-3	0-1	0-0	1-1-2	1	4	0	0	0	3																																																																																																																																																																																																																																																																																																																																																																																																																																																																																																																																																									
Durrell Summers	0-3	0-1	0-0	1-0-1	1	0	0	0	0	9																																																																																																																																																																																																																																																																																																																																																																																																																																																																																																																																																									
Isaiah Dahlman	0-0	0-0	0-0	0-0-0	0	0	0	0	0	1																																																																																																																																																																																																																																																																																																																																																																																																																																																																																																																																																									
Draymond Green	1-4	0-0	0-2	2-2-4	3	2	0	0	0	15																																																																																																																																																																																																																																																																																																																																																																																																																																																																																																																																																									
Korie Lucious	5-12	3-9	3-4	2-1-3	3	16	1	1	0	2 18																																																																																																																																																																																																																																																																																																																																																																																																																																																																																																																																																									
Tom Herzog	0-0	0-0	0-0	0-0-0	0	0	0	0	0	1																																																																																																																																																																																																																																																																																																																																																																																																																																																																																																																																																									
Marquise Gray	2-6	0-0	0-0	3-0-3	1	4	0	0	0	1 7																																																																																																																																																																																																																																																																																																																																																																																																																																																																																																																																																									
Team				3-0-3																																																																																																																																																																																																																																																																																																																																																																																																																																																																																																																																																															
Totals	27-71	3-21	13-18	20-19-39	23	70	7	10	1	9 200																																																																																																																																																																																																																																																																																																																																																																																																																																																																																																																																																									
Michigan State	FG	3FG	FT	O-D-R	PFPTS	A	TO	B	S	MIN																																																																																																																																																																																																																																																																																																																																																																																																																																																																																																																																																									
Raymar Morgan, f	7-14	1-2	1-4	3-2-5	3	16	1	1	0	1 20																																																																																																																																																																																																																																																																																																																																																																																																																																																																																																																																																									
Delvon Roe, f	2-4	0-0	0-0	3-2-5	1	4	1	0	1	0 16																																																																																																																																																																																																																																																																																																																																																																																																																																																																																																																																																									
Goran Sutton, c	3-4	0-0	5-5	4-13-17	2	11	2	0	2	2 24																																																																																																																																																																																																																																																																																																																																																																																																																																																																																																																																																									
Kalin Lucas, g	4-9	1-1	4-4	0-0-0	0	13	3	2	0	1 25																																																																																																																																																																																																																																																																																																																																																																																																																																																																																																																																																									
Travis Walton, g	0-3	0-0	0-0	0-1-1	4	0	1	1	0	0 21																																																																																																																																																																																																																																																																																																																																																																																																																																																																																																																																																									
Idong Ibok	0-1	0-0	0-0	0-0-0	0	0	0	0	0	0 4																																																																																																																																																																																																																																																																																																																																																																																																																																																																																																																																																									
Chris Allen	3-8	2-4	2-2	0-2-2	0	10	0	1	0	0 20																																																																																																																																																																																																																																																																																																																																																																																																																																																																																																																																																									
Austin Thornton	0-0	0-0	0-0	0-0-0	0	0	0	0	0	0 3																																																																																																																																																																																																																																																																																																																																																																																																																																																																																																																																																									
Durrell Summers	1-4	0-2	1-2	0-3-3	0	3	1	1	0	1 17																																																																																																																																																																																																																																																																																																																																																																																																																																																																																																																																																									
Mike Kebler	0-0	0-0	0-0	0-0-0	0	0	0	0	0	0 1																																																																																																																																																																																																																																																																																																																																																																																																																																																																																																																																																									
Isaiah Dahlman	1-1	0-0	0-1	0-1-1	0	2	0	0	0	0 4																																																																																																																																																																																																																																																																																																																																																																																																																																																																																																																																																									
Draymond Green	7-8	0-0	2-3	2-1-3	3	16	1	0	1	1 17																																																																																																																																																																																																																																																																																																																																																																																																																																																																																																																																																									
Korie Lucious	0-5	0-4	0-0	1-2-3	0	0	4	2	0	0 16																																																																																																																																																																																																																																																																																																																																																																																																																																																																																																																																																									
Tom Herzog	0-0	0-0	0-0	0-0-0	0	0	0	0	0	0 1																																																																																																																																																																																																																																																																																																																																																																																																																																																																																																																																																									
Marquise Gray	0-0	0-0	0-0	0-3-3	2	2	1	1	0	0 11																																																																																																																																																																																																																																																																																																																																																																																																																																																																																																																																																									
Team				4-2-6																																																																																																																																																																																																																																																																																																																																																																																																																																																																																																																																																															
Totals	28-61	4-13	17-23	17-32-49	15	77	15	10	4	6 200																																																																																																																																																																																																																																																																																																																																																																																																																																																																																																																																																									
<table><tr><th>Minnesota</th><th>FG</th><th>3FG</th><th>FT</th><th>O-D-R</th><th>PFPTS</th><th>A</th><th>TO</th><th>B</th><th>S</th><th>MIN</th></tr><tr><td>Al Nolen, g</td><td>0-3</td><td>0-1</td><td>0-0</td><td>0-2-2</td><td>3</td><td>0</td><td>5</td><td>1</td><td>0</td><td>3 27</td></tr><tr><td>Lawrence Westbrook, g</td><td>4-11</td><td>1-5</td><td>1-2</td><td>1-1-2</td><td>2</td><td>10</td><td>1</td><td>4</td><td>0</td><td>1 23</td></tr><tr><td>Jamal Abu-Shamala, f</td><td>0-0</td><td>0-0</td><td>1-2</td><td>1-0-1</td><td>1</td><td>1</td><td>0</td><td>0</td><td>0</td><td>0 8</td></tr><tr><td>Damian Johnson, f</td><td>6-11</td><td>2-3</td><td>5-10</td><td>2-2-4</td><td>3</td><td>19</td><td>1</td><td>0</td><td>2</td><td>2 25</td></tr><tr><td>Ralph Sampson, c</td><td>0-2</td><td>0-0</td><td>4-8</td><td>1-3-4</td><td>2</td><td>4</td><td>0</td><td>1</td><td>1</td><td>0 28</td></tr><tr><td>Paul Carter</td><td>3-8</td><td>0-1</td><td>2-2</td><td>2-5-7</td><td>2</td><td>8</td><td>2</td><td>2</td><td>0</td><td>0 19</td></tr><tr><td>Travis Busch</td><td>0-1</td><td>0-1</td><td>0-0</td><td>0-0-0</td><td>1</td><td>0</td><td>0</td><td>0</td><td>0</td><td>2</td></tr><tr><td>Devoe Joseph</td><td>0-3</td><td>0-3</td><td>0-0</td><td>1-0-1</td><td>2</td><td>0</td><td>2</td><td>1</td><td>0</td><td>1 16</td></tr><tr><td>Devron Bostick</td><td>6-13</td><td>0-2</td><td>0-0</td><td>2-1-3</td><td>3</td><td>12</td><td>0</td><td>3</td><td>1</td><td>0 23</td></tr><tr><td>Blake Hofferbar</td><td>0-0</td><td>0-0</td><td>0-0</td><td>0-0-0</td><td>1</td><td>0</td><td>1</td><td>0</td><td>0</td><td>0 17</td></tr><tr><td>Colton Iverson</td><td>1-1</td><td>0-0</td><td>0-3</td><td>0-2-2</td><td>3</td><td>2</td><td>0</td><td>0</td><td>0</td><td>0 12</td></tr><tr><td>Team</td><td></td><td></td><td></td><td>2-0-2</td><td></td><td></td><td></td><td></td><td></td><td></td></tr><tr><td>Totals</td><td>20-53</td><td>3-16</td><td>13-27</td><td>12-16-28</td><td>23</td><td>56</td><td>12</td><td>12</td><td>2</td><td>7 200</td></tr></table>			Minnesota	FG	3FG	FT	O-D-R	PFPTS	A	TO	B	S	MIN	Al Nolen, g	0-3	0-1	0-0	0-2-2	3	0	5	1	0	3 27	Lawrence Westbrook, g	4-11	1-5	1-2	1-1-2	2	10	1	4	0	1 23	Jamal Abu-Shamala, f	0-0	0-0	1-2	1-0-1	1	1	0	0	0	0 8	Damian Johnson, f	6-11	2-3	5-10	2-2-4	3	19	1	0	2	2 25	Ralph Sampson, c	0-2	0-0	4-8	1-3-4	2	4	0	1	1	0 28	Paul Carter	3-8	0-1	2-2	2-5-7	2	8	2	2	0	0 19	Travis Busch	0-1	0-1	0-0	0-0-0	1	0	0	0	0	2	Devoe Joseph	0-3	0-3	0-0	1-0-1	2	0	2	1	0	1 16	Devron Bostick	6-13	0-2	0-0	2-1-3	3	12	0	3	1	0 23	Blake Hofferbar	0-0	0-0	0-0	0-0-0	1	0	1	0	0	0 17	Colton Iverson	1-1	0-0	0-3	0-2-2	3	2	0	0	0	0 12	Team				2-0-2							Totals	20-53	3-16	13-27	12-16-28	23	56	12	12	2	7 200	<table><tr><th>Ohio State</th><th>FG</th><th>3FG</th><th>FT</th><th>O-D-R</th><th>PFPTS</th><th>A</th><th>TO</th><th>B</th><th>S</th><th>MIN</th></tr><tr><td>P.J. Hill, g</td><td>1-2</td><td>1-2</td><td>3-4</td><td>0-1-1</td><td>2</td><td>6</td><td>4</td><td>2</td><td>0</td><td>0 21</td></tr><tr><td>Jon Diebler, g</td><td>5-11</td><td>5-10</td><td>2-2</td><td>0-5-5</td><td>2</td><td>17</td><td>3</td><td>0</td><td>0</td><td>1 40</td></tr><tr><td>Evan Turner, f</td><td>4-11</td><td>0-0</td><td>10-11</td><td>3-7-10</td><td>4</td><td>18</td><td>5</td><td>2</td><td>1</td><td>3 37</td></tr><tr><td>William Buford, f</td><td>6-8</td><td>1-2</td><td>1-2</td><td>0-9-9</td><td>2</td><td>14</td><td>2</td><td>4</td><td>0</td><td>1 35</td></tr><tr><td>Dallas Lauderdale, c</td><td>3-3</td><td>0-0</td><td>1-2</td><td>0-1-1</td><td>1</td><td>7</td><td>0</td><td>1</td><td>1</td><td>0 25</td></tr><tr><td>Jeremie Simmons</td><td>3-5</td><td>2-2</td><td>0-0</td><td>0-0-0</td><td>3</td><td>8</td><td>2</td><td>1</td><td>0</td><td>0 20</td></tr><tr><td>Walter Offutt</td><td>0-0</td><td>0-0</td><td>0-0</td><td>0-0-0</td><td>1</td><td>0</td><td>0</td><td>0</td><td>0</td><td>0 4</td></tr><tr><td>Kyle Madsen</td><td>0-0</td><td>0-0</td><td>0-0</td><td>0-0-0</td><td>0</td><td>0</td><td>0</td><td>0</td><td>0</td><td>1 3</td></tr><tr><td>B.J. Mullens</td><td>3-7</td><td>0-0</td><td>6-8</td><td>2-3-5</td><td>2</td><td>12</td><td>0</td><td>2</td><td>2</td><td>1 15</td></tr><tr><td>Team</td><td></td><td></td><td></td><td>2-0-2</td><td></td><td></td><td></td><td></td><td></td><td></td></tr><tr><td>Totals</td><td>25-47</td><td>9-16</td><td>23-29</td><td>7-26-33</td><td>17</td><td>82</td><td>16</td><td>15</td><td>6</td><td>4 200</td></tr></table>			Ohio State	FG	3FG	FT	O-D-R	PFPTS	A	TO	B	S	MIN	P.J. Hill, g	1-2	1-2	3-4	0-1-1	2	6	4	2	0	0 21	Jon Diebler, g	5-11	5-10	2-2	0-5-5	2	17	3	0	0	1 40	Evan Turner, f	4-11	0-0	10-11	3-7-10	4	18	5	2	1	3 37	William Buford, f	6-8	1-2	1-2	0-9-9	2	14	2	4	0	1 35	Dallas Lauderdale, c	3-3	0-0	1-2	0-1-1	1	7	0	1	1	0 25	Jeremie Simmons	3-5	2-2	0-0	0-0-0	3	8	2	1	0	0 20	Walter Offutt	0-0	0-0	0-0	0-0-0	1	0	0	0	0	0 4	Kyle Madsen	0-0	0-0	0-0	0-0-0	0	0	0	0	0	1 3	B.J. Mullens	3-7	0-0	6-8	2-3-5	2	12	0	2	2	1 15	Team				2-0-2							Totals	25-47	9-16	23-29	7-26-33	17	82	16	15	6	4 200	<table><tr><th>Robert Morris</th><th>FG</th><th>3FG</th><th>FT</th><th>O-D-R</th><th>PFPTS</th><th>A</th><th>TO</th><th>B</th><th>S</th><th>MIN</th></tr><tr><td>Rob Robinson, f</td><td>3-11</td><td>0-0</td><td>1-3</td><td>2-3-5</td><td>2</td><td>7</td><td>4</td><td>0</td><td>2</td><td>1 28</td></tr><tr><td>Dallas Green, f</td><td>2-3</td><td>0-0</td><td>0-0</td><td>0-0-0</td><td>2</td><td>4</td><td>0</td><td>0</td><td>2</td><td>0 15</td></tr><tr><td>Bateko Francisco, g</td><td>2-8</td><td>1-2</td><td>0-0</td><td>1-3-4</td><td>4</td><td>5</td><td>3</td><td>0</td><td>0</td><td>1 26</td></tr><tr><td>Jimmy Langhurst, g</td><td>3-9</td><td>3-8</td><td>0-0</td><td>1-2-3</td><td>2</td><td>9</td><td>3</td><td>2</td><td>0</td><td>0 32</td></tr><tr><td>Jeremy Chappell</td><td>5-14</td><td>0-5</td><td>1-2</td><td>1-5-6</td><td>1</td><td>11</td><td>3</td><td>2</td><td>3</td><td>2 34</td></tr><tr><td>Mezie Nwigwe</td><td>2-4</td><td>1-2</td><td>3-5</td><td>0-3-3</td><td>2</td><td>8</td><td>2</td><td>2</td><td>0</td><td>2 22</td></tr><tr><td>Ifeyanyi Ehirim</td><td>2-2</td><td>0-0</td><td>1-1</td><td>1-1-2</td><td>0</td><td>5</td><td>1</td><td>0</td><td>0</td><td>1 12</td></tr><tr><td>Garry Wallace</td><td>3-4</td><td>0-0</td><td>1-2</td><td>0-1-1</td><td>3</td><td>7</td><td>0</td><td>0</td><td>0</td><td>0 15</td></tr><tr><td>Khalif Foster</td><td>1-1</td><td>0-0</td><td>0-0</td><td>0-1-1</td><td>0</td><td>2</td><td>0</td><td>0</td><td>0</td><td>1 3</td></tr><tr><td>Josiah Whitehead</td><td>2-5</td><td>0-0</td><td>0-0</td><td>0-0-0</td><td>1</td><td>4</td><td>0</td><td>0</td><td>0</td><td>0 13</td></tr><tr><td>Team</td><td></td><td></td><td></td><td>2-1-3</td><td></td><td></td><td></td><td></td><td></td><td></td></tr><tr><td>Totals</td><td>25-61</td><td>5-17</td><td>7-13</td><td>8-20-28</td><td>17</td><td>62</td><td>16</td><td>6</td><td>7</td><td>8 200</td></tr></table>			Robert Morris	FG	3FG	FT	O-D-R	PFPTS	A	TO	B	S	MIN	Rob Robinson, f	3-11	0-0	1-3	2-3-5	2	7	4	0	2	1 28	Dallas Green, f	2-3	0-0	0-0	0-0-0	2	4	0	0	2	0 15	Bateko Francisco, g	2-8	1-2	0-0	1-3-4	4	5	3	0	0	1 26	Jimmy Langhurst, g	3-9	3-8	0-0	1-2-3	2	9	3	2	0	0 32	Jeremy Chappell	5-14	0-5	1-2	1-5-6	1	11	3	2	3	2 34	Mezie Nwigwe	2-4	1-2	3-5	0-3-3	2	8	2	2	0	2 22	Ifeyanyi Ehirim	2-2	0-0	1-1	1-1-2	0	5	1	0	0	1 12	Garry Wallace	3-4	0-0	1-2	0-1-1	3	7	0	0	0	0 15	Khalif Foster	1-1	0-0	0-0	0-1-1	0	2	0	0	0	1 3	Josiah Whitehead	2-5	0-0	0-0	0-0-0	1	4	0	0	0	0 13	Team				2-1-3							Totals	25-61	5-17	7-13	8-20-28	17	62	16	6	7	8 200																																																																																																														
Minnesota	FG	3FG	FT	O-D-R	PFPTS	A	TO	B	S	MIN																																																																																																																																																																																																																																																																																																																																																																																																																																																																																																																																																									
Al Nolen, g	0-3	0-1	0-0	0-2-2	3	0	5	1	0	3 27																																																																																																																																																																																																																																																																																																																																																																																																																																																																																																																																																									
Lawrence Westbrook, g	4-11	1-5	1-2	1-1-2	2	10	1	4	0	1 23																																																																																																																																																																																																																																																																																																																																																																																																																																																																																																																																																									
Jamal Abu-Shamala, f	0-0	0-0	1-2	1-0-1	1	1	0	0	0	0 8																																																																																																																																																																																																																																																																																																																																																																																																																																																																																																																																																									
Damian Johnson, f	6-11	2-3	5-10	2-2-4	3	19	1	0	2	2 25																																																																																																																																																																																																																																																																																																																																																																																																																																																																																																																																																									
Ralph Sampson, c	0-2	0-0	4-8	1-3-4	2	4	0	1	1	0 28																																																																																																																																																																																																																																																																																																																																																																																																																																																																																																																																																									
Paul Carter	3-8	0-1	2-2	2-5-7	2	8	2	2	0	0 19																																																																																																																																																																																																																																																																																																																																																																																																																																																																																																																																																									
Travis Busch	0-1	0-1	0-0	0-0-0	1	0	0	0	0	2																																																																																																																																																																																																																																																																																																																																																																																																																																																																																																																																																									
Devoe Joseph	0-3	0-3	0-0	1-0-1	2	0	2	1	0	1 16																																																																																																																																																																																																																																																																																																																																																																																																																																																																																																																																																									
Devron Bostick	6-13	0-2	0-0	2-1-3	3	12	0	3	1	0 23																																																																																																																																																																																																																																																																																																																																																																																																																																																																																																																																																									
Blake Hofferbar	0-0	0-0	0-0	0-0-0	1	0	1	0	0	0 17																																																																																																																																																																																																																																																																																																																																																																																																																																																																																																																																																									
Colton Iverson	1-1	0-0	0-3	0-2-2	3	2	0	0	0	0 12																																																																																																																																																																																																																																																																																																																																																																																																																																																																																																																																																									
Team				2-0-2																																																																																																																																																																																																																																																																																																																																																																																																																																																																																																																																																															
Totals	20-53	3-16	13-27	12-16-28	23	56	12	12	2	7 200																																																																																																																																																																																																																																																																																																																																																																																																																																																																																																																																																									
Ohio State	FG	3FG	FT	O-D-R	PFPTS	A	TO	B	S	MIN																																																																																																																																																																																																																																																																																																																																																																																																																																																																																																																																																									
P.J. Hill, g	1-2	1-2	3-4	0-1-1	2	6	4	2	0	0 21																																																																																																																																																																																																																																																																																																																																																																																																																																																																																																																																																									
Jon Diebler, g	5-11	5-10	2-2	0-5-5	2	17	3	0	0	1 40																																																																																																																																																																																																																																																																																																																																																																																																																																																																																																																																																									
Evan Turner, f	4-11	0-0	10-11	3-7-10	4	18	5	2	1	3 37																																																																																																																																																																																																																																																																																																																																																																																																																																																																																																																																																									
William Buford, f	6-8	1-2	1-2	0-9-9	2	14	2	4	0	1 35																																																																																																																																																																																																																																																																																																																																																																																																																																																																																																																																																									
Dallas Lauderdale, c	3-3	0-0	1-2	0-1-1	1	7	0	1	1	0 25																																																																																																																																																																																																																																																																																																																																																																																																																																																																																																																																																									
Jeremie Simmons	3-5	2-2	0-0	0-0-0	3	8	2	1	0	0 20																																																																																																																																																																																																																																																																																																																																																																																																																																																																																																																																																									
Walter Offutt	0-0	0-0	0-0	0-0-0	1	0	0	0	0	0 4																																																																																																																																																																																																																																																																																																																																																																																																																																																																																																																																																									
Kyle Madsen	0-0	0-0	0-0	0-0-0	0	0	0	0	0	1 3																																																																																																																																																																																																																																																																																																																																																																																																																																																																																																																																																									
B.J. Mullens	3-7	0-0	6-8	2-3-5	2	12	0	2	2	1 15																																																																																																																																																																																																																																																																																																																																																																																																																																																																																																																																																									
Team				2-0-2																																																																																																																																																																																																																																																																																																																																																																																																																																																																																																																																																															
Totals	25-47	9-16	23-29	7-26-33	17	82	16	15	6	4 200																																																																																																																																																																																																																																																																																																																																																																																																																																																																																																																																																									
Robert Morris	FG	3FG	FT	O-D-R	PFPTS	A	TO	B	S	MIN																																																																																																																																																																																																																																																																																																																																																																																																																																																																																																																																																									
Rob Robinson, f	3-11	0-0	1-3	2-3-5	2	7	4	0	2	1 28																																																																																																																																																																																																																																																																																																																																																																																																																																																																																																																																																									
Dallas Green, f	2-3	0-0	0-0	0-0-0	2	4	0	0	2	0 15																																																																																																																																																																																																																																																																																																																																																																																																																																																																																																																																																									
Bateko Francisco, g	2-8	1-2	0-0	1-3-4	4	5	3	0	0	1 26																																																																																																																																																																																																																																																																																																																																																																																																																																																																																																																																																									
Jimmy Langhurst, g	3-9	3-8	0-0	1-2-3	2	9	3	2	0	0 32																																																																																																																																																																																																																																																																																																																																																																																																																																																																																																																																																									
Jeremy Chappell	5-14	0-5	1-2	1-5-6	1	11	3	2	3	2 34																																																																																																																																																																																																																																																																																																																																																																																																																																																																																																																																																									
Mezie Nwigwe	2-4	1-2	3-5	0-3-3	2	8	2	2	0	2 22																																																																																																																																																																																																																																																																																																																																																																																																																																																																																																																																																									
Ifeyanyi Ehirim	2-2	0-0	1-1	1-1-2	0	5	1	0	0	1 12																																																																																																																																																																																																																																																																																																																																																																																																																																																																																																																																																									
Garry Wallace	3-4	0-0	1-2	0-1-1	3	7	0	0	0	0 15																																																																																																																																																																																																																																																																																																																																																																																																																																																																																																																																																									
Khalif Foster	1-1	0-0	0-0	0-1-1	0	2	0	0	0	1 3																																																																																																																																																																																																																																																																																																																																																																																																																																																																																																																																																									
Josiah Whitehead	2-5	0-0	0-0	0-0-0	1	4	0	0	0	0 13																																																																																																																																																																																																																																																																																																																																																																																																																																																																																																																																																									
Team				2-1-3																																																																																																																																																																																																																																																																																																																																																																																																																																																																																																																																																															
Totals	25-61	5-17	7-13	8-20-28	17	62	16	6	7	8 200																																																																																																																																																																																																																																																																																																																																																																																																																																																																																																																																																									
<table><tr><th>Michigan State</th><th>FG</th><th>3FG</th><th>FT</th><th>O-D-R</th><th>PFPTS</th><th>A</th><th>TO</th><th>B</th><th>S</th><th>MIN</th></tr><tr><td>Kalin Lucas, g</td><td>3-10</td><td>2-4</td><td>4-8</td><td>1-1-2</td><td>2</td><td>12</td><td>3</td><td>3</td><td>1</td><td>33</td></tr><tr><td>Travis Walton, g</td><td>1-2</td><td>0-0</td><td>2-2</td><td>0-4-2</td><td>2</td><td>4</td><td>6</td><td>3</td><td>0</td><td>30</td></tr><tr><td>Raymar Morgan, f</td><td>2-4</td><td>0-0</td><td>0-0</td><td>0-2-2</td><td>4</td><td>4</td><td>0</td><td>1</td><td>0</td><td>17</td></tr><tr><td>Delvon Roe, f</td><td>0-0</td><td>0-0</td><td>1-2</td><td>0-1-1</td><td>4</td><td>1</td><td>1</td><td>2</td><td>0</td><td>18</td></tr><tr><td>Goran Sutton, c</td><td>3-3</td><td>1-1</td><td>2-2</td><td>2-8-10</td><td>3</td><td>9</td><td>1</td><td>2</td><td>0</td><td>25</td></tr><tr><td>Idong Ibok</td><td>0-0</td><td>0-0</td><td>0-0</td><td>0-1-1</td><td>0</td><td>0</td><td>0</td><td>1</td><td>0</td><td>5</td></tr><tr><td>Chris Allen</td><td>5-11</td><td>2-5</td><td>5-6</td><td>0-1-1</td><td>1</td><td>17</td><td>1</td><td>0</td><td>0</td><td>26</td></tr><tr><td>Austin Thornton</td><td>0-0</td><td>0-0</td><td>0-0</td><td>0-0-0</td><td>0</td><td>0</td><td>0</td><td>0</td><td>0</td><td>1</td></tr><tr><td>Durrell Summers</td><td>1-5</td><td>0-2</td><td>0-2</td><td>0-1-1</td><td>0</td><td>2</td><td>0</td><td>1</td><td>0</td><td>18</td></tr><tr><td>Draymond Green</td><td>2-3</td><td>0-0</td><td>0-1</td><td>2-3-5</td><td>2</td><td>4</td><td>1</td><td>1</td><td>0</td><td>17</td></tr><tr><td>Korie Lucious</td><td>0-0</td><td>0-0</td><td>0-0</td><td>0-1-1</td><td>0</td><td>0</td><td>1</td><td>1</td><td>0</td><td>4</td></tr><tr><td>Marquise Gray</td><td>3-4</td><td>0-0</td><td>5-8</td><td>3-3-6</td><td>2</td><td>11</td><td>0</td><td>0</td><td>0</td><td>6</td></tr><tr><td>Team</td><td></td><td></td><td></td><td>2-1-3</td><td></td><td></td><td></td><td></td><td></td><td></td></tr><tr><td>Totals</td><td>20-42</td><td>5-12</td><td>19-31</td><td>10-27-37</td><td>20</td><td>64</td><td>14</td><td>16</td><td>1</td><td>8 200</td></tr></table>			Michigan State	FG	3FG	FT	O-D-R	PFPTS	A	TO	B	S	MIN	Kalin Lucas, g	3-10	2-4	4-8	1-1-2	2	12	3	3	1	33	Travis Walton, g	1-2	0-0	2-2	0-4-2	2	4	6	3	0	30	Raymar Morgan, f	2-4	0-0	0-0	0-2-2	4	4	0	1	0	17	Delvon Roe, f	0-0	0-0	1-2	0-1-1	4	1	1	2	0	18	Goran Sutton, c	3-3	1-1	2-2	2-8-10	3	9	1	2	0	25	Idong Ibok	0-0	0-0	0-0	0-1-1	0	0	0	1	0	5	Chris Allen	5-11	2-5	5-6	0-1-1	1	17	1	0	0	26	Austin Thornton	0-0	0-0	0-0	0-0-0	0	0	0	0	0	1	Durrell Summers	1-5	0-2	0-2	0-1-1	0	2	0	1	0	18	Draymond Green	2-3	0-0	0-1	2-3-5	2	4	1	1	0	17	Korie Lucious	0-0	0-0	0-0	0-1-1	0	0	1	1	0	4	Marquise Gray	3-4	0-0	5-8	3-3-6	2	11	0	0	0	6	Team				2-1-3							Totals	20-42	5-12	19-31	10-27-37	20	64	14	16	1	8 200	<table><tr><th>Michigan State</th><th>FG</th><th>3FG</th><th>FT</th><th>O-D-R</th><th>PFPTS</th><th>A</th><th>TO</th><th>B</th><th>S</th><th>MIN</th></tr><tr><td>Kalin Lucas, g</td><td>5-12</td><td>0-3</td><td>7-8</td><td>1-2-3</td><td>0</td><td>17</td><td>1</td><td>2</td><td>0</td><td>1 34</td></tr><tr><td>Travis Walton, g</td><td>1-6</td><td>0-0</td><td>0-0</td><td>0-0-0</td><td>3</td><td>2</td><td>1</td><td>0</td><td>1</td><td>23</td></tr><tr><td>Raymar Morgan, f</td><td>3-8</td><td>0-1</td><td>0-0</td><td>0-3-3</td><td>3</td><td>6</td><td>2</td><td>2</td><td>0</td><td>24</td></tr><tr><td>Delvon Roe, f</td><td>1-1</td><td>0-0</td><td>2-2</td><td>4-2-6</td><td>2</td><td>4</td><td>1</td><td>1</td><td>0</td><td>16</td></tr><tr><td>Goran Sutton, c</td><td>5-5</td><td>0-0</td><td>0-0</td><td>1-7-8</td><td>4</td><td>10</td><td>1</td><td>3</td><td>0</td><td>27</td></tr><tr><td>Chris Allen</td><td>2-11</td><td>0-6</td><td>1-2</td><td>2-1-3</td><td>2</td><td>5</td><td>0</td><td>1</td><td>0</td><td>22</td></tr><tr><td>Austin Thornton</td><td>2-3</td><td>0-1</td><td>0-0</td><td>1-1-2</td><td>1</td><td>4</td><td>0</td><td>0</td><td>0</td><td>3</td></tr><tr><td>Durrell Summers</td><td>0-3</td><td>0-1</td><td>0-0</td><td>1-0-1</td><td>1</td><td>0</td><td>0</td><td>0</td><td>0</td><td>9</td></tr><tr><td>Isaiah Dahlman</td><td>0-0</td><td>0-0</td><td>0-0</td><td>0-0-0</td><td>0</td><td>0</td><td>0</td><td>0</td><td>0</td><td>1</td></tr><tr><td>Draymond Green</td><td>1-4</td><td>0-0</td><td>0-2</td><td>2-2-4</td><td>3</td><td>2</td><td>0</td><td>0</td><td>0</td><td>15</td></tr><tr><td>Korie Lucious</td><td>5-12</td><td>3-9</td><td>3-4</td><td>2-1-3</td><td>3</td><td>16</td><td>1</td><td>1</td><td>0</td><td>2 18</td></tr><tr><td>Tom Herzog</td><td>0-0</td><td>0-0</td><td>0-0</td><td>0-0-0</td><td>0</td><td>0</td><td>0</td><td>0</td><td>0</td><td>1</td></tr><tr><td>Marquise Gray</td><td>2-6</td><td>0-0</td><td>0-0</td><td>3-0-3</td><td>1</td><td>4</td><td>0</td><td>0</td><td>0</td><td>1 7</td></tr><tr><td>Team</td><td></td><td></td><td></td><td>3-0-3</td><td></td><td></td><td></td><td></td><td></td><td></td></tr><tr><td>Totals</td><td>27-71</td><td>3-21</td><td>13-18</td><td>20-19-39</td><td>23</td><td>70</td><td>7</td><td>10</td><td>1</td><td>9 200</td></tr></table>			Michigan State	FG	3FG	FT	O-D-R	PFPTS	A	TO	B	S	MIN	Kalin Lucas, g	5-12	0-3	7-8	1-2-3	0	17	1	2	0	1 34	Travis Walton, g	1-6	0-0	0-0	0-0-0	3	2	1	0	1	23	Raymar Morgan, f	3-8	0-1	0-0	0-3-3	3	6	2	2	0	24	Delvon Roe, f	1-1	0-0	2-2	4-2-6	2	4	1	1	0	16	Goran Sutton, c	5-5	0-0	0-0	1-7-8	4	10	1	3	0	27	Chris Allen	2-11	0-6	1-2	2-1-3	2	5	0	1	0	22	Austin Thornton	2-3	0-1	0-0	1-1-2	1	4	0	0	0	3	Durrell Summers	0-3	0-1	0-0	1-0-1	1	0	0	0	0	9	Isaiah Dahlman	0-0	0-0	0-0	0-0-0	0	0	0	0	0	1	Draymond Green	1-4	0-0	0-2	2-2-4	3	2	0	0	0	15	Korie Lucious	5-12	3-9	3-4	2-1-3	3	16	1	1	0	2 18	Tom Herzog	0-0	0-0	0-0	0-0-0	0	0	0	0	0	1	Marquise Gray	2-6	0-0	0-0	3-0-3	1	4	0	0	0	1 7	Team				3-0-3							Totals	27-71	3-21	13-18	20-19-39	23	70	7	10	1	9 200	<table><tr><th>Michigan State</th><th>FG</th><th>3FG</th><th>FT</th><th>O-D-R</th><th>PFPTS</th><th>A</th><th>TO</th><th>B</th><th>S</th><th>MIN</th></tr><tr><td>Raymar Morgan, f</td><td>7-14</td><td>1-2</td><td>1-4</td><td>3-2-5</td><td>3</td><td>16</td><td>1</td><td>1</td><td>0</td><td>1 20 </td></tr></table>			Michigan State	FG	3FG	FT	O-D-R	PFPTS	A	TO	B	S	MIN	Raymar Morgan, f	7-14	1-2	1-4	3-2-5	3	16	1	1	0	1 20																																																																																																																																																																																
Michigan State	FG	3FG	FT	O-D-R	PFPTS	A	TO	B	S	MIN																																																																																																																																																																																																																																																																																																																																																																																																																																																																																																																																																									
Kalin Lucas, g	3-10	2-4	4-8	1-1-2	2	12	3	3	1	33																																																																																																																																																																																																																																																																																																																																																																																																																																																																																																																																																									
Travis Walton, g	1-2	0-0	2-2	0-4-2	2	4	6	3	0	30																																																																																																																																																																																																																																																																																																																																																																																																																																																																																																																																																									
Raymar Morgan, f	2-4	0-0	0-0	0-2-2	4	4	0	1	0	17																																																																																																																																																																																																																																																																																																																																																																																																																																																																																																																																																									
Delvon Roe, f	0-0	0-0	1-2	0-1-1	4	1	1	2	0	18																																																																																																																																																																																																																																																																																																																																																																																																																																																																																																																																																									
Goran Sutton, c	3-3	1-1	2-2	2-8-10	3	9	1	2	0	25																																																																																																																																																																																																																																																																																																																																																																																																																																																																																																																																																									
Idong Ibok	0-0	0-0	0-0	0-1-1	0	0	0	1	0	5																																																																																																																																																																																																																																																																																																																																																																																																																																																																																																																																																									
Chris Allen	5-11	2-5	5-6	0-1-1	1	17	1	0	0	26																																																																																																																																																																																																																																																																																																																																																																																																																																																																																																																																																									
Austin Thornton	0-0	0-0	0-0	0-0-0	0	0	0	0	0	1																																																																																																																																																																																																																																																																																																																																																																																																																																																																																																																																																									
Durrell Summers	1-5	0-2	0-2	0-1-1	0	2	0	1	0	18																																																																																																																																																																																																																																																																																																																																																																																																																																																																																																																																																									
Draymond Green	2-3	0-0	0-1	2-3-5	2	4	1	1	0	17																																																																																																																																																																																																																																																																																																																																																																																																																																																																																																																																																									
Korie Lucious	0-0	0-0	0-0	0-1-1	0	0	1	1	0	4																																																																																																																																																																																																																																																																																																																																																																																																																																																																																																																																																									
Marquise Gray	3-4	0-0	5-8	3-3-6	2	11	0	0	0	6																																																																																																																																																																																																																																																																																																																																																																																																																																																																																																																																																									
Team				2-1-3																																																																																																																																																																																																																																																																																																																																																																																																																																																																																																																																																															
Totals	20-42	5-12	19-31	10-27-37	20	64	14	16	1	8 200																																																																																																																																																																																																																																																																																																																																																																																																																																																																																																																																																									
Michigan State	FG	3FG	FT	O-D-R	PFPTS	A	TO	B	S	MIN																																																																																																																																																																																																																																																																																																																																																																																																																																																																																																																																																									
Kalin Lucas, g	5-12	0-3	7-8	1-2-3	0	17	1	2	0	1 34																																																																																																																																																																																																																																																																																																																																																																																																																																																																																																																																																									
Travis Walton, g	1-6	0-0	0-0	0-0-0	3	2	1	0	1	23																																																																																																																																																																																																																																																																																																																																																																																																																																																																																																																																																									
Raymar Morgan, f	3-8	0-1	0-0	0-3-3	3	6	2	2	0	24																																																																																																																																																																																																																																																																																																																																																																																																																																																																																																																																																									
Delvon Roe, f	1-1	0-0	2-2	4-2-6	2	4	1	1	0	16																																																																																																																																																																																																																																																																																																																																																																																																																																																																																																																																																									
Goran Sutton, c	5-5	0-0	0-0	1-7-8	4	10	1	3	0	27																																																																																																																																																																																																																																																																																																																																																																																																																																																																																																																																																									
Chris Allen	2-11	0-6	1-2	2-1-3	2	5	0	1	0	22																																																																																																																																																																																																																																																																																																																																																																																																																																																																																																																																																									
Austin Thornton	2-3	0-1	0-0	1-1-2	1	4	0	0	0	3																																																																																																																																																																																																																																																																																																																																																																																																																																																																																																																																																									
Durrell Summers	0-3	0-1	0-0	1-0-1	1	0	0	0	0	9																																																																																																																																																																																																																																																																																																																																																																																																																																																																																																																																																									
Isaiah Dahlman	0-0	0-0	0-0	0-0-0	0	0	0	0	0	1																																																																																																																																																																																																																																																																																																																																																																																																																																																																																																																																																									
Draymond Green	1-4	0-0	0-2	2-2-4	3	2	0	0	0	15																																																																																																																																																																																																																																																																																																																																																																																																																																																																																																																																																									
Korie Lucious	5-12	3-9	3-4	2-1-3	3	16	1	1	0	2 18																																																																																																																																																																																																																																																																																																																																																																																																																																																																																																																																																									
Tom Herzog	0-0	0-0	0-0	0-0-0	0	0	0	0	0	1																																																																																																																																																																																																																																																																																																																																																																																																																																																																																																																																																									
Marquise Gray	2-6	0-0	0-0	3-0-3	1	4	0	0	0	1 7																																																																																																																																																																																																																																																																																																																																																																																																																																																																																																																																																									
Team				3-0-3																																																																																																																																																																																																																																																																																																																																																																																																																																																																																																																																																															
Totals	27-71	3-21	13-18	20-19-39	23	70	7	10	1	9 200																																																																																																																																																																																																																																																																																																																																																																																																																																																																																																																																																									
Michigan State	FG	3FG	FT	O-D-R	PFPTS	A	TO	B	S	MIN																																																																																																																																																																																																																																																																																																																																																																																																																																																																																																																																																									
Raymar Morgan, f	7-14	1-2	1-4	3-2-5	3	16	1	1	0	1 20																																																																																																																																																																																																																																																																																																																																																																																																																																																																																																																																																									

NCAA TOURNAMENT FINAL FOUR • APRIL 4 & 6, 2009

	#8/7 MICHIGAN STATE	74
USC		69
#34	March 22, 2009 • Minneapolis, Minn. HHH Metrodome	
Key Stat: 3-Point Field Goals MSU - 6-13; USC - 1-10		
Quotable: "We look at Travis as the engine of this team, wherever he goes, we go." - MSU senior Goran Sutton		
Key Moment: After leading by three at the half, MSU suddenly found itself trailing 47-42 early in the second half. The Spartans responded with a 10-0 run, including four points from Kalin Lucas and a 3-pointer from both Chris Allen and Durrell Summers.		
Notes: Michigan State improved to 8-1 in NCAA Tournament second-round games under Tom Izzo ... Travis Walton scored a career-high 18 points, knocking down 8-of-13 field goals ... MSU recorded 20 assists on its 22 field goals, led by Kalin Lucas with seven, his best effort since Jan. 3 ... After USC's Taj Gibson scored 24 points on 10-of-10 shooting and grabbed six rebounds against Boston College, MSU's defense held Gibson to three points and zero rebounds ... USC hit just 1-of-10 attempts from behind the 3-point arc, marking Spartan opponent season lows for 3-pointers made and attempted and percentage ... MSU's defense held the Trojans without a point for the final 3:52 of the contest, forcing eight straight missed field-goal attempts.		
Michigan State	FG 3FG FT O-D-R PFPTS A TO B S MIN	
Kalin Lucas, g	3-6 0-1 4-4 0-1-1 1 10 7 1 0 1 35	
Goran Sutton, c	1-10 1-2 4-4 4-6-10 4 7 3 3 1 1 27	
Travis Walton, g	8-13 0-0 2-2 0-0-0 2 2 2 2 0 2 26	
Raymar Morgan, f	0-4 0-0 3-4 1-1-2 4 3 1 2 0 0 17	
Delvon Roe, f	3-5 0-0 4-7 0-2-2 1 10 1 1 0 0 17	
Durrell Summers	4-5 3-4 0-0 4-4-8 1 11 2 2 0 1 26	
Chris Allen	2-5 2-5 2-2 0-1-1 3 8 3 0 0 0 24	
Draymond Green	1-2 0-0 5-8 1-8-9 0 7 1 4 0 0 7	
Korie Lucious	0-1 0-1 0-0 0-0-0 0 0 0 0 0 0 3	
Marquise Gray	0-0 0-0 0-0 0-0-0 1 0 0 0 0 0 2	
Idong Ibok	0-0 0-0 0-0 0-0-0 1 0 0 0 0 0 1	
Team	2-13	
Totals	22-51 6-13 24-31 12-24-36 18 74 20 16 1 5 200	
Total FG% 1st: 12-28 (42.9%) 2nd: 10-23 (43.5%) Game: 43.1%		
3-Pt FG% 1st: 4-10 (40.0%) 2nd: 2-3 (66.7%) Game: 46.2%		
F Throw% 1st: 12-13 (92.3%) 2nd: 12-18 (66.7%) Game: 77.4%		
USC	FG 3FG FT O-D-R PFPTS A TO B S MIN	
Daniel Hackett, g	5-11 1-3 2-3 1-2-3 2 13 5 3 0 3 40	
Dwight Lewis, g	6-17 0-3 7-8 2-3-5 2 19 0 2 0 2 40	
DeMar DeRozan, f	6-13 0-3 6-7 0-5-5 2 18 2 2 0 0 37	
Taj Gibson, f	0-2 0-0 3-4 0-0-0 5 3 1 3 5 1 23	
Keith Wilkinson, f	0-0 0-0 0-0 0-0-0 0 0 0 0 0 1 3	
Leonard Washington	4-8 0-0 2-2 4-3-74 10 0 1 0 0 2	
Nikola Vucevic	2-3 0-1 2-2 3-1-4 4 6 0 0 0 0 22	
Marcus Simmons	0-1 0-0 0-0 0-0-0 1 0 2 0 0 0 8	
Marcus Johnson	0-2 0-0 0-0 0-0-0 1 0 0 0 0 1 3	
Team	2-4-6	
Totals	23-57 1-10 22-26 12-18-30 21 69 10 11 5 10 200	
Total FG% 1st: 13-27 (48.1%) 2nd: 10-30 (33.3%) Game: 40.4%		
3-Pt FG% 1st: 1-4 (25.0%) 2nd: 0-6 (0.0%) Game: 10.0%		
F Throw% 1st: 10-12 (83.3%) 2nd: 12-14 (85.7%) Game: 84.6%		
Officials: Rick Hartzell, Verne Harris, Gary Maxwell		
Attendance: 14,279		
Halftime Score: MSU 40-37		
Record: MSU 28-6; USC 22-13		

	#8/7 MICHIGAN STATE	67
#14/13 KANSAS		62
#35	March 27, 2009 • Indianapolis, Ind. Lucas Oil Stadium	
Key Stat: Assists/Turnovers MSU - 17/13 (+4); KU - 11/19 (-8)		
Quotable: "I said all year Kalin's a big-time player. With the game on the line, he took it (against Sherron Collins), pump faked, and made a great play for us." - MSU senior Travis Walton		
Key Moment: With the score tied at 60 and under a minute remaining, Kalin Lucas spread the floor and took KU's Sherron Collins to the basket, drawing a foul and making the basket with 48 seconds left. Lucas completed the three-point play, and hit four more free throws in the final minute to seal the victory.		
Notes: The Spartans rallied back from a 13-point first-half deficit ... Goran Sutton scored a season-high 20 points on 8-of-16 shooting ... Sutton also had a career-high five steals, tying an MSU NCAA Tournament record ... Lucas also had seven assists, which tied his NCAA Tournament best, and four steals, which was a career high for him in an NCAA Tournament game ... With the score tied at 60, Lucas had a key steal at the 1:20 mark, just before his 3-point play that put MSU up for good ... Lucas was 7-for-7 overall from the free-throw line ... Travis Walton dished out five assists, which tied his NCAA Tournament high (vs. Marquette and North Carolina in 2007) ... MSU shot 94.1 percent (16-for-17) from the free-throw line, the third-best mark for the Spartans in an NCAA Tournament game.		
Michigan State	FG 3FG FT O-D-R PFPTS A TO B S MIN	
Raymar Morgan, f	1-6 0-1 2-2 1-0-1 2 4 0 2 0 0 13	
Delvon Roe, f	0-0 0-0 0-0 0-1-1 0 0 2 0 0 0 10	
Goran Sutton, c	8-16 1-3 3-3 2-7-9 3 20 0 3 1 5 33	
Kalin Lucas, g	5-15 1-4 7-7 1-1-2 0 18 7 2 0 4 35	
Travis Walton, g	1-5 0-0 0-0 1-4-5 3 2 5 1 0 1 29	
Idong Ibok	0-0 0-0 0-0 0-0-0 2 0 0 1 1 0 7	
Chris Allen	2-7 1-4 2-2 2-1-3 1 7 3 0 0 0 20	
Durrell Summers	3-4 2-3 1-2 3-2-5 3 9 0 0 1 26	
Draymond Green	3-6 0-0 1-1 1-0-1 1 7 0 1 0 2 21	
Korie Lucious	0-0 0-0 0-0 0-0-0 1 0 0 2 0 0 4	
Marquise Gray	0-0 0-0 0-0 0-0-0 0 0 0 1 0 0 3	
Team	2-2-4	
Totals	23-59 5-15 16-17 13-18-31 16 67 17 13 2 13 200	
Total FG% 1st: 10-28 (35.7%) 2nd: 13-31 (41.9%) Game: 39.0%		
3-Pt FG% 1st: 2-8 (25.0%) 2nd: 3-7 (42.9%) Game: 33.3%		
F Throw% 1st: 7-7 (100%) 2nd: 9-10 (90.0%) Game: 94.1%		
Kansas	FG 3FG FT O-D-R PFPTS A TO B S MIN	
Marcus Morris, f	1-4 0-0 2-2 1-1-2 3 4 0 2 0 1 14	
Cole Aldrich, c	6-13 0-0 5-6 5-9-14 1 17 4 4 2 34	
Sherron Collins, g	9-13 2-5 0-1 0-2-2 2 20 3 6 0 0 38	
Brady Morningstar, g	3-8 0-2 0-0 1-2-3 0 6 2 2 0 2 34	
Tyshawn Taylor, g	2-4 0-1 4-4 0-1-1 3 8 2 3 0 1 28	
Tyrell Reed	1-2 1-2 0-0 0-1-1 5 3 0 2 0 0 21	
Markieff Morris	1-7 0-2 0-0 3-4-7 1 2 0 0 0 0 24	
Mario Little	1-2 0-0 0-0 1-0-1 2 2 0 0 0 1 7	
Team	2-4-6	
Totals	24-53 3-12 11-13 13-24-37 17 62 11 19 4 7 200	
Total FG% 1st: 15-30 (50.0%) 2nd: 9-23 (39.1%) Game: 45.3%		
3-Pt FG% 1st: 2-6 (33.3%) 2nd: 1-6 (16.7%) Game: 25.0%		
F Throw% 1st: 4-4 (100%) 2nd: 7-9 (77.8%) Game: 84.6%		
Officials: Jamie Luckie, Douglas Sirmons, Michael Stephens		
Attendance: 33,780		
Halftime Score: Kansas, 36-29		
Record: MSU 29-6; KU 27-8		

	#8/7 MICHIGAN STATE	64
#1/1 LOUISVILLE		52
#36	March 29, 2009 • Indianapolis, Ind. Lucas Oil Stadium	
Key Stat: Fast-Break Points MSU - 7; Louisville - 0		
Quotable: "It's as big a win as our school has had because we're going to Detroit. That's been a dream and a goal since the day they announced where the Final Four was in 2009." - MSU head coach Tom Izzo		
Key Moment: With MSU leading 39-36 midway through the second half, the Spartans forced a Louisville turnover and Durrell Summers finished the fast break with a slam dunk. Summers followed with a jumper and a 3-pointer in scoring seven straight points to put MSU up, 46-37.		
Notes: Goran Sutton scored 17 of his 19 points in the first half, shooting 7-of-10 from the field, including 3-for-3 from 3-point range ... the three 3-pointers were a career high ... Travis Walton scored eight points and held First-Team All-BIG EAST selection Terrence Williams to five points on 1-of-7 shooting ... Durrell Summers scored an NCAA Tournament career-high 12 points, including two 3-pointers ... Draymond Green collected 10 rebounds, marking the second time he has posted double-figures in rebounding this season (season high: 12 vs. Indiana on Feb. 7) ... Louisville did not have a fast-break point the entire game ... Louisville was held to 52 points, its second-lowest offensive output of the season (51 points vs. UConn in 68-51 loss at home on Feb. 2).		
Michigan State	FG 3FG FT O-D-R PFPTS A TO B S MIN	
Raymar Morgan, f	0-2 0-1 0-0 0-2-2 4 0 0 0 0 0 10	
Delvon Roe, f	1-1 0-0 0-0 0-0-0 2 2 1 0 0 0 14	
Goran Sutton, c	7-15 3-5 2-4 4-6-10 2 19 4 3 1 1 32	
Kalin Lucas, g	3-7 2-4 2-3 3-0-3 2 10 5 4 0 1 30	
Travis Walton, g	3-8 0-0 2-2 0-2-2 3 8 2 1 0 2 30	
Idong Ibok	0-0 0-0 0-0 0-0-0 0 0 0 0 0 0 1	
Chris Allen	1-5 0-2 0-0 3-1-4 2 2 3 1 0 0 18	
Austin Thornton	0-0 0-0 0-0 0-0-0 0 0 0 1 0 0 1	
Durrell Summers	4-6 2-3 2-2 0-3-3 1 12 1 1 0 0 25	
Isaiah Dahlan	0-0 0-0 0-0 0-0-0 0 0 0 0 0 0 1	
Draymond Green	3-6 0-0 0-0 2-8-10 3 6 3 0 0 2 24	
Jon Crandell	0-0 0-0 0-0 0-0-0 0 0 0 0 0 0 1	
Korie Lucious	1-1 1-1 0-0 0-0-0 0 3 0 1 0 1 5	
Tom Herzog	0-0 0-0 0-0 0-0-0 0 0 0 0 0 0 1	
Marquise Gray	1-1 0-0 0-0 0-1-1 3 2 0 0 0 0 7	
Team	1-1-2	
Totals	22-51 6-13 24-31 10-23-33 18 74 20 15 1 5 200	
Total FG% 1st: 11-25 (44.0%) 2nd: 13-27 (48.1%) Game: 46.2%		
3-Pt FG% 1st: 4-8 (50.0%) 2nd: 4-8 (50.0%) Game: 50.0%		
F Throw% 1st: 4-5 (80.0%) 2nd: 4-6 (66.7%) Game: 72.7%		
Louisville	FG 3FG FT O-D-R PFPTS A TO B S MIN	
Terrence Williams, f	11-17 0-3 3-4 1-5-6 0 5 4 1 1 0 35	
Earl Clark, f	8-17 2-5 1-4 2-3-5 3 19 2 2 1 0 40	
Samardo Samuels, c	6-10 0-0 0-0 3-4-7 3 0 0 4 2 0 22	
Andre McGee, g	0-1 0-1 0-0 0-2-2 1 0 1 2 0 2 24	
Jerry Smith, g	3-5 1-2 1-2 1-0-1 4 8 0 0 0 1 16	
Preston Knowles	4-7 2-3 1-2 2-0-2 1 11 2 0 0 2 24	
Edgar Sosa	1-1 1-1 2-2 0-1-1 2 5 2 2 0 0 16	
Reginald Delk	0-1 0-1 0-0 0-0-0 1 0 1 0 1 0 5	
Jared Swopshire	0-0 0-0 0-0 0-1-1 0 0 0 0 0 0 0	
Terrence Jennings	1-2 0-0 2-4 1-1-2 0 4 0 1 0 2 18	
Team	1-1-2	
Totals	18-47 6-16 10-18 11-18-29 15 52 12 12 5 7 200	
Total FG% 1st: 10-24 (41.7%) 2nd: 8-23 (34.8%) Game: 38.3%		
3-Pt FG% 1st: 4-10 (40.0%) 2nd: 2-6 (33.3%) Game: 37.5%		
F Throw% 1st: 3-5 (60.0%) 2nd: 7-13 (53.8%) Game: 55.6%		
Officials: Curtis Shaw, Anthony Green, David Hall		
Attendance: 36,084		
Halftime Score: MSU 30-27		
Record: MSU 30-6; UL 31-6		

NCAA TOURNAMENT APPEARANCES: 23
NCAA TOURNAMENT RECORD: 48-21
FINAL FOUR APPEARANCES: 7
(1957, 1979, 1999, 2000, 2001, 2005, 2009)
NCAA CHAMPIONSHIPS: 2 (1979, 2000)

1957 Midwest Regional (2-2)

FINAL FOUR

3/15/57	Regional Semifinal (Lexington, Ky.)	Notre Dame	W	85-83
3/16/57	Regional Final (Lexington, Ky.)	Kentucky	W	80-68
3/22/57	National Semifinal (Kansas City, Mo.)	North Carolina	L	74-70 (3OT)
3/23/57	National Consolation (Kansas City, Mo.)	San Francisco	L	67-60

1959 Midwest Regional (1-1)

3/13/59	Regional Semifinal (Raleigh, N.C.)	Marquette	W	74-69
3/14/59	Regional Final (Raleigh, N.C.)	Louisville	L	88-81

1978 Midwest Regional (2-1)

3/11/78	First Round (Indianapolis, Ind.)	Providence	W	77-63
3/16/78	Regional Semifinal (Dayton, Ohio)	Western Kentucky	W	90-69
3/18/78	Regional Final (Dayton, Ohio)	Kentucky	L	52-49

1979 Midwest Regional - No. 2 Seed (5-0)

NCAA CHAMPIONS

3/11/79	Second Round (Murfreesboro, Tenn.)	Lamar (10)	W	95-64
3/16/79	Regional Semifinal (Indianapolis, Ind.)	Louisiana State (3)	W	87-71
3/18/79	Regional Final (Indianapolis, Ind.)	Notre Dame (1)	W	80-68
3/24/79	National Semifinal (Salt Lake City, Utah)	Pennsylvania (9)	W	101-67
3/26/79	National Final (Salt Lake City, Utah)	Indiana State (1)	W	75-64

1985 Midwest Regional - No. 10 Seed (0-1)

3/15/85	First Round (Houston, Texas)	Ala.-Birmingham (7)	L	70-68
---------	------------------------------	---------------------	---	-------

1986 Midwest Regional - No. 5 Seed (2-1)

3/13/86	First Round (Dayton, Ohio)	Washington (12)	W	72-70
3/15/86	Second Round (Dayton, Ohio)	Georgetown (4)	W	80-68
3/21/86	Regional Semifinal (Kansas City, Mo.)	Kansas (1)	L	96-86 (OT)

1990 Southeast Regional - No. 1 Seed (2-1)

3/15/90	First Round (Knoxville, Tenn.)	Murray State (16)	W	75-71 (OT)
3/17/90	Second Round (Knoxville, Tenn.)	UC Santa Barbara (9)	W	62-58
3/23/90	Regional Semifinal (New Orleans, La.)	Georgia Tech (4)	L	81-80 (OT)

1991 West Regional - No. 5 Seed (1-1)

3/15/91	First Round (Tucson, Ariz.)	UW-Green Bay (12)	W	60-58
3/17/91	Second Round (Tucson, Ariz.)	Utah (4)	L	85-84 (2 OT)

1992 Midwest Regional - No. 5 Seed (1-1)

3/20/92	First Round (Dayton, Ohio)	SW Missouri St. (12)	W	61-54
3/22/92	Second Round (Dayton, Ohio)	Cincinnati (4)	L	72-65

1994 Southeast Regional - No. 7 Seed (1-1)

3/18/94	First Round (St. Petersburg, Fla.)	Seton Hall (10)	W	84-73
3/20/94	Second Round (St. Petersburg, Fla.)	Duke (2)	L	85-74

1995 Southeast Regional - No. 3 Seed (0-1)

3/17/95	First Round (Tallahassee, Fla.)	Weber State (14)	L	79-72
---------	---------------------------------	------------------	---	-------

1998 East Regional - No. 4 Seed (2-1)

3/12/98	First Round (Hartford, Conn.)	Eastern Michigan (13)	W	83-71
3/14/98	Second Round (Hartford, Conn.)	Princeton (5)	W	63-56
3/19/98	Regional Semifinal (Greensboro, N.C.)	North Carolina (1)	L	73-58



Greg Kelser led all scorers with 19 points vs. Kentucky in 1978.



Averaging nearly 25 points, Scott Skiles led MSU to the 1986 Sweet Sixteen.



Steve Smith scored 32 points in MSU's heartbreaking overtime loss to Georgia Tech in the 1990 Regional Semifinals.



Mateen Cleaves helped MSU advance to the 1998 Sweet Sixteen for the first time since 1990.



Andre Hutson outscored and outrebounded Marcus Fizer in the 2000 Regional Final.



Paul Davis slams home the game-tying basket vs. Maryland in 2003.

1999 Midwest Regional - No. 1 Seed (4-1)

FINAL FOUR

3/12/99	First Round (Milwaukee, Wis.)	Mount St. Mary's (16)	W	76-53
3/14/99	Second Round (Milwaukee, Wis.)	Mississippi (9)	W	74-66
3/19/99	Regional Semifinal (St. Louis, Mo.)	Oklahoma (13)	W	54-46
3/21/99	Regional Final (St. Louis, Mo.)	Kentucky (3)	W	73-66
3/27/99	National Semifinal (St. Petersburg, Fla.)	Duke (1)	L	68-62

2000 Midwest Regional - No. 1 Seed (6-0)

NCAA CHAMPIONS

3/16/00	First Round (Cleveland, Ohio)	Valparaiso (16)	W	65-38
3/18/00	Second Round (Cleveland, Ohio)	Utah (8)	W	73-61
3/23/00	Regional Semifinal (Auburn Hills, Mich.)	Syracuse (4)	W	75-58
3/25/00	Regional Final (Auburn Hills, Mich.)	Iowa State (2)	W	75-64
4/1/00	National Semifinal (Indianapolis, Ind.)	Wisconsin (8)	W	53-41
4/3/00	National Final (Indianapolis, Ind.)	Florida (5)	W	89-76

2001 South Regional - No. 1 Seed (4-1)

FINAL FOUR

3/16/01	First Round (Memphis, Tenn.)	Alabama State (16)	W	69-35
3/18/01	Second Round (Memphis, Tenn.)	Fresno State (9)	W	81-65
3/23/01	Regional Semifinal (Atlanta, Ga.)	Gonzaga (12)	W	77-62
3/25/01	Regional Final (Atlanta, Ga.)	Temple (11)	W	69-62
3/31/01	National Semifinal (Minneapolis, Minn.)	Arizona (2)	L	80-61

2002 East Regional - No. 10 Seed (0-1)

3/15/02	First Round (Washington, D.C.)	North Carolina St. (7)	L	69-58
---------	--------------------------------	------------------------	---	-------

2003 South Regional - No. 7 Seed (3-1)

3/21/03	First Round (Tampa, Fla.)	Colorado (10)	W	79-64
3/23/03	Second Round (Tampa, Fla.)	Florida (2)	W	68-46
3/28/03	Regional Semifinal (San Antonio, Texas)	Maryland (6)	W	60-58
3/30/03	Regional Final (San Antonio, Texas)	Texas (1)	L	85-76

2004 St. Louis Regional - No. 7 Seed (0-1)

3/18/04	First Round (Seattle, Wash.)	Nevada (10)	L	72-66
---------	------------------------------	-------------	---	-------

2005 Austin Regional - No. 5 Seed (4-1)

FINAL FOUR

3/18/05	First Round (Worcester, Mass.)	Old Dominion (12)	W	89-81
3/20/05	Second Round (Worcester, Mass.)	Vermont (13)	W	72-61
3/25/05	Regional Semifinal (Austin, Texas)	Duke (1)	W	78-68
3/27/05	Regional Final (Austin, Texas)	Kentucky (2)	W	94-88 (2OT)
4/2/05	National Semifinal (St. Louis, Mo.)	North Carolina (1)	L	87-71

2006 Washington D.C. Regional - No. 6 Seed (0-1)

3/17/06	First Round (Dayton, Ohio)	George Mason (11)	L	75-65
---------	----------------------------	-------------------	---	-------

2007 East Regional - No. 9 Seed (1-1)

3/15/07	First Round (Winston-Salem, N.C.)	Marquette (8)	W	61-49
3/17/07	Second Round (Winston-Salem, N.C.)	North Carolina (1)	L	81-67

2008 South Regional - No. 5 Seed (2-1)

3/20/08	First Round (Denver, Colo.)	Temple (12)	W	72-61
3/22/08	Second Round (Denver, Colo.)	Pittsburgh (4)	W	65-54
3/28/08	Regional Semifinal (Houston, Texas)	Memphis (1)	L	92-74

2009 Midwest Regional - No. 2 Seed (5-0)

3/20/09	First Round (Minneapolis, Minn.)	Robert Morris (15)	W	77-62
3/22/09	Second Round (Minneapolis, Minn.)	USC (10)	W	74-69
3/27/09	Regional Semifinal (Indianapolis, Ind.)	Kansas (3)	W	67-62
3/29/09	Regional Final (Indianapolis, Ind.)	Louisville (1)	W	64-52
4/4/09	National Semifinal (Detroit, Mich.)	Connecticut (1)	W	82-73

NCAA TOURNAMENT FINAL FOUR • APRIL 4 & 6, 2009

MSU NCAA TOURNAMENT INDIVIDUAL RECORDS

Points	No.	Date (Opponent)
1. Greg Kelser	34	March 18, 1979 (Notre Dame)
2. Steve Smith	32	March 23, 1990 (Georgia Tech)
Jay Vincent	32	March 15, 1985 (UAB)
Field Goals	No.	Date (Opponent)
1. Greg Kelser	15	March 18, 1979 (Notre Dame)
2. Steve Smith	13	March 23, 1990 (Georgia Tech)
Jay Vincent	13	March 15, 1985 (UAB)
Field-Goal Attempts	No.	Date (Opponent)
1. Drew Neitzel	27	March 17, 2007 (North Carolina)
2. Greg Kelser	25	March 18, 1979 (Notre Dame)
3. Shawn Respert	23	March 17, 1995 (Weber State)
Jay Vincent	23	March 15, 1985 (UAB)
FG Pct. (Min. 10 Att.)	No.	Date (Opponent)
1. Earvin Johnson	.900 (9-10)	March 24, 1979 (Penn)
Greg Kelser	.900 (9-10)	March 11, 1978 (Prov.)
3. Darryl Johnson	.846 (11-13)	March 13, 1986 (Wash.)
Free Throws	No.	Date (Opponent)
1. Earvin Johnson	14	March 16, 1979 (LSU)
2. Shawn Respert	13	March 18, 1994 (Seton Hall)
3. Earvin Johnson	11	March 24, 1979 (Penn)
Free-Throw Attempts	No.	Date (Opponent)
1. Earvin Johnson	15	March 16, 1979 (LSU)
2. Shawn Respert	14	March 18, 1994 (Seton Hall)
3. Three tied with 12 attempts		
FT Pct. (Min. 10 Att.)	No.	Date (Opponent)
1. Maurice Ager	1.000 (10-10)	April 2, 2005 (UNC)
2. Earvin Johnson	.933 (14-15)	March 16, 1979 (LSU)
3. Shawn Respert	.929 (13-14)	March 18, 1994 (Seton Hall)
3-Point Field Goals	No.	Date (Opponent)
1. Shawn Respert	7	March 17, 1995 (Weber State)
2. Drew Neitzel	6	March 17, 2007 (North Carolina)
3. Drew Neitzel	5	March 22, 2008 (Pittsburgh)
Shannon Brown	5	March 27, 2005 (Kentucky)
Morris Peterson	5	March 23, 2000 (Syracuse)
3-Point FG Attempts	No.	Date (Opponent)
1. Drew Neitzel	17	March 17, 2007 (North Carolina)
Shawn Respert	17	March 17, 1995 (Weber State)
3. Marcus Taylor	13	March 15, 2002 (N. Carolina St.)
Rebounds	No.	Date (Opponent)
1. Johnny Green	27	March 15, 1957 (Notre Dame)
2. Johnny Green	23	March 14, 1959 (Louisville)
3. Johnny Green	19	March 22, 1957 (North Carolina)
Assists	No.	Date (Opponent)
1. Earvin Johnson	14	March 16, 1978 (W. Kentucky)
2. Earvin Johnson	13	March 18, 1979 (Notre Dame)
3. Earvin Johnson	12	March 16, 1979 (LSU)
Steals	No.	Date (Opponent)
1. Raymar Morgan	5	April 4, 2009 (Connecticut)
Goran Suton	5	March 27, 2009 (Kansas)
Alan Anderson	5	March 25, 2005 (Duke)
Eric Snow	5	March 18, 1994 (Seton Hall)
5. Four occasions with four steals		
Blocks	No.	Date (Opponent)
1. Greg Kelser	4	March 24, 1979 (Penn)
2. 19 occasions with 2 blocks		

MSU NCAA TOURNAMENT TEAM RECORDS

Points	No.	Date
1. vs. Penn	101	March 24, 1979
2. vs. Lamar	95	March 11, 1979
3. vs. Kentucky	94	March 27, 2005
Field Goals	No.	Date
1. vs. Lamar	42	March 11, 1979
2. vs. Penn	38	March 24, 1979
3. vs. Western Kentucky	37	March 16, 1978
Field-Goal Attempts	No.	Date
1. vs. Notre Dame	91	March 15, 1957
2. vs. Kentucky	87	March 16, 1957
3. vs. Louisville	84	March 14, 1959
Field-Goal Pct.	No.	Date
1. vs. Providence	.635 (33-52)	March 11, 1978
2. vs. Indiana State	.605 (26-43)	March 24, 1979
3. vs. Washington	.596 (31-52)	March 13, 1986
Free Throws	No.	Date
1. vs. Old Dominion	28	March 18, 2005
vs. Georgetown	28	March 13, 1986
3. vs. LSU	27	March 16, 1979
Free-Throw Attempts	No.	Date
1. vs. Old Dominion	36	March 18, 2005
vs. LSU	36	March 16, 1979
vs. North Carolina	36	March 22, 1957
Free-Throw Pct.	No.	Date
1. vs. North Carolina St.	.944 (17-18)	March 15, 2002
vs. Cincinnati	.944 (17-18)	March 22, 1992
3. vs. Kansas	.941 (16-17)	March 27, 2009
3-Point Field Goals	No.	Date
1. vs. Florida	11	April 3, 2000
vs. Syracuse	11	March 23, 2000
3. vs. George Mason	10	March 17, 2006
vs. Kentucky	10	March 27, 2005
3-Point FG Attempts	No.	Date
1. vs. George Mason	26	March 17, 2006
2. vs. North Carolina	25	March 19, 1998
3. vs. Kentucky	23	March 27, 2005
vs. North Carolina St.	23	March 15, 2002
vs. Syracuse	23	March 23, 2000
Rebounds	No.	Date
1. vs. North Carolina	68	March 22, 1957
2. vs. San Francisco	60	March 23, 1957
vs. Notre Dame	60	March 15, 1957
Assists	No.	Date
1. vs. Western Kentucky	25	March 16, 1978
2. vs. Indiana State	24	March 26, 1979
vs. Penn	24	March 24, 1979
Steals	No.	Date
1. vs. Duke	13	March 25, 2005
vs. Kansas	13	March 27, 2009
3. vs. Seton Hall	12	March 18, 1994
Blocks	No.	Date
1. vs. Gonzaga	8	March 23, 2001
2. vs. Penn	6	March 24, 1979
vs. Providence	6	March 11, 1978

Current Consecutive
NCAA Tournament
Appearances

School	Appearances
1. Arizona	25
2. Kansas	20
3. Duke	14
4. Michigan State	12

MICHIGAN STATE NCAA SERIES RECORDS

Opponent	MSU Record
Ala.-Birmingham	0-1
Alabama State	1-0
Arizona	0-1
Cincinnati	0-1
Colorado	1-0
Duke	1-2
Eastern Michigan	1-0
Florida	2-0
Fresno State	1-0
George Mason	0-1
Georgetown	1-0
Georgia Tech	0-1
Gonzaga	1-0
Indiana State	1-0
Iowa State	1-0
Kansas	1-1
Kentucky	3-1
Lamar	1-0
Louisiana State	1-0
Louisville	1-1
Marquette	2-0
Maryland	1-0
Memphis	0-1
Mississippi	1-0
Mount St. Mary's	1-0
Murray State	1-0
Nevada	0-1
North Carolina	0-4
North Carolina State	0-1
Notre Dame	2-0
Oklahoma	1-0
Old Dominion	1-0
Pennsylvania	1-0
Pittsburgh	1-0
Princeton	1-0
Providence	1-0
Robert Morris	1-0
San Francisco	0-1
Seton Hall	1-0
SW Missouri State	1-0
Syracuse	1-0
Temple	2-0
Texas	0-1
UC-Santa Barbara	1-0
USC	1-0
Utah	1-1
Valparaiso	1-0
Vermont	1-0
Washington	1-0
Weber State	0-1
Western Kentucky	1-0
Wisconsin	1-0
UW-Green Bay	1-0

NCAA Championships

School	Titles
1. UCLA	11
2. Kentucky	7
3. Indiana	5
4. North Carolina	4
5. Duke	3
Kansas	3
7. Eight tied at 2, including Michigan State	

Final Four Appearances

School	Titles
1. North Carolina	18
2. UCLA*	17
3. Duke	14
4. Kentucky	13
Kansas	13
6. Ohio State	10
7. Indiana	8
Louisville	8
9. Michigan State	7
10. Arkansas	6
Cincinnati	6
Oklahoma State	6

NCAA Tournament
Winning Percentage

School	Pct. (W-L)
1. Duke	.746 (88-30)
2. UCLA*	.734 (94-34)
3. Florida*	.722 (26-10)
4. North Carolina	.719 (100-39)
5. Kansas	.694 (84-37)
6. Michigan State	.691 (47-21)
7. Kentucky*	.690 (98-44)
8. UNLV*	.688 (33-15)

NCAA TOURNAMENT COACHING RECORDS

Consecutive Final Four
Appearances

Coach	Titles
1. John Wooden	9
2. Mike Krzyzewski	5
3. Seven tied at 3, including Tom Izzo	

Highest NCAA Tournament
Winning Percentage - Active

Coach	Pct. (W-L)
1. Mike Krzyzewski	.763 (71-22)
2. Billy Donovan	.759 (22-7)
3. Tom Izzo	.750 (30-10)

WON-LOSS RECORD
AT NCAA
TOURNAMENT SITES

Site	MSU Record
Atlanta, Ga.	2-0
Auburn Hills, Mich.	2-0
Austin, Texas	2-0
Cleveland, Ohio	2-0
Dayton, Ohio	4-3
Denver, Colo.	2-0
Greensboro, N.C.	0-1
Hartford, Conn.	2-0
Houston, Texas	0-2
Indianapolis, Ind.	7-0
Kansas City, Mo.	0-3
Knoxville, Tenn.	2-0
Lexington, Ky.	2-0
Memphis, Tenn.	2-0
Milwaukee, Wis.	2-0
Minneapolis, Minn.	2-1
Murfreesboro, Tenn.	1-0
New Orleans, La.	0-1
Raleigh, N.C.	1-1
Salt Lake City, Utah	2-0
San Antonio, Texas	1-1
St. Louis, Mo.	2-1
St. Petersburg, Fla.	1-2
Seattle, Wash.	0-1
Tallahassee, Fla.	0-1
Tampa, Fla.	2-0
Tucson, Ariz.	1-1
Washington, D.C.	0-1
Winston-Salem, N.C.	1-1
Worcester, Mass.	2-0

MICHIGAN STATE NCAA TOURNAMENT CAREER LEADERS

Points	No.	Games
1. Andre Hutson	232	19 games
2. Greg Kelser	192	8 games
3. Morris Peterson	191	14 games
4. Mateen Cleaves	186	14 games
5. Maurice Ager	166	11 games

Rebounds	No.	Games
1. Andre Hutson	128	19 games
2. Johnny Green	118	6 games
3. Paul Davis	95	11 games
4. Greg Kelser	90	8 games
5. Charlie Bell	85	18 games

Assists	No.	Games
1. Mateen Cleaves	77	14 games
2. Earvin Johnson	76	8 games
3. Drew Neitzel	49	11 games
4. Charlie Bell	38	18 games
5. Chris Hill	35	11 games

1957 BOX SCORES

In its first appearance in the NCAA Tournament, it did not take long for Michigan State to find success. In their first game of the tournament, the Spartans took on Notre Dame in Lexington, Ky. MSU took control of the game in the second half and held on through a late Notre Dame rally to advance to the Regional Finals, 85-83. Next up for MSU was the home team, third-ranked Kentucky. The Spartans came back from 12 down at the half to defeat the Wildcats, 80-68, and advance to the Final Four in their first NCAA appearance. MSU's semifinal game was against top-ranked North Carolina and the two teams played one of the greatest games in Four Final History. The Spartans battled to the end but the Tar Heels were just too strong and took the game in three overtimes, 74-70. Michigan State dropped the consolation game to San Francisco, 67-60, to finish fourth. Johnny Green had an amazing tournament, totaling 77 rebounds during the tournament and averaging 19.3 boards per game. His 77 rebounds set an NCAA tournament record for most rebounds in four games, while his average ranks fourth all-time in tournament history. Green earned All-Tournament honors for his performance and he and Jack Quiggle were also named to the All-Regional team.

MICHIGAN STATE 85 - NOTRE DAME 83

March 15, 1957 - Lexington, Ky.

MICHIGAN STATE	FG-FGA	FT-FTA	REB	PF	TP
George Ferguson	8-20	0-0	10	4	16
Larry Hedden	4-16	5-12	11	3	13
John Green	8-21	4-7	27	3	20
Jack Quiggle	8-22	2-3	7	3	18
Pat Wilson	0-2	0-0	3	1	0
David Scott	1-2	2-4	3	0	4
Robert Anderegg	4-8	6-8	5	2	14
TOTALS	33-91	19-34	60	16	85

NOTRE DAME	FG-FGA	FT-FTA	REB	PF	TP
John McCarthy	5-13	11-12	11	3	21
Tom Hawkins	6-14	7-7	11	3	19
Joseph Morelli	0-3	0-0	0	0	0
John Smyth	11-22	3-3	14	4	25
Gene Duffy	3-4	0-0	1	5	6
Bob Devine	3-14	4-5	5	2	10
Ed Gleason	1-3	0-1	0	3	2
Thomas Sullivan	0-0	0-0	2	1	0
TOTALS	29-73	25-28	44	21	83

Halftime: Michigan State 37-36
Attendance: 11,000

Officials: Fox and DiGravio

MICHIGAN STATE 80 - KENTUCKY 68

March 16, 1957 - Lexington, Ky.

MICHIGAN STATE	FG-FGA	FT-FTA	REB	PF	TP
George Ferguson	5-15	5-6	12	3	15
Larry Hedden	4-16	2-6	7	2	10
Robert Anderegg	1-4	0-0	1	2	2
Tom Markovich	0-0	0-0	1	1	0
John Green	5-11	4-6	18	5	14
Chuck Bencie	2-5	1-2	5	1	5
Jack Quiggle	9-22	4-4	4	4	22
Pat Wilson	3-10	0-0	3	0	6
Harry Lux	0-1	0-0	0	0	0
David Scott	1-3	4-5	0	0	6
TOTALS	30-87	20-29	51	15	80

KENTUCKY	FG-FGA	FT-FTA	REB	PF	TP
Johnny Cox	3-12	11-12	4	5	17
John Crigler	5-11	0-1	9	2	10
Ray Mills	0-2	2-4	4	2	2
Lincoln Collinsworth	0-0	0-0	0	0	0
Ed Beck	2-10	0-2	16	2	4
Gerry Calvert	8-18	2-4	6	4	18
Vernon Hatton	6-13	3-5	7	1	15
Adrian Smith	0-1	2-3	1	0	2
Earl Adkins	0-0	0-0	0	2	0
TOTALS	24-68	20-30	47	16	68

Halftime: Kentucky 47-35
Attendance: N/A

Officials: Anderson and Mihalik

NORTH CAROLINA 74 - MICHIGAN ST. 70 (3OT)

March 22, 1957 - Kansas City, Mo.

MICHIGAN STATE	FG-FGA	FT-FTA	REB	PF	TP
Jack Quiggle	6-21	8-10	10	1	20
John Green	4-12	3-6	19	2	11
George Ferguson	4-8	2-3	1	5	10
Larry Hedden	4-20	6-7	15	5	14
Pat Wilson	0-3	2-2	5	1	2
Robert Anderegg	2-7	3-6	3	2	7
Chuck Bencie	1-6	0-0	2	1	2
David Scott	2-3	0-2	3	1	4
TOTALS	23-80	24-36	65	18	70

NORTH CAROLINA	FG-FGA	FT-FTA	REB	PF	TP
Lennie Rosenbluth	11-42	7-9	3	1	29
Bob Cunningham	9-18	3-5	12	5	21
Pete Brennan	6-16	2-4	17	5	14
Tommy Kearns	1-8	4-5	6	4	6
Joe Quigg	0-1	2-3	4	5	2
Danny Lotz	0-0	0-1	4	1	0
Bob Young	1-3	0-1	2	1	2
Roy Searcy	0-0	0-0	1	0	0
TOTALS	28-88	18-28	54	22	74

Halftime: 29-29

Regulation score: 58-58

First overtime: 64-64

Second overtime: 66-66

Officials: Ogden and Lightner

Attendance: N/A

SAN FRANCISCO 67 - MICHIGAN ST. 60

March 23, 1957 - Kansas City, Mo.


MICHIGAN STATE	FG-FGA	FT-FTA	REB	PF	TP
John Green	4-9	1-1	13	5	9
George Ferguson	4-11	6-9	11	2	14
Larry Hedden	4-10	1-2	5	5	9
Pat Wilson	3-6	0-1	0	1	6
Harry Lux	2-2	1-1	3	2	5
Robert Anderegg	2-8	3-4	4	5	7
David Scott	2-6	0-1	3	1	4
Chuck Bencie	0-5	0-0	4	1	0
Jack Quiggle	2-6	2-2	4	1	6
TOTALS	23-63	14-21	60	23	60

SAN FRANCISCO	FG-FGA	FT-FTA	REB	PF	TP
Art Day	6-14	0-3	6	3	12
Al Dunbar	4-9	1-4	3	4	9
Gene Brown	8-18	6-11	7	3	22
Mike Farmer	4-12	8-9	2	1	16
Mike Preaseau	2-6	4-4	6	4	8
Jack King	0-2	0-0	0	2	0
Bill Mallen	0-0	0-0	1	0	0
Dave Lillevand	0-1	0-0	1	0	0
TOTALS	24-62	19-31	35	17	67

Halftime: San Francisco 33-30

Officials: Ogden and Lightner

Attendance: N/A



JACK QUIGGLE EARNED ALL-REGIONAL HONORS IN 1957.

1959 BOX SCORES

Michigan State returned to the NCAA tournament in 1959. In their first round game, the Spartans jumped out to a 29-4 lead over Marquette and managed to hold on down the stretch to advance to the Regional Finals, 74-69. In the Regional Finals, they met a much taller Louisville squad. Despite standing just 6-foot-6, John Green tallied 29 points and 23 rebounds, but MSU could not get by the Cardinals, falling 88-81. Green earned All-Regional honors for the second time in his career, averaging 21.5 points and 20.5 rebounds in MSU's two games.

MICHIGAN STATE 74 - MARQUETTE 69

March 13, 1959 - Raleigh, N.C.

MICHIGAN STATE	FG-FGA	FT-FTA	REB	PF	TP
Bob Anderegg	10-19	3-7	8	1	23
Horace Walker	9-21	2-3	8	2	20
John Green	6-18	2-4	18	5	14
Lance Olson	1-7	6-8	4	4	8
Tom Rand	1-5	1-2	5	2	3
Dave Fahs	2-6	0-1	1	0	4
Art Gowens	1-1	0-0	1	0	2
Team			6		
TOTALS	30-77	14-25	51	14	74

MARQUETTE	FG-FGA	FT-FTA	REB	PF	TP
Walt Mangham	6-17	3-7	9	3	15
Don Kojis	7-17	3-6	21	3	17
Mike Moran	3-15	3-4	5	4	9
Jim Kollar	6-11	1-1	5	4	13
Jim McCoy	6-18	1-1	10	2	13
Jim Kersten	0-0	0-0	0	0	0
Gregg Ripp	0-2	0-0	1	0	0
Joel Plinska	1-1	0-0	0	1	2
Team			7		
TOTALS	29-81	11-19	58	17	69

Halftime: Michigan State 38-34 Officials: Anderson and DiGravio

Attendance: 9,200

LOUISVILLE 88 - MICHIGAN STATE 81

March 14, 1959 - Raleigh, N.C.

MICHIGAN STATE	FG-FGA	FT-FTA	REB	PF	TP
Bob Anderegg	8-21	6-10	3	5	22
Horace Walker	1-9	1-1	9	5	3
John Green	11-21	7-12	23	3	29
Lance Olson	6-15	4-4	3	3	16
Tom Rand	1-7	0-0	2	3	6
Dave Fahs	0-5	0-1	1	2	0
Art Gowens	1-1	1-2	0	0	3
Jim Stouffer	3-5	0-0	1	0	6
Team			8		
TOTALS	31-84	19-30	50	21	81

LOUISVILLE	FG-FGA	FT-FTA	REB	PF	TP
Don Goldstein	7-15	7-7	7	4	21
John Turner	10-19	2-3	6	4	22
Fred Sawyer	6-12	2-5	15	4	14
Roger Tieman	0-6	3-3	4	2	3
Harold Andrews	5-9	3-4	4	5	13
Joe Kitchen	2-4	1-1	4	1	5
Buddy Leathers	3-10	4-5	3	3	10
Team			9		
TOTALS	33-75	22-28	52	23	88

Halftime: Michigan State 43-40 Officials: Miahlik and Anderson

1978 BOX SCORES

After a 19-year absence, Michigan State returned to the NCAA Tournament with one of its best teams ever, featuring the combination of freshman Earvin "Magic" Johnson and sophomore Greg Kelser. After cruising to victories over Providence and Western Kentucky, MSU took on No. 1-ranked Kentucky in the regional final. Michigan State held a 27-22 halftime lead, but Kentucky took over in the second half and ended any hopes MSU had of going to its second Final Four. Johnson and Kelser both earned All-Regional honors, with Kelser recording double-doubles in each game and averaging 21.7 points and 12.3 rebounds during the tournament.

MICHIGAN STATE 77 - PROVIDENCE 63

March 11, 1978 - Indianapolis, Ind.

MICHIGAN STATE	FG-FGA	FT-FTA	REB	PF	TP	A	TO	BS	S	MIN
Greg Kelser, f	9-10	5-7	11	2	23	3	4	2	1	37
Earvin Johnson, g	5-9	4-6	7	3	14	7	2	1	2	37
Jay Vincent, c	2-3	2-3	4	1	6	1	2	1	0	24
Terry Donnelly, g	6-9	0-0	3	2	12	3	4	0	2	36
Robert Chapman, g	7-12	0-0	1	2	14	1	3	0	1	36
Michael Brkovich	0-0	0-0	0	1	0	0	1	0	0	5
Ron Charles	3-4	0-2	3	4	6	1	0	2	1	11
Don Flowers	0-0	0-0	0	0	0	0	1	0	0	1
Nate Phillips	0-1	0-0	0	1	0	1	0	0	0	1
Michael Longaker	0-0	0-0	0	0	0	0	0	0	0	1
Len Williams	0-0	0-0	0	0	0	0	1	0	1	1
Alfred Brown	0-2	0-0	1	0	0	0	1	0	0	2
Daniel Riewald	0-0	0-0	0	0	0	0	0	0	0	2
Rick Kaye	0-0	0-0	1	0	0	0	0	0	0	1
Sten Feldrich	1-2	0-0	2	0	2	0	0	0	0	5
Team			2							
TOTALS	33-52	11-18	35	17	77	17	19	6	8	200

PROVIDENCE	FG-FGA	FT-FTA	REB	PF	TP	A	TO	BS	S	MIN
Bill Eason, f	3-10	0-2	6	4	6	2	1	0	0	30
Bruce Campbell, f	9-16	6-6	8	4	24	0	4	0	1	37
Bob Misevicius, c	6-10	1-1	6	4	13	0	3	0	0	31
Dwight Williams, g	1-6	2-4	1	5	4	5	4	0	2	32
Paul Oristaglio, g	0-1	0-0	0	1	0	1	1	0	0	15
Jerry Scott	2-6	0-1	1	0	4	0	0	1	1	9
David Frye	0-1	2-2	1	0	2	1	1	0	0	4
John Nolan	0-1	2-2	0	0	2	0	1	0	1	4
Ernie Delgatto	0-0	0-0	1	0	0	0	0	0	0	2
Rudy Williams	2-6	2-4	4	3	6	1	2	0	0	27
Rich Hunger	0-2	2-2	1	2	2	0	0	0	1	9
Team			5							
TOTALS	23-59	17-24	34	23	63	10	17	1	6	200

Halftime: Michigan State 38-26 Officials: Overhy and Kelley

Attendance: 16,519

MICHIGAN ST. 90 - WESTERN KENTUCKY 69

March 16, 1978 - Dayton, Ohio

MICHIGAN STATE	FG-FGA	FT-FTA	REB	PF	TP	A	TO	BS	S	MIN
Earvin Johnson, g	3-17	7-11	9	2	13	14	5	0	1	39
Greg Kelser, f	11-18	1-2	13	5	23	1	3	1	0	31
Jay Vincent, c	6-8	0-0	6	4	12	1	1	0	0	27
Robert Chapman, g	10-12	3-6	3	3	23	2	1	0	0	39
Terry Donnelly, g	0-1	0-0	0	0	0	4	2	0	0	35
Ron Charles	4-4	5-6	8	3	13	0	2	2	0	21
Michael Brkovich	1-1	0-0	1	3	2	1	0	0	0	3
Sten Feldreich	0-0	0-0	1	3	0	0	0	0	0	2
Alfred Brown	1-1	0-0	1	0	2	1	0	1	0	1
Daniel Riewald	0-0	0-0	0	0	0	0	0	0	0	1
Don Flowers	1-1	0-0	0	0	2	1	0	0	0	1
Team			2							
TOTALS	37-63	16-25	47	21	90	25	14	4	1	200

WESTERN KENTUCKY	FG-FGA	FT-FTA	REB	PF	TP	A	TO	BS	S	MIN
James Johnson, f	5-8	2-5	7	5	12	0	2	2	0	31
Greg Jackson, f	8-12	5-10	6	1	21	0	2	2	1	34
Aaron Bryant, c	5-7	2-2	7	5	12	0	0	2	1	20
Darryl Turner, g	6-19	0-0	4	5	12	4	5	0	0	36
Steve Ashby, g	0-1	0-0	0	1	0	5	0	0	0	16
Mike Prince	2-7	0-0	1	0	4	3	1	0	1	24
Greg Burbach	0-1	0-0	0	2	0	3	3	0	0	9
Mike Reese	3-6	0-3	3	2	6	2	0	0	1	21
John Rahn	1-4	0-0	3	1	2	0	0	0	0	8
Don Thomas	0-0	0-0	0	0	0	0	0	0	0	1
Team			0							
TOTALS	30-65	9-20	34	22	69	17	13	5	3	200

Halftime: Michigan State 39-29 Officials: McCarthur and Clymer

Attendance: 13,458

NCAA TOURNAMENT FINAL FOUR • APRIL 4 & 6, 2009

KENTUCKY 52 - MICHIGAN STATE 49

March 18, 1978 - Dayton, Ohio

MICHIGAN STATE	FG-FGA	FT-FTA	REB	PF	TP	A	TO	BS	S	MIN
Earvin Johnson, g	2-10	2-2	4	4	6	5	6	0	2	39
Greg Kelsner, f	9-12	1-3	13	3	19	1	2	2	3	40
Jay Vincent, c	4-7	0-0	1	1	8	2	1	0	0	38
Terry Donnelly, g	0-0	2-2	0	5	2	5	2	1	0	34
Robert Chapman, g	5-9	0-0	1	5	10	1	2	0	1	32
Ron Charles	2-3	0-0	0	0	4	0	1	0	0	16
Michael Brkovich	0-0	0-0	0	0	0	0	0	0	0	1
Team			0							
TOTALS	22-41	5-7	20	18	49	14	14	3	6	200

KENTUCKY	FG-FGA	FT-FTA	REB	PF	TP	A	TO	BS	S	MIN
Jack Givens, f	6-12	2-3	7	3	14	0	2	1	0	34
Rick Robey, f	3-4	0-0	4	1	6	1	2	0	0	30
Mike Phillips, c	3-5	4-4	8	1	10	1	3	0	2	30
Kyle Macy, g	4-10	10-11	1	1	18	3	0	0	1	40
Truman Claytor, g	0-5	0-0	0	2	0	3	2	0	0	30
James Lee	1-1	0-0	1	4	2	2	3	0	0	20
Jay Shidler	1-2	0-0	1	2	2	0	0	0	0	10
La Von Williams	0-0	0-0	1	1	0	0	2	0	0	6
Team			0							
TOTALS	18-39	16-18	24	16	52	10	14	1	3	200

Halftime: Michigan State 27-22 Officials: Clymer and Bishop

Attendance: 13,458

1979 BOX SCORES

Michigan State opened its championship run with a 95-64 pounding of Lamar, led by Earvin Johnson's triple-double and Greg Kelsner's 31 points. After defeating LSU, MSU met up with top seed Notre Dame in the Regional Final in what was being called the game to decide the NCAA Championship. The Spartans jumped out to a big lead early en route to an 80-68 victory. Kelsner led the way with a Spartan NCAA Tournament-record 34 points, earning All-Region MVP honors, while Johnson joined him on the All-Region Team. In the Final Four, the Spartans took on Pennsylvania, who entered the tournament as a nine seed. Johnson recorded his second triple-double of the tournament as MSU led 50-17 at the half, finishing with a tournament team record of 101 points. In the championship game, the Spartans took on No. 1-ranked and unbeaten Indiana State, led by Larry Bird. The Spartans jumped out to a big first-half lead on their way to capturing the school's first National Championship. Kelsner and Johnson were both named to the All-Tournament team, while Johnson was named Most Outstanding Player and earned a spot on the All-Decade Team.

#2 MICHIGAN STATE 95 - #10 LAMAR 64

March 11, 1979 - Murfreesboro, Tenn.

MICHIGAN STATE	FG-FGA	FT-FTA	REB	PF	TP	A	TO	BS	S	MIN
Greg Kelsner, f	12-21	7-10	14	3	31	3	7	0	1	35
Earvin Johnson, g	6-14	1-1	17	1	13	10	6	0	4	35
Jay Vincent, c	5-10	1-2	3	2	11	1	0	0	1	13
Terry Donnelly, g	3-5	0-0	0	3	6	2	0	0	1	32
Michael Brkovich, g	6-7	0-0	2	1	12	3	0	0	1	34
Gregory Lloyd	0-0	0-1	1	0	0	0	0	0	0	3
Ron Charles	6-9	0-2	3	2	12	0	0	1	0	25
Michael Longaker	0-1	1-2	1	0	1	0	0	0	0	5
Jaimie Huffman	1-1	0-1	1	0	2	0	0	0	0	3
Rob Gonzalez	1-2	0-0	2	3	2	0	1	0	0	7
Rick Kaye	2-2	0-0	1	1	4	0	0	0	0	4
Gerald Gilkie	0-0	1-2	1	0	1	0	0	0	0	2
Don Brkovich	0-0	0-0	0	0	0	0	0	0	0	2
Team			4							
TOTALS	42-72	11-21	50	16	95	19	14	1	7	200

LAMAR	FG-FGA	FT-FTA	REB	PF	TP	A	TO	BS	S	MIN
Cestrakiah Lewis, f	5-15	0-0	6	2	10	0	2	0	1	30
B.B. Davis, f	3-12	4-4	9	5	10	1	1	2	1	30
Clarence Kea, c	4-7	3-3	4	5	11	1	3	0	1	19
Mike Olliver, g	3-15	2-2	1	2	8	2	3	0	0	33
Norman Bellard, g	4-7	2-4	3	1	10	1	3	0	2	34
Eric Gathers	3-8	0-0	1	1	6	0	0	0	0	12
Turk Williams	0-3	0-0	4	1	0	0	0	0	0	18
Chris Jones	0-3	0-0	0	2	0	0	0	0	0	7
Mike Rutter	0-1	1-2	6	2	1	0	0	0	0	10
Larry Stephenson	4-5	0-0	4	0	8	0	0	0	0	7
Team			5							
TOTALS	26-76	12-15	43	20	64	5	12	2	5	200

Halftime: Michigan State 46-27

Officials: N/A

Attendance: 10,928

#2 MICHIGAN STATE 87 - #3 LSU 71

March 16, 1979 - Indianapolis, Ind.

MICHIGAN STATE	FG-FGA	FT-FTA	REB	PF	TP	A	TO	BS	S	MIN
Michael Brkovich, f	4-7	3-4	3	0	11	3	1	0	1	32
Greg Kelsner, f	6-15	3-5	9	5	15	1	4	2	3	27
Ron Charles, c	6-10	6-10	14	1	18	1	1	0	1	34
Terry Donnelly, g	2-5	0-0	1	2	4	2	3	0	0	35
Earvin Johnson, g	5-16	14-15	5	2	24	12	3	0	3	37
Rob Gonzalez	4-7	1-2	1	1	9	0	2	0	2	19
Michael Longaker	1-3	0-0	0	1	2	0	0	0	0	5
Rick Kaye	1-1	0-0	1	1	2	0	0	0	0	4
Gregory Lloyd	0-0	0-0	0	2	0	1	2	0	0	3
Don Brkovich	1-1	0-0	1	0	2	1	1	0	0	2
Gerald Gilkie	0-1	0-0	0	0	0	0	1	0	0	2
Team			4							
TOTALS	30-66	27-36	39	15	87	21	18	2	10	200

LSU	FG-FGA	FT-FTA	REB	PF	TP	A	TO	BS	S	MIN
Lionel Green, f	5-8	2-2	15	4	12	0	5	3	1	40
Greg Cook, f	1-2	0-0	6	5	2	1	1	1	1	33
Rick Mattick, c	3-3	1-1	4	3	7	0	0	1	0	12
Al Green, g	4-9	3-4	3	2	11	1	6	0	2	24
Ethan Martin, g	2-6	0-0	2	1	4	7	3	0	1	24
Jordy Hultberg	11-20	3-4	3	4	25	3	3	1	0	28
Ernest Brown	0-4	0-2	0	0	0	1	2	0	1	11
Andy Campbell	0-0	0-0	0	1	0	0	0	0	0	6
Gus Rudolph	3-3	0-0	4	2	6	0	3	1	1	10
Willie Sims	0-3	0-0	0	0	0	0	0	0	0	4
J. Brian Bergeron	2-6	0-0	0	0	4	1	2	0	0	8
Team			3							
TOTALS	31-64	9-13	40	28	71	14	25	7	7	200

Halftime: Michigan State 36-19

Officials: Herrold, Pavia and Buckiewicz

Attendance: 16,823

#2 MICHIGAN ST. 80 - #1 NOTRE DAME 68


March 18, 1979 - Indianapolis, Ind.

MICHIGAN STATE	FG-FGA	FT-FTA	REB	PF	TP	A	TO	BS	S	MIN
Michael Brkovich, f	5-10	3-4	4	3	13	1	2	0	0	38
Greg Kelsner, f	15-25	4-8	13	4	34	1	3	2	1	39
Ron Charles, c	2-4	2-2	4	4	6	0	0	0	0	33
Terry Donnelly, g	1-1	2-2	2	3	4	0	1	1	1	36
Earvin Johnson, g	6-10	7-8	5	2	19	13	3	0	2	40
Rob Gonzalez	1-2	0-0	3	0	2	0	1	0	0	10
Jay Vincent	1-2	0-0	0	0	2	0	0	0	0	3
Michael Longaker	0-0	0-0	0	0	0	0	0	0	0	1
Team			3							
TOTALS	31-54	18-24	33	16	80	15	10	3	4	200

NOTRE DAME	FG-FGA	FT-FTA	REB	PF	TP	A	TO	BS	S	MIN
Orlando Woolridge, f	1-6	1-2	3	1	3	0	0	0	0	18
Kelly Tripucka, f	4-11	0-0	4	4	8	1	1	1	2	34
Bill Laimbeer, c	3-5	1-2	4	3	7	1	3	2	1	20
Rich Branning, g	4-14	0-0	3	4	8	4	2	0	1	33
Bill Hanzlik, g	7-12	5-5	5	5	19	4	0	0	1	30
Tracy Jackson	9-13	1-4	6	4	19	1	2	0	0	30
Bruce Flowers	0-1	0-0	6	3	0	1	4	1	2	16
Stan Wilcox	2-4	0-0	1	0	4	2	0	0	0	14
Mike Mitchell	0-0	0-0	0	0	0	0	0	0	0	5
Team			3							
TOTALS	30-66	8-13	35	24	68	14	12	4	7	200

Halftime: Michigan State 34-23

Officials: Buckiewicz, Herrold and Turner Attendance: 17,423



1979NCAATOURNAMENTMOSTOUTSTANDINGPLAYEREARVIN"MAGIC"JOHNSONCUTSDOWN THE NETS AFTER DEFEATING LARRY BIRD AND INDIANA STATE, 75-64.

NCAA TOURNAMENT FINAL FOUR • APRIL 4 & 6, 2009

#2 MICHIGAN ST. 101 - #9 PENN 67

March 24, 1979 - Salt Lake City, Utah

MICHIGAN STATE	FG-FGA	FT-FTA	REB	PF	TP	A	TO	BS	S	MIN
Michael Brkovich, f	6-10	0-0	1	4	12	3	1	0	1	23
Greg Kelsner, f	12-19	4-6	9	2	28	3	3	4	1	33
Ron Charles, c	2-2	0-0	6	0	4	0	2	2	0	19
Terry Donnelly, g	3-5	0-0	3	0	6	3	0	0	0	24
Earvin Johnson, g	9-10	11-12	10	2	29	10	4	0	3	35
Jay Vincent	0-1	3-4	1	2	3	0	1	0	0	9
Rob Gonzalez	1-5	0-0	3	2	2	1	3	0	1	22
Michael Longaker	2-2	0-0	2	0	4	1	1	0	2	10
Greg Lloyd	0-2	6-7	1	1	6	1	2	0	2	7
Rick Kaye	2-2	1-3	2	1	5	1	1	0	0	7
Jaimie Huffman	0-0	0-1	2	2	0	1	1	0	0	5
Gerald Gilkie	0-1	0-0	1	1	0	0	0	0	0	3
Don Brkovich	1-1	0-1	1	1	2	0	0	0	0	3
Team			3							
TOTALS	38-60	25-34	44	22	101	24	19	6	10	200

PENNSYLVANIA	FG-FGA	FT-FTA	REB	PF	TP	A	TO	BS	S	MIN
Tony Price, f	7-18	4-4	7	5	18	0	2	0	1	21
Tim Smith, f	0-6	0-0	0	5	0	0	2	0	0	19
Matt White, c	5-12	3-4	11	1	13	1	1	0	1	27
James Salters, g	1-5	0-0	1	2	2	3	2	0	0	25
Bobby Willis, g	4-13	1-3	6	2	9	6	5	1	3	30
Vincent Ross	2-6	0-0	6	3	4	0	2	1	0	17
Ken Hall	3-8	0-1	2	2	6	1	3	0	2	14
Angelo Reynolds	1-3	0-0	0	3	2	0	0	0	0	2
Tom Leifsen	0-1	1-2	4	0	1	0	2	0	0	16
Ted Flick	0-6	6-6	2	3	6	1	1	0	1	15
David Jackson	1-2	4-4	1	0	6	0	3	0	0	8
Ed Kuhl	0-2	0-0	0	0	0	0	1	0	0	3
Tom Condon	0-0	0-0	2	2	0	0	0	0	0	3
Team			2							
TOTALS	24-82	19-24	44	31	67	12	24	2	8	200

Halftime: Michigan State 50-17

Officials: Buckiewicz, Weiler and Silvester Attendance: N/A

#2 MICHIGAN ST. 75 - #1 INDIANA ST. 64

March 26, 1979 - Salt Lake City, Utah

MICHIGAN STATE	FG-FGA	FT-FTA	REB	PF	TP	A	TO	BS	S	MIN
Michael Brkovich, f	1-2	3-7	4	1	5	1	5	0	0	40
Greg Kelsner, f	7-13	5-6	8	4	19	9	1	2	2	32
Ron Charles, c	3-3	1-2	7	5	7	0	1	0	1	31
Terry Donnelly, g	5-5	5-6	4	2	15	0	2	0	1	39
Earvin Johnson, g	8-15	8-10	7	3	24	5	6	0	1	35
Jay Vincent	2-5	1-2	2	4	5	0	1	0	1	19
Rob Gonzalez	0-0	0-0	0	0	0	0	0	0	0	3
Michael Longaker	0-0	0-0	0	0	0	0	0	0	0	1
Team			2							
TOTALS	26-43	23-33	34	19	75	15	16	2	6	200

INDIANA STATE	FG-FGA	FT-FTA	REB	PF	TP	A	TO	BS	S	MIN
Brad Miley, f	0-0	0-1	3	1	0	0	0	0	0	25
Alex Gilbert, f	2-3	0-4	4	4	4	0	1	1	0	21
Larry Bird, f	7-21	5-8	13	3	19	2	6	1	5	40
Carl Nicks, g	7-14	3-6	2	5	17	4	2	0	1	36
Steve Reed, g	4-9	0-0	0	4	8	9	0	0	0	36
Bob Heaton	4-14	2-2	6	2	10	2	0	0	0	22
Leroy Staley	2-2	0-1	3	2	4	0	0	0	0	18
Rich Nemcek	1-1	0-0	0	3	2	1	1	0	0	2
Team			3							
TOTALS	27-64	10-22	34	24	64	18	10	2	6	200

Halftime: Michigan State 37-28

Officials: Nichols, Muncy, and Wirtz Attendance: 15,410

1985 BOX SCORES

After a six-year absence from NCAA Tournament play, MSU returned to the Big Dance with a 10 seed. The Spartans headed to Houston for their first-round game with Alabama-Birmingham. MSU controlled the game in the first half behind All-America guard Sam Vincent and had a three-point lead at halftime, but it was all UAB in the second half. UAB controlled the boards and dominated inside in the second session and went on to a 70-68 win. Vincent ended his brilliant Spartan career with 32 points and six rebounds.

#7 UAB 70 - #10 MICHIGAN STATE 68

March 15, 1985 - Houston, Texas

MICHIGAN STATE	FG-FGA	FT-FTA	O-D-R	PF	TP	A	TO	BS	S	MIN
Richard Mudd, f	1-4	0-0	4-4-8	5	2	0	3	1	1	23
Larry Polec, f	4-7	0-0	1-2-3	5	8	0	1	0	0	35
Ken Johnson, c	4-8	1-1	5-6-11	4	9	1	3	0	0	37
Scott Skiles, g	6-13	3-4	1-3-4	4	15	8	3	0	2	39
Sam Vincent, g	13-23	6-6	4-2-6	3	32	2	2	0	1	39
Darryl Johnson	1-5	0-0	1-0-1	2	2	4	1	0	1	24
Ralph Walker	0-0	0-0	0-0-0	2	0	0	0	0	0	2
Greg Pedro	0-0	0-0	0-0-0	0	0	0	0	0	0	1
Team			2							
TOTALS	29-60	10-11	16-17-35	25	68	15	13	1	5	200

UAB	FG-FGA	FT-FTA	O-D-R	PF	TP	A	TO	BS	S	MIN
Marvin Ray Johnson, f	0-0	0-0	0-0-0	0	0	2	0	0	1	9
Jerome Mincy, f	6-15	6-13	4-3-7	2	18	0	2	2	1	37
Anthony Gordon, c	0-0	0-1	0-0-0	2	0	0	1	0	0	7
Steve Mitchell, g	8-12	2-2	0-1-1	3	18	5	3	0	1	38
James Ponder, g	3-9	9-10	1-1-2	1	15	1	1	0	0	37
Tracy Foster	1-2	0-0	0-0-0	0	2	1	2	0	0	10
Murry Bartow	0-0	0-0	0-1-1	0	0	0	0	0	0	6
Michael Charles	2-4	3-4	1-4-5	3	21	2	0	0	1	21
Archie Johnson	4-6	2-4	6-4-10	1	10	1	2	0	0	35
Team			3							
TOTALS	24-48	22-34	12-14-29	12	70	12	11	2	4	200

Halftime: Michigan State 35-32

Officials: Clougherty, Barnett and Bosone Attendance: 8,000

1986 BOX SCORES

With veteran guard Scott Skiles leading the way, MSU made a trip to the Sweet Sixteen. In the first round, MSU used a 17-2 second-half run to rally from a 40-28 deficit against Washington. Skiles iced the game by sinking two free throws with two seconds remaining. In the second round vs. Georgetown, the Spartans used a 19-9 second-half run to break open a close game and secure their first Sweet Sixteen bid in seven years. The Spartans had to battle second-ranked and top seeded Kansas in Kansas City. The Jayhawks held a nine-point halftime lead, but once again MSU rallied in the second half to forge ahead. With 2:20 remaining in the game, the clock did not move for approximately 15 seconds before officials stopped play. The time on the clock was never corrected before play resumed. Kansas rallied from a six-point deficit to send the game to overtime, scoring the last basket on a tip-in with 10 seconds remaining ... 10 seconds that should not have existed. The Spartans, however, could have sealed victory by making their foul shots in the last minute. Kansas dominated the overtime session and won 96-86. Skiles earned a spot on the All-Regional team, averaging 24.6 points over three games.

#5 MICHIGAN ST. 72 - #12 WASHINGTON 70

March 13, 1986 - Dayton, Ohio

MICHIGAN STATE	FG-FGA	FT-FTA	O-D-R	PF	TP	A	TO	BS	S	MIN
Larry Polec, f	2-5	0-0	1-2-3	4	4	0	2	0	0	29
Vernon Carr, f	6-10	3-5	2-3-5	2	15	2	3	0	0	36
Barry Fordham, c	0-2	0-0	3-2-5	2	0	0	1	1	1	37
Darryl Johnson, g	11-13	0-0	1-3-4	3	22	3	1	0	1	37
Scott Skiles, g	12-21	7-7	0-0-0	2	31	7	3	0	3	40
Ralph Walker	0-0	0-0	1-4-5	4	0	0	2	0	0	15
Carlton Valentine	0-1	0-0	0-1-1	0	0	0	0	0	0	4
Mario Izzo	0-0	0-0	1-0-1	0	0	0	0	0	0	2
Team			1-0-1							
TOTALS	31-52	10-12	10-15-25	17	72	12	12	1	5	200

WASHINGTON	FG-FGA	FT-FTA	O-D-R	PF	TP	A	TO	BS	S	MIN
Shag Williams, f	8-10	0-0	6-1-7	4	16	5	2	0	0	35
Paul Fortier, f	1-7	6-8	4-3-7	1	8	2	1	0	0	38
Chris Welp, c	10-21	2-5	4-5-9	2	22	1	3	0	0	38
Clay Damon, g	4-7	2-2	1-1-2	1	10	5	0	0	0	26
Greg Hill, g	7-11	0-0	0-2-2	2	14	4	2	0	1	40
Al Moscatel	0-3	0-0	0-1-1	4	0	2	0	0	0	14
Phil Zevenbergen	0-1	0-0	1-1-2	0	0	0	2	0	0	9
Team			0-1-1							
TOTALS	30-60	10-15	16-15-31	14	70	19	10	0	1	200

Halftime: Washington 36-26

Officials: Silvester, Howell and Herring Attendance: 13,260

NCAA TOURNAMENT FINAL FOUR • APRIL 4 & 6, 2009

#5 MICHIGAN ST. 80 - #4 GEORGETOWN 68

March 15, 1986 - Dayton, Ohio

MICHIGAN STATE	FG-FGA	FT-FTA	O-D-R	PF	TP	A	TO	BS	S	MIN
Larry Polec, f	4-7	8-8	3-7-10	4	16	0	1	0	0	32
Vernon Carr, f	3-6	7-8	2-4-6	2	13	1	0	0	0	30
Barry Fordham, c	4-6	0-2	1-3-4	2	8	0	1	0	0	37
Darryl Johnson, g	6-12	0-0	1-1-2	2	12	6	0	0	2	40
Scott Skiles, g	7-12	10-11	0-2-2	2	23	5	6	0	1	40
Ralph Walker	0-0	2-2	0-3-3	1	2	0	0	0	1	12
Carlton Valentine	2-3	1-2	2-2-4	0	5	1	1	0	0	9
Team			1-2-3							
TOTALS	26-48	28-33	10-24-34	13	80	13	9	0	4	200

GEORGETOWN	FG-FGA	FT-FTA	O-D-R	PF	TP	A	TO	BS	S	MIN
Reggie Williams, f	7-13	1-2	0-4-4	5	16	1	1	0	1	30
Ronnie Highsmith, f	3-3	0-0	3-0-3	5	6	0	0	0	0	21
Ralph Dalton, c	3-9	3-4	5-5-10	3	9	0	3	1	0	33
David Wingate, g	5-12	7-8	1-0-1	3	17	3	1	0	2	30
Michael Jackson, g	1-7	1-2	0-3-3	2	3	9	2	0	1	29
Johnathan Edwards	2-3	0-0	0-2-2	0	4	0	0	1	0	14
Jaren Jackson	1-4	0-0	0-0-0	3	2	3	0	0	0	14
Horace Broadnax	3-7	0-0	1-0-1	2	6	1	0	0	1	14
Perry McDonald	3-3	0-1	2-0-2	2	6	0	0	0	0	10
Bobby Winston	0-0	0-0	0-0-0	0	0	0	0	0	0	2
Charles Smith	0-0	0-0	0-0-0	1	0	0	0	0	0	3
Team			3-0-3							
TOTALS	28-61	12-17	15-14-29	25	68	17	7	2	5	200

Halftime: Michigan State 32-30

Officials: McJunkin, Moreau and Crowley Attendance: 13,260

#1 KANSAS 96 - #5 MICHIGAN ST. 86 (OT)

March 21, 1986 - Kansas City, Mo.

MICHIGAN STATE	FG-FGA	FT-FTA	O-D-R	PF	TP	A	TO	BS	S	MIN
Vernon Carr, f	7-13	3-6	2-2-4	3	17	3	2	0	0	42
Larry Polec, f	6-7	4-5	5-6-11	5	16	2	3	0	2	39
Barry Fordham, c	7-9	1-3	2-3-5	3	15	0	0	0	0	45
Scott Skiles, g	6-14	8-10	0-2-2	3	20	7	4	0	1	38
Darryl Johnson, g	4-11	2-2	1-3-4	4	10	9	2	0	1	37
Ralph Walker	0-1	2-2	1-2-3	1	2	0	0	0	0	11
Mark Brown	1-2	0-1	1-1-2	1	2	0	0	0	0	7
Carlton Valentine	2-4	0-0	0-1-1	0	4	0	2	0	0	6
Team			3-2-5							
TOTALS	33-61	20-29	15-22-37	20	86	21	13	0	4	225

KANSAS	FG-FGA	FT-FTA	O-D-R	PF	TP	A	TO	BS	S	MIN
Danny Manning, f	7-12	3-3	2-1-3	5	17	0	2	1	1	25
Ron Kellogg, f	7-12	0-0	4-1-5	5	14	2	1	0	0	24
Greg Dreiling, c	3-10	4-7	0-7-7	0	10	1	2	1	0	32
Cedric Hunter, g	4-9	3-4	3-1-4	2	11	10	0	0	3	43
Calvin Thompson, g	10-19	6-9	2-2-4	2	26	4	0	1	0	43
Mark Turgeon	0-1	0-0	0-0-0	2	0	1	1	0	1	7
Archie Marshall	7-12	2-2	7-6-13	2	16	1	1	0	0	31
Chris Piper	1-2	0-0	0-2-2	2	2	1	0	0	1	20
Team			2-0-2							
TOTALS	39-77	18-25	20-20-40	21	96	20	7	3	6	225

Halftime: Kansas 46-37

Officials: Dibler, Armstrong and Pavia Attendance: 16,800

1990 BOX SCORES

Michigan State entered the tournament with its first Big Ten title in 12 years and a No. 1 seed. The Spartans got a scare when No. 16-seed Murray State pushed them to overtime. Steve Smith's 22 points led MSU past UC Santa Barbara, 62-58, in the second round. The Sweet Sixteen featured a match-up of All-America guards with MSU's Smith and Georgia Tech's Kenny Anderson. Anderson scored 17 first-half points, while Smith countered with 16 as Tech held a four-point halftime advantage. After a back-and-forth second half, MSU held a two-point lead with five seconds remaining. With the chance to ice the game, MSU missed the front half of a one-and-one. Anderson came down the floor and hit a 3-point field goal as time expired. The officials conferred and decided Anderson's foot was on the line, sending the game into overtime. Officials, however, missed that Anderson's shot was after the buzzer and should not have counted. Once again, MSU's dreams were dashed by controversy as Georgia Tech won in overtime. Smith finished with 32 points and was named to the All-Region squad.

#1 MICHIGAN ST. 75 - #16 MURRAY ST. 71 (OT)

March 15, 1990 - Knoxville, Tenn.

MICHIGAN STATE	FG-FGA	3FG	FT-FTA	O-D-R	PF	TP	A	TO	BS	S	MIN
Ken Redfield, f	5-11	0-1	1-2	4-7-11	3	11	1	3	0	2	38
Matt Steigenga, f	0-2	0-0	2-2	1-2-3	3	2	1	2	1	0	17
Mike Peplowski, c	1-3	0-0	0-0	1-5-6	3	2	1	1	0	0	26
Steve Smith, g	10-16	0-0	0-0	3-8-11	2	22	4	3	1	0	40
Mark Montgomery, g	2-5	2-5	0-1	1-3-4	0	5	9	3	1	0	34
Kirk Manns	9-18	1-2	0-0	2-1-3	1	21	1	0	0	0	27
Parish Hickman	0-3	3-11	0-0	0-2-2	1	0	1	0	0	1	13
Dwayne Stephens	6-9	0-0	0-0	1-4-5	4	12	2	3	0	0	29
Todd Wolfe	0-0	0-0	0-0	0-0-0	0	0	0	0	0	0	1
Team				1-5-6							
TOTALS	33-67	6-19	3-5	14-37-51	17	75	20	15	3	3	225

MURRAY STATE	FG-FGA	3FG	FT-FTA	O-D-R	PF	TP	A	TO	BS	S	MIN
Sherman Pride, f	0-0	0-0	0-0	0-1-1	1	0	0	0	0	0	13
Chris Odgen, f	1-7	0-0	0-0	1-4-5	4	2	0	0	0	1	37
Popeye Jones, c	15-36	3-7	4-6	6-5-11	2	37	0	0	1	1	45
Paul King, g	2-6	1-3	2-4	2-3-5	2	7	4	1	1	1	45
Frank Allen, g	4-11	2-7	4-4	1-5-6	2	14	4	3	0	0	41
Greg Coble	4-12	1-5	2-2	1-1-2	2	11	3	0	0	1	38
Ismael Rosario	0-0	0-0	0-0	0-1-1	0	0	0	0	0	0	4
Scott Sivills	0-0	0-0	0-0	0-0-0	0	0	0	1	0	0	2
Team				1-1-2							
TOTALS	26-72	7-22	12-16	12-21-33	13	71	11	5	2	4	225

Halftime: Michigan State 33-31

Officials: Lembo, McDonald, Clark.

End of Regulation: 65-65

Attendance: 11,287.

#1 MICHIGAN ST. 62 - #9 UCSB 58

March 17, 1990 - Knoxville, Tenn.

MICHIGAN STATE	FG-FGA	3FG	FT-FTA	O-D-R	PF	TP	A	TO	BS	S	MIN
Ken Redfield, f	2-5	0-0	3-8	2-5-7	1	7	2	4	0	1	33
Matt Steigenga, f	3-4	0-0	2-2	1-3-4	3	8	2	1	0	3	21
Mike Peplowski, c	3-6	0-0	2-4	2-9-11	3	8	0	2	1	1	29
Steve Smith, g	6-15	0-2	9-10	2-4-6	2	21	4	4	0	2	37
Mark Montgomery, g	1-4	0-1	0-1	0-3-3	3	2	2	0	0	0	31
Kirk Manns	1-5	0-2	1-1	1-1-2	1	3	0	2	0	0	17
Parish Hickman	2-2	0-0	1-1	0-2-2	0	5	0	2	1	1	11
Dwayne Stephens	2-3	0-0	4-5	0-3-3	1	8	1	1	0	0	21
Team				2-1-3							
TOTALS	20-44	0-5	22-32	10-31-41	14	62	11	16	2	8	200

UC-SANTA BARBARA	FG-FGA	3FG	FT-FTA	O-D-R	PF	TP	A	TO	BS	S	MIN
Lucius Davis, f	2-6	1-1	1-2	3-2-5	5	6	2	3	0	0	34
Gary Gray, f	3-12	0-0	0-0	3-2-5	3	6	1	4	0	0	36
Eric McArthur, c	3-8	0-0	2-4	3-4-7	4	8	2	2	2	2	28
Carrick DeHart, g	8-20	3-12	4-4	0-1-1	4	23	1	2	1	0	40
Paul Johnson, g	2-5	1-2	1-1	1-2-3	5	6	2	1	0	0	20
Ulysses Akins	2-4	0-0	0-0	1-1-2	3	4	0	1	0	1	11
Idris Jones	1-7	1-5	2-2	2-4-6	3	5	1	0	0	2	17
Mike Meyer	0-0	0-0	0-0	0-4-4	0	0	0	1	1	0	9
Bob Erbst	0-1	0-0	0-0	0-1-1	0	0	0	0	0	1	5
Team				1-3-4							
TOTALS	21-63	6-20	10-13	14-24-38	28	58	9	14	4	6	200

Halftime: Michigan State 25-20

Officials: Lembo, Stupin, Corio

Attendance: 14,153.

NCAA TOURNAMENT FINAL FOUR • APRIL 4 & 6, 2009

#4 GEORGIA TECH 81 - #1 MICHIGAN ST. 80 (OT)

March 23, 1990 - New Orleans, La.

MICHIGAN STATE	FG-FGA	3FG	FT-FTA	O-D-R	PF	TP	A	TO	BS	S	MIN
Ken Redfield, f	3-6	0-1	1-2	2-3-5	4	7	2	2	1	1	36
Matt Steigenga, f	2-9	0-0	0-0	1-3-4	4	4	3	3	0	1	25
Mike Peplowski, c	4-5	0-0	1-1	1-3-4	1	9	1	0	0	0	19
Steve Smith, g	13-22	3-5	3-4	1-4-5	0	32	6	4	0	2	44
Mark Montgomery, g	2-5	1-1	0-0	1-0-1	5	5	2	3	1	1	29
Kirk Manns	0-3	0-1	0-0	0-1-1	1	0	0	1	0	0	12
Parish Hickman	6-9	0-0	1-1	1-9-10	2	13	0	1	2	0	25
Dwayne Stephens	3-6	0-0	4-4	3-2-5	0	10	2	0	0	0	35
Team				1-3-4							

TOTALS 33-65 4-8 10-12 11-28-39 17 80 16 14 4 5 225

GEORGIA TECH	FG-FGA	3FG	FT-FTA	O-D-R	PF	TP	A	TO	BS	S	MIN
Dennis Scott, f	7-22	2-10	2-2	1-8-9	3	18	1	3	0	1	45
Malcolm Mackey, f	3-6	0-0	0-2	4-3-7	3	6	0	0	2	0	25
Johnny McNeil, c	4-6	0-0	4-4	1-5-6	5	12	0	1	0	0	37
Kenny Anderson, g	13-23	3-8	2-3	3-1-4	0	31	3	2	0	3	46
Brian Oliver, g	4-10	0-4	3-4	0-1-1	4	11	1	2	0	1	43
Karl Brown	1-2	1-1	0-0	1-0-1	3	3	1	1	0	2	29
Team				2-4-6							

TOTALS 32-69 6-23 11-15 12-22-34 18 81 6 9 2 7 225

Halftime: Georgia Tech 39-35 Regulation Score: 75-75

Officials: Clougherty, Tanco, Range

Attendance: 18,172.

1991 BOX SCORES

Michigan State entered the NCAA Tournament as a No. 5 seed with All-America guard Steve Smith leading the way. In the first round, the Spartans needed a last-second jumper by Smith to give MSU a 60-58 victory over UW-Green Bay. Against fourth-seeded Utah, despite 28 points from Smith, the Spartans fell, 85-84.

#5 MICHIGAN ST. 60 - #12 UW-GREEN BAY 58

March 15, 1991 - Tucson, Ariz.

MICHIGAN STATE	FG-FGA	3FG	FT-FTA	O-D-R	PF	TP	A	TO	BS	S	MIN
Dwayne Stephens, f	3-6	0-0	0-0	0-1-1	3	6	3	2	1	0	35
Matt Steigenga, f	5-9	0-0	2-2	1-1-2	0	12	0	0	1	0	32
Mike Peplowski, c	5-8	0-0	2-2	5-7-12	1	12	1	0	1	0	33
Mark Montgomery, g	0-3	0-2	0-0	0-1-1	5	0	4	1	1	0	30
Steve Smith, g	7-15	3-7	2-3	0-5-5	1	19	1	3	0	0	33
Jon Zulauf	2-2	0-0	0-0	2-0-2	0	4	0	0	0	0	11
Parish Hickman	2-4	0-0	0-0	1-0-1	0	4	0	0	0	0	12
Andy Penick	1-2	1-1	0-0	0-0-0	0	13	4	0	0	0	13
Kris Weshinsky	0-0	0-0	0-0	0-0-0	0	0	0	0	0	0	1
Team				1-1-2							

TOTALS 25-49 4-10 6-7 10-16-26 10 60 13 6 4 0 200

UW-GREEN BAY	FG-FGA	3FG	FT-FTA	O-D-R	PF	TP	A	TO	BS	S	MIN
Dean Vander Plas, f	6-11	1-2	4-4	0-1-1	0	17	0	0	0	0	34
Ben Johnson, f	1-4	1-2	0-0	2-2-4	3	3	1	0	0	0	30
Jeremy Ludvigson, c	1-2	0-0	1-1	1-1-2	1	3	0	0	0	0	26
John Martinez, g	3-8	2-4	2-2	1-1-2	1	10	3	1	0	1	30
Tony Bennett, g	3-12	3-7	0-0	0-2-2	4	9	10	4	0	1	32
Logan Vander Velden	0-0	0-0	0-0	1-0-1	0	0	0	0	0	0	11
Scott LeMoine	0-0	0-0	0-0	0-1-1	1	0	0	1	0	0	7
Dean Rondorf	6-8	4-5	0-0	1-2-3	0	16	1	0	0	0	30
Team				2-4-6							

TOTALS 20-45 11-20 7-7 8-14-22 10 58 15 6 0 2 200

Halftime: UW-Green Bay, 35-30 Officials: Rutledge, Dodge, Foxcraft

Attendance: 13,367

#4 UTAH 85 - #5 MICHIGAN ST. 84 (2OT)

March 17, 1991 - Tucson, Ariz.

MICHIGAN STATE	FG-FGA	3FG	FT-FTA	O-D-R	PF	TP	A	TO	BS	S	MIN
Matt Steigenga, f	7-14	1-2	2-2	4-2-6	5	17	2	3	0	0	31
Dwayne Stephens, f	2-3	0-0	2-2	1-4-5	3	6	2	4	0	4	41
Mike Peplowski, c	7-11	0-0	0-2	6-5-11	4	14	2	2	0	0	32
Mark Montgomery, g	4-9	1-2	0-0	1-6-7	5	9	7	2	1	2	40
Steve Smith, g	10-21	3-8	5-6	0-5-4	4	28	4	2	0	1	47
Parish Hickman	1-3	0-0	0-0	0-2-2	1	2	0	1	1	0	25
Jon Zulauf	1-4	0-0	0-0	3-0-3	2	2	2	0	0	1	6
Andy Penick	1-7	0-2	4-5	0-2-2	2	6	0	1	0	0	26
Kris Weshinsky	0-0	0-0	0-0	0-0-0	0	0	0	0	0	0	2
Team				1-1-2							

TOTALS 33-72 5-14 13-17 16-27-43 28 84 19 15 2 8 250

UTAH	FG-FGA	3FG	FT-FTA	O-D-R	PF	TP	A	TO	BS	S	MIN
Josh Grant, f	10-17	3-6	6-8	3-7-10	2	29	4	3	0	5	43
M'Kay McGrath, f	1-1	0-0	1-2	1-1-2	4	3	1	1	0	0	21
Walter Watts, c	3-9	0-0	8-16	4-6-10	0	14	0	0	0	0	36
Tyrone Tate, g	3-5	0-0	0-0	0-0-0	2	6	5	0	0	1	29
Byron Wilson, g	3-7	1-4	1-2	0-1-1	5	8	2	2	1	1	27
Paul Afeaki	1-4	0-0	3-4	4-2-6	2	5	0	1	0	0	14
Jimmy Soto	3-8	2-4	8-12	0-2-2	4	16	2	1	0	1	35
Phil Dixon	0-4	0-3	0-0	0-0-0	0	0	1	1	0	0	13
Craig Rydallch	1-4	1-4	1-2	0-2-2	1	3	0	3	0	2	28
Barry Howard	0-0	0-0	0-0	0-1-1	0	0	0	0	0	0	4
Team											

TOTALS 25-59 7-21 28-46 12-24-36 20 85 15 12 1 10 250

Halftime: MSU 33-29 End of Regulation: 64-64

Officials: Bob Donato, Paul Kaster, Sam Croft

First Overtime: 75-75

Attendance: 13,497

1992 BOX SCORES

Michigan State earned a bid to the NCAA Tournament for the third-straight year for the first time in school history. In their first-round game, the fifth-seeded Spartans defeated Southwest Missouri State behind 17 points from Dwayne Stephens. In the second round, MSU held Cincinnati star Nick Van Exel to six points, but shot just 38.4 percent from the field, falling to the Bearcats, 77-65.

#5 MICHIGAN ST. 61 - #12 SW MISSOURI ST. 54

March 20, 1992 - Dayton, Ohio

MICHIGAN STATE	FG-FGA	3FG	FT-FTA	O-D-R	PF	TP	A	TO	BS	S	MIN
Dwayne Stephens, f	6-10	0-1	5-7	3-5-8	0	17	1	1	0	0	35
Matt Steigenga, f	3-5	0-0	5-8	3-5-8	3	11	1	1	1	0	25
Anthony Miller, c	0-2	0-0	0-0	1-2-3	2	0	1	0	1	0	13
Mark Montgomery, g	2-8	0-3	3-5	1-4-5	3	7	4	4	1	0	33
Shawn Respert, g	1-4	0-1	1-1	0-1-1	3	3	1	3	0	1	30
John Zulauf	2-2	0-0	1-2	2-1-3	2	5	0	0	0	0	10
Mike Peplowski	4-6	0-0	1-2	1-4-5	3	9	2	1	0	0	25
Kris Weshinsky	4-9	0-2	1-1	1-2-3	1	9	1	1	1	0	26
Eric Snow	0-0	0-0	0-0	0-0-0	0	0	0	1	0	0	3
Team				2-1-3							

TOTALS 22-46 0-7 17-26 14-25-39 17 61 11 12 4 1 200

SW MISSOURI STATE	FG-FGA	3FG	FT-FTA	O-D-R	PF	TP	A	TO	BS	S	MIN
Lester Turner, f	0-0	0-0	0-0	0-0-0	0	0	0	0	0	0	3
Andre Rigsby, f	4-10	0-1	0-0	0-2-2	3	8	0	0	0	1	32
Clint Thomas, c	1-2	0-0	2-3	4-2-6	3	4	0	0	0	0	23
Jackie Crawford, g	4-14	1-8	7-7	1-2-3	5	16	7	3	0	1	38
Johnny Murdock, g	4-11	0-3	0-0	1-1-2	3	8	0	1	0	0	31
Rodney Perry	1-4	0-0	0-2	0-0-0	3	2	1	1	0	1	17
Tony Graves	3-8	0-0	6-8	1-5-6	4	12	0	4	2	0	32
Tim Axley	1-1	0-0	0-0	0-2-2	2	2	0	0	1	0	19
Anthony Edwards	0-0	0-0	0-0	0-1-1	0	0	0	0	0	0	3
Yuseff Washington	1-1	0-0	0-0	0-1-1	0	2	0	0	0	0	2
Team				2-1-3							

TOTALS 19-51 1-12 15-20 9-17-26 23 54 8 9 3 3 200

Halftime: Southwest Missouri State 24-23

Officials: Larry Lembo, James Howell, Stanley Rote

Attendance: 13,007.

#4 CINCINNATI 77 - #5 MICHIGAN ST. 65

March 22, 1992 - Dayton, Ohio

MICHIGAN STATE	FG-FGA	3FG	FT-FTA	O-D-R	PF	TP	A	TO	BS	S	MIN
Matt Steigenga, f	0-4	0-2	0-0	1-1-2	3	0	0	3	0	0	19
Dwayne Stephens, f	5-11	2-6	3-3	0-6-6	3	15	1	3	0	0	38
Mike Peplowski, c	1-4	0-0	0-0	1-2-3	3	2	1	0	0	0	22
Mark Montgomery, g	3-6	1-4	0-0	1-3-4	4	7	9	2	0	0	36
Shawn Respert, g	9-17	4-6	5-6	2-0-2	2	27	1	2	0	1	38
Jon Zulauf	0-1	0-0	4-4	2-1-3	1	4	1	2	0	0	10
Anthony Miller	1-4	0-0	5-5	1-2-3	3	7	1	1	0	0	20
Kris Weshinsky	1-5	1-3	0-0	2-0-2	4	3	1	1	0	0	17
Team				1-2-3							

TOTALS 20-52 8-21 17-18 11-17-28 22 65 15 14 0 1 200

CINCINNATI	FG-FGA	3FG	FT-FTA	O-D-R	PF	TP	A	TO	BS	S	MIN
Terry Nelson, f	1-1	0-0	2-2	0-0-0	2	4	0	1	0	0	11
Herb Jones, f	3-7	1-2	8-13	3-4-7	4	15	2	2	0	3	35
Corie Blount, c	6-10	0-0	2-3	2-5-7	3	14	2	2	1	0	24
Anthony Buford, g	7-11	3-4	4-5	0-4-4	2	21	3	1	0	1	33
Nick Van Exel, g	1-9	0-7	4-4	1-1-2	3	6	5	3	0	1	28
Allen Jackson	1-2	0-1	0-0	1-1-2	1	2	1	1	0	0	12
Tarrance Gibson	1-3	0-1	1-2	0-2-2	0	3	0	0	0	0	14
Erik Martin	3-7	0-0	1-2	4-4-8	1	7	0	1	1	0	25
Jeff Scott	2-4	0-0	1-2	4-0-4	2	5	2	0	0	1	18
Team				3-0-3							

TOTALS 25-54 4-15 23-33 18-21-39 18 77 15 11 2 6 200

Halftime: Cincinnati 42-35

Officials: Larry Lembo, Scott Thomley, Stanley Rote

NCAA TOURNAMENT FINAL FOUR • APRIL 4 & 6, 2009

#7 MICHIGAN ST. 84 - #10 SETON HALL 73

March 18, 1994 - St. Petersburg, Fla.

MICHIGAN STATE	FG-FGA	3FG	FT-FTA	O-D-R	PF	TP	A	TO	BS	S	MIN
Daimon Beathea, f	3-6	1-1	2-2	3-2-5	4	9	1	2	0	1	18
Quinton Brooks, f	2-7	0-0	0-0	0-1-1	4	4	1	0	0	2	23
Anthony Miller, c	5-7	0-0	3-6	3-4-7	3	13	0	1	0	0	30
Eric Snow, g	5-5	1-4	4-5	0-0-0	3	15	6	3	0	5	39
Shawn Respert, g	5-15	8-13	13-14	1-3-4	2	25	3	5	0	1	34
Kris Weshinsky	5-8	0-2	2-2	0-2-2	3	12	1	1	0	3	29
Jon Garavaglia	3-4	0-0	0-0	2-4-6	0	6	1	0	0	0	17
Jamie Feick	0-0	0-0	0-0	0-0-0	1	0	1	0	0	0	10
Team				0-2-2							
TOTALS	28-52	4-10	24-29	9-18-27	20	84	14	12	0	12	200

SETON HALL	FG-FGA	3FG	FT-FTA	O-D-R	PF	TP	A	TO	BS	S	MIN
Adrian Griffin, f	3-8	0-0	5-6	1-5-6	4	11	4	4	0	3	31
Darrell Mims, f	3-4	0-0	0-0	3-2-5	2	6	0	1	0	0	28
Arturas Kamishovas, c	4-7	1-3	14-15	2-8-10	2	23	2	3	2	1	39
Bryan Caver, g	6-10	1-4	4-5	0-1-1	6	17	1	3	0	0	27
Dwight Brown, g	0-2	0-1	3-3	0-0-0	5	3	0	1	0	1	24
John Leahy	1-1	1-1	1-2	1-0-1	1	4	1	1	1	2	20
Chris Davis	1-2	0-0	0-0	0-1-1	2	2	0	0	0	0	4
Tcharka Shipp	2-3	0-0	0-0	0-0-0	1	4	0	0	1	0	10
Andre Brown	1-7	0-4	1-2	1-0-1	2	3	3	1	0	1	17
Team				0-0-0							
TOTALS	21-44	3-13	28-33	8-17-25	24	73	11	14	4	8	200

Halftime: Michigan State 32-31

Officials: Charles Range, Gary Marcum, Daniel Cahill Attendance: 24,719.

#2 DUKE 85 - #7 MICHIGAN STATE 74

March 20, 1994 - St. Petersburg, Fla.

MICHIGAN STATE	FG-FGA	3FG	FT-FTA	O-D-R	PF	TP	A	TO	BS	S	MIN
Daimon Beathea, f	2-5	0-0	0-0	1-1-2	4	4	1	2	0	3	28
Quinton Brooks, f	4-5	1-1	8-9	0-2-2	5	17	0	3	0	0	25
Anthony Miller, c	4-5	0-0	2-3	2-8-10	3	10	0	2	0	2	29
Eric Snow, g	4-6	0-1	2-5	2-3-5	4	10	6	4	0	3	36
Shawn Respert, g	8-14	1-5	5-5	0-3-3	3	22	4	8	0	1	35
Kris Weshinsky	3-7	1-2	0-0	0-1-1	3	7	2	2	0	0	22
Jon Garavaglia	0-1	0-1	0-0	0-0-0	2	0	0	0	0	0	6
Jamie Feick	2-2	0-0	0-0	2-1-3	1	4	1	1	0	0	14
David Hart	0-0	0-0	0-0	0-0-0	0	0	0	0	0	0	1
Mark Prylow	0-0	0-0	0-0	0-0-0	0	0	0	0	0	0	1
Steve Nicodemus	0-0	0-0	0-0	0-0-0	0	0	0	0	0	0	1
Steve Polonowski	0-1	0-1	0-0	0-0-0	0	0	0	0	0	0	1
Eric Qualman	0-0	0-0	0-0	0-0-0	0	0	0	0	0	0	1
Team				1-0-1							
TOTALS	27-46	3-11	17-22	8-19-27	25	74	14	22	0	9	200

DUKE	FG-FGA	3FG	FT-FTA	O-D-R	PF	TP	A	TO	BS	S	MIN
Antonio Lang, f	5-7	0-0	6-9	7-2-9	2	16	0	3	0	2	35
Grant Hill, f	9-20	1-3	6-9	1-4-5	3	25	7	2	0	4	36
Cherokee Parks, c	8-15	0-0	8-8	4-5-9	3	24	1	0	1	3	31
Jeff Capel, g	3-4	0-1	3-5	0-1-1	4	9	5	1	0	4	30
Chris Collins, g	1-7	0-4	0-0	0-1-1	1	2	0	2	0	2	31
Marty Clark	2-3	1-1	2-2	1-1-2	2	7	1	4	0	1	23
Carmen Wallace	1-1	0-0	0-0	0-0-0	1	2	0	0	0	0	1
Erik Meek	0-1	0-0	0-0	0-0-0	3	0	0	0	0	0	7
Joey Beard	0-0	0-0	0-0	0-0-0	0	0	0	0	0	0	2
Greg Newton	0-0	0-0	0-0	0-0-0	0	0	0	0	0	1	4
Team				1-0-1							
TOTALS	29-58	2-9	25-33	14-14-28	19	85	14	12	1	17	200

Halftime: Duke 35-31

Officials: Danny Hall, Gary Marcum, Charles Range Attendance: 26,102.

1995 BOX SCORES

MSU entered the 1995 NCAA Tournament led by the "Fire & Ice" combination of seniors Shawn Respert and Eric Snow. The tournament also marked the final appearance for 19-year head coach Jud Heathcote. The Spartans entered as the third seed and played little-known Weber State in their first-round game. MSU dominated in the first half and led by nine at the half, but MSU went cold in the second half, allowing Weber State to pull off the upset and end the MSU basketball careers of Heathcote, Respert and Snow. Heathcote took nine teams to the NCAA Tournament, posting a 14-8 record.

#14 WEBER ST. 79 - #3 MICHIGAN ST. 72

March 17, 1995 - Tallahassee, Fla.

MICHIGAN STATE	FG-FGA	3FG	FT-FTA	O-D-R	PF	TP	A	TO	BS	S	MIN
Jon Garavaglia, f	1-2	0-1	0-0	0-6-6	2	2	0	2	0	0	24
Quinton Brooks, f	4-6	0-0	2-4	1-4-5	4	10	1	1	0	2	28
Jamie Feick, c	5-5	0-0	1-4	1-3-4	4	11	0	1	0	0	26
Eric Snow, g	4-7	0-0	1-3	1-5-6	5	9	8	5	0	1	36
Shawn Respert, g	10-23	7-17	1-1	1-3-4	5	28	3	5	0	1	37
Ray Weathers	1-3	0-1	0-0	0-1-1	1	2	1	0	0	1	15
Andy Penick	2-3	2-3	0-0	0-0-0	1	6	0	0	0	0	14
Mark Prylow	0-0	0-0	0-0	0-0-0	0	0	0	0	0	0	1
Daimon Beathea	2-4	0-0	0-2	0-2-2	1	4	1	2	0	1	19
Team				0-1-1							
TOTALS	29-53	9-22	5-14	4-25-29	21	72	14	16	0	6	200

WEBER STATE	FG-FGA	3FG	FT-FTA	O-D-R	PF	TP	A	TO	BS	S	MIN
Kirk Smith, f	1-2	0-0	5-6	1-1-2	4	7	0	1	1	0	18
Jimmy DeGraffenried, f5-11	4-8	1-2	0-5	0-5-5	1	15	1	2	0	0	32
Jeff Lentfer, c	0-0	0-0	0-0	0-2-2	0	0	0	1	1	2	25
Ruben Nembhard, g	9-20	2-8	7-8	2-3-5	4	27	2	5	0	4	40
Lewis Lofton, g	6-12	2-4	0-0	1-2-3	4	14	2	0	0	2	40
Justyn Tebbs	3-7	2-3	0-0	0-1-1	1	8	0	1	0	0	17
Justin Nielson	0-0	0-0	0-0	1-0-1	1	0	0	0	0	0	5
Andy Smith	4-9	0-2	0-1	3-6-9	0	8	1	2	2	1	23
Team				1-1-2							
TOTALS	28-61	10-25	13-17	9-21-30	15	79	6	13	4	9	200

Halftime: Michigan State 46-37

Officials: Rusty Hall, James Haney, Leroy Hendricks Attendance: 13,000.

1998 BOX SCORES

The Spartans made their first NCAA Tournament appearance under Tom Izzo in 1998. Michigan State entered the tournament as the Big Ten Champions and the fourth seed in the East Regional. In their first game, the Spartans faced in-state rival Eastern Michigan. Coming into the NCAA Tournament with two straight losses, including being upset in the Big Ten Tournament quarterfinals, some experts thought MSU would suffer another loss. The Spartans, however, jumped ahead early and controlled the game throughout, winning 83-71. Next up was Princeton as MSU tried to earn its first trip to the Sweet Sixteen in eight years. Behind 27 points from Mateen Cleaves, MSU pulled away in the second half to earn a 63-56 victory. This gave the Spartans a matchup with top-seed North Carolina in the Tar Heels' backyard of Greensboro. Ultimately, UNC had too many weapons in a 73-58 Spartan defeat.

#4 MICHIGAN ST. 83 - #13 EASTERN MICHIGAN 71

March 12, 1998 - Hartford, Conn.

MICHIGAN STATE	FG-FGA	3FG	FT-FTA	O-D-R	PF	TP	A	TO	BS	S	MIN
Antonio Smith, f	1-5	0-0	4-6	3-6-9	1	6	3	2	1	0	33
Jason Klein, f	2-8	2-5	1-2	0-0-0	2	7	1	1	0	0	31
Andre Hutson, c	3-7	0-0	7-8	5-5-10	1	13	0	1	1	1	30
Mateen Cleaves, g	7-14	2-7	4-4	1-1-2	3	20	3	1	0	1	35
Charlie Bell, g	7-12	1-1	7-8	5-4-9	2	22	0	1	0	0	29
Lorenzo Guess	0-0	0-0	0-0	0-0-0	0	0	0	0	0	0	1
David Thomas	0-0	0-0	0-0	0-0-0	0	0	0	0	0	0	2
Doug Davis	2-2	0-0	0-0	0-1-1	0	4	0	0	0	0	5
Morris Peterson	4-6	1-2	0-0	2-2-4	2	9	0	1	0	1	17
A.J. Granger	0-0	0-0	0-0	0-1-1	0	0	1	0	0	0	5
DuJuan Wiley	1-5	0-0	0-2	1-2-3	1	2	2	0	0	0	12
Team				2-2-4							
TOTALS	27-59	6-15	23-30	19-24-43	12	83	10	10	2	3	200

EASTERN MICHIGAN	FG-FGA	3FG	FT-FTA	O-D-R	PF	TP	A	TO	BS	S	MIN
Jon Zajac, f	5-8	0-0	0-0	3-1-4	4	10	1	1	1	0	33
Avin Howard, f	0-0	0-0	0-0	0-0-0	2	0	0	0	0	0	10
Nkechi Ezugwu, c	0-2	0-0	0-0	0-2-2	3	0	0	0	1	1	20
Derrick Dial, g	11-22	1-6	6-7	5-3-8	4	29	1	3	0	2	40
Earl Boykins, g	6-21	1-9	5-5	0-4-4	0	18	1	2	0	1	40
James Head	4-9	0-3	0-0	3-2-5	3	8	2	0	1	1	33
Sharif Fordham	1-2	0-0	0-0	1-0-1	2	2	1	1	0	0	7
Corey Tarrant	1-3	0-1	0-0	2-0-2	4	2	3	0	1	0	11
Ajani Williams	1-3	0-0	0-0	1-1-2	0	2	1	1	0	0	6
Team				3-3-6							
TOTALS	29-70	2-19	11-12	18-16-34	23	71	10	8	4	5	200

Halftime: Michigan State 43-35

Officials: John Clougherty, David Hall, Stanley Richards Attendance: 16,105.

NCAA TOURNAMENT FINAL FOUR • APRIL 4 & 6, 2009

#4 MICHIGAN ST. 63 - #5 PRINCETON 56

March 14, 1998 - Hartford, Conn.

MICHIGAN STATE	FG-FGA	3FG	FT-FTA	O-D-R	PF	TP	A	TO	BS	S	MIN
Antonio Smith, f	2-2	0-0	2-2	1-4-5	3	6	1	0	0	0	26
Jason Klein, f	2-3	0-1	0-0	2-3-5	1	4	0	2	0	1	30
Andre Hutson, c	4-5	0-0	0-0	1-3-4	3	8	1	3	0	0	24
Mateen Cleaves, g	9-13	3-5	6-9	0-9-9	2	27	5	7	0	2	37
Charlie Bell, g	2-7	1-1	1-2	1-2-3	2	6	1	3	0	0	28
David Thomas	0-1	0-0	0-0	2-1-3	2	0	0	0	0	0	10
Doug Davis	0-0	0-0	0-0	0-1-1	0	0	0	1	0	0	3
Morris Peterson	0-1	0-1	4-4	0-4-4	3	4	0	2	0	1	14
A.J. Granger	0-1	0-0	2-2	0-3-3	2	2	3	1	0	0	14
DuJuan Wiley	3-6	0-0	0-0	0-1-1	2	6	0	2	1	1	14
Team				1-0-1							
TOTALS	22-39	4-8	15-19	8-31-39	20	63	11	22	1	5	200

PRINCETON	FG-FGA	3FG	FT-FTA	O-D-R	PF	TP	A	TO	BS	S	MIN
James Mastaglio, f	2-8	0-6	0-1	1-5-6	4	4	3	0	0	3	39
Gabe Lewullis, f	4-12	1-6	4-8	2-1-3	4	13	0	1	0	4	39
Steve Goodrich, c	7-14	1-6	3-5	0-1-1	3	18	3	1	2	3	39
Brian Earl, g	5-13	5-10	0-0	1-1-2	4	15	2	2	0	3	40
Mitch Henderson, g	2-3	0-0	2-4	0-1-1	2	6	2	3	0	2	40
Nathan Walton	0-0	0-0	0-0	0-0-0	0	0	0	0	0	0	1
Phil Belin	0-0	0-0	0-0	0-0-0	0	0	0	0	0	0	1
Mason Rocca	0-0	0-0	0-0	0-0-0	0	0	0	0	0	0	1
Team				0-2-2							
TOTALS	20-50	7-28	9-18	4-11-15	17	56	10	7	2	15	200

Halftime: Michigan State 33-31

Officials: John Clougherty, Ted Valentine, Mark Reischling

Attendance: 16,105.

#1 NORTH CAROLINA 73 - #4 MICHIGAN ST. 58

March 19, 1998 - Greensboro, N.C.

MICHIGAN STATE	FG-FGA	3FG	FT-FTA	O-D-R	PF	TP	A	TO	BS	S	MIN
Antonio Smith, f	0-4	0-0	4-4	2-5-7	4	4	0	0	0	0	28
Jason Klein, f	2-11	2-8	0-0	0-2-2	2	6	1	0	0	0	23
Andre Hutson, c	2-6	0-0	0-0	1-2-3	4	4	1	0	1	0	26
Mateen Cleaves, g	7-21	2-9	2-3	2-2-4	4	18	5	2	0	2	39
Charlie Bell, g	5-7	2-3	1-1	3-1-4	2	13	2	0	0	0	25
Morris Peterson	3-11	0-3	3-4	3-0-3	3	9	1	2	1	1	23
DuJuan Wiley	2-6	0-0	0-0	2-1-3	2	4	0	0	1	0	19
David Thomas	0-0	0-0	0-0	0-1-1	0	0	0	1	0	0	7
A.J. Granger	0-2	0-2	0-0	1-1-2	1	0	0	0	0	1	6
Steve Cherry	0-0	0-0	0-0	0-0-0	0	0	0	0	0	0	1
Doug Davis	0-0	0-0	0-0	0-0-0	0	0	0	0	0	0	1
Lorenzo Guess	0-0	0-0	0-0	0-0-0	0	0	0	0	0	0	1
Ken Miller	0-0	0-0	0-0	0-0-0	0	0	0	0	0	0	1
Team				2-2-4							
TOTALS	21-68	6-25	10-12	16-17-33	22	58	10	5	3	4	200

NORTH CAROLINA	FG-FGA	3FG	FT-FTA	O-D-R	PF	TP	A	TO	BS	S	MIN
Ademola Okulaja, f	0-4	0-1	0-0	2-2-4	4	0	1	1	0	0	29
Vince Carter, f	7-13	0-2	6-8	7-3-10	1	20	0	1	1	0	31
Antawn Jamison, c	7-15	0-0	6-11	5-9-14	2	20	0	0	1	1	34
Shammod Williams, g	7-13	2-6	2-2	1-8-9	1	18	2	4	1	0	33
Ed Cota, g	3-7	0-0	5-6	0-2-2	2	11	8	3	0	0	33
Makhtar Ndiaye	2-6	0-1	0-0	4-3-7	3	4	0	2	1	0	29
Brad Frederick	0-0	0-0	0-0	0-0-0	0	0	0	0	0	0	2
Brendan Haywood	0-0	0-0	0-0	0-1-1	0	0	0	0	0	0	4
Brian Bersticker	0-0	0-0	0-0	0-0-0	0	0	0	0	0	0	1
Max Owens	0-0	0-0	0-0	0-0-0	0	0	0	0	0	0	1
Michael Brooker	0-0	0-0	0-0	0-0-0	0	0	0	0	0	0	1
Terrence Newby	0-1	0-0	0-0	0-0-0	0	0	0	0	0	0	1
Scott Williams	0-0	0-0	0-0	0-0-0	0	0	0	0	0	0	1
Team				2-2-4							
TOTALS	26-59	2-10	19-27	21-30-51	13	73	11	11	4	1	200

Halftime: North Carolina 38-24

Officials: Tim Higgins, Jim Haney, Reggie Greenwood

Attendance: 23,235.

#1 MICHIGAN ST. 76 - #16 MT. ST. MARY'S 53

March 12, 1999 - Milwaukee, Wis.

MICHIGAN STATE	FG-FGA	3FG	FT-FTA	O-D-R	PF	TP	A	TO	BS	S	MIN
Antonio Smith, f	5-8	0-0	4-4	4-8-12	3	14	0	2	0	1	18
Jason Klein, f	4-9	1-5	0-0	4-4-8	1	9	4	1	0	1	25
Andre Hutson, c	3-3	0-0	5-6	1-1-2	5	11	1	2	1	2	20
Mateen Cleaves, g	3-8	1-4	1-1	0-1-1	3	8	8	1	0	1	25
Charlie Bell, g	3-6	0-1	0-0	1-2-3	1	6	0	3	0	1	19
Thomas Kelley	1-5	1-2	0-0	0-1-1	0	3	1	1	1	2	21
Lorenzo Guess	1-2	0-1	0-0	0-1-1	0	2	0	1	0	0	6
Steve Cherry	0-1	0-0	0-0	1-0-1	0	0	0	0	0	0	2
Doug Davis	0-1	0-1	0-0	0-0-0	1	0	2	2	0	0	11
Brandon Smith	0-0	0-0	0-0	0-0-0	0	0	0	1	0	0	4
Morris Peterson	4-8	0-1	0-0	3-9-12	4	8	1	4	2	1	24
A.J. Granger	5-7	1-1	4-4	2-3-5	1	8	2	1	1	1	25
Team				0-0-0							
TOTALS	29-58	4-16	14-15	16-30-46	19	76	19	19	5	10	200

MT. ST. MARY'S	FG-FGA	3FG	FT-FTA	O-D-R	PF	TP	A	TO	BS	S	MIN
Robert Balgac, f	0-1	0-0	0-0	1-0-1	1	0	1	1	1	0	13
Tony Hayden, f	1-5	1-3	0-0	1-3-4	1	3	2	1	0	0	29
Melvin Whitaker, c	5-14	0-2	3-4	1-3-4	4	13	0	1	0	2	34
Gregory Harris, g	4-13	1-4	3-4	1-1-2	2	12	2	3	0	4	38
Aaron Herbert, g	3-7	3-4	3-4	0-2-2	2	12	3	3	0	2	28
Newton Gayle	0-2	0-0	1-2	0-0-0	3	10	0	1	0	1	8
Eric Bethel	0-2	0-1	0-0	0-2-2	1	0	2	2	0	0	10
Jerry Lloyd	0-1	0-0	0-0	0-1-1	0	0	1	0	0	1	3
Stephen Moore	1-1	1-1	0-0	0-0-0	0	3	1	0	0	0	1
Terrence Wilson	1-3	1-2	3-4	0-1-1	0	6	0	2	0	0	23
Jason Grace	1-1	1-1	0-0	0-0-0	0	3	0	0	0	0	1
Todd Kessler	0-0	0-0	0-0	0-0-0	1	0	0	0	1	0	4
Konata Springer	0-0	0-0	0-0	1-0-1	2	0	0	0	0	0	8
Team				3-1-4							
TOTALS	16-50	8-18	13-18	8-14-22	17	53	12	15	2	10	200

Halftime: Michigan State 38-24

Officials: Larry Rose, Rich Sanfillipo, Mike Wood

Attendance: 18,525.

#1 MICHIGAN ST. 74 - #9 MISSISSIPPI 66

March 14, 1999 - Milwaukee, Wis.

MICHIGAN STATE	FG-FGA	3FG	FT-FTA	O-D-R	PF	TP	A	TO	BS	S	MIN
Antonio Smith	4-6	0-0	1-3	3-5-8	2	9	0	3	0	0	35
Morris Peterson	4-9	0-0	3-5	5-3-8	2	11	3	1	2	1	30
Andre Hutson	4-7	0-0	5-5	3-1-4	3	13	0	0	1	0	24
Mateen Cleaves	7-14	1-4	3-4	0-1-1	1	18	7	6	0	3	37
Jason Klein	1-5	0-1	4-4	2-3-5	2	6	0	1	0	0	28
Thomas Kelley	0-3	0-0	1-2	0-3-3	0	1	0	0	0	0	9
Charlie Bell	2-2	1-1	0-0	0-0-0	3	5	1	1	0	0	14
Doug Davis	0-1	0-0	2-2	0-0-0	0	2	0	0	0	0	3
A.J. Granger	3-6	1-2	2-2	1-2-3	4	9	0	2	1	2	20
Team				3-1-4							
TOTALS	25-53	3-8	21-27	17-19-36	17	74	11	15	4	6	200

MISSISSIPPI	FG-FGA	3FG	FT-FTA	O-D-R	PF	TP	A	TO	BS	S	MIN
Jason Smith	7-13	0-1	4-4	1-2-3	3	18	0	4	1	5	36
Marcus Hicks	6-10	0-0	4-6	5-2-7	3	16	1	2	3	0	30
Jason Flanigan	0-2	0-0	2-2	0-2-2	2	2	2	0	0	0	23
Michael White	1-4	1-3	1-2	0-0-0	2	4	1	4	0	2	30
Keith Carter	4-12	1-8	1-3	4-4-8	2	10	3	1	0	0	39
Hunter Carpenter	1-3	1-3	0-0	0-1-1	0	3	0	0	0	0	1
Jason Harrison	2-4	1-2	2-2	0-0-0	1	7	4	2	0	2	20
Matt Pruitt	0-0	0-0	0-0	0-0-0	0	0	0	0	0	0	1
Darrian Brown	1-3	0-2	0-0	2-0-2	2	2	0	0	0	0	4
Lataryl Williams	0-2	0-1	0-0	0-1-1	0	0	0	0	0	0	5
Rahim Lockhart	2-3	0-0	0-0	0-0-0	4	4	0	1	0	1	10
John Engstrom	0-0	0-0	0-0	1-0-1	0	0	0	0	0	0	1
Team				1-3-4							
TOTALS	24-56	4-20	14-19	14-15-29	20	66	11	15	4	10	200

Halftime: Michigan State 32-29

Officials: Dick Paparo, Charlie Range, Stanley Reynolds

Attendance: 18,525

1999 BOX SCORES

Michigan State returned to the NCAA Tournament in 1999 with loftier aspirations. For just the second time in school history, MSU was a No. 1 seed. The Spartans easily handled Mount St. Mary's in the first round, 76-53. The second round was more of a challenge, as the Spartans fought off a stubborn Mississippi squad, 74-66. In the Sweet Sixteen, State took on Oklahoma in a defensive struggle, pulling away late for a 54-46 victory. In the Regional Final, MSU played national power and defending National Champion Kentucky. Twenty-one years earlier, the Wildcats kept MSU out of the Final Four, defeating the Spartans in the 1978 Regional Final. MSU fell behind early, 17-4, but rallied to close the gap to one at the half. The comeback was completed in the second half as Morris Peterson's 19 points and 10 rebounds led four players in double figures. The Midwest Region's Most Outstanding Player, Peterson knocked down six straight free throws in the last 30 seconds to clinch a 73-66 win. Peterson was joined on the All-Regional team by A.J. Granger and Mateen Cleaves. In its first Final Four appearance since 1979, MSU took on Duke in the semifinal game. The Blue Devils led by only two at halftime, but cold shooting doomed MSU in the second half, falling 68-62.</

#1 MICHIGAN ST. 54 - #13 OKLAHOMA 46
March 19, 1999 - St. Louis, Mo.

MICHIGAN STATE	FG-FGA	3FG	FT-FTA	O-D-R	PF	TP	A	TO	BS	S	MIN
Antonio Smith, f	0-1	0-0	0-0	2-5-7	4	0	0	1	0	1	23
Andre Hutson, f	3-3	0-0	6-10	3-2-5	1	12	0	3	0	0	30
Jason Klein, f	1-5	1-3	0-0	0-0-0	1	3	2	1	1	1	22
Mateen Cleaves, g	3-14	0-4	3-4	0-2-2	4	9	2	6	0	0	32
Charlie Bell, g	3-3	3-3	0-0	0-2-2	1	9	1	0	1	1	26
Thomas Kelley	0-4	0-2	0-0	0-1-1	0	0	1	0	0	1	11
Doug Davis	0-2	0-0	0-0	0-0-0	2	0	4	0	0	0	9
Morris Peterson	4-8	0-1	3-4	0-7-7	1	11	0	1	0	1	23
A.J. Granger	4-5	2-2	0-0	1-6-7	4	10	0	1	0	1	24
Team				1-4-5							
TOTALS	18-45	6-15	12-18	7-29-36	18	54	10	13	2	6	200

OKLAHOMA	FG-FGA	3FG	FT-FTA	O-D-R	PF	TP	A	TO	BS	S	MIN
Eduardo Najera, f	2-8	1-4	2-2	0-7-7	2	7	0	4	2	1	31
Ryan Humphery, f	4-8	0-0	2-5	5-5-10	5	10	1	1	1	2	31
Michael Johnson, g	4-15	1-4	3-4	1-1-2	2	12	1	0	0	2	40
Eric Martin, g	1-8	1-5	0-0	0-2-2	2	3	2	1	0	0	33
Alex Spaulding, g	3-7	0-1	1-3	1-3-4	4	7	0	1	0	0	34
Tim Heskett	1-2	1-1	0-0	1-1-2	1	3	1	0	0	0	10
Victor Avila	2-3	0-0	0-0	0-1-1	0	4	0	0	0	0	9
Renzi Stone	0-0	0-0	0-0	0-0-0	1	0	0	1	0	1	12
Team				1-2-3							
TOTALS	17-51	4-15	8-14	9-22-31	17	46	5	9	3	6	200

Halftime: Michigan State 26-25

Officials: John Cahill, Ed Corbett, Mike Kitts

Attendance: 42,400.

#1 MICHIGAN ST. 73 - #3 KENTUCKY 66
March 21, 1999 - St. Louis, Mo.

MICHIGAN STATE	FG-FGA	3FG	FT-FTA	O-D-R	PF	TP	A	TO	BS	S	MIN
Antonio Smith, f	1-2	0-0	2-2	1-6-7	2	4	0	1	0	2	33
Andre Hutson, f	6-10	0-0	2-4	2-3-5	3	14	1	2	0	0	29
Jason Klein, f	1-6	1-5	0-0	1-0-1	3	3	0	1	0	0	18
Mateen Cleaves, g	4-11	2-5	0-0	0-4-4	0	10	11	3	0	0	37
Charlie Bell, g	3-5	1-2	0-0	1-2-3	3	7	2	1	0	2	27
Thomas Kelley	1-1	0-0	0-0	0-0-0	0	2	0	0	0	0	2
Doug Davis	0-0	0-0	0-0	0-0-0	0	0	2	0	0	0	3
Morris Peterson	6-13	0-2	7-8	9-1-10	3	19	1	1	0	0	33
A.J. Granger	4-5	3-3	3-3	1-1-2	2	14	0	2	0	0	18
Team				0-1-1							
TOTALS	26-53	7-17	14-17	15-18-33	16	73	17	11	0	4	200

KENTUCKY	FG-FGA	3FG	FT-FTA	O-D-R	PF	TP	A	TO	BS	S	MIN
Heshimu Evans, f	5-10	2-2	0-0	4-2-6	4	12	1	1	0	0	20
Scott Padgett, f	3-8	2-6	3-5	1-2-3	4	11	2	2	2	0	30
Michael Bradley, c	2-4	0-0	0-0	2-2-4	0	4	0	1	0	1	12
Wayne Turner, g	2-8	0-3	1-2	1-1-2	1	5	8	2	0	1	35
Desmond Allison, g	3-8	0-2	1-1	1-1-2	1	7	2	1	1	1	23
Saul Smith	0-1	0-1	0-0	0-1-1	1	0	0	1	0	1	13
Tayshaun Prince	3-3	2-2	4-4	1-1-2	2	12	1	0	1	0	24
Ryan Hogan	1-2	0-0	0-0	1-2-3	0	2	1	0	0	0	6
Souleymane Camara	2-4	0-0	0-0	0-0-0	0	4	0	0	0	0	11
Jamaal Magloire	3-5	0-0	3-4	0-1-1	3	9	0	1	3	1	26
Team				3-2-5							
TOTALS	24-53	6-16	12-16	14-15-29	16	66	15	9	7	5	200

Halftime: Kentucky 36-35

Officials: James Burr, Bob Donato, Reggie Greenwood

Attendance: 42,519


#1 DUKE 68 - #1 MICHIGAN STATE 62
March 27, 1999 - St. Petersburg, Fla.

MICHIGAN STATE	FG-FGA	3FG	FT-FTA	O-D-R	PF	TP	A	TO	BS	S	MIN
Antonio Smith, f	3-7	0-0	0-0	5-5-10	5	6	0	0	0	0	34
Jason Klein, f	2-6	1-3	0-0	1-1-2	2	5	0	0	0	1	14
Andre Hutson, f	6-8	0-0	1-1	1-4-5	2	13	1	1	0	0	24
Mateen Cleaves, g	5-16	2-9	0-2	2-1-3	3	12	10	5	0	1	36
Charlie Bell, g	0-2	0-0	2-4	2-1-3	3	2	1	1	0	0	23
Morris Peterson	6-17	0-2	3-4	4-4-8	5	15	1	0	0	2	30
Thomas Kelley	2-8	0-1	0-0	1-3-4	2	4	0	0	0	1	14
A.J. Granger	2-6	1-3	0-0	1-3-4	2	5	0	1	0	0	20
Doug Davis	0-0	0-0	0-0	0-0-0	0	0	0	1	0	0	5
Team				1-0-1							
TOTALS	26-70	4-18	6-11	18-22-40	24	62	13	9	0	5	200

DUKE	FG-FGA	3FG	FT-FTA	O-D-R	PF	TP	A	TO	BS	S	MIN
Chris Carrawell, f	3-8	1-1	6-12	1-3-4	0	13	1	3	0	0	30
Shane Battier, f	2-5	0-3	1-2	4-2-6	3	5	1	1	2	1	33
Elton Brand, c	7-10	0-0	4-5	4-11-15	4	18	1	3	1	0	29
William Avery, g	6-14	2-4	0-1	1-4-5	0	14	0	4	0	1	35
Trajan Langdon, g	3-9	1-4	0-1	2-4-6	2	7	3	1	0	0	37
Corey Maggette	3-7	0-1	3-6	2-2-4	0	9	0	0	0	0	17
Chris Burgess	0-1	0-0	0-0	2-2-4	2	0	1	0	2	0	12
Nate James	1-2	0-0	0-0	0-0-0	0	2	0	0	0	1	7
Team				0-0-0							
TOTALS	25-56	4-13	14-27	16-28-44	11	68	7	12	5	3	200

Halftime: Duke 32-30

Officials: David Libbey, Curtis Shaw, John Cahill

Attendance: 41,340


AMEMBEROFTOMIZZO'SFIRSTSENIORCLASS,ANTONIOSMITHHELPED LEAD MSU TO THE FIRST OF THREE STRAIGHT FINAL FOURS IN 1999.

2000 BOX SCORES

The 2000 Spartans entered the NCAA Tournament determined to win a National Championship. For the second year in a row, they entered the tournament as a No. 1 seed, led by a trio of experienced seniors, Mateen Cleaves, Morris Peterson and A.J. Granger. The Spartans had little trouble in their first round matchup, holding Valparaiso to 25 percent (13-of-52) shooting in a 65-38 victory. In the second round against Utah, Cleaves scored 21 points to rally MSU from a 35-32 halftime deficit and defeat the Utes, 73-61. In the Regional Semifinal, MSU took on the fourth-seeded Syracuse Orangemen. SU took a 34-24 halftime lead and led by as many as 11 points with 15 minutes remaining. A halftime lockerroom tirade by Cleaves must have worked, however, as MSU finished the game by outscoring the Orangemen, 37-9, a run that was capped off with 17 unanswered points. MSU faced No. 2 seed Iowa State in the Regional Final. The Spartans held a slim three-point lead at the half, but Iowa State held a nine-point lead with a little over five minutes to go. Once again, Michigan State used a late-game rally, outscoring the Cyclones, 23-5, over the final 5:49 in a 75-64 decision. Cleaves, Granger, Peterson and Andre Hutson all found a spot on the All-Regional team, with Peterson earning Most Outstanding Player honors. In the National Semifinal, State faced Wisconsin for the fourth time of the season. MSU held a slim 19-17 lead at the break. Peterson took over in the second half, scoring 10 points in a 13-2 run to pull away from the Badgers and earn a spot in the National Championship game. After grinding it out with Wisconsin, MSU faced Florida's run and gun offense and pressure defense in the title game. The Spartans opened an 11-point halftime lead. Early in the second half, Cleaves got tangled up with Florida's Teddy Dupay, injuring Cleaves' ankle and forcing him back to the lockerroom. Leading by six, MSU got five straight points from Mike Chappell and held a bigger lead when Cleaves returned four and a half minutes later. State never looked back, capturing its second National Championship in school history with an 89-76 victory. Cleaves was named Most Outstanding Player of the Final Four and was joined by Charlie Bell, Peterson and Granger on the All-Tournament team.

NCAA TOURNAMENT FINAL FOUR • APRIL 4 & 6, 2009

#1 MICHIGAN ST. 65 - #16 VALPARAISO 38

March 16, 2000 - Cleveland, Ohio

MICHIGAN STATE	FG-FGA	3FG	FT-FTA	O-D-R	PF	TP	A	TO	BS	S	MIN
Morris Peterson, f	5-9	1-3	1-1	0-4-4	0	12	0	1	0	0	27
A.J. Granger, f	3-5	1-2	0-0	1-2-3	1	7	1	0	1	0	29
Andre Hutson, c	1-3	0-0	2-2	0-4-4	4	4	2	0	0	0	21
Mateen Cleaves, g	5-11	2-6	3-3	0-2-2	0	15	8	3	0	1	32
Charlie Bell, g	0-3	0-2	0-0	0-4-4	3	0	1	1	0	1	16
Brandon Smith	0-1	0-0	0-0	0-1-1	0	0	0	1	0	0	4
David Thomas	0-1	0-0	1-2	0-2-2	0	1	1	2	0	2	7
Mike Chappell	2-5	1-3	4-6	2-2-4	3	9	0	2	0	0	14
Steve Cherry	0-0	0-0	0-0	0-0-0	0	0	1	0	0	0	2
Jason Richardson	3-6	1-1	2-3	2-8-10	0	9	0	0	0	1	25
Aloysius Anagonye	0-0	0-0	0-0	0-0-0	1	0	0	0	0	0	3
Adam Ballinger	3-6	0-0	2-2	2-1-3	3	8	0	0	1	0	20
Team				1-1-2							
TOTALS	22-50	6-17	15-19	8-31-39	15	65	14	10	2	5	200

VALPARAISO	FG-FGA	3FG	FT-FTA	O-D-R	PF	TP	A	TO	BS	S	MIN
Lubos Barton, f	4-12	3-7	2-2	3-4-7	4	13	1	1	0	1	31
Jason Jenkins, f	0-5	0-4	0-0	0-3-3	1	0	0	0	0	0	22
Raitis Grafts, c	2-6	0-0	3-4	3-5-8	3	7	2	1	0	1	27
Dwayne Toatley, g	1-7	0-2	0-0	1-2-3	3	2	1	2	0	2	26
Jared Nuness, g	1-3	1-3	0-0	0-2-2	1	3	0	0	0	0	22
Milo Stovall	1-8	1-5	1-2	1-0-1	1	4	1	2	0	0	31
Ivan Vujic	3-8	0-0	0-0	0-4-4	3	6	1	5	2	0	23
Tarrance Price	1-3	0-2	1-2	0-1-1	1	3	0	1	0	0	11
Aaron Thomason	0-0	0-0	0-0	0-0-0	1	0	0	1	0	0	5
Antti Nikkila	0-0	0-0	0-0	0-0-0	0	0	0	0	0	0	2
Team				0-2-2							
TOTALS	13-52	5-23	7-10	8-23-31	18	38	6	13	2	4	200

Halftime: Michigan State 29-15

Officials: Curtis Shaw, Tom Lopes, Olandis Pool

Attendance: 13,374

#1 MICHIGAN STATE 73 - #8 UTAH 61

March 18, 2000 - Cleveland, Ohio

MICHIGAN STATE	FG-FGA	3FG	FT-FTA	O-D-R	PF	TP	A	TO	BS	S	MIN
Andre Hutson, c	7-9	0-0	5-10	4-4-8	1	19	2	1	0	0	30
Morris Peterson, f	5-11	3-4	0-0	1-2-3	2	13	0	2	0	1	33
A.J. Granger, f	3-5	1-3	0-0	0-3-3	2	7	2	3	0	1	32
Mateen Cleaves, g	7-14	4-7	3-4	0-2-2	1	21	5	1	0	1	36
Charlie Bell, g	2-5	0-1	5-6	1-4-5	1	9	3	1	0	0	32
David Thomas	0-0	0-0	0-0	0-1-1	1	0	0	0	1	0	8
Mike Chappell	0-0	0-0	0-0	0-0-0	0	0	0	0	0	0	2
Jason Richardson	1-2	0-0	0-0	2-2-4	4	2	0	0	0	0	13
Aloysius Anagonye	1-1	0-0	0-0	0-0-0	2	2	1	1	0	0	6
Adam Ballinger	0-0	0-0	0-0	0-0-0	1	0	0	1	0	0	8
Team				2-2-4							
TOTALS	26-47	8-15	13-20	10-20-30	15	73	16	9	1	4	200

UTAH	FG-FGA	3FG	FT-FTA	O-D-R	PF	TP	A	TO	BS	S	MIN
Hanno Mottola, f	5-10	0-2	6-6	1-4-5	4	16	1	3	1	0	34
Alex Jensen, f	5-7	2-4	1-5	2-3-5	4	13	1	1	0	0	36
Phil Cullen, c	3-7	2-6	0-0	0-2-2	2	8	3	1	0	1	25
Tony Harvey, g	7-16	1-6	0-1	0-3-3	2	15	6	1	0	2	38
Jeff Johnsen, g	2-3	1-2	0-0	1-2-3	5	2	2	3	0	1	33
Gary Colbert	0-0	0-0	0-0	0-1-1	0	0	2	0	0	0	13
Mike Puzey	0-1	0-0	0-0	0-0-0	3	0	1	0	0	0	6
Nate Althoff	2-2	0-0	0-0	1-1-2	1	4	0	0	0	0	15
Team				0-0-0							
TOTALS	24-46	6-20	7-12	5-16-21	18	61	16	9	1	4	200

Halftime: Utah 35-32

Officials: Gerald Boudreaux, Mike Thibodeaux, Tom Lopes

Attendance: 13,374



MICHIGAN STATE HAD GREAT FAN SUPPORT ON THE ROAD TO THE FINAL FOUR, INCLUDING IN THE FIRST AND SECOND ROUNDS IN CLEVELAND.

#1 MICHIGAN ST. 75 - #4 SYRACUSE 58

March 23, 2000 - Auburn Hills, Mich.

MICHIGAN STATE	FG-FGA	3FG	FT-FTA	O-D-R	PF	TP	A	TO	BS	S	MIN
Andre Hutson, c	5-7	0-0	1-4	2-3-5	2	11	1	3	0	1	34
Morris Peterson, f	6-10	5-9	4-4	1-2-3	2	21	2	1	1	0	34
A.J. Granger, f	7-11	2-4	3-3	2-2-4	1	19	3	0	2	0	33
Mateen Cleaves, g	4-12	2-6	0-0	0-1-1	1	10	7	3	0	1	38
Charlie Bell, g	3-7	2-4	4-4	1-5-6	1	12	4	2	0	1	29
David Thomas	0-0	0-0	0-0	0-1-1	0	0	0	1	0	0	2
Mike Chappell	0-1	0-0	1-2	1-3-4	2	1	0	0	0	0	15
Jason Richardson	0-1	0-0	0-0	0-3-3	0	0	0	0	0	0	11
Aloysius Anagonye	0-0	0-0	1-2	1-0-1	4	1	0	0	0	0	4
Team				0-2-2							
TOTALS	25-49	11-23	14-19	8-22-30	13	75	17	10	3	3	200

SYRACUSE	FG-FGA	3FG	FT-FTA	O-D-R	PF	TP	A	TO	BS	S	MIN
Damone Brown, f	4-8	0-0	0-0	2-3-5	3	8	0	0	0	0	26
Ryan Blackwell, f	4-13	0-1	1-3	3-3-6	3	9	4	1	0	0	37
Etan Thomas, c	3-3	0-0	1-2	1-5-6	4	7	0	3	2	0	37
Tony Bland, g	1-1	1-1	0-0	0-0-0	0	3	0	0	0	0	8
Jason Hart, g	5-11	1-4	0-0	0-3-3	4	11	10	4	0	3	40
Preston Shumpert	2-6	2-5	0-0	0-2-2	2	6	0	1	0	1	20
Allen Griffin	5-10	0-1	4-4	0-1-1	3	14	1	2	0	1	32
Team				1-3-4							
TOTALS	24-52	4-12	6-9	7-20-27	19	58	15	11	2	5	200

Halftime: Syracuse 34-24

Officials: Scott Thornley, Bob Sitov, Rick Hartzell

Attendance: 21,214

#1 MICHIGAN ST. 75 - #2 IOWA ST. 64

March 25, 2000 - Auburn Hills, Mich.

MICHIGAN STATE	FG-FGA	3FG	FT-FTA	O-D-R	PF	TP	A	TO	BS	S	MIN
Andre Hutson, c	6-9	0-0	5-5	2-9-11	4	17	2	1	0	0	24
Morris Peterson, f	5-13	1-3	7-7	3-4-7	3	18	0	1	1	1	36
A.J. Granger, f	5-8	2-4	6-6	0-0-0	2	18	2	0	0	0	37
Mateen Cleaves, g	4-12	1-4	1-2	0-1-1	4	10	2	5	2	2	35
Charlie Bell, g	3-11	1-6	2-2	0-5-5	4	9	2	1	0	3	27
Brandon Smith	0-0	0-0	0-0	0-0-0	0	0	0	0	0	0	0
David Thomas	0-0	0-0	0-0	0-0-0	1	0	0	0	0	0	4
Mat Ishbia	0-0	0-0	0-0	0-0-0	0	0	0	0	0	0	0
Mike Chappell	1-2	0-1	0-0	0-0-0	1	2	1	0	0	0	15
Jason Richardson	0-1	0-1	0-0	1-1-2	1	0	0	0	0	0	13
Aloysius Anagonye	0-0	0-0	1-2	1-0-1	4	1	0	0	0	0	8
Adam Ballinger	0-0	0-0	0-0	0-0-0	0	0	0	0	0	0	1
Team				0-0-0							
TOTALS	24-56	5-19	22-24	7-20-27	24	75	9	8	3	6	200

IOWA STATE	FG-FGA	3FG	FT-FTA	O-D-R	PF	TP	A	TO	BS	S	MIN
Kantrail Horton, f	1-5	0-3	4-4	0-6-6	2	6	2	3	0	0	32
Stevie Johnson, f	1-1	0-0	0-1	2-3-5	0	2	0	2	0	0	29
Marcus Fizer, c	6-15	1-6	2-2	0-4-4	4	15	1	3	0	0	36
Jamaal Tinsley, g	5-13	3-8	5-7	1-2-3	4	18	2	5	3	0	34
Michael Nurse, g	5-11	5-9	2-2	0-4-4	5	17	1	3	0	0	40
Brandon Hawkins	1-2	0-0	0-0	3-4-7	2	2	0	1	0	1	13
Paul Shirley	1-3	0-0	2-2	3-1-4	5	4	2	2	0	0	16
Team				3-2-5							
TOTALS	20-50	9-26	15-18	12-26-38	24	64	8	19	3	1	200

Halftime: Iowa State 34-31

Officials: Curtis Shaw, Frank Basone, Lonnie Dixon

Attendance: 21,214



THE SPARTANS CELEBRATE A RETURN TRIP TO THE FINAL FOUR.

NCAA TOURNAMENT FINAL FOUR • APRIL 4 & 6, 2009

#1 MICHIGAN ST. 53 - #8 WISCONSIN 41

April 1, 2000 - Indianapolis, Ind.

MICHIGAN STATE	FG-FGA	3FG	FT-FTA	O-D-R	PF	TP	A	TO	BS	S	MIN
Andre Hutson, c	3-7	0-0	4-5	6-4-10	2	10	0	3	0	0	32
Morris Peterson, f	7-15	2-8	4-4	3-4-7	3	20	0	1	0	1	33
A.J. Granger, f	0-3	0-1	1-2	1-6-7	4	1	1	3	0	0	32
Mateen Cleaves, g	1-7	0-0	9-11	0-4-4	3	11	1	4	0	2	36
Charlie Bell, g	2-9	0-3	0-0	2-6-8	2	4	2	2	0	0	30
Jason Richardson	0-0	0-0	0-0	0-0-0	1	0	0	0	0	0	10
David Thomas	0-0	0-0	0-0	0-0-0	0	0	0	0	0	0	3
Mike Chappell	2-4	0-2	1-1	0-0-0	1	5	0	0	2	0	9
Aloysius Anagonye	1-1	0-0	0-0	1-1-2	2	2	0	1	0	0	12
Adam Ballinger	0-0	0-0	0-0	0-1-1	0	0	0	0	1	0	3
Team				1-2-3							
TOTALS	16-46	2-14	19-23	14-28-42	18	53	4	14	3	3	200

WISCONSIN	FG-FGA	3FG	FT-FTA	O-D-R	PF	TP	A	TO	BS	S	MIN
Andy Kowske, f	1-2	0-0	0-2	0-0-0	4	2	0	0	4	0	20
Mike Kelley, f	1-2	0-1	0-0	0-7-7	3	2	3	0	0	2	30
Mark Vershaw, c	2-11	0-1	1-1	1-1-2	3	5	3	1	0	0	31
Jon Bryant, g	1-5	0-3	0-0	0-1-1	3	2	1	2	0	0	27
Roy Boone, g	6-9	1-1	5-6	1-2-3	2	18	0	5	0	0	25
Charlie Wills	1-4	0-1	0-0	0-1-1	2	2	0	0	0	0	19
Duany Duany	0-2	0-1	0-0	0-0-0	0	0	0	1	0	0	11
Maurice Linton	0-4	0-1	0-0	0-1-1	0	0	0	2	0	0	10
Travon Davis	1-1	1-1	1-2	0-2-2	2	4	1	0	0	0	10
Kirk Penney	2-3	2-3	0-0	0-2-2	0	6	0	0	0	0	14
Erik Faust	0-0	0-0	0-0	0-0-0	0	0	0	0	0	0	1
Robert Smith	0-0	0-0	0-0	0-0-0	0	0	0	0	0	0	1
Julian Swartz	0-0	0-0	0-0	0-0-0	0	0	0	0	0	0	1
Team				0-1-1							
TOTALS	15-43	4-13	7-11	2-18-20	19	41	8	11	4	2	200

Halftime: Michigan State 19-17

Officials: John Clougherty, Andre Patillo, Tim Higgins

Attendance: 43,116

#1 MICHIGAN ST. 89 - #5 FLORIDA 76

April 3, 2000 - Indianapolis, Ind.

MICHIGAN STATE	FG-FGA	3FG	FT-FTA	O-D-R	PF	TP	A	TO	BS	S	MIN
Andre Hutson, c	2-4	0-0	2-2	0-1-1	4	6	3	1	0	0	23
Morris Peterson, f	7-14	3-8	4-6	1-1-2	3	21	5	3	0	1	32
A.J. Granger, f	7-11	3-5	2-2	2-7-9	2	19	1	2	0	0	34
Mateen Cleaves, g	7-11	3-4	1-1	0-2-2	1	18	4	2	0	0	31
Charlie Bell, g	3-6	1-2	2-3	3-5-8	2	9	5	2	0	2	33
Jason Richardson	4-7	0-0	1-2	1-1-2	1	9	0	0	0	1	16
Aloysius Anagonye	0-0	0-0	0-0	2-1-2	4	0	0	2	1	0	12
Mike Chappell	2-4	1-3	0-0	1-0-1	0	5	0	1	0	1	7
Adam Ballinger	1-1	0-0	0-0	0-0-0	2	2	0	0	0	0	7
David Thomas	0-0	0-0	0-0	1-0-1	1	0	1	1	0	0	5
Brandon Smith	0-0	0-0	0-0	0-0-0	0	0	0	0	0	0	0
Steve Cherry	0-0	0-0	0-0	0-0-0	0	0	0	0	0	0	0
Mat Ishbia	0-1	0-0	0-0	0-0-0	0	0	0	0	0	0	0
Team				1-2-3							
TOTALS	33-59	11-22	12-16	12-20-32	20	89	19	14	1	5	200

FLORIDA	FG-FGA	3FG	FT-FTA	O-D-R	PF	TP	A	TO	BS	S	MIN
Brent Wright, f	5-8	0-1	3-5	4-6-10	4	13	4	1	0	1	29
Mike Miller, f	2-5	1-2	5-6	1-2-3	0	10	2	2	0	0	31
Udonis Haslem, c	10-12	0-0	7-7	2-0-2	4	27	0	3	1	0	28
Teddy Dupay, g	0-4	0-2	0-0	0-0-0	2	0	1	0	0	0	15
Justin Hamilton, g	0-1	0-1	0-0	0-0-0	1	0	0	0	0	0	14
Brett Nelson	4-10	3-6	0-0	1-3-4	1	11	3	3	0	2	26
Matt Bonner	0-3	0-2	0-0	1-2-3	1	0	0	0	0	0	7
Kenyan Weaks	1-3	1-1	0-0	1-0-1	2	3	1	1	0	2	22
Donnell Harvey	3-11	0-0	3-4	4-2-6	2	9	0	2	1	0	16
Major Parker	1-3	1-3	0-0	0-0-0	2	3	2	1	0	0	12
Team				1-0-1							
TOTALS	26-60	6-18	18-22	15-15-30	19	76	13	13	2	5	200

Halftime: Michigan State 43-32

Officials: James Burr, Gerald Boudreaux, David Hall

Attendance: 43,116



TOPPHOTO:ATEARFULMATEENCLEAVESANDTOMIZZOEMBRACETOWATCH"ONESHINING MOMENT" ON THE BIG SCREENS AT THE RCA DOME.

BOTTOMPHOTO:TOMIZZOACCEPTSTHENCAANATIONALCHAMPIONSHIPTROPHY.

2001 BOX SCORES

The defending NCAA Champions, Michigan State entered the 2001 NCAA Tournament as a No. 1 seed for the third straight season. The Spartans were missing 58 points from the 2000 title game, but did boast five seniors, including Charlie Bell and Andre Hutson, who earned postseason honors as juniors. MSU easily defeated Alabama State, 69-35, in the first round before handing Fresno State an 81-65 defeat to advance to the Sweet Sixteen for a fourth straight year. In the Regional Semifinal, MSU took on No. 12 Gonzaga. The Bulldogs had a low seed, yet they were also making their third straight Sweet Sixteen appearance with a tournament-tested team. Michigan State led by just five points at the break and fell behind early in the second half, but Bell scored 21 points as the Spartans eventually pulled away. In the Regional Final, State faced another surprise team in 11th-seeded Temple. The Spartans held a three-point lead at the half, and although they could never pull away, they managed to stay in front, thanks in part to a career-high 19 points from David Thomas. For his efforts, Thomas was named to the All-Regional team, where he joined All-South Regional Most Outstanding Player, Charlie Bell. With a 69-62 victory, MSU's NCAA Tournament record of nine straight victories by double figures was snapped, but the Spartans did become the ninth team to appear in three straight Final Fours and only the third since the field was expanded to 64 teams in 1985. Suddenly, thoughts of a repeat NCAA Champion appeared more realistic. Unfortunately, MSU ran into a hot Arizona squad in Minneapolis. The Wildcats led by just two points at the half, but outscored the Spartans, 48-31, in the second half en route to an 80-61 victory.

NCAA TOURNAMENT FINAL FOUR • APRIL 4 & 6, 2009

#1 MICHIGAN ST. 69 - #16 ALABAMA ST. 35

March 16, 2001 - Memphis, Tenn.

MICHIGAN STATE	FG-FGA	3FG	FT-FTA	O-D-R	PF	TP	A	TO	BS	S	MIN
David Thomas, f	3-6	0-1	0-0	0-2-2	2	6	1	0	0	0	19
Andre Hutson, f	7-7	0-0	1-1	5-6-11	2	15	0	0	0	2	27
Aloysius Anagnonye, f	1-2	0-0	1-4	2-2-4	3	3	0	2	1	0	13
Charlie Bell, g	3-8	0-4	1-2	0-3-3	0	7	5	3	0	3	27
Jason Richardson, g	6-10	2-4	0-0	2-5-7	1	14	3	3	0	2	25
Marcus Taylor	2-5	0-0	2-2	0-1-1	0	6	3	4	0	0	23
Adam Wolfe	0-2	0-1	0-0	0-0-0	0	0	0	0	0	0	3
Brandon Smith	0-1	0-1	0-0	1-0-1	0	0	0	0	0	0	3
Mat Ishbia	0-2	0-1	0-0	0-2-2	0	0	0	0	0	0	3
Mike Chappell	1-5	0-3	0-0	1-6-7	0	2	0	1	1	2	17
Jason Andreas	0-1	0-0	0-0	1-0-1	1	0	0	0	0	0	3
Zach Randolph	2-4	0-0	8-8	2-3-5	2	12	0	1	1	0	23
Adam Ballinger	2-3	0-0	0-0	0-3-3	2	4	0	0	0	0	14
Team				0-1-1							
TOTALS	27-56	2-1	13-17	14-34-48	13	69	12	14	3	9	200

ALABAMA STATE	FG-FGA	3FG	FT-FTA	O-D-R	PF	TP	A	TO	BS	S	MIN
Keith Gamble, f	3-10	1-6	0-0	2-3-5	2	7	0	0	0	2	29
Tyrone Levett, f	6-13	2-6	3-3	1-1-2	2	17	0	4	0	0	32
Alvin Pettway, c	3-4	0-0	0-2	1-2-3	5	6	1	3	1	0	18
Tobarie Burton, g	1-9	0-5	0-0	0-2-2	4	2	5	2	0	0	34
Joey Ball, g	0-5	0-2	0-0	2-1-3	0	0	0	2	1	1	34
Malcolm Campbell	1-5	1-4	0-0	0-0-0	0	3	0	0	0	0	10
Dupree McKenzie	0-1	0-0	0-0	0-1-1	0	0	0	0	0	0	7
Leonard Hooks	0-1	0-0	0-0	0-2-2	0	0	0	1	0	0	6
Xavier Oliver	0-3	0-0	0-0	1-2-3	1	0	0	0	0	0	8
Angel Branch	0-1	0-0	0-0	1-0-1	1	0	0	2	0	1	9
Michael Green	0-4	0-0	0-0	0-2-2	2	0	0	2	0	0	13
Team				1-1-2							
TOTALS	14-56	4-23	3-5	9-17-26	17	35	6	16	2	4	200

Halftime: Michigan State 29-25

Officials: John Hughes, Karl Hess, Rich Sanfillipo

Attendance: 8,602

#1 MICHIGAN ST. 81 - #9 FRESNO ST. 65

March 18, 2001 - Memphis, Tenn.

MICHIGAN STATE	FG-FGA	3FG	FT-FTA	O-D-R	PF	TP	A	TO	BS	S	MIN
David Thomas, f	5-8	0-0	0-0	6-8-14	2	10	2	3	1	0	27
Aloysius Anagnonye, f	5-7	0-0	3-4	4-2-6	3	13	1	1	1	0	20
Andre Hutson, f	5-7	0-0	2-3	2-6-8	2	12	5	1	0	0	33
Charlie Bell, g	6-16	1-4	0-0	2-4-6	1	13	3	7	0	0	34
Jason Richardson, g	3-11	0-3	3-3	1-5-6	3	9	1	2	2	2	26
Marcus Taylor	4-8	1-2	2-2	0-1-1	3	11	1	1	0	0	23
Mike Chappell	3-4	1-1	0-0	0-1-1	3	7	0	0	0	0	12
Zach Randolph	3-6	0-0	0-1	2-1-2	2	6	2	1	1	0	19
Adam Ballinger	0-0	0-0	0-0	0-0-0	0	0	0	0	0	0	6
Team				1-2-3							
TOTALS	34-67	3-10	10-13	18-30-48	19	81	81	15	16	5	200

FRESNO STATE	FG-FGA	3FG	FT-FTA	O-D-R	PF	TP	A	TO	BS	S	MIN
Chris Jeffries, f	4-13	1-3	4-6	1-4-5	1	13	2	0	1	1	34
Shannon Swillis, f	3-8	0-1	1-2	4-2-6	2	7	0	0	2	2	35
Melvin Ely, c	8-13	0-0	1-2	4-2-6	4	17	1	2	0	0	27
Tito Maddox, g	4-16	0-2	3-4	1-5-6	1	11	6	3	0	1	37
Demetrius Porter, g	1-8	0-5	4-5	2-1-6	4	6	1	2	0	1	29
Damon Jackson	2-4	1-2	0-0	1-1-2	1	5	0	0	0	0	7
Noel Felix	1-2	0-1	2-2	0-0-0	1	4	0	0	0	0	9
Travis Demanby	0-2	0-2	0-0	0-0-0	0	0	1	0	0	0	13
Mustafa Al-Sayyad	1-2	0-0	0-0	1-2-3	2	2	0	0	0	0	9
Team				1-0-1							
TOTALS	24-68	2-16	15-21	15-17-32	16	65	11	7	3	5	200

Halftime: Michigan State 37-30

Officials: Tom Lopes, Karl Hess, Rick Hartzell

Attendance: 10,719



DAVID THOMAS SCORED 19 POINTS VS. TEMPLE IN THE 2001 SOUTH REGION FINAL.



JASON RICHARDSON'S EMPHATIC JUMP PUT THE EXCLAMATION POINT ON MSU'S VICTORY OVER FRESNO STATE.

#1 MICHIGAN ST. 77 - #12 GONZAGA 62

March 23, 2001 - Atlanta, Ga.

MICHIGAN STATE	FG-FGA	3FG	FT-FTA	O-D-R	PF	TP	A	TO	BS	S	MIN
Aloysius Anagnonye, f	0-2	0-0	0-0	1-2-3	4	0	0	0	1	0	17
Andre Hutson, f	8-11	0-0	3-4	14-6-0	2	19	3	1	1	1	29
David Thomas, f	0-4	0-0	0-0	2-3-5	3	0	3	1	0	0	18
Jason Richardson, g	5-13	2-6	0-1	2-5-7	2	12	3	1	2	4	34
Charlie Bell, g	5-12	3-8	8-10	14-6-0	1	21	3	2	1	1	35
Marcus Taylor	3-9	0-4	0-0	0-0-0	1	6	5	2	0	1	23
Mike Chappell	2-3	1-2	0-0	2-4-6	2	5	2	1	0	0	11
Jason Andreas	0-1	0-0	0-0	1-0-1	0	0	0	0	0	0	4
Zach Randolph	4-8	0-0	2-4	1-4-5	1	10	0	1	1	0	19
Adam Ballinger	2-2	0-0	0-0	0-0-0	1	4	0	0	2	0	10
Team				1-1-2							
TOTALS	29-65	6-20	13-15	18-31-49	17	77	19	9	8	7	200

GONZAGA	FG-FGA	3FG	FT-FTA	O-D-R	PF	TP	A	TO	BS	S	MIN
Mark Spink, f	4-7	0-0	2-2	1-4-5	2	10	1	1	0	1	24
Casey Calvary, f	6-15	2-2	3-5	3-8-11	1	17	3	1	2	0	38
Zach Gourde, c	1-2	0-0	2-2	0-2-2	4	4	0	1	0	1	18
Blake Stepp, g	3-11	2-10	0-0	0-3-3	2	8	2	0	0	2	37
Dan Dickau, g	6-17	5-9	2-3	2-2-4	4	19	2	5	0	0	40
Germaine Forbes	0-0	0-0	0-0	0-0-0	0	0	0	0	0	0	5
Alex Hernandez	0-1	0-0	0-0	0-0-0	3	0	0	1	0	0	13
Jimmy Tricco	0-0	0-0	0-0	0-0-0	0	0	0	0	0	0	1
Kyle Blankhead	0-0	0-0	0-0	0-0-0	0	0	0	0	0	0	3
Anthony Reason	1-3	0-1	0-1	0-0-0	2	2	5	0	0	1	12
Cory Violette	1-2	0-0	0-0	1-1-2	2	2	0	1	0	0	8
Jay Sherrill	0-0	0-0	0-0	0-1-1	0	0	0	0	0	0	1
Team				0-1-1							
TOTALS	22-58	9-22	9-13	7-22-29	20	62	13	10	2	5	200

Halftime: Michigan State 37-32

Officials: Tom Lopes, Larry Rose, Olandis Poole

Attendance: 26,873

#1 MICHIGAN ST. 69 - #11 TEMPLE 62

March 25, 2001 - Atlanta, Ga.


MICHIGAN STATE	FG-FGA	3FG	FT-FTA	O-D-R	PF	TP	A	TO	BS	S	MIN
David Thomas, f	8-10	1-2	2-3	4-3-7	1	19	2	0	0	2	30
Aloysius Anagnonye, f	1-1	0-0	0-0	0-1-1	5	2	2	1	1	0	19
Andre Hutson, f	2-5	0-0	7-10	12-8-0	3	11	4	0	1	0	34
Charlie Bell, g	6-14	2-7	0-0	0-4-4	2	14	3	3	0	1	36
Jason Richardson, g	4-11	1-3	2-3	0-2-2	1	11	2	3	0	0	31
Marcus Taylor	2-5	0-0	0-0	0-1-1	1	4	3	0	0	0	17
Mike Chappell	0-3	0-3	0-0	0-0-0	0	0	0	1	0	0	7
Zach Randolph	3-5	0-0	2-6	15-9-4	2	8	3	2	0	0	24
Adam Ballinger	0-0	0-0	0-0	0-0-0	0	0	0	0	0	0	2
Team				3-1-4							
TOTALS	26-54	4-15	13-22	14-29-43	15	69	19	11	2	3	200

TEMPLE	FG-FGA	3FG	FT-FTA	O-D-R	PF	TP	A	TO	BS	S	MIN
Alex Wesby, f	3-6	2-5	1-1	2-4-6	5	9	0	0	0	0	34
David Hawkins, f	1-7	0-4	2-2	1-1-2	3	4	0	1	0	1	29
Kevin Lyde, c	10-15	0-0	1-3	3-5-8	4	21	1	0	1	0	40
Lynn Greer, g	7-21	2-7	6-7	0-0-0	2	22	3	1	0	2	40
Quincy Wadley, g	2-12	0-7	0-0	1-3-4	3	4	2	2	0	1	40
Greg Jefferson	0-0	0-0	0-0	0-0-0	1	0	0	0	0	1	7
Ron Rollerson	1-2	0-0	0-0	3-2-5	0	2	0	0	0	0	10
Rouldra Thomas	0-0	0-0	0-0	0-0-0	0	0	0	0	0	0	0
Team				1-1-2							
TOTALS	24-63	4-23	10-13	11-16-27	18	62	6	4	1	5	200

Halftime: Michigan State 30-27

Officials: James Burr, Andre Patillo, Mark Whitehead

Attendance: 25,995



AFTER DEFEATING TEMPLE, THE SPARTANS CELEBRATED DURING A CBS INTERVIEW.

#2 ARIZONA 80 - #1 MICHIGAN ST. 61

March 31, 2001 - Minneapolis, Minn.


MICHIGAN STATE	FG-FGA	3FG	FT-FTA	O-D-R	PF	TP	A	TO	BS	S	MIN
David Thomas, f	4-6	0-0	0-0	4-1-5	1	8	2	3	0	1	20
Aloysius Anagnonye, f	0-1	0-0	0-0	1-1-2	4	0	0	0	0	0	8
Andre Hutson, f	9-14	0-0	2-2	2-3-5	2	20	0	2	2	0	37
Charlie Bell, g	1-10	0-6	1-1	11-9-0	1	3	3	5	0	0	36
Jason Richardson, g	2-11	1-4	1-2	1-6-7	2	6	2	2	0	0	28
Marcus Taylor	3-9	1-4	1-2	0-1-1	3	8	2	2	0	1	20
Adam Ballinger	1-1	0-0	0-1	1-1-2	0	2	0	0	1	0	9
Zach Randolph	5-8	0-0	2-4	4-1-5	3	12	0	1	0	0	24
Mike Chappell	0-0	0-0	2-2	0-0-0	1	2	2	0	0	0	12
Brandon Smith	0-0	0-0	0-0	0-0-0	1	0	0	0	0	0	3
Adam Wolfe	0-0	0-0	0-0	0-0-0	0	0	0	0	0	0	1
Jason Andreas	0-0	0-0	0-0	0-0-0	0	0	0	0	0	0	1
Mat Ishbia	0-1	0-0	0-0	0-0-0	0	0	0	0	0	0	1
Team				2-1-3							
TOTALS	25-61	2-14	9-14	16-24-40	18	61	11	15	3	2	200

ARIZONA	FG-FGA	3FG	FT-FTA	O-D-R	PF	TP	A	TO	BS	S	MIN
Michael Wright, f	6-10	0-0	1-1	1-2-3	2	13	0	1	1	0	23
Richard Jefferson, f	6-13	3-5	2-4	3-5-8	1	17	2	2	2	2	34
Loren Woods, c	5-13	0-0	1-1	0-8-8	2	11	2	1	3	0	37
Gilbert Arenas, g	4-7	1-2	3-4	1-1-2	2	12	7	1	0	6	27
Jason Gardner, g	6-11	3-7	6-6	0-1-1	1	21	1	1	1	3	38
Eugene Edgeron	3-4	0-0	0-0	3-3-6	1	6	1	0	0	0	17
Luke Walton	0-1	0-0	0-0	0-1-1	0	0	2	2	0	0	16
Justin Wessel	0-0	0-0	0-0	0-0-0	1	0	0	0	0	1	3
Lamont Frazier	0-1	0-0	0-0	0-0-0	1	0	0	0	0	0	4
Travis Hanour	0-0	0-0	0-0	0-0-0	0	0	0	0	0	0	1
Team				4							
TOTALS	30-60	7-14	13-16	8-25-33	11	80	15	8	7	12	200

Halftime: Arizona 32-30

Officials: Tim Higgins, Tony Greene, Bob Donato

Attendance: 45,406.



CHARLIE BELL WAS NAMED MOST OUTSTANDING PLAYER OF THE SOUTH REGIONAL, LEADING MSU TO THE 2001 FINAL FOUR.

2002 BOX SCORES

For the first time since 1985, Michigan State entered the NCAA Tournament as a No. 10 seed, facing North Carolina State in the first round. Both teams had some offensive struggles in the first half, but MSU finished on an 8-0 run to take a 30-18 lead into the break. The second half proved to be a different story as the Wolfpack shot 67 percent (12-of-18) from the field and scored 25 more points from the foul line, quickly erasing their deficit and building a comfortable lead of their own on their way to a 69-58 victory.

#7 N. CAROLINA ST. 69 - #10 MICHIGAN ST. 58

March 15, 2002 - Washington, D.C.

MICHIGAN STATE	FG-FGA	3FG	FT-FTA	O-D-R	PF	TP	A	TO	BS	S	MIN
Aloysius Anagnonye, f	1-2	0-0	0-0	1-6-7	2	2	0	3	1	2	34
Adam Ballinger, f	2-6	0-1	2-2	0-1-1	4	6	0	0	0	0	28
Marcus Taylor, g	5-22	3-13	5-5	1-2-3	4	18	6	0	0	1	37
Alan Anderson, g	1-1	0-0	3-3	1-1-2	5	5	0	5	0	0	13
Kelvin Torbert, g	1-5	0-0	0-0	3-4-7	3	2	1	3	0	0	28
Chris Hill	5-11	4-9	7-8	1-0-1	4	21	1	3	0	1	34
Mat Ishbia	0-0	0-0	0-0	0-0-0	1	0	0	0	0	0	1
Tim Bograkovs	1-4	0-0	0-0	4-0-4	4	2	0	0	0	0	14
Jason Andreas	1-2	0-0	0-0	0-3-3	1	2	0	1	1	0	11
Team				1-4-5							
TOTALS	17-53	7-23	17-18	12-21-33	28	58	8	16	2	4	200

NORTH CAROLINA ST.	FG-FGA	3FG	FT-FTA	O-D-R	PF	TP	A	TO	BS	S	MIN
Josh Powell, f	1-3	0-0	1-1	0-0-0	1	3	1	1	0	0	8
Marcus Melvin, f	0-2	0-0	5-6	2-3-5	3	5	1	0	0	2	36
Anthony Grundy, g	5-10	0-2	6-6	0-6-6	4	16	1	0	0	2	24
Archie Miller, g	2-5	1-2	3-4	0-1-1	3	8	2	2	0	3	34
Julius Hodge, g	5-8	0-0	6-8	1-2-3	2	16	1	4	0	0	36
Ilian Evtimov	4-10	1-4	3-3	0-2-2	3	12	2	2	1	0	33
Scooter Sherrill	0-0	0-0	4-4	1-2-3	1	4	1	1	0	0	11
Clifford Crawford	1-4	0-1	3-4	0-2-2	0	5	0	0	0	0	15
Jordan Collins	0-0	0-0	0-0	0-0-0	1	0	0	0	0	0	3
Team				0-6-6							
TOTALS	18-42	2-9	31-36	4-24-28	18	69	9	10	1	7	200

Halftime: Michigan State 30-18

Officials: Tony Greene, George Harry, James Haney

Attendance: 17,725

2003 BOX SCORES

In the first round, Michigan State made quick work of Colorado in a 79-64 victory, scoring a season-high 44 first-half points. In the second round, MSU shocked the home-state and No. 2 seed Florida Gators with a 68-46 thumping. Freshman Maurice Ager scored a season-high 16 points as a suffocating defense held the run-and-gun Gators to their lowest point total in seven years. In the Sweet Sixteen, MSU jumped on top of the Terrapins early and built a 14-point lead in the second half, only to watch Maryland reclaim the lead. Down the stretch, freshman Paul Davis scored MSU's last six points, including a game-tying two-handed dunk and a game-winning bank shot with 4.7 seconds left, advancing State to its fourth Elite Eight in five years, becoming just the third school in basketball history to accomplish that feat since the tournament expanded to 64 teams in 1985. MSU's magic ran out in the regional final against top-seeded Texas, falling 85-76. Freshmen Davis and Erazem Lorbek were named to the All-South Region Team.

NCAA TOURNAMENT FINAL FOUR • APRIL 4 & 6, 2009

#7 MICHIGAN ST. 79 - #10 COLORADO 64

March 21, 2003 - Tampa, Fla.

MICHIGAN STATE	FG-FGA	3FG	FT-FTA	O-D-R	PF	TP	A	TO	BS	S	MIN
Alan Anderson, f	4-9	0-0	6-6	4-0-4	1	14	7	2	0	1	34
Erazem Lorbek, f	8-15	1-1	0-0	1-4-5	3	17	0	0	1	2	30
Aloysius Anagnonye, c	1-3	0-0	4-4	1-6-7	2	6	1	1	0	0	23
Chris Hill, g	4-10	4-9	3-4	0-4-4	0	15	2	2	0	1	34
Kelvin Torbert, g	2-6	0-0	0-2	1-3-4	4	4	3	1	0	0	35
Rashi Johnson	0-0	0-0	2-2	0-2-2	0	2	1	2	0	0	8
Maurice Ager	2-4	1-2	1-1	0-3-3	2	6	0	2	0	0	10
Paul Davis	3-7	0-0	4-6	1-3-4	4	10	1	0	0	0	15
Jason Andreas	0-0	0-0	0-0	0-0-0	0	0	0	0	0	0	4
Adam Ballinger	2-2	1-1	0-0	0-2-2	2	5	1	0	0	1	7
Team				2-1-3							
TOTALS	26-56	7-13	20-25	10-28-38	18	79	16	11	1	5	200

COLORADO	FG-FGA	3FG	FT-FTA	O-D-R	PF	TP	A	TO	BS	S	MIN
Stephane Pelle, f	3-11	0-0	1-2	1-5-6	1	7	0	0	0	2	28
Blair Wilson, f	5-10	3-5	0-0	1-2-3	3	13	2	1	0	2	32
David Harrison, c	5-9	0-0	3-7	3-3-6	3	13	0	1	7	0	34
Michel Morandais, g	7-14	1-3	0-0	2-6-8	4	15	3	3	1	1	33
Antoine McGee, g	2-4	0-1	0-0	0-0-0	2	4	1	1	0	0	18
Glenn Eddy	1-3	0-1	0-0	1-1-2	1	2	0	1	0	0	11
James Wright	0-2	0-2	0-0	0-0-0	2	0	2	4	0	0	19
Chris Copeland	2-5	1-2	1-2	1-3-4	0	6	0	2	0	0	14
Lamar Harris	1-2	0-0	2-6	1-3-4	3	4	1	0	0	1	11
Team				2-0-2							
TOTALS	26-60	5-14	7-17	12-23-35	19	64	9	13	8	6	200

Halftime: Michigan State 44-29

Officials: Tony Greene, George Harry, Joseph Lindsay

Attendance: 20,224.

#7 MICHIGAN ST. 68 - #2 FLORIDA 46

March 23, 2003 - Tampa, Fla.

MICHIGAN STATE	FG-FGA	3FG	FT-FTA	O-D-R	PF	TP	A	TO	BS	S	MIN
Alan Anderson, f	1-3	0-0	5-7	1-3-4	2	7	5	3	0	0	34
Erazem Lorbek, f	4-7	2-5	2-4	2-5-7	4	12	1	1	0	1	27
Aloysius Anagnonye, c	3-3	0-0	0-0	0-1-1	5	6	0	2	0	1	16
Chris Hill, g	5-8	2-5	0-0	0-3-3	2	12	3	0	0	0	31
Kelvin Torbert, g	2-8	0-1	3-4	2-0-2	2	7	4	1	0	1	29
Adam Wolfe	0-0	0-0	0-0	0-0-0	0	0	0	0	0	0	1
Rashi Johnson	0-0	0-0	0-0	0-1-1	0	0	0	0	0	0	3
Maurice Ager	6-9	2-5	2-2	0-1-1	0	16	1	0	0	0	20
Tim Bograkovs	0-0	0-0	0-0	0-0-0	1	0	0	0	0	0	2
Paul Davis	4-5	0-0	0-1	1-4-5	1	8	0	1	0	2	24
Jason Andreas	0-0	0-0	0-0	0-0-0	1	0	0	1	0	0	3
Brian Westrick	0-1	0-0	0-0	0-0-0	0	0	0	0	0	0	1
Adam Ballinger	0-1	0-0	0-0	2-1-3	0	0	1	0	0	0	9
Team				1-2-3							
TOTALS	25-45	6-16	12-18	9-21-30	18	68	15	10	0	5	200

FLORIDA	FG-FGA	3FG	FT-FTA	O-D-R	PF	TP	A	TO	BS	S	MIN
Matt Bonner, f	2-9	2-6	0-1	1-5-6	4	6	1	3	0	0	35
Matt Walsh, f	2-6	1-3	0-0	1-1-2	2	5	3	1	0	0	23
David Lee, c	5-8	0-0	6-7	2-2-4	4	16	2	4	0	1	32
Anthony Roberson, g	0-6	0-6	0-0	0-0-0	1	0	2	2	0	0	23
Justin Hamilton, g	5-7	2-2	0-0	0-1-1	2	12	0	1	0	1	36
Mario Boggan	0-0	0-0	0-0	0-0-0	0	0	0	0	0	0	1
Adrian Moss	1-1	0-0	0-0	1-2-3	3	2	0	0	1	0	7
Chris Capko	0-0	0-0	0-0	0-0-0	0	0	0	0	0	0	1
Brett Nelson	0-4	0-4	0-0	0-0-0	1	0	0	0	0	0	16
Christian Drejer	0-0	0-0	3-4	0-1-1	2	3	0	0	0	0	18
Rashid Al-Kaleem	0-0	0-0	0-0	0-0-0	0	0	0	0	0	0	2
Bonell Colas	1-2	0-0	0-0	2-0-2	1	2	1	3	0	0	6
Team				1-2-3							
TOTALS	16-43	5-21	9-12	8-14-22	20	46	9	14	1	2	200

Halftime: Michigan State 37-27

Officials: Jim Haney, Curtis Shaw, Joseph Lindsay

Attendance: 21,304

#7 MICHIGAN ST. 60 - #6 MARYLAND 58

March 28, 2003 - San Antonio, Texas

MICHIGAN STATE	FG-FGA	3FG	FT-FTA	O-D-R	PF	TP	A	TO	BS	S	MIN
Alan Anderson, f	4-8	0-0	2-2	0-5-5	2	10	2	4	0	1	29
Aloysius Anagnonye, f	2-4	0-0	0-0	3-5-8	2	4	0	3	0	0	22
Erazem Lorbek, f	1-3	1-2	2-4	0-1-1	5	5	0	0	0	1	16
Chris Hill, g	3-14	2-7	0-0	1-2-3	3	8	5	3	0	1	28
Kelvin Torbert, g	1-6	0-1	0-0	1-1-2	1	2	0	3	1	2	33
Rashi Johnson	0-1	0-1	0-0	0-1-1	0	0	1	1	0	1	9
Maurice Ager	4-8	2-4	0-0	1-3-4	3	10	1	1	0	0	20
Tim Bograkovs	0-0	0-0	0-0	0-0-0	1	0	0	0	0	0	2
Paul Davis	5-7	0-0	3-3	0-5-5	2	13	0	2	1	0	22
Jason Andreas	0-0	0-0	0-0	1-0-1	0	0	0	0	0	0	3
Adam Ballinger	2-5	1-2	3-3	0-1-1	1	8	1	0	1	2	16
Team				4-2-6							
TOTALS	22-56	6-17	10-12	11-26-37	20	60	10	18	3	8	200

MARYLAND	FG-FGA	3FG	FT-FTA	O-D-R	PF	TP	A	TO	BS	S	MIN
Ryan Randle, f	2-10	0-0	2-2	2-2-4	3	6	0	4	0	0	22
Tahj Holden, f	2-7	0-2	4-6	1-8-9	3	8	1	3	3	234	Calvin
McCall, g	2-4	0-1	0-0	1-0-1	2	4	1	0	0	1	21
Drew Nicholas, g	6-14	1-7	5-5	0-2-2	0	18	0	1	0	2	35
Steve Blake, g	3-9	1-5	4-4	2-4-6	2	11	3	5	0	5	36
Jamar Smith	3-6	0-0	1-1	1-4-5	1	7	0	0	1	0	21
Andre Collins	0-1	0-1	0-0	0-1-1	1	0	0	0	0	0	2
Travis Garrison	0-0	0-0	0-0	0-0-0	2	0	0	0	0	0	2
John Gilchrist	2-3	0-0	0-0	1-1-2	0	4	2	2	0	2	21
Nik Caner-Medley	0-0	0-0	0-0	1-1-2	1	0	1	0	0	0	6
Team				0-1-1							
TOTALS	20-54	2-16	16-18	9-24-33	15	58	8	15	4	12	200

Halftime: Michigan State 29-24

Officials: Mike Kitts, Edwin Edsall, Edward Corbett

Attendance: 33,009

#1 TEXAS 85 - #7 MICHIGAN STATE 76

March 30, 2003 - San Antonio, Texas

MICHIGAN STATE	FG-FGA	3FG	FT-FTA	O-D-R	PF	TP	A	TO	BS	S	MIN
Alan Anderson, f	3-6	0-0	3-3	2-2-4	5	9	3	2	1	0	29
Aloysius Anagnonye, f	2-3	0-0	4-5	3-1-4	2	8	2	3	0	0	24
Erazem Lorbek, f	6-11	1-2	1-2	2-7-9	3	14	1	1	0	0	29
Chris Hill, g	3-7	3-6	1-2	0-2-2	4	10	3	4	0	1	29
Kelvin Torbert, g	3-6	2-3	0-0	0-3-3	4	8	0	0	0	0	32
Adam Wolfe	0-0	0-0	0-0	0-0-0	0	0	0	0	0	0	0
Rashi Johnson	0-2	0-1	0-0	0-0-0	2	0	0	0	0	0	5
Maurice Ager	3-7	2-3	2-2	0-2-2	4	10	0	0	0	0	24
Tim Bograkovs	0-0	0-0	0-0	0-1-1	1	0	0	0	0	0	1
Paul Davis	4-9	0-0	7-12	0-7-7	2	15	1	1	1	0	20
Adam Ballinger	1-3	0-1	0-0	1-1-2	1	2	1	1	0	0	7
Team				4-0-4							
TOTALS	25-54	8-16	18-26	12-16-38	28	76	11	12	2	1	200

TEXAS	FG-FGA	3FG	FT-FTA	O-D-R	PF	TP	A	TO	BS	S	MIN
Brandon Mouton, f	4-11	1-3	7-10	0-0-0	1	16	3	1	1	1	33
Brad Buckman, f	3-4	0-0	5-6	2-2-4	3	11	0	1	0	3	18
James Thomas, c	1-2	0-0	3-5	2-5-7	4	5	0	0	1	1	15
T.J. Ford, g	4-12	0-0	11-13	0-1-1	3	19	10	2	0	1	37
Royal Ivey, g	1-3	0-1	1-2	1-5-6	2	3	1	0	0	0	25
Sydmill Harris	4-6	2-4	2-2	0-0-0	2	12	1	0	0	0	18
Deginald Erskin	0-0	0-0	0-0	0-0-0	1	0	0	0	0	0	3
Jason Klotz	2-3	0-0	0-0	1-1-2	2	4	0	0	0	0	14
Terrell Ross	0-0	0-0	0-0	0-0-0	0	0	1	0	1	0	6
Brian Boddicker	6-10	3-6	0-0	1-5-6	4	15	0	0	1	0	31
Team				1-1-2							
TOTALS	25-51	6-14	29-38	8-20-28	22	85	16	4	4	6	200

Halftime: Texas 43-38

Officials: Gerald Boudreaux, Bruce Hicks, Michael Stuart

Attendance: 30,169

2004 BOX SCORES

Michigan State led Nevada by as many as 16 points in the first half and took a nine-point lead into halftime. In the second half, however, the Spartans shot just 32.1 percent from the floor, scoring just 23 second-half points. MSU still led by 10 points with fewer than 10 minutes remaining, but scored just seven points in the final 9:51 of the game as Nevada rallied for a 72-66 win.

NCAA TOURNAMENT FINAL FOUR • APRIL 4 & 6, 2009

#10 NEVADA 72 - #7 MICHIGAN ST. 66

March 18, 2004 - Seattle, Wash.

MICHIGAN STATE	FG-FGA	3FG	FT-FTA	O-D-R	PF	TP	A	TO	BS	S	MIN
Alan Anderson, f	2-5	1-2	5-6	2-2-4	3	10	3	3	0	3	27
Paul Davis, c	5-9	0-0	6-6	1-5-6	5	16	1	3	0	2	26
Shannon Brown, g	1-4	0-0	0-0	0-0-0	2	2	1	0	0	0	11
Chris Hill, g	3-9	1-5	0-0	0-3-3	2	7	4	0	0	1	34
Kelvin Torbert, g	3-6	2-4	2-2	1-1-2	4	10	3	3	0	1	31
Rashi Johnson	0-0	0-0	0-0	0-0-0	0	0	0	0	0	0	1
Maurice Ager	2-10	1-5	1-1	1-4-5	4	6	1	2	0	0	29
Matt Trannon	1-3	0-0	1-3	1-1-2	1	3	0	1	0	1	6
Tim Bograkovs	1-1	0-0	0-0	0-1-1	2	2	0	1	0	1	9
Drew Naymick	1-2	0-0	0-0	0-0-0	1	2	0	1	0	0	2
Jason Andreas	4-6	0-0	0-0	0-2-2	1	8	1	0	0	0	24
Team				0-1-1							
TOTALS	23-55	5-16	15-18	6-20-26	25	66	14	14	0	9	200

NEVADA	FG-FGA	3FG	FT-FTA	O-D-R	PF	TP	A	TO	BS	S	MIN
Kevinn Pinkney, f	3-5	1-2	6-7	0-2-2	3	13	0	3	0	0	33
Nick Fazekas, f	5-7	0-2	2-2	0-7-7	3	12	0	2	0	1	27
Kirk Snyder, g	6-17	3-9	4-6	0-1-1	0	19	3	5	0	3	37
Todd Okeson, g	2-7	2-7	8-8	0-0-0	3	14	1	1	0	1	36
Garry Hill-Thomas, g	3-4	0-0	3-4	1-5-6	2	9	4	2	0	1	32
Marcelus Kemp	1-6	1-2	0-0	1-2-3	1	3	2	1	0	0	16
Jermaine Washington	0-0	0-0	0-0	0-1-1	2	0	0	1	0	0	4
Sean Paul	0-0	0-0	2-2	0-2-2	2	2	0	3	2	0	15
Team				3-3-6							
TOTALS	20-46	7-22	25-29	5-23-28	17	72	10	17	2	6	200

Halftime: Michigan State 43-34

Officials: Curtis Shaw, Reginald Cofer, Kerry Sitton

Attendance: 15,827

2005 BOX SCORES

No. 5 seed Michigan State opened the 2005 NCAA Tournament against Old Dominion. The Monarchs held a 42-37 halftime lead, but the Spartans mounted a surge in the last nine minutes to claim victory. In the next round, the Spartans used their depth and athleticism to wear down Vermont, 72-61. In the Sweet Sixteen, MSU used a 16-3 second-half run to pull away from Duke in a 78-68 win. The Regional Final featured a rematch of the 1999 Elite Eight contest between MSU and Kentucky. The Spartans appeared on their way to St. Louis, until UK's Patrick Sparks hit a game-tying 3-pointer at the end of regulation. The first overtime could not produce a winner, sending the game into a second extra period, where MSU scored the first five points en route to a 94-88 win. Shannon Brown was named Most Outstanding Player of the Austin Regional after a 24-point performance, joining Maurice Ager and Paul Davis on the All-Regional team. Making their fourth trip to the Final Four in seven years, the Spartans held a 38-33 halftime lead over North Carolina. With the game tied at 49, the Tar Heels took control with a 12-0 run, ending MSU's season.

#5 MICHIGAN ST. 89 - #12 OLD DOMINION 81

March 18, 2005 - Worcester, Mass.

MICHIGAN STATE	FG-FGA	3FG	FT-FTA	O-D-R	PF	TP	A	TO	BS	S	MIN
Alan Anderson, f	4-5	1-1	6-6	0-4-4	4	15	3	1	0	1	25
Paul Davis, c	5-8	0-0	4-4	2-4-6	4	14	0	3	0	1	30
Shannon Brown, g	3-7	1-4	6-7	0-3-3	0	13	0	1	1	0	24
Drew Neitzel, g	3-5	1-1	2-2	0-1-1	0	9	1	3	0	2	17
Maurice Ager, g	4-9	0-2	5-6	1-2-3	1	13	0	2	0	1	30
Chris Hill	2-7	0-5	2-7	1-2-3	2	6	6	2	0	2	23
Matt Trannon	1-1	0-0	2-2	0-0-0	2	4	0	0	0	0	13
Kelvin Torbert	6-8	0-1	1-2	0-4-4	3	13	0	0	0	1	26
Tim Bograkovs	0-0	0-0	0-0	0-0-0	1	0	1	0	0	1	3
Drew Naymick	1-1	0-0	0-0	1-3-4	5	2	0	1	0	0	9
Team				0-2-2							
TOTALS	29-51	3-14	28-36	5-25-30	22	89	11	13	1	9	200

OLD DOMINION	FG-FGA	3FG	FT-FTA	O-D-R	PF	TP	A	TO	BS	S	MIN
Valdas Vasylius, f	4-8	2-5	2-3	0-2-2	4	12	0	3	0	1	23
Alex Loughton, c	6-18	1-2	9-10	6-5-11	4	22	6	0	1	0	29
Isaiah Hunter, g	3-10	0-2	7-8	0-2-2	3	13	1	2	0	3	31
Drew Williamson, g	2-3	2-2	0-0	0-2-2	4	6	1	3	0	2	25
Kiah Thomas, g	3-7	2-5	0-0	0-4-4	2	8	2	2	0	0	33
John Morris	0-0	0-0	0-0	0-0-0	0	0	0	0	0	1	6
Brandon Johnson	3-5	0-0	1-1	1-3-4	4	7	2	0	0	1	17
Brian Henderson	0-0	0-0	0-0	1-0-1	2	0	0	1	0	0	8
Jason Thompson	0-0	0-0	0-0	0-0-0	0	0	0	0	0	0	2
Sam Harris	0-0	0-0	0-0	0-0-0	2	0	0	1	0	0	5
Arnaud Dahi	5-10	0-4	3-4	2-2-4	4	13	1	3	0	1	21
Team				0							
TOTALS	26-61	7-20	22-26	10-20-30	29	81	13	15	1	9	200

Halftime: Old Dominion 42-37

Officials: Curtis Shaw, Tracy Woodson, John Caldwell

Attendance: 13,009

#5 MICHIGAN ST. 72 - #13 VERMONT 61

March 20, 2005 - Worcester, Mass.

MICHIGAN STATE	FG-FGA	3FG	FT-FTA	O-D-R	PF	TP	A	TO	BS	S	MIN
Alan Anderson, f	2-4	0-2	7-8	1-6-7	4	11	0	2	1	0	24
Paul Davis, c	5-12	0-0	1-2	6-8-14	1	11	1	2	1	1	30
Shannon Brown, g	3-6	0-2	0-0	0-4-4	2	6	1	3	0	3	30
Drew Neitzel, g	3-3	0-0	0-0	0-0-0	1	6	7	2	0	0	23
Maurice Ager, g	7-13	2-2	3-4	2-13	0	19	0	0	0	0	28
Chris Hill	1-5	0-4	0-0	0-4-4	1	2	2	0	0	0	15
Matt Trannon	0-1	0-0	0-0	1-0-1	4	0	0	0	0	0	11
Kelvin Torbert	5-11	0-2	4-6	1-1-2	0	14	1	0	1	0	21
Tim Bograkovs	0-0	0-0	0-0	0-0-0	0	0	0	0	0	0	3
Drew Naymick	1-1	0-0	1-2	0-2-2	3	3	0	0	0	0	12
Team				1-1-2							
TOTALS	27-56	2-12	16-22	12-27-39	16	72	12	9	4	4	200

VERMONT	FG-FGA	3FG	FT-FTA	O-D-R	PF	TP	A	TO	BS	S	MIN
Taylor Coppenrath, f	5-23	0-1	6-10	10-4-14	3	16	2	3	0	0	38
Germain Mopa Njila, f	0-6	0-0	0-0	1-7-8	4	0	2	0	0	1	37
Martin Klimes, c	5-7	0-0	2-2	5-3-8	5	12	0	4	0	0	30
T.J. Sorrentine, g	9-23	6-15	2-2	0-2-2	2	26	1	1	0	1	40
David Hehn, g	1-4	0-2	0-0	2-2-4	0	2	0	1	0	2	30
Kyle Cieplicki	0-1	0-0	0-0	0-0-0	1	0	0	0	0	0	4
Chad Powlovich	0-0	0-0	0-0	0-0-0	0	0	0	0	0	0	0
Alex Jensen	0-1	0-1	0-0	0-0-0	0	0	0	0	0	0	3
Ryan Schneider	1-2	0-1	0-0	1-0-1	1	2	0	0	0	0	6
Josh Duell	1-3	1-2	0-0	1-0-1	3	3	0	0	0	0	12
Team				3-0-3							

Halftime: Michigan State 35-28

Officials: Reginald Cofer, Verne Harris, Michael Scyphers

Attendance: 13,008

#5 MICHIGAN STATE 78 - #1 DUKE 68

March 25, 2005 - Austin, Texas


MICHIGAN STATE	FG-FGA	3FG	FT-FTA	O-D-R	PF	TP	A	TO	BS	S	MIN
Alan Anderson, f	6-11	3-4	2-2	1-7-8	4	17	2	5	0	5	32
Paul Davis, c	6-14	0-0	8-10	17-15-2	3	20	2	1	0	0	33
Shannon Brown, g	3-9	1-2	4-4	1-1-2	0	11	1	2	0	2	26
Drew Neitzel, g	2-5	0-0	1-2	0-0-0	2	5	3	2	0	0	21
Maurice Ager, g	6-13	0-3	2-3	2-4-6	3	14	0	2	0	1	28
Chris Hill	0-6	0-3	2-2	0-0-0	2	2	3	0	0	2	18
Matt Trannon	1-2	0-0	0-0	2-1-3	2	2	0	0	0	2	11
Anthony Hamo	0-0	0-0	0-0	0-0-0	0	0	0	0	0	0	1
Kelvin Torbert	3-4	1-2	0-0	2-2-4	5	7	0	2	0	0	18
Tim Bograkovs	0-0	0-0	0-0	0-0-0	0	0	1	0	0	1	9
Drew Naymick	0-1	0-0	0-0	1-0-1	1	0	0	2	0	0	1
Andy Harvey	0-0	0-0	0-0	0-0-0	0	0	0	0	0	0	1
Delco Rowley	0-0	0-0	0-0	0-1-1	0	0	0	0	0	0	1
Team				0-1-1							
TOTALS	27-65	5-14	19-23	16-22-38	22	78	12	16	0	13	200

DUKE	FG-FGA	3FG	FT-FTA	O-D-R	PF	TP	A	TO	BS	S	MIN
Shelden Williams, f	5-10	0-0	9-10	1-7-8	5	19	1	4	2	3	32
Shavlik Randolph, f	0-0	0-0	0-2	0-2-2	3	0	0	2	0	1	18
J.J. Redick, g	4-14	3-9	2-2	1-2-3	0	13	2	2	0	0	39
Daniel Ewing, g	7-16	2-7	2-4	2-3-5	3	18	2	6	0	5	38
Sean Dockery, g	0-1	0-1	0-0	0-1-1	3	0	1	4	0	1	26
Lee Melchionni	3-6	2-5	2-2	1-4-5	2	10	1	1	0	0	22
David McClure	0-0	0-0	0-0	0-0-0	0	0	0	0	0	0	1
DeMarcus Nelson	3-4	0-1	2-4	3-0-3	2	8	0	3	0	0	18
Reggie Love	0-0	0-0	0-0	1-3-4	4	0	1	0	0	1	6
Team				0-2-2							
TOTALS	22-51	7-23	17-24	9-24-33	22	68	8	22	2	11	200

Halftime: Tied 32-32

Officials: Mike Kitts, David Libbey, Reggie Greenwood

Attendance: 16,239



ALAN ANDERSON HOLDS UP HIS PIECE OF THE NET AFTER MICHIGAN STATE DEFEATED KENTUCKY IN DOUBLE OVERTIME TO ADVANCE TO THE 2005 FINAL FOUR.

NCAA TOURNAMENT FINAL FOUR • APRIL 4 & 6, 2009

#5 MICHIGAN ST. 94 - #2 KENTUCKY 88 (2OT)

March 27, 2005 - Austin, Texas

MICHIGAN STATE	FG-FGA	3FG	FT-FTA	O-D-R	PF	TP	A	TO	BS	S	MIN
Alan Anderson, f	3-7	1-1	6-6	3-6-9	2	13	1	2	0	0	38
Paul Davis, c	6-13	0-0	3-5	6-5-11	3	15	0	4	0	0	41
Shannon Brown, g	8-10	5-6	3-4	2-2-4	3	24	1	1	0	0	36
Drew Neitzel, g	1-4	1-1	0-0	0-0-0	2	3	3	1	0	0	14
Maurice Ager, g	6-13	2-4	7-8	3-5-8	1	21	1	0	1	1	39
Chris Hill	3-7	1-4	0-0	0-1-1	4	7	4	3	0	2	27
Matt Trannon	2-2	0-0	0-1	1-0-1	3	4	1	1	1	2	17
Anthony Hamo	0-0	0-0	0-0	0-0-0	0	0	0	0	0	0	1
Kelvin Torbert	1-8	0-3	5-6	0-2-2	2	7	3	1	1	1	25
Tim Bograkovs	0-0	0-0	0-0	0-0-0	0	0	0	0	0	0	6
Drew Naymick	0-1	0-0	0-0	0-1-1	0	0	1	0	0	0	4
Andy Harvey	0-0	0-0	0-0	0-0-0	0	0	0	0	0	0	1
Delco Rowley	0-0	0-0	0-0	0-0-0	0	0	0	0	0	0	1
Team				2-1-3							
TOTALS	30-64	10-19	24-30	17-23-40	20	94	15	13	3	6	250

KENTUCKY	FG-FGA	3FG	FT-FTA	O-D-R	PF	TP	A	TO	BS	S	MIN
Kelenna Azubuike, f	2-6	2-3	3-4	2-2-4	5	9	3	1	0	0	35
Chuck Hayes, f	8-11	0-0	0-0	2-3-5	4	16	3	1	0	1	35
Randolph Morris, c	6-12	0-0	8-10	3-0-3	3	20	0	2	2	0	35
Rajon Rondo, g	3-8	0-0	1-3	2-3-5	3	7	3	3	0	3	27
Patrick Sparks, g	5-12	5-9	0-1	1-2-3	2	15	1	2	0	1	30
Brandon Stockton	0-0	0-0	0-0	0-0-0	0	0	0	0	0	0	1
Ravi Moss	2-4	2-3	0-0	0-6-6	3	6	0	0	0	1	21
Ramel Bradley	1-5	0-2	4-4	1-2-3	2	6	3	2	0	0	18
Lukasz Obrzut	0-0	0-0	0-0	0-0-0	0	0	0	0	0	0	4
Preston LeMaster	0-0	0-0	0-0	0-0-0	0	0	0	0	0	0	1
Bobby Perry	0-1	0-0	0-0	1-1-2	1	0	0	0	1	0	17
Shagari Alleyne	0-0	0-0	0-0	0-0-0	0	0	0	0	0	0	1
Sheray Thomas	2-2	0-0	0-0	0-1-1	1	4	1	0	0	0	8
Joe Crawford	2-8	0-2	1-1	3-1-4	1	5	0	0	0	1	17
Team				1-0-1							
TOTALS	31-69	9-19	17-23	16-21-37	25	88	14	11	3	7	250

Halftime: UK 37-33 End of Regulation: Tied 75-75 End of 1st OT: Tied 81-81
Officials: Jim Burr, Mark Whitehead, John Higgins Attendance: 16,239.

#1 NORTH CAROLINA 87 - #5 MICHIGAN ST. 71

April 2, 2005 - St. Louis, Mo.

MICHIGAN STATE	FG-FGA	3FG	FT-FTA	O-D-R	PF	TP	A	TO	BS	S	MIN
Alan Anderson, f	0-4	0-0	0-0	1-3-4	3	0	0	1	0	1	20
Paul Davis, c	6-16	0-1	2-4	5-10-15	3	14	1	3	1	3	33
Shannon Brown, g	6-14	3-6	0-0	0-1-1	2	15	1	4	0	1	29
Drew Neitzel, g	1-3	0-1	0-1	0-3-3	2	2	3	1	0	0	15
Maurice Ager, g	6-18	2-6	10-10	1-2-3	1	24	1	1	1	0	28
Chris Hill	1-6	1-5	0-0	0-1-1	2	3	2	1	0	2	18
Matt Trannon	1-1	0-0	2-2	1-2-3	3	4	0	0	1	1	15
Anthony Hamo	0-0	0-0	0-0	1-0-1	0	0	0	0	0	0	1
Kelvin Torbert	4-11	1-4	0-0	2-3-5	1	9	6	0	1	2	26
Tim Bograkovs	0-0	0-0	0-1	1-0-1	1	0	0	0	0	0	6
Drew Naymick	0-1	0-0	0-0	2-2-4	1	0	1	0	0	0	7
Andy Harvey	0-0	0-0	0-0	0-0-0	0	0	0	0	0	0	1
Delco Rowley	0-0	0-0	0-0	0-0-0	0	0	0	0	0	0	1
Team				1-0-1							
TOTALS	25-74	7-23	14-18	15-27-42	19	71	15	12	4	10	200

NORTH CAROLINA	FG-FGA	3FG	FT-FTA	O-D-R	PF	TP	A	TO	BS	S	MIN
Jawad Williams, f	9-13	2-5	0-0	1-7-8	1	20	0	0	1	0	23
Rashad McCants, f	7-11	2-3	1-2	2-4-6	1	17	4	3	1	1	28
Sean May, c	9-18	0-0	4-6	2-5-7	2	22	3	3	1	1	31
Raymond Felton, g	6-12	2-6	2-2	1-7-8	2	16	7	5	0	1	35
Jackie Manuel, g	0-1	0-0	0-0	2-1-3	5	0	0	0	0	0	11
Jesse Holley	0-1	0-1	0-0	0-1-1	0	0	0	0	0	0	1
Melvin Scott	0-2	0-2	4-4	0-2-2	1	4	0	0	0	0	16
Reyshawn Terry	1-2	0-1	0-0	0-0-0	0	2	0	0	0	0	3
Quentin Thomas	0-0	0-0	0-0	0-1-1	0	0	1	0	0	0	5
Charlie Everett	0-0	0-0	0-0	0-0-0	0	0	0	0	0	0	1
Wes Miller	0-0	0-0	0-0	0-0-0	0	0	0	0	0	0	1
Marvin Williams	1-6	0-1	0-0	1-7-8	3	2	1	1	1	0	23
David Noel	2-5	0-1	0-3	3-1-4	2	4	2	1	2	1	21
C.J. Hooker	0-0	0-0	0-0	0-0-0	0	0	0	0	0	0	1
Team				1-2-3							
TOTALS	35-71	6-20	11-17	13-38-51	17	87	18	13	6	5	200

Halftime: Michigan State 38-33
Officials: Bob Donato, Reggie Greenwood, Randy McCall Attendance: 47,754

2006 BOX SCORES

Appearing in its ninth straight NCAA Tournament, Michigan State held a 28-24 lead with 7:33 left in the first half, but George Mason closed the period with a 9-2 run. With the score tied at 37 with 14:33 left, the Patriots went on an 8-0 run. MSU rallied to take a 52-51 lead, only to watch GMU answer with a 10-0 run and never look back. Maurice Ager's 27 points were the most by a Spartan in the NCAA Tournament since Mateen Cleaves scored 27 against Princeton in 1998.

#11 GEORGE MASON 75 - #6 MICHIGAN ST. 65

March 17, 2006 - Dayton, Ohio

MICHIGAN STATE	FG-FGA	3FG	FT-FTA	O-D-R	PF	TP	A	TO	BS	S	MIN
Goran Sutton, f	0-3	0-0	0-0	0-2-2	1	0	0	1	2	0	12
Paul Davis, c	5-9	0-1	0-1	1-4-5	4	10	1	2	0	0	31
Shannon Brown, g	2-11	1-3	0-0	1-2-3	5	5	4	0	0	0	34
Drew Neitzel, g	5-12	4-8	0-0	1-1-2	3	14	8	0	0	1	37
Maurice Ager, g	10-18	4-11	3-4	0-3-3	3	27	3	4	0	0	34
Travis Walton	1-2	0-1	0-0	0-1-1	1	2	1	1	0	0	13
Jason Aerts	0-0	0-0	0-0	0-0-0	0	0	0	0	0	0	1
Matt Trannon	2-3	0-0	0-0	2-3-5	4	4	0	2	0	1	25
Anthony Hamo	0-0	0-0	0-0	0-0-0	0	0	0	0	0	0	1
Maurice Joseph	1-2	1-2	0-0	1-0-1	2	3	0	0	0	0	2
Delco Rowley	0-0	0-0	0-0	0-1-1	0	0	0	0	0	0	10
Team				0-1-1							
TOTALS	26-60	10-26	3-5	6-18-24	23	65	17	10	2	2	200

GEORGE MASON	FG-FGA	3FG	FT-FTA	O-D-R	PF	TP	A	TO	BS	S	MIN
Will Thomas, f	8-12	0-0	2-5	4-10-14	1	18	1	2	2	0	38
Jai Lewis, f	6-15	0-3	1-4	4-4-8	2	13	0	4	1	2	34
Gabe Norwood, g	2-3	0-0	3-6	1-3-4	1	7	1	0	0	2	34
Lamar Butler, g	4-7	3-4	2-4	0-3-3	2	13	2	3	0	1	28
Folarin Campbell, g	8-8	2-2	3-5	0-7-7	2	21	3	4	1	0	38
Jordan Carter	0-0	0-0	0-0	0-0-0	2	0	0	0	0	0	11
Makan Konate	0-0	0-0	0-0	0-0-0	0	0	0	0	0	0	1
Tim Burns	0-2	0-2	0-0	0-0-0	0	0	0	0	0	0	8
Charles Makings	0-0	0-0	0-0	0-0-0	0	0	0	0	0	0	1
Chris Fleming	0-0	0-0	0-0	0-0-0	0	0	0	1	0	0	1
Sammy Hernandez	1-2	0-1	1-2	0-2-2	0	3	0	0	1	0	6
Team				1-1-2							
TOTALS	29-49	5-12	12-26	10-30-40	10	75	7	14	6	4	200

Halftime: George Mason 33-30
Officials: Reggie Greenwood, Ken Ditty, Patrick Evans Attendance: 12,495

2007 BOX SCORES

Michigan State made its 10th-straight trip to the NCAA Tournament in 2007. The Spartans opened against former Tom Izzo assistant Tom Crean and Marquette. MSU's defense held the Golden Eagles scoreless for the first 9:40 and did not allow a two-point field goal in the first half. In the Second Round, MSU led No. 1 North Carolina, 57-54, with 8:48 left in the game, but UNC went on a 14-4 run. Drew Neitzel scored 26 points to lead the Spartans, but Tyler Hansbrough led all scorers with 33, the most by a Spartan opponent in an NCAA Tournament game since 1990.

#9 MICHIGAN STATE 61 - #8 MARQUETTE 49

March 15, 2007 - Winston-Salem, N.C.

MICHIGAN STATE	FG-FGA	3FG	FT-FTA	O-D-R	PF	TP	A	TO	BS	S	MIN
Raymar Morgan, f	4-7	0-0	6-6	2-7-9	3	14	0	4	1	0	35
Marquise Gray, f	4-5	0-0	4-4	1-4-5	4	12	2	2	1	0	20
Drew Naymick, c	2-3	0-0	0-0	0-1-1	5	4	0	1	1	0	11
Travis Walton, g	2-2	0-0	1-2	0-2-2	1	5	5	3	0	4	35
Drew Neitzel, g	4-11	2-6	2-3	0-5-5	0	12	5	2	0	1	39
Idong Ibok	0-0	0-0	0-0	0-0-0	2	0	0	1	0	0	5
Goran Sutton	3-5	0-0	0-0	1-2-3	4	6	3	1	0	0	29
Isaiah Dahlman	0-0	0-0	0-0	0-0-0	0	0	0	0	0	0	1
Maurice Joseph	2-6	2-4	0-0	0-1-1	0	6	1	1	0	1	17
Jacob Hannon	1-2	0-0	0-0	0-0-0	1	2	1	0	0	0	8
Team				0-2-2							
TOTALS	22-41	4-10	13-15	4-24-28	18	61	17	15	3	6	200

MARQUETTE	FG	3FG	FT	O-D-R	PF	PTS	A	TO	B	S	MIN
Dan Fitzgerald, f	2-7	2-6	0-0	1-3-4	5	6	0	0	0	0	25
Lazar Haywood, f	2-5	0-1	0-0	0-4-4	3	4	0	2	0	0	25
Ousmane Barro, f	0-0	0-0	1-2	2-0-2	4	1	0	2	0	0	17
Dominic James, g	6-16	4-10	2-2	1-1-2	0	18	2	3	0	2	36
Wesley Matthews, g	2-9	1-4	5-6	5-1-6	4	10	1	6	1	1	31
David Cubillan	3-8	3-8	0-0	0-2-2	2	9	3	1	0	1	27
Dwight Burke	0-1	0-0	0-2	0-0-0	0	0	0	0	0	0	4
Mike Kinsella	0-1	0-0	0-0	1-2-3	0	0	0	1	1	0	12
Jamil Lott	0-0	0-0	1-3	2-2-4	1	1	1	0	2	2	23
Team				0-2-2							

NCAA TOURNAMENT FINAL FOUR • APRIL 4 & 6, 2009

#1 NORTH CAROLINA 67 - #9 MICHIGAN ST. 56

March 17, 2007 - Winston-Salem, N.C.

MICHIGAN STATE	FG-FGA	3FG	FT-FTA	O-D-R	PF	TP	A	TO	BS	S	MIN
Raymar Morgan, f	4-12	1-1	10-11	3-2-5	3	19	0	4	0	1	35
Marquise Gray, f	4-6	0-0	3-3	3-4-7	5	11	1	0	0	0	19
Drew Naymick, c	0-1	0-0	0-0	2-0-2	3	0	0	0	0	0	27
Travis Walton, g	0-2	0-0	0-1	0-2-2	5	0	5	1	0	1	32
Drew Neitzel, g	9-27	6-17	2-2	0-1-1	3	26	5	4	0	2	38
Brandon Darnton	0-0	0-0	0-0	0-0-0	0	0	0	0	0	0	0+
Bryan Tibaldi	0-0	0-0	0-0	0-0-0	0	0	0	0	0	0	0+
Deon Curry	0-0	0-0	0-0	0-0-0	0	0	0	0	0	0	0+
Goran Sutton	3-7	0-0	0-0	3-5-8	4	6	4	1	0	1	23
DeMarcus Ducre	0-1	0-1	0-0	0-0-0	0	0	0	0	0	0	0+
Isaiah Dahlman	0-0	0-0	0-0	0-0-0	0	0	0	0	0	0	1
Maurice Joseph	1-2	1-1	0-0	0-1-1	1	3	0	0	0	0	16
Jacob Hannon	1-1	0-0	0-0	0-1-1	3	2	0	0	0	0	9
Team				0-2-2							
Totals	22-59	8-20	15-17	11-18-29	27	67	15	10	0	5	200

NORTH CAROLINA	FG	3FG	FT	O-D-R	PF	PTS	A	TO	B	S	MIN
Reyshawn Terry, f	4-10	2-7	4-6	0-2-2	3	14	1	1	1	0	27
Brandon Wright, f	1-5	0-0	1-2	3-4-7	4	3	1	3	1	1	23
Tyler Hansbrough, f	10-17	0-0	13-17	2-7-9	2	33	1	1	1	1	38
Wayne Ellington, g	1-4	1-3	2-3	0-3-3	0	5	1	1	0	1	22
Ty Lawson, g	6-10	3-5	5-6	2-3-5	2	20	8	1	0	1	36
Marcus Ginyard	1-1	0-0	0-0	2-1-3	4	2	0	1	0	2	17
Bobby Frasor	0-0	0-0	0-0	0-0-0	0	0	0	0	0	0	2
Quentin Thomas	0-0	0-0	0-0	0-1-1	0	0	0	0	0	0	2
Danny Green	0-1	0-1	0-0	1-2-3	0	0	0	1	0	0	8
Dewey Burke	0-0	0-0	0-0	0-0-0	0	0	0	0	0	0	0+
Deon Thompson	2-4	0-0	0-0	3-0-3	2	4	0	0	0	0	13
Wes Miller	0-0	0-0	0-0	0-0-0	0	0	0	0	0	0	7
Surry Wood	0-0	0-0	0-0	0-0-0	0	0	0	0	0	0	0+
Alex Stephenson	0-0	0-0	0-0	0-1-1	0	0	0	1	0	0	5
Mike Copeland	0-0	0-0	0-0	0-0-0	0	0	0	0	0	0	0+
Team				1-2-3							
Totals	25-52	6-16	25-34	14-26-40	17	81	12	10	3	6	200

Halftime: UNC 41-33

Officials: Randy McCall, Patrick Driscoll, L. Douglas Simmons Attendance: 14,148

2008 BOX SCORES

Michigan State advanced to its seventh Sweet 16 in 11 years thanks to a stellar defensive effort. In games against Temple and Pittsburgh, the Spartans allowed opponents to shoot just 35.2 percent from the field. Raymar Morgan led MSU with 15 points vs. the Owls, while Drew Neitzel poured in 21 against the Panthers. In the Sweet 16, the Spartans were overwhelmed by Memphis, falling behind, 50-20, at halftime.

#5 MICHIGAN STATE 72 - #12 TEMPLE 61

March 20, 2008 - Denver, Colo.

MICHIGAN STATE	FG-FGA	3FG	FT-FTA	O-D-R	PF	TP	A	TO	BS	S	MIN
Raymar Morgan, f	7-9	1-1	0-0	1-3-4	2	15	3	4	0	3	29
Kalin Lucas, g	2-7	0-1	4-4	1-1-2	3	8	7	2	0	1	27
Drew Neitzel, g	2-11	1-8	0-0	0-3-3	4	5	3	1	0	0	28
Goran Sutton, f	3-5	0-0	0-0	3-6-9	3	6	1	1	0	0	27
Drew Naymick, c	4-6	0-0	2-4	4-4-8	3	10	1	0	1	0	23
Idong Ibok	1-1	0-0	0-0	0-0-0	0	2	0	1	0	0	7
Chris Allen	4-10	2-5	2-2	0-2-2	1	12	0	1	0	0	22
Travis Walton	1-3	0-0	4-4	0-2-2	3	6	3	2	0	0	26
Durrell Summers	2-2	0-0	4-4	0-2-2	1	8	1	1	0	0	10
Marquise Gray	0-0	0-0	0-0	0-1-1	1	0	0	0	0	0	1
Team				1-3-4							
Totals	26-54	4-15	16-18	10-27-37	18	72	19	12	2	4	200

TEMPLE	FG	3FG	FT	O-D-R	PF	PTS	A	TO	B	S	MIN
Mark Tyndale, g	6-14	1-4	3-6	2-5-7	3	16	4	3	0	2	37
Lavoy Allen, f	5-8	2-2	1-1	4-7-11	1	13	2	4	0	0	34
Sergio Olmos, c	1-7	0-0	4-4	0-1-1	0	6	0	1	0	0	24
Luis Guzman, g	1-3	0-1	1-2	1-1-2	0	3	0	0	0	0	12
Dionte Christmas, g	1-12	0-8	1-2	1-2-3	4	3	3	2	0	2	36
Chris Clark	0-2	0-2	2-2	0-0-0	0	2	1	0	0	0	13
Ryan Brooks	5-8	3-6	1-2	1-1-2	1	14	2	1	1	0	30
Semaj Inge	2-2	0-0	0-0	0-1-1	3	4	1	0	1	3	14
Team				2-0-2							
Totals	21-56	6-23	13-19	11-18-29	12	61	13	11	2	7	200

Halftime: MSU 35-26

Officials: Mark Whitehead, Ken Ditty, Michael Eades Attendance: 19,010

#5 MICHIGAN STATE 65 - #4 PITTSBURGH 54

March 22, 2008 - Denver, Colo.

MICHIGAN STATE	FG-FGA	3FG	FT-FTA	O-D-R	PF	TP	A	TO	BS	S	MIN
Raymar Morgan, f	2-4	0-0	0-0	0-3-3	4	4	0	2	1	0	20
Kalin Lucas, g	8-14	0-0	3-3	0-2-2	3	19	1	2	0	0	27
Drew Neitzel, g	8-14	5-8	4-4	0-4-4	0	21	4	3	0	0	36
Goran Sutton, f	7-11	0-0	0-0	4-5-9	3	14	2	1	1	1	34
Drew Naymick, c	1-3	0-0	0-0	0-7-7	3	2	1	1	1	0	21
Idong Ibok	0-1	0-0	0-0	3-0-3	0	0	0	0	1	0	13
Chris Allen	1-3	1-1	0-0	0-1-1	0	3	0	1	0	0	14
Travis Walton	0-2	0-0	2-2	0-4-4	3	2	3	3	0	0	23
Durrell Summers	0-1	0-1	0-0	0-0-0	1	0	0	1	0	0	7
Marquise Gray	0-0	0-0	0-0	0-1-1	0	0	1	0	0	0	5
Team				3-1-4							
Totals	25-52	6-10	9-9	10-27-37	17	65	12	15	3	1	200

Pittsburgh	FG	3FG	FT	O-D-R	PF	PTS	A	TO	B	S	MIN
Keith Benjamin, f	1-3	0-1	0-0	1-2-3	1	2	0	0	1	0	30
Sam Young, f	4-12	1-5	6-7	0-1-1	2	15	0	2	4	1	35
DeJuan Blair, c	4-11	0-0	2-2	3-4-7	3	10	0	1	4	2	33
Levance Fields, g	6-12	1-5	6-6	1-4-5	2	19	2	4	0	1	36
Ronald Ramon, g	1-9	0-4	0-0	1-2-3	3	2	2	1	0	2	34
Tyrell Biggs	1-3	0-1	0-0	1-0-1	2	2	0	1	0	0	11
Gilbert Brown	0-2	0-1	4-4	0-0-0	3	4	0	0	0	2	21
Team				2-4-6							
Totals	17-52	2-17	18-19	9-17-26	16	54	4	9	9	8	200

Halftime: MSU 30-28

Officials: Dick Cartmell, Scott Thornley, Michael Eades Attendance: 19,299

#1 MEMPHIS 92 - #5 MICHIGAN STATE 74

March 28, 2008 - Houston, Texas

MICHIGAN STATE	FG-FGA	3FG	FT-FTA	O-D-R	PF	TP	A	TO	BS	S	MIN
Raymar Morgan, f	2-6	0-0	3-6	4-3-7	3	7	2	0	1	1	31
Goran Sutton, f	11-14	1-1	0-0	1-8-9	3	23	0	3	1	0	29
Drew Naymick, c	2-5	0-1	0-0	0-1-1	1	4	1	0	1	0	23
Kalin Lucas, g	3-7	0-1	5-6	1-0-1	5	11	4	2	0	1	23
Drew Neitzel, g	2-8	2-7	0-0	1-0-1	3	6	7	2	0	0	29
Idong Ibok	0-0	0-0	0-0	1-1-2	3	0	0	1	0	0	6
Chris Allen	8-15	2-8	2-3	1-3-4	5	20	0	2	0	0	22
Travis Walton	0-1	0-0	0-0	0-0-0	4	0	3	2	0	0	20
Durrell Summers	1-3	0-0	1-2	0-0-0	1	3	1	0	0	0	14
Isaiah Dahlman	0-0	0-0	0-0	0-0-0	0	0	0	0	0	0	2
Marquise Gray	0-0	0-0	0-0	0-0-0	0	0	0	0	0	0	1
Team				2-1-3							
Totals	29-59	5-18	11-17	11-17-28	28	74	18	12	3	2	200

Memphis	FG	3FG	FT	O-D-R	PF	PTS	A	TO	B	S	MIN
Robert Dozier, f	3-7	0-0	3-6	4-6-10	4	9	0	0	2	0	21
Joey Dorsey, f	3-4	0-0	0-2	3-1-4	2	6	1	1	2	3	29
Antonio Anderson, g	3-10	1-4	3-3	1-4-5	2	10	4	0	1	2	37
Chris Douglas-Roberts, g	7-12	0-2	11-12	2-3-5	2	25	2	3	1	2	31
Derrick Rose, g	10-16	1-3	6-7	3-1-4	1	27	5	1	0	0	26
Shawn Taggart	2-6	0-1	1-2	2-2-4	3	5	0	1	1	1	22
Willie Kemp	2-2	2-2	2-2	0-0-0	0	8	1	0	0	0	16
Pierre Niles	1-1	0-0	0-0	0-0-0	0	2	0	0	0	0	2
Andre Allen	0-1	0-1	0-1	0-0-0	2	0	0	1	0	1	14
Doneal Mack	0-0	0-0	0-0	0-0-0	0	0	0	1	0	0	2
Team				2-5-7							
Totals	31-59	4-13	26-35	17-22-39	16	92	19	9	7	9	200

Halftime: MEM 50-20

Officials: Karl Hess, Bert Smith, Tom O'Neill

Attendance: 32,931



KALINLUCAS SCORED 19 POINTS AGAINST PITTSBURGH IN THE 2008 SECOND ROUND.

2009 BOX SCORES

Entering the tournament with its highest seed since 2001, No. 2 Michigan State defeated Robert Morris and USC in Minneapolis to advance to the Midwest Regional. Against the Colonials, the Spartans used a 21-0 run over the final 4:18 of the first half and the first 4:24 of the second half to cruise to a 77-62 victory. In the second round, MSU held USC without a point over the game's final 3:52 to win a back and forth contest. In the Sweet 16, the Spartans rallied from a 13-point deficit to claim victory, as Lucas scored seven straight points in the final minute. In the Elite Eight, MSU defeated overall No. 1 seed Louisville, 64-52, as the Spartans used a 14-3 run midway through the second half to advance to their fifth Final Four in 11 seasons.

#2 MICHIGAN STATE 77 - #15 ROBERT MORRIS 62
March 20, 2009 – Minneapolis, Minn.

MICHIGAN STATE	FG-FGA	3FG	FT-FTA	O-D-R	PF	TP	A	TO	B	S	MIN
Raymar Morgan, f	7-14	1-2	1-4	3-2-5	3	16	1	1	0	1	20
Delvon Roe, f	2-4	0-0	0-0	3-2-5	1	4	1	0	1	0	16
Goran Suton, c	3-4	0-0	5-5	4-13-17	2	11	2	0	2	2	24
Kalin Lucas, g	4-9	1-1	4-4	0-0-0	0	13	3	2	0	1	25
Travis Walton, g	0-3	0-0	0-0	0-1-1	4	0	1	1	0	0	21
Idong Ibok	0-1	0-0	0-0	0-0-0	0	0	0	0	0	0	4
Chris Allen	3-8	2-4	2-2	0-2-2	0	10	0	1	0	0	20
Austin Thornton	0-0	0-0	0-0	0-0-0	0	0	0	0	0	0	3
Durrell Summers	1-4	0-2	1-2	0-3-3	0	3	1	1	0	1	17
Mike Keblor	0-0	0-0	0-0	0-0-0	0	0	0	0	0	0	1
Isaiah Dahlman	1-1	0-0	0-1	0-1-1	2	0	0	0	0	0	4
Draymond Green	7-8	0-0	2-3	2-1-3	3	16	1	0	1	1	17
Korie Lucious	0-5	0-4	0-0	1-2-3	0	0	4	2	0	0	16
Tom Herzog	0-0	0-0	0-0	0-0-0	0	0	0	0	0	0	1
Marquise Gray	0-0	0-0	2-2	0-3-3	2	2	1	1	0	0	11
Team				4-2-6							
Totals	28-61	4-13	17-23	17-32-49	15	77	15	10	4	6	200

Robert Morris	FG	3FG	FT	O-D-R	PF	PTS	A	TO	B	S	MIN
Rob Robinson, f	3-11	0-0	1-3	2-3-5	2	7	4	0	2	1	28
Dallas Green, f	2-3	0-0	0-0	0-0-0	2	4	0	0	2	0	15
Bateko Francisco, g	2-8	1-2	0-0	1-3-4	4	5	3	0	0	1	26
Jimmy Langhurst, g	3-9	3-8	0-0	1-2-3	2	9	3	2	0	0	32
Jeremy Chappell, g	5-14	0-5	1-2	1-5-6	1	11	3	2	3	2	24
Mezie Nwigwe	2-4	1-2	3-5	0-3-3	2	8	2	2	0	2	22
Ifeyanyi Ehirim	2-2	0-0	1-1	1-1-2	0	5	1	0	0	1	12
Gary Wallace	3-4	0-0	1-2	0-1-1	3	7	0	0	0	0	15
Khalif Foster	1-1	0-0	0-0	0-1-1	0	2	0	0	0	1	3
Josiah Whitehead	2-5	0-0	0-0	0-0-0	1	4	0	0	0	0	13
Team				2-1-3							
Totals	25-61	5-17	7-13	8-20-28	17	62	16	6	7	8	200

Halftime: MSU 41-30

Officials: Robert Maxwell, Verne Harris, Brent Meaux

Attendance: 12,814

#2 MICHIGAN STATE 74 - #10 USC 69
March 22, 2009 – Minneapolis, Minn.

MICHIGAN STATE	FG-FGA	3FG	FT-FTA	O-D-R	PF	TP	A	TO	B	S	MIN
Raymar Morgan, f	0-4	0-0	3-4	1-1-2	4	3	1	2	0	0	17
Delvon Roe, f	3-5	0-0	4-7	0-2-2	1	10	1	1	0	0	17
Goran Suton, c	1-10	1-2	4-4	4-6-10	4	7	3	3	1	1	27
Kalin Lucas, g	3-6	0-1	4-4	0-1-1	1	10	7	1	0	1	35
Travis Walton, g	8-13	0-0	2-2	0-0-0	2	18	2	2	0	2	26
Idong Ibok	0-0	0-0	0-0	0-0-0	1	0	0	0	0	0	1
Chris Allen	2-5	2-5	2-2	0-1-1	3	8	3	0	0	0	24
Durrell Summers	4-5	3-4	0-0	4-4-8	1	11	2	2	0	1	26
Draymond Green	1-2	0-0	5-8	1-8-9	0	7	1	4	0	0	22
Korie Lucious	0-1	0-1	0-0	0-0-0	0	0	0	0	0	0	3
Marquise Gray	0-0	0-0	0-0	0-0-0	1	0	0	0	0	0	2
Team				2-1-3							
Totals	22-51	6-13	24-31	12-24-36	18	74	20	16	1	5	200

USC	FG	3FG	FT	O-D-R	PF	PTS	A	TO	B	S	MIN
Leonard Washington	4-8	0-0	2-2	4-3-7	4	10	0	1	0	2	24
DeMar DeRozan	6-13	0-3	6-7	0-5-5	2	18	2	2	0	0	37
Daniel Hacket	5-11	1-3	2-3	1-2-3	2	13	5	3	0	3	40
Dwight Lewis	6-17	0-3	7-8	2-3-5	2	19	0	2	0	2	40
Taj Gibson	0-2	0-0	3-4	0-0-0	5	3	1	3	5	1	23
Marcus Johnson	0-2	0-0	0-0	0-0-0	1	0	0	0	0	1	3
Nikola Vucevic	2-3	0-1	2-2	3-1-4	4	6	0	0	0	0	22
Marcus Simmons	0-1	0-0	0-0	0-0-0	1	0	2	0	0	0	8
Keith Wilkinson	0-0	0-0	0-0	0-0-0	0	0	0	0	0	1	3
Team				2-4-6							
Totals	23-57	1-10	22-26	12-18-30	21	69	10	11	5	10	200

Halftime: MSU 40-37

Officials: Gary Maxwell, Verne Harris, Rick Hartzell

Attendance: 14,279

#2 MICHIGAN STATE 67 - #3 KANSAS 62
March 27, 2009 – Indianapolis, Ind.

MICHIGAN STATE	FG-FGA	3FG	FT-FTA	O-D-R	PF	TP	A	TO	B	S	MIN
Raymar Morgan, f	1-6	0-1	2-2	1-0-1	2	4	0	2	0	0	13
Delvon Roe, f	0-0	0-0	0-0	0-1-1	0	0	2	0	0	0	10
Goran Suton, c	8-16	1-3	3-3	2-7-9	3	20	0	3	1	5	33
Kalin Lucas, g	5-15	1-4	7-7	1-1-2	0	18	7	2	0	4	35
Travis Walton, g	1-5	0-0	0-0	1-4-5	3	2	5	1	0	1	29
Idong Ibok	0-0	0-0	0-0	0-0-0	2	0	0	1	1	0	7
Chris Allen	2-7	1-4	2-2	2-1-3	1	7	3	0	0	0	20
Durrell Summers	3-4	2-3	1-2	3-2-5	3	9	0	0	0	1	26
Draymond Green	3-6	0-0	1-1	1-0-1	1	7	0	1	0	2	21
Korie Lucious	0-0	0-0	0-0	0-0-0	1	0	0	2	0	0	4
Marquise Gray	0-0	0-0	0-0	0-0-0	0	0	0	1	0	0	2
Team				2-2-4							
Totals	23-59	5-16	16-17	13-18-31	16	67	17	13	2	13	200

KANSAS	FG	3FG	FT	O-D-R	PF	PTS	A	TO	B	S	MIN
Marcus Morris, f	1-4	0-0	2-2	1-1-2	3	4	0	2	0	1	14
Cole Aldrich, c	6-13	0-0	5-6	5-9-14	1	17	4	4	4	2	34
Sherron Collins, g	9-13	2-5	0-1	0-2-2	2	20	3	6	0	0	38
Brady Morningstar, g	3-8	0-2	0-0	1-2-3	0	6	2	2	0	2	34
Tyshawn Taylor, g	2-4	0-1	4-4	0-1-1	3	8	2	3	0	1	28
Tyrell Reed	1-2	1-2	0-0	0-1-1	5	3	0	2	0	0	21
Markieff Morris	1-7	0-2	0-0	3-4-7	1	2	0	0	0	0	24
Mario Little	1-2	0-0	0-0	1-0-1	2	2	0	0	0	1	7
Team				2-4-6							
Totals	24-53	3-12	11-13	13-24-37	17	62	11	19	4	7	200

Halftime: Kansas, 36-29

Officials: Jamie C. Luckie, L. Douglas Sirmons, Michael Stephens

Attendance: 33,780

#2 MICHIGAN STATE 64 - #1 LOUISVILLE 52
March 29, 2009 – Indianapolis, Ind.

MICHIGAN STATE	FG-FGA	3FG	FT-FTA	O-D-R	PF	TP	A	TO	B	S	MIN
Raymar Morgan, f	0-2	0-1	0-0	0-2-2	4	0	0	0	0	0	10
Delvon Roe, f	1-1	0-0	0-0	0-0-0	2	2	1	0	0	0	14
Goran Suton, c	7-15	3-5	2-4	4-6-10	2	19	4	3	1	1	32
Kalin Lucas, g	3-7	2-4	2-3	3-0-3	2	10	5	4	0	1	30
Travis Walton, g	3-8	0-0	2-2	0-2-2	3	8	2	1	0	2	30
Idong Ibok	0-0	0-0	0-0	0-0-0	0	0	0	0	0	0	1
Chris Allen	1-5	0-2	0-0	3-1-4	2	2	3	1	0	0	18
Austin Thornton	0-0	0-0	0-0	0-0-0	0	0	0	1	0	0	1
Durrell Summers	4-6	2-3	2-2	0-3-3	1	12	1	1	0	0	25
Isaiah Dahlman	0-0	0-0	0-0	0-0-0	0	0	0	0	0	0	1
Draymond Green	3-6	0-0	0-0	2-8-10	3	6	3	0	0	2	24
Jon Crandell	0-0	0-0	0-0	0-0-0	0	0	0	0	0	0	1
Korie Lucious	1-1	1-1	0-0	0-0-0	0	3	0	1	0	1	5
Tom Herzog	0-0	0-0	0-0	0-0-0	0	0	0	0	0	0	1
Marquise Gray	1-1	0-0	0-0	0-1-1	3	2	0	0	0	0	7
Team				1-1-2							
Totals	22-52	8-16	8-11	13-24-37	22	64	19	12	1	7	200

LOUISVILLE	FG	3FG	FT	O-D-R	PF	PTS	A	TO	B	S	MIN
Terrence Williams, f	1-7	0-3	3-4	1-5-6	0	5	4	1	1	0	35
Earl Clark, f	8-17	2-5	1-4	2-3-5	3	19	2	2	1	0	40
Samardo Samuels, c	0-6	0-0	0-0	3-4-7	3	0	0	4	2	0	22
Andre McGee, g	0-1	0-1	0-0	0-2-2	1	0	1	2	0	2	24
Jerry Smith, g	3-5	1-2	1-2	1-0-1	4	8	0	0	0	1	16
Preston Knowles	4-7	2-3	1-2	2-0-2	1	11	2	0	0	2	24
Edgar Sosa	1-1	1-1	2-2	0-1-1	2	5	2	2	0	0	16
Reginald Delk	0-1	0-1	0-0	0-0-0	1	0	1	0	1	0	5
Jered Swopshire	0-0	0-0	0-0	0-1-1	0	0	0	0	0	0	0+
Terrence Jennings	1-2	0-0	2-4	1-1-2	0	4	0	1	0	2	18
Team				1-1-2							
Totals	18-47	6-16	10-18	11-18-29	15	52	12	12	5	7	200

Halftime: MSU 30-27

Officials: Curtis B. Shaw, Anthony K. Greene, David C. Hall

Attendance: 36,084

NCAA TOURNAMENT FINAL FOUR • APRIL 4 & 6, 2009

2008-09 STATISTICS

Season Box Score

Overall Record: 31-6 (Home: 12-2; Away: 9-1; Neutral: 10-3)

##	Player	GP	GS	Total		3-PTS			Rebounds				PF		FO	A	TO	Blk	Stl	Pts	Avg
				Min	Avg	FG	FGA	Pct	3FG	FGA	Pct	FT	FTA	Pct	Off	Def	Tot	Avg			
01	Lucas, Kalin	37	36	1178	31.8	169	426	.397	41	104	.394	166	205	.810	26	54	80	2.2	47	0	14.7
02	Morgan, Raymar	34	25	768	22.6	131	249	.526	5	21	.238	87	133	.654	62	121	183	5.4	85	2	10.4
14	Suton, Goran	31	28	824	26.6	116	226	.513	18	44	.409	67	79	.848	91	167	258	8.3	78	1	10.2
03	Allen, Chris	37	5	706	19.1	104	280	.371	52	160	.325	56	70	.800	27	57	84	2.3	62	0	8.5
15	Summers, Durrell	37	13	791	21.4	112	257	.436	43	111	.387	46	64	.719	49	75	124	3.4	57	0	8.5
10	Roe, Delvon	37	30	665	18.0	80	142	.563	0	0	.000	51	111	.459	76	113	189	5.1	80	1	5.7
05	Walton, Travis	37	36	1031	27.9	81	195	.415	3	5	.600	26	45	.578	24	60	84	2.3	94	1	5.2
41	Gray, Marquise	37	5	358	9.7	45	77	.584	0	0	.000	29	43	.674	38	69	107	2.9	57	0	3.2
23	Green, Draymond	36	0	410	11.4	43	79	.544	0	1	.000	29	47	.617	37	78	115	3.2	63	2	3.2
34	Lucious, Korie	37	1	330	8.9	38	101	.376	27	77	.351	12	18	.667	4	28	32	0.9	36	1	3.1
13	Thornton, Austin	26	0	97	3.7	9	24	.375	4	17	.235	9	12	.750	4	14	18	0.7	14	0	1.2
40	Herzog, Tom	15	1	31	2.1	3	5	.600	0	0	.000	4	7	.571	3	8	11	0.7	3	0	0.7
22	Dahlman, Isaiah	15	0	27	1.8	4	8	.500	1	3	.333	1	4	.250	3	6	9	0.6	1	0	0.7
20	Kebler, Mike	8	0	10	1.3	1	2	.500	0	1	.000	2	2	1.000	1	1	2	0.3	0	0	0.5
25	Crandell, Jon	9	0	10	1.1	1	1	1.000	0	0	.000	2	2	1.000	0	0	0	0.0	0	0	0.4
00	Ibok, Idong	27	5	164	6.1	3	8	.375	0	0	.000	4	6	.667	9	15	24	0.9	28	0	0.4
TM Team.....															66	54	120	3.2	1	9	
Total.....		37				940	2080	.452	194	544	.357	591	848	.697	520	920	1440	38.9	706	8	72.0
Opponents.....		37				811	1957	.414	224	708	.316	485	697	.696	342	751	1093	29.5	734	-	63.0

SCORE BY PERIODS:	1st	2nd	Total
Michigan State	1290	1375	2665
Opponents	1096	1235	2331

DEADBALL REBOUNDS:	OFF	DEF	Total
Michigan State	118	6	124
Opponents	95	5	100

Team Statistics	MSU	OPP
SCORING	2665	2331
Points per game	72.0	63.0
Scoring margin	+9.0	-

FIELD GOALS-ATT	940-2080	811-1957
Field goal pct	.452	.414
3 POINT FG-ATT	194-544	224-708
3-point FG pct	.357	.316
3-pt FG made per game	5.2	6.1
FREE THROWS-ATT	591-848	485-697
Free throw pct	.697	.696
F-Throws made per game	16.0	13.1

REBOUNDS	1440	1093
Rebounds per game	38.9	29.5
Rebounding margin	+9.4	-

ASSISTS	598	427
Assists per game	16.2	11.5

TURNOVERS	511	508
Turnovers per game	13.8	13.7
Turnover margin	-0.1	-

STEALS	247	220
Steals per game	6.7	5.9

BLOCKS	102	131
Blocks per game	2.8	3.5

WINNING STREAK	5	-
Home win streak	5	-

ATTENDANCE	206626	400377
Home games-Avg/Game	14-14759	10-13162
Neutral site-Avg/Game	-	13-20674

Michigan State Starting Lineups

Opponent	Guard	Guard	Guard	Forward	Center	Record w/
Idaho	Lucas	Allen	Walton	Morgan	Suton	1-0
at IPFW	Lucas	Allen	Walton	Morgan	Suton	2-0
vs. Maryland	Lucas	Allen	Walton	Morgan	Gray	0-1
vs. Oklahoma State	Lucas	Summers	Walton	Roe	Gray	1-0
vs. Wichita State	Lucas	Summers	Walton	Morgan	Gray	1-0
vs. N. Carolina	Lucas	Walton	Morgan	Roe	Gray	0-1
Bradley	Lucas	Allen	Walton	Morgan	Roe	1-0
Alcorn State	Lucas	Walton	Morgan	Roe	Ibok	1-0
The Citadel	Lucas	Walton	Morgan	Roe	Ibok	2-0
vs. Texas	Lucas	Walton	Morgan	Roe	Ibok	3-0
vs. Oakland	Lucas	Walton	Morgan	Roe	Suton	1-0
at Minnesota	Lucas	Walton	Morgan	Suton	Ibok	1-0
at Northwestern	Lucas	Walton	Morgan	Suton	Ibok	2-0
Ohio State	Lucas	Walton	Morgan	Roe	Suton	2-0
Kansas	Lucas	Walton	Morgan	Roe	Suton	3-0
at Penn State	Lucas	Walton	Morgan	Roe	Suton	4-0
Illinois	Lucas	Walton	Morgan	Roe	Suton	5-0
Northwestern	Lucas	Walton	Allen	Roe	Suton	0-1
at Ohio State	Lucious	Summers	Morgan	Roe	Suton	1-0
at Iowa	Lucas	Walton	Summers	Roe	Suton	1-0
Penn State	Lucas	Walton	Summers	Roe	Suton	1-1
Minnesota	Lucas	Walton	Summers	Roe	Suton	2-1
Indiana	Lucas	Walton	Summers	Roe	Suton	3-1
at Michigan	Lucas	Walton	Summers	Roe	Suton	4-1
at Purdue	Lucas	Walton	Summers	Roe	Suton	4-2
Wisconsin	Lucas	Walton	Summers	Roe	Herzog	1-0
Iowa	Lucas	Walton	Summers	Roe	Suton	5-2
at Illinois	Lucas	Walton	Summers	Roe	Suton	6-2
at Indiana	Lucas	Walton	Summers	Roe	Suton	7-2
Purdue	Lucas	Walton	Morgan	Gray	Suton	1-0
vs. Minnesota	Lucas	Walton	Morgan	Roe	Suton	6-0
vs. Ohio State	Lucas	Walton	Morgan	Roe	Suton	6-1
vs. Robert Morris	Lucas	Walton	Morgan	Roe	Suton	7-1
vs. USC	Lucas	Walton	Morgan	Roe	Suton	8-1
vs. Kansas	Lucas	Walton	Morgan	Roe	Suton	9-1
vs. Louisville	Lucas	Walton	Morgan	Roe	Suton	10-1
vs. Connecticut	Lucas	Walton	Morgan	Roe	Suton	11-1

Players with 1st Career Starts This Season:

Chris Allen	vs. Idaho
Durrell Summers	vs. Oklahoma State
Delvon Roe	vs. Oklahoma State
Korie Lucious	vs. Ohio State
Tom Herzog	vs. Wisconsin

NCAA TOURNAMENT FINAL FOUR • APRIL 4 & 6, 2009

2008-09 STATISTICS - BIG TEN GAMES ONLY

Season Box Score

Conference Record: 15-3 (Home: 7-2; Away: 8-1)

##	Player	GPGS	Min	Avg	Total			3-PTS			Rebounds				PF		FO		A	TO	Blk	Stl	Pts	Avg		
					FG	FGA	Pct	3FG	FGA	Pct	FT	FTA	Pct	Off	Def	Tot	Avg	Off							Def	
01	Lucas, Kalin	18	17	600	33.3	96	231	.416	21	54	.389	84	99	.848	17	27	44	2.4	26	0	66	49	2	15	297	16.5
14	Suton, Goran	18	17	494	27.4	65	132	.492	9	27	.333	41	51	.804	54	98	152	8.4	41	1	30	32	7	18	180	10.0
15	Summers, Durrell	18	11	405	22.5	57	139	.410	20	63	.317	25	33	.758	25	28	53	2.9	30	0	12	29	6	9	159	8.8
03	Allen, Chris	18	1	331	18.4	48	123	.390	24	74	.324	27	34	.794	14	23	37	2.1	34	0	19	30	0	4	147	8.2
02	Morgan, Raymar	15	7	326	21.7	46	95	.484	3	8	.375	27	46	.587	25	61	86	5.7	28	1	17	21	2	7	122	8.1
10	Roe, Delvon	18	15	343	19.1	45	78	.577	0	0	.000	29	60	.483	40	62	102	5.7	36	0	16	22	14	8	119	6.6
05	Walton, Travis	18	17	515	28.6	27	74	.365	0	1	.000	11	23	.478	12	31	43	2.4	44	0	67	19	0	33	65	3.6
34	Lucious, Korie	18	1	167	9.3	16	41	.390	13	31	.419	1	4	.250	1	12	13	0.7	21	1	18	15	1	4	46	2.6
41	Gray, Marquise	18	1	152	8.4	12	25	.480	0	0	.000	11	14	.786	13	28	41	2.3	26	0	4	16	5	0	35	1.9
23	Green, Draymond	17	0	165	9.7	11	21	.524	0	0	.000	11	16	.688	15	29	44	2.6	27	0	13	10	3	4	33	1.9
20	Kebler, Mike	4	0	4	1.0	0	1	.000	0	1	.000	2	2	1.000	0	1	1	0.3	0	0	1	0	0	0	2	0.5
25	Crandell, Jon	5	0	5	1.0	0	0	.000	0	0	.000	2	2	1.000	0	0	0	0.0	0	0	0	0	0	0	2	0.4
00	Ibok, Idong	11	2	53	4.8	1	2	.500	0	0	.000	2	2	1.000	3	7	10	0.9	10	0	4	2	0	0	4	0.4
13	Thornton, Austin	11	0	24	2.2	0	3	.000	0	3	.000	4	4	1.000	1	2	3	0.3	6	0	2	2	0	0	4	0.4
40	Herzog, Tom	6	1	11	1.8	1	2	.500	0	0	.000	0	0	.000	0	1	1	0.2	0	0	0	0	1	0	2	0.3
22	Dahlman, Isaiah	5	0	5	1.0	0	0	.000	0	0	.000	0	0	.000	0	2	2	0.4	0	0	0	0	0	0	0	0.0
TM TEAM.....															35	27	62	3.4	1		4					
Total.....		18				425	967	.440	90	262	.344	277	390	.710	255	439	694	38.6	330	3	265	253	43	102	1217	67.6
Opponents.....		18				369	900	.410	111	371	.299	216	312	.692	144	343	487	27.1	345	-	200	237	57	101	1065	59.2

SCORE BY PERIODS:	1st	2nd	Total
Michigan State	579	638	1217
Opponents	500	565	1065

DEADBALL REBOUNDS:	OFF	DEF	Total
Michigan State	55	3	58
Opponents	45	1	46

Team Statistics	MSU	OPP
SCORING	1217	1065
Points per game	67.6	59.2
Scoring margin	+8.4	-

FIELD GOALS-ATT	425-967	369-900
Field goal pct	.440	.410
3 POINT FG-ATT	90-262	111-371
3-point FG pct	.344	.299
3-pt FG made per game	5.0	6.2
FREE THROWS-ATT	277-390	216-312
Free throw pct	.710	.692
F-Throws made per game	15.4	12.0

REBOUNDS	694	487
Rebounds per game	38.6	27.1
Rebounding margin	+11.5	-

ASSISTS	265	200
Assists per game	14.7	11.1

ASSISTS	265	200
---------	-----	-----

ASSISTS per game	14.7	11.1
------------------	------	------

ASSISTS	265	200
---------	-----	-----

ASSISTS per game	14.7	11.1
------------------	------	------

ASSISTS	265	200
---------	-----	-----

ASSISTS per game	14.7	11.1
------------------	------	------

ASSISTS	265	200
---------	-----	-----

ASSISTS per game	14.7	11.1
------------------	------	------

ASSISTS	265	200
---------	-----	-----

ASSISTS per game	14.7	11.1
------------------	------	------

ASSISTS	265	200
---------	-----	-----

ASSISTS per game	14.7	11.1
------------------	------	------

ASSISTS	265	200
---------	-----	-----

ASSISTS per game	14.7	11.1
------------------	------	------

ASSISTS	265	200
---------	-----	-----

ASSISTS per game	14.7	11.1
------------------	------	------

ASSISTS	265	200
---------	-----	-----

ASSISTS per game	14.7	11.1
------------------	------	------

ASSISTS	265	200
---------	-----	-----

ASSISTS per game	14.7	11.1
------------------	------	------

2008-09 MICHIGAN STATE FIRSTS

Opponent	First Points	How	Time	First Sub	Time
Idaho	Goran Suton	Jumper	19:31	M. Gray/D. Summers	15:50
at IPFW	Kalin Lucas	Jumper	19:42	D. Summers/K. Lucious	16:07
vs. Maryland	Raymar Morgan	Layup	19:36	Durrell Summers	18:38
vs. Oklahoma State	Travis Walton	Free Throw	19:19	Raymar Morgan	16:50
vs. Wichita State	Durrell Summers	Jumper	19:54	Delvon Roe	16:52
vs. N. Carolina	Raymar Morgan	Dunk	19:30	D. Summers/D. Green/I. Ibok	16:11
Bradley	Chris Allen	Jumper	19:08	K. Lucious/D. Summers	16:44
Alcorn State	Travis Walton	Jumper	19:33	C. Allen/M. Gray	17:00
The Citadel	Kalin Lucas	Free Throw	18:59	C. Allen/M. Gray	16:34
vs. Texas	Delvon Roe	Layup	17:19	C. Allen/G. Suton	16:50
vs. Oakland	Goran Suton	Layup	19:13	Chris Allen	16:48
at Minnesota	Goran Suton	Jumper	15:59	Marquise Gray	16:24
at Northwestern	Raymar Morgan	3-Pointer	18:13	Chris Allen	17:13
Ohio State	Delvon Roe	Dunk	18:26	Chris Allen	16:28
Kansas	Delvon Roe	Free Throw	19:20	Idong Ibok	18:01
at Penn State	Kalin Lucas	Jumper	19:27	Chris Allen	16:02
Illinois	Travis Walton	Jumper	19:09	Marquise Gray	17:43
Northwestern	Chris Allen	Jumper	19:35	Morgan/Summers/Gray	15:33
at Ohio State	Goran Suton	Tip-In	18:05	Chris Allen	15:54
at Iowa	Durrell Summers	Layup	19:27	Raymar Morgan	15:58
Penn State	Delvon Roe	Tip-In	18:28	C. Allen/M. Gray	16:14
Minnesota	Durrell Summers	3-Pointer	19:55	Chris Allen	14:25
Indiana	Delvon Roe	Dunk	17:57	Chris Allen	16:18
at Michigan	Goran Suton	Layup	18:22	C. Allen/M. Gray	15:10
at Purdue	Durrell Summers	Jumper	19:12	Allen/Gray/Morgan	15:21
Wisconsin	Tom Herzog	Layup	18:29	R. Morgan/G. Suton	17:01
Iowa	Delvon Roe	Layup	19:21	C. Allen	17:39
at Illinois	Durrell Summers	3-Pointer	19:46	R. Morgan/D. Green	16:07
at Indiana	Goran Suton	Layup	19:10	R. Morgan/C. Allen	16:49
Purdue	Marquise Gray	Free Throw	18:14	D. Summers/D. Roe	16:49
vs. Minnesota	Kalin Lucas	3-Pointer	19:38	D. Summers	16:55
vs. Ohio State	Raymar Morgan	Jumper	19:37	Marquise Gray	15:41
vs. Robert Morris	Raymar Morgan	Dunk	19:56	C. Allen/M. Gray	16:30
vs. USC	Travis Walton	Jumper	19:51	C. Allen/D. Green	16:36
vs. Kansas	Goran Suton	Layup	16:54	C. Allen/D. Green	16:13
vs. Louisville	Goran Suton	Layup	17:55	M. Gray/D. Green	16:38
vs. Connecticut	Kalin Lucas	Jumper	19:37	Chris Allen	17:03

NCAA TOURNAMENT FINAL FOUR • APRIL 4 & 6, 2009

2008-09 STATISTICS - NCAA TOURNAMENT GAMES

Season Box Score

NCAA Tournament Record: 5-0 (Neutral: 5-0)

##	Player	GPGS	Total				3-PTS				Rebounds																
			Min	Avg	FG	FGA	Pct	3FG	FGA	Pct	FT	FTA	Pct	Off	Def	Tot	Avg	PF	FO	A	TO	Blk	Stl	Pts	Avg		
01	Lucas, Kalin	5	5	158	31.6	22	52	.423	7	16	.438	21	24	.875	4	4	8	1.6	4	0	27	12	0	7	72	14.4	
14	Suton, Goran	5	5	144	28.8	21	50	.420	5	11	.455	14	16	.875	16	37	53	10.6	15	0	11	12	6	11	61	12.2	
15	Summers, Durrell	5	0	117	23.4	16	28	.571	8	17	.471	5	7	.714	10	15	25	5.0	7	0	5	5	0	4	45	9.0	
23	Green, Draymond	5	0	96	19.2	17	26	.654	0	0	.000	10	16	.625	7	18	25	5.0	12	1	6	6	1	6	44	8.8	
02	Morgan, Raymar	5	5	90	18.0	15	39	.385	1	4	.250	10	16	.625	8	11	19	3.8	16	0	3	5	0	6	41	8.2	
05	Walton, Travis	5	5	129	25.8	13	35	.371	0	0	.000	4	4	1.000	1	7	8	1.6	15	0	18	5	0	7	30	6.0	
03	Allen, Chris	5	0	91	18.2	9	31	.290	5	17	.294	6	6	1.000	6	6	12	2.4	7	0	9	3	0	0	29	5.8	
10	Roe, Delvon	5	5	78	15.6	8	14	.571	0	0	.000	4	7	.571	7	9	16	3.2	6	0	5	1	3	0	20	4.0	
34	Lucious, Korie	5	0	37	7.4	4	15	.267	3	11	.273	3	3	1.000	1	2	3	0.6	1	0	4	5	0	1	14	2.8	
41	Gray, Marquise	5	0	28	5.6	2	3	.667	0	0	.000	2	2	1.000	1	5	6	1.2	7	0	1	3	0	0	6	1.2	
22	Dahlman, Isaiah	2	0	5	2.5	1	1	1.000	0	0	.000	0	1	.000	0	1	1	0.5	0	0	0	0	0	0	2	1.0	
25	Crandell, Jon	1	0	1	1.0	0	0	.000	0	0	.000	0	0	.000	0	0	0	0.0	0	0	0	0	0	0	0	0.0	
40	Herzog, Tom	2	0	2	1.0	0	0	.000	0	0	.000	0	0	.000	0	0	0	0.0	0	0	0	0	0	0	0	0.0	
20	Kebler, Mike	1	0	1	1.0	0	0	.000	0	0	.000	0	0	.000	0	0	0	0.0	0	0	0	0	0	0	0	0.0	
13	Thornton, Austin	2	0	4	2.0	0	0	.000	0	0	.000	0	0	.000	0	0	0	0.0	0	0	0	1	0	0	0	0.0	
00	Ibok, Idong	5	0	19	3.8	0	1	.000	0	0	.000	0	0	.000	1	1	2	0.4	6	0	0	2	1	0	0	0.0	
TM TEAM.....													11				6	17	3.4	0				2			
Total.....			5		128	295	.434	29	76	.382	79	102	.775	73	122	195	39.0	96	1	89	62	11	42		364	72.8	
Opponents.....			5		115	277	.415	17	61	.279	71	103	.689	60	106	166	33.2	88	-	57	64	28	37		318	63.6	

SCORE BY PERIODS:	1st	2nd	Total
Michigan State	178	186	364
Opponents	166	152	318

DEADBALL REBOUNDS:	OFF	DEF	Total
Michigan State	11	0	11
Opponents	12	0	12

Team Statistics	MSU	OPP
SCORING	364	318
Points per game	72.8	63.6
Scoring margin	+9.2	-

FIELD GOALS-ATT	128-295	115-277
Field goal pct	.434	.415
3 POINT FG-ATT	29-76	17-61
3-point FG pct	.382	.279
3-pt FG made per game	5.8	3.4
FREE THROWS-ATT	79-102	71-103
Free throw pct	.775	.689
F-Throws made per game	15.8	14.2

REBOUNDS	195	166
Rebounds per game	39.0	33.2
Rebounding margin	+5.8	-

ASSISTS	89	57
Assists per game	17.8	11.4

TURNOVERS	62	64
Turnovers per game	12.4	12.8
Turnover margin	+0.4	-
Assist/turnover ratio	1.4	0.9

STEALS	42	37
Steals per game	8.4	7.4

BLOCKS	11	28
Blocks per game	2.2	5.6

WINNING STREAK	5	-
Home win streak	0	-

ATTENDANCE	0	169413
Home games-Avg/Game	0-0	0-0
Neutral site-Avg/Game	-	5-33883

NCAA TOURNAMENT FINAL FOUR • APRIL 4 & 6, 2009

2008-09 RESULTS

Overall Record: 31-6 (Home: 12-2; Away: 9-1; Neutral: 10-3)

Big Ten Record: 15-3 (Home: 7-2; Away: 8-1)

Date	Opponent	Result	Attend.	Points Leader	Rebounds Leader	Assists Leader
11/16	Idaho (6/-)	W, 100-62	14,759	Allen, Morgan (21)	Gray (8)	Lucas (9)
11/19	at IPFW (5/-)	W, 70-59	6,704	Morgan (22)	Suton (10)	Walton (4)
11/27	\$ vs. Maryland (5/-)	L, 62-80	4,464	Walton (16)	Green (6)	Lucas (4)
11/28	\$ vs. Oklahoma State (5/-)	W, 94-79	4,658	Morgan (29)	Green (8)	Lucas (10)
11/30	\$ vs. Wichita State (5/-)	W, 65-57	3,768	Gray (12)	Roe (11)	Lucas (5)
12/3	+ vs. North Carolina (13/1)	L, 63-98	25,267	Morgan (21)	Roe (8)	Lucas (5)
12/7	Bradley (13/-)	W, 75-59	14,759	Allen (19)	Morgan (10)	Lucas (9)
12/13	Alcorn State (18/-)	W, 118-60	14,759	Allen (20)	Gray, Roe (8)	Lucious (11)
12/17	The Citadel (19/-)	W, 79-65	14,759	Morgan (26)	Morgan (10)	Lucas (8)
12/20	@ vs. Texas (19/5)	W, 67-63	14,759	Suton (18)	Morgan, Roe, Lucas (5)	Morgan, Lucas (4)
12/27	& vs. Oakland (11/-)	W, 82-66	15,361	Suton (16)	Suton, Morgan (9)	Lucas (6)
12/31	* at Minnesota (10/21)	W, 70-58	14,625	Lucas (24)	Suton (12)	Walton (5)
1/3	* at Northwestern (10/-)	W, 77-66	8,117	Morgan (22)	Morgan (13)	Lucas (9)
1/6	* Ohio State (8/-)	W, 67-58	14,759	Lucas (20)	Morgan (10)	Walton (4)
1/10	Kansas (8/-)	W, 75-62	14,759	Lucas (22)	Morgan (8)	Allen (3)
1/14	* at Penn State (7/-)	W, 78-73	10,270	Morgan (17)	Suton (14)	Walton (6)
1/17	* Illinois (7/-)	W, 63-57	14,759	Suton (12)	Morgan (8)	Walton (4)
1/21	* Northwestern (7/-)	L, 63-70	14,759	Lucas (20)	Suton (14)	Five with 2
1/25	* at Ohio State (7/-)	W, 78-67	18,767	Summers (26)	Suton (9)	Morgan (4)
1/29	* at Iowa (9/-)	W, 71-56	13,640	Lucas (24)	Suton (11)	Walton, Lucas (4)
2/1	* Penn State (9/-)	L, 68-72	14,759	Lucas (23)	Suton (9)	Walton, Lucas (4)
2/4	* Minnesota (13/19)	W, 76-47	14,759	Summers (21)	Roe, Suton (7)	Walton (5)
2/7	* Indiana (13/-)	W, 75-47	14,759	Allen (16)	Green (12)	Three with 3
2/10	* at Michigan (9/-)	W, 54-42	13,751	Lucas (15)	Roe (10)	Walton (4)
2/17	* at Purdue (6/19)	W, 72-54	14,123	Lucas (14)	Roe, Suton (7)	Lucas (3)
2/22	* Wisconsin (6/-)	W, 61-50	14,759	Lucas (17)	Suton (10)	Walton (6)
2/25	* Iowa (9/-)	W, 62-54	14,759	Roe (16)	Allen, Green (5)	Lucas, Walton (6)
3/1	* at Illinois (9/20)	W, 74-66	16,618	Lucas (18)	Suton (10)	Walton (5)
3/3	* at Indiana (8/-)	W, 64-59	15,006	Lucas (15)	Morgan (7)	Lucas (5)
3/8	* Purdue (8/19)	W, 62-51	14,759	Lucas (21)	Suton (10)	Lucas (4)
3/13	^ Minnesota (7/-)	W, 64-56	13,023	Allen (17)	Suton (10)	Walton (6)
3/14	^ Ohio State (7/-)	L, 70-82	15,728	Lucas (17)	Suton (8)	Morgan (2)
3/20	% Robert Morris (8/-)	W, 77-62	12,814	Morgan (16)	Suton (17)	Lucious (4)
3/22	% USC (8/-)	W, 74-69	14,279	Walton (18)	Suton (10)	Lucas (7)
3/27	# Kansas (8/14)	W, 67-62	33,780	Suton (20)	Suton (9)	Lucas (7)
3/29	# Louisville (8/1)	W, 64-52	36,084	Suton (19)	Suton, Green (10)	Lucas (5)
4/4	= Connecticut (8/5)	W, 82-73	72,456	Lucas (21)	Morgan (9)	Walton (8)

Associated Press rankings in parentheses (MSU/Opp.)

* - indicates Big Ten Conference game

\$ - Old Spice Classic (Orlando, Florida)

+ - ACC/Big Ten Challenge (Ford Field, Detroit, Mich.)

@ - at Toyota Center (Houston, Texas)

& - at The Palace of Auburn Hills (Auburn Hills, Mich.)

^ - Big Ten Tournament (Indianapolis, Ind.)

% - NCAA Tournament (Minneapolis, Minn.)

Attendance Summary	Totals	Avg./Game
HOME (14 games)	206,626	14,759
AWAY (10 games)	131,621	13,162
NEUTRAL (14 games)	268,756	19,197
TOTAL (37 games)	607,003	16,405