



# MICHIGAN STATE SPARTAN BASKETBALL

2010 NCAA TOURNAMENT - FINAL FOUR  
No. 5 MICHIGAN STATE (28-8) vs. No. 5 BUTLER (32-4)  
INDIANAPOLIS, IND. - LUCAS OIL STADIUM

## YOU DON'T WANT TO MISS THIS

\* MSU is the only team to have appeared in six Final Fours over the past 12 years. (see page 2).

\* MSU's total margin of victory (13) in this year's tournament is the lowest for a Final Four team since the tournament expanded to 64 teams. (see page 2).

\* The Spartans are 7-0 all-time in NCAA Tournament games in Indianapolis (see page 7).

## MICHIGAN STATE 2009-10 SCHEDULE

November			
1	<b>NORTHWOOD</b> (Exh.) (Bigtennetwork.com)	W, 76-45	
9	<b>GRAND VALLEY ST.</b> (Exh.) (Bigtennetwork.com)	W, 76-53	
13	<b>FLORIDA GULF COAST</b> (ESPN360)	W, 97-58	
17	<b>GONZAGA</b> (ESPN)	W, 75-71	
Legends Classic-MSU Host Site			
20	<b>TOLEDO</b> (BTN)	W, 75-62	
22	<b>VALPARAISO</b> (BTN)	W, 90-60	
Legends Classic-Championship Rounds			
27	vs. Florida [1] (HDNet)	L, 74-77	
28	vs. UMass [1] (HDNet)	W, 106-68	
December			
1	at #10 North Carolina [2] (ESPN)	L, 82-89	
4	<b>WOFFORD</b> (BTN)	W, 72-60	
7	at The Citadel (ESPNU)	W, 69-56	
10	<b>OAKLAND</b> (BTN)	W, 88-57	
19	<b>IPFW</b> (BTN)	W, 80-58	
22	at #2 Texas (ESPN2)	L, 68-79	
30	<b>TEXAS-ARLINGTON</b> (BTN)	W, 87-68	
January			
2	at #25 Northwestern (BTN)	W, 91-70	
6	#17 <b>WISCONSIN</b> (BTN)	W, 54-47	
9	at Iowa (BTN)	W, 71-53	
13	<b>MINNESOTA</b> (BTN)	W, 60-53	
16	<b>ILLINOIS</b> (CBS)	W, 73-63	
20	<b>IOWA</b> (BTN)	W, 70-63	
23	at Minnesota (CBS)	W, 65-64	
26	at Michigan (ESPN)	W, 57-56	
30	<b>NORTHWESTERN</b> (BTN)	W, 79-70	
February			
2	at #16 Wisconsin (ESPN)	L, 49-67	
6	at Illinois (ESPN)	L, 73-78	
9	#6 <b>PURDUE</b> (ESPN)	L, 64-76	
13	at Penn State (ESPN)	W, 65-54	
16	at Indiana (ESPN)	W, 72-58	
21	#9 <b>OHIO STATE</b> (CBS)	L, 67-74	
28	at #3 Purdue (CBS)	W, 53-44	
March			
4	<b>PENN STATE</b> (ESPN2)	W, 67-65	
7	<b>MICHIGAN</b> (CBS)	W, 64-48	
Big Ten Tournament			
12	vs. Minnesota (BTN) [3]	L, 67-72	
NCAA Tournament			
19	vs. New Mexico State (CBS) [4]	W, 70-67	
21	vs. #20 Maryland (CBS) [4]	W, 85-83	
26	vs. Northern Iowa (CBS) [5]	W, 59-52	
28	vs. #15 Tennessee (CBS) [5]	W, 70-69	
April			
3	vs. #11 Butler (CBS) [6]	6:07 p.m.	

Home games (**BOLD**) played at the Breslin Center  
Game times are Eastern Time

- [1] - Atlantic City, N.J.
- [2] - ACC/Big Ten Challenge
- [3] - Conesco Fieldhouse - Indianapolis, Ind.
- [4] - Spokane Veterans Memorial Arena - Spokane, Wash.
- [5] - Edward Jones Dome - St. Louis, Mo.
- [6] - Lucas Oil Stadium - Indianapolis, Ind.

## MSU ATHLETIC COMMUNICATIONS

**Basketball SID:** Matt Larson

**E-mail:** larson@ath.msu.edu

**Office:** 517-355-2271 **Fax:** 517-353-9636

**Address:** Z-22 Breslin Center,  
East Lansing, MI 48824



No. 5 MICHIGAN STATE (28-8, 14-4)  
vs.  
No. 5 BUTLER (32-4, 18-0)



April 3, 2010 - 6:07 p.m. EDT  
Indianapolis, Ind. - Lucas Oil Stadium

**Radio:** Spartan Sports Network - Will Tieman (Play by Play),  
Gus Ganakas and Matt Steigenga (Color), Adam Ruff (Host)  
Flagship - WJIM 1240 AM/WMMQ 94.9 FM;  
**TV:** CBS - Jim Nantz (Play by Play), Clark Kellogg (Color)

## THE OPENING TIP

On the 10-year anniversary of the 2000 National Championship game, the Spartans will face hometown Butler in the first-ever meeting of No. 5 seeds in the Final Four. Michigan State is making its nation-leading sixth Final Four appearance in the last 12 years. The Spartans have been tested through their first four NCAA Tournament games, posting a total margin of victory of 13 points.

## THE JUMP BALL

	Michigan State	Butler
<b>Record</b>	28-8, 14-4	32-4, 18-0
<b>Coach</b>	Tom Izzo	Brad Stevens
<b>Career Record (Years)</b>	364-145 (15)	88-14 (3)
<b>Leading Scorer</b>	Kalin Lucas (15.2)	Gordon Hayward (15.5)
<b>Leading Rebounder</b>	Draymond Green (7.8)	Gordon Hayward (8.2)
<b>Leading Assists</b>	Kalin Lucas (3.9)	Ronald Nored (3.7)
<b>Series Record</b>	MSU, 13-10 (first NCAA Tournament meeting)	

## POSSIBLE STARTING LINEUPS

Michigan State Spartans (28-8, 14-4)	Ppg.	Rpg.	Appg.	Other
C - #50 Derrick Nix (Fr., 6-8, 280)	2.4	2.1	0.2	.507 FG%
* Started 15 games ... Set MSU freshman debut record with 14 rebounds vs. FGCU ... Only the second Spartan freshman to record a double-double in his debut.				
F - #2 Raymar Morgan (Sr., 6-8, 230)	11.5	6.2	1.8	.535 FG%
* Six double-doubles on the season ... Ranks 10th in MSU career scoring ... 119 career starts, ranking 4th all-time at MSU ... Led MSU in scoring over last seven games (15.6 ppg).				
F - #10 Delvon Roe (So., 6-8, 230)	6.5	5.0	1.1	.559 FG%
* Posted two double-doubles on the season ... Owns season highs of 15 points and 17 rebounds ... Leads the team with 34 blocks ... Playing with torn meniscus in right knee.				
G - #15 Durrell Summers (Jr., 6-4, 205)	11.2	4.6	0.9	.803 FT%
* Midwest Region Most Outstanding Player ... 20 double-figure scoring efforts, including five games with 20+ points ... Scored career-high tying 26 points vs. Maryland in second round.				
G - #34 Korie Lucious (So., 5-11, 170)	5.4	1.7	3.3	1.8 a:t:o ratio
* Missed all of last summer after undergoing two surgeries to repair a broken foot suffered in 2009 NCAA title game ... Hit game-winning 3-pointer at buzzer vs. Maryland.				
F - #23 Draymond Green (So., 6-6, 235)	9.8	7.8	3.1	1.2 spg
* Big Ten Sixth Man of the Year and Third-Team All-Big Ten honoree ... Totaled seven double-doubles on the season ... Third in the Big Ten in rebounding ... All-Midwest Region				
C - #41 Garrick Sherman (Fr., 6-10, 235)	1.9	1.6	0.1	.588 FG%
* Started 12 games on the season ... Averaging 7.2 minutes per game ... Averaged 23.6 points and 15.8 rebounds as a prep senior.				
G - #3 Chris Allen (Jr., 6-3, 205)	8.5	2.9	2.1	53-133 3FG
* Leads MSU in 3-point field goals made, attempted and percentage ... Started 21 of the last 27 games ... Averaging career bests in rebounds, assists and steals.				
G - #13 Austin Thornton (So., 6-5, 220)	1.1	1.1	0.3	5.7 mpg
* Appeared in 32 games ... Averaging 2.3 points, 1.8 rebounds and 7.3 minutes in four NCAA Tournament games.				

KEY  
SUBS

Butler Bulldogs (32-4, 18-0)	Ppg.	Rpg.	Appg.	Other
C - #54 Matt Howard (Jr., 6-8, 230)	11.8	5.3	0.8	.494 FG%
F - #20 Gordon Hayward (So., 6-9, 207)	15.5	8.2	1.7	.827 FT%
G - #1 Shelvin Mack (So., 6-3, 210)	14.2	3.8	3.1	68-176 3FG
G - #21 Willie Veasley (Sr., 6-3, 206)	10.1	4.3	0.9	.498 FG%
G - #5 Ronald Nored (So., 6-0, 174)	6.0	2.9	3.7	1.8 spg

## 2009-10 MICHIGAN STATE NUMERICAL ROSTER

No.	Name	Pos.	Ht.	Wt.	Class	Hometown/High School
1	Kalin Lucas	G	6-1	190	Jr.	Detroit, Mich./Orchard Lake St. Mary's
2	Raymar Morgan	F	6-8	230	Sr.	Canton, Ohio/McKinley
3	Chris Allen	G	6-3	205	Jr.	Lawrenceville, Ga./Meadowcreek
10	Delvon Roe	F	6-8	230	So.	Euclid, Ohio/St. Edward
13	Austin Thornton	G	6-5	220	R-So.	Sand Lake, Mich./Cedar Springs
15	Durrell Summers	G	6-4	205	Jr.	Detroit, Mich./Redford Covenant Christian
20	Mike Kebler	G	6-4	205	Jr.	Okemos, Mich./Okemos
22	Isaiah Dahlman	G	6-6	195	Sr.	Braham, Minn./Braham Area
23	Draymond Green	F	6-6	235	So.	Saginaw, Mich./Saginaw
25	Jon Crandell	F	6-8	230	Sr.	Rochester, Mich./Rochester Adams
34	Korie Lucious	G	5-11	170	So.	Milwaukee, Wis./Pius XI
40	Tom Herzog	C	7-0	250	R-Jr.	Flint, Mich./Powers
41	Garrick Sherman	C	6-10	235	Fr.	Kenton, Ohio/Kenton
*44	Anthony Ianni	C	6-9	260	Jr.	East Lansing, Mich./Okemos
50	Derrick Nix	C	6-8	280	Fr.	Detroit, Mich./Pershing

\* Will be eligible in 2010-11 due to NCAA transfer rules

**Head Coach:** Tom Izzo (15th season)

**Associate Head Coach:** Mark Montgomery (9th season)

**Assistant Coach:** Dwayne Stephens (7th season)

**Assistant Coach:** Mike Garland (10th season)

**Director of Basketball Operations:** Kevin Pauga

**Video Coordinator:** Jordan Ott

**Assistant Video Coordinator:** Doug Herner

**Athletic Trainer:** Tom Mackowiak

**Equipment Manager:** Dave Pruder

**Strength and Conditioning Coach:** Mike Vorkapich

## PRONUNCIATION GUIDE

Isaiah **Dahlman**.....DOLL-munn  
 Draymond **Green**.....DRAY-mond  
 Kalin **Lucas** .....KAY-lin  
 Korie **Lucious** .....Cory LEW-shis  
 Raymar **Morgan** .....RAY-mar  
 Delvon **Roe**.....del-VON ROW

## ON THIS DATE

Michigan State is 1-0 all-time on April 3, including 1-0 in Indianapolis.

Year	Site	W/L	Score	Opponent
2000	N	W	89-76	Florida

SERIES RECORD  
VS. BUTLER

MSU leads 13-10 (H - 9-2; A - 4-8)

Year	Site	W/L	Score
1-14-27	A	L	16-53
1-31-27	H	L	23-29
2-1-36	H	L	21-24
2-8-37	A	L	21-27
1-28-38	H	W	21-15
1-21-39	A	L	33-34
1-28-39	H	W	39-29
1-26-42	H	W	40-39
2-7-42	A	L	36-38
12-17-56	A	L	79-83
12-2-57	H	W	74-55
12-8-58	H	W	72-46
12-28-59	A	W	85-80
12-3-60	H	W	77-71
12-23-61	A	W	77-72
12-28-63	A	W	76-65
12-19-64	A	L	89-90
12-9-65	H	W	75-56
12-14-67	A	L	55-65
12-13-68	H	W	70-60
12-17-69	A	L	60-81
12-14-70	H	W	99-75
12-20-71	A	W	77-71

## THE STARTING FIVE

1. Six Final Fours in 12 Years

Michigan State is making its nation's-best sixth trip to the Final Four in the last 12 years, all under head coach Tom Izzo. MSU is the fourth team to appear in six Final Fours in any 12-year span, and just the third since the tournament expanded to 64 teams in 1985. Coach Izzo and Duke head coach Mike Krzyzewski are the only two coaches to lead their teams to six Final Fours in a 12-year span since the tournament expansion. Overall, the Spartans are making their eighth appearance in a Final Four (1957, 1979, 1999, 2000, 2001, 2005, 2009, 2010), tied for the seventh-most all-time. MSU is 5-6 in Final Four action, having won the national title in 1979 and 2000.

2. Izzo's Recruiting Promise

Every four-year player recruited by Tom Izzo has appeared in at least one Final Four before leaving Michigan State. In total, 55 Spartan student-athletes have been part of a Final Four squad.

3. Izzo And The Final Four

Tom Izzo's six Final Four appearances rank tied for fifth all-time and is also third among active coaches, trailing only Mike Krzyzewski (12) and Roy Williams (7). Izzo is now first among Big Ten coaches, breaking a tie with Bob Knight (5). In addition, he is one of four coaches to take the same school to six Final Fours, joining Krzyzewski, Dean Smith and John Wooden.

4. By The Slimmest Of Margins

Michigan State advanced to the Final Four with a total margin of victory of only 13 points in its four NCAA Tournament games (3.25 per game). The margin is the lowest in NCAA history by a Final Four team since the tournament was expanded to 64 teams in 1985. The previous record was held by the 1995 Arkansas team that won by 15 points. In comparison, the Spartans have had a much tighter run than the other three teams in the Final Four - Butler (41), West Virginia (46) and Duke (74). In MSU's previous five Final Fours since the expansion, the lowest margin was 35 points in 2005.

5. Big Ten In The Final Four

The Big Ten has been well represented over the past 12 years in the Final Four. The Big Ten and ACC lead the nation with 11 teams in the Final Four since 1999, followed by the BIG EAST with seven, Big 12 with six, and the Pac-10 and SEC with four trips.

**TALE OF THE TAPE • MSU/BU STAT BREAKDOWNS**

Category (NCAA Tournament Stats in Paren.).....MSU.....	BU
Scoring Offense.....	72.4 (71.0).....69.4 (64.2)
Scoring Defense.....	64.1 (67.8).....59.6 (56.5)
Scoring Margin.....	+8.3 (+3.3).....+9.8 (+7.7)
Field Goal Pct.....	.472 (.459)......449 (.419)
Field Goal Pct. Defense.....	.408 (.435)......415 (.417)
3Pt. FG Pct.....	.344 (.411)......345 (.367)
3Pt. FG Pct. Defense.....	.331 (.389)......317 (.379)
Free Throw Pct.....	.688 (.736)......739 (.659)
Rebound Margin.....	+8.7 (+6.0).....+2.9 (-3.2)
Turnovers per game.....	13.8 (12.3).....12.2 (10.8)

**MSU VS. BUTLER**
**About Butler**

The Bulldogs are making their first Final Four appearance in school history in their 10th NCAA Tournament trip. The Bulldogs enter Saturday's game with a nation-leading 24-game winning streak. Their 32 victories this season are school and Horizon League records. Butler went 18-0 in league play and is the only unbeaten conference champ in Division I this season.

**Butler vs. The Field of 65**

In six games this season against teams that made this year's NCAA Tournament, Butler posted a 3-3 mark. The Bulldogs defeated Ohio State, Xavier and Siena but fell to Minnesota, Clemson and Georgetown.

**Common Opponents**

The Spartans and Bulldogs share three common opponents, all from the Big Ten - Northwestern, Minnesota and Ohio State. Butler won at Northwestern, 67-54, on Nov. 18 and defeated then-No. 13/15 Ohio State, 74-66, on Dec. 12. The Bulldogs fell to Minnesota, 82-73, on Nov. 26 at the 76 Classic in Anaheim, Calif.

**Series History**

Michigan State is 13-10 all-time against Butler. The last meeting between the schools came on Dec. 20, 1971 in Indianapolis where the Spartans defeated the Bulldogs, 77-71.

**Coach Stevens**

Brad Stevens (DePauw University, '99) is in his third year as a head coach and holds an all-time record of 88-14. Stevens has led his team to NCAA Tournament appearances in all three seasons as head coach where he is 5-2. Prior to being named head coach, Stevens served as an assistant at Butler from 2001-07 where he became the only assistant coach in Butler basketball history to help the Bulldogs to two NCAA Sweet 16 appearances. Stevens became the first men's basketball coach in Butler history to lead the Bulldogs to 30 wins in a season when he did it in his first season (2007-08). He is a two-time Horizon League Coach of the Year. Stevens has won the most games in Division I history over his first three seasons.

**Bulldog Notes**

The Bulldogs made their fourth consecutive NCAA Tournament this season and their seventh appearance in the past decade ... Butler went 18-0 in league play and captured the Horizon League Tournament Championship with a 70-45 win over Wright State in the title game ... Junior forward Matt Howard (11.8 ppg), sophomore forward Gordon Hayward (15.5 ppg) and sophomore guard Shelvin Mack (14.2 ppg) all garnered First-Team All-Horizon League honors ... Howard became the 32nd Butler player to score 1,000 career points earlier this season and now has 1,316 points which ranks 17th-most in school history ... Senior Willie Veasley is the most experienced Bulldog as he has played in a Butler-record nine NCAA Tournament games ... Butler's 117 wins over the past four seasons have set a school and Horizon League record for most wins in four consecutive years ... Butler is 27-4 when Shelvin Mack scores at least 14 points in a game.

**Media Schedule For  
NCAA Final Four**
**Thursday, April 1**

- 10:50-11:10 a.m. - Michigan State  
Student-Athlete Breakout Session
- 11:10-11:25 a.m. - Michigan State  
Tom Izzo Breakout Session
- 12:40-1 p.m. - Butler  
Student-Athlete Breakout Session
- 1-1:15 p.m. - Butler  
Brad Stevens Breakout Session
- 2:25-2:45 p.m. - Duke  
Student-Athlete Breakout Session
- 2:45-3 p.m. - Duke  
Mike Krzyzewski Breakout Session
- 4:05-4:25 p.m. - West Virginia  
Student-Athlete Breakout Session
- 4:25-4:40 p.m. - West Virginia  
Bob Huggins Breakout Session

**Friday, April 2**

- 12-12:50 p.m. - Butler Open Practice
- 1-1:15 p.m. - Coach Stevens PC
- 1:15-1:30 p.m. - BU Student-Athletes PC
- 1:30-1:45 p.m. - MSU Student-Athlete PC
- 1:45-2 p.m. - Coach Izzo PC
- 2:10-3 p.m. - MSU Open Practice
- 1-1:50 p.m. - West Virginia Open Practice
- 2-2:15 p.m. - Coach Huggins PC
- 2:15-2:30 p.m. - West Virginia Student-Ath. PC
- 2:30-2:45 p.m. - Duke Student-Athlete PC
- 2:45-3 p.m. - Coach Krzyzewski PC
- 3:10-4 p.m. - Duke Open Practice



### Big Ten Conference Standings (Through games of March 28)

	Big Ten		Overall	
	W-L	Pct.	W-L	Pct.
Purdue	14-4	.778	29-6	.829
Ohio State	14-4	.778	29-8	.784
<b>Michigan State</b>	14-4	.778	28-8	.778
Wisconsin	13-5	.722	24-9	.727
Illinois	10-8	.556	21-15	.583
Minnesota	9-9	.500	21-14	.600
Northwestern	7-11	.389	20-14	.588
Michigan	7-11	.389	15-17	.469
Indiana	4-14	.222	10-21	.323
Iowa	4-14	.222	10-22	.312
Penn State	3-15	.167	11-20	.355

### ALL-BIG TEN MEDIA VOTE

#### FIRST TEAM

Demetri McCamey, Illinois  
**Kalin Lucas, Michigan State**  
 Evan Turner, Ohio State  
 Robbie Hummel, Purdue  
 E'Twaun Moore, Purdue

#### SECOND TEAM

DeShawn Sims, Michigan  
 John Shurna, Northwestern  
 Talor Battle, Penn State  
 JaJuan Johnson, Purdue  
 Trévon Hughes, Wisconsin

#### THIRD TEAM

Manny Harris, Michigan  
**Draymond Green, Michigan State**  
 William Buford, Ohio State  
 David Lighty, Ohio State  
 Jason Bohannon, Wisconsin

#### HONORABLE MENTION

Mike Davis, Illinois  
 Mike Tisdale, Illinois  
 Verdell Jones III, Indiana  
**Raymar Morgan, Michigan State**  
 Lawrence Westbrook, Minnesota  
 Drew Crawford, Northwestern  
 Michael Thompson, Northwestern  
 Jon Diebler, Ohio State  
 Chris Kramer, Purdue  
 Jon Leuer, Wisconsin

#### PLAYER OF THE YEAR

Evan Turner, Ohio State

#### FRESHMAN OF THE YEAR

Drew Crawford, Northwestern

#### COACH OF THE YEAR

Thad Matta, Ohio State

### NOTES FROM THE 2010 TOURNAMENT

\* Durrell Summers, the Most Outstanding Player of the Midwest Regional, led the Spartans offensively, averaging 20.0 points, while shooting 55.6% (30-56) from the field, including 53.3% (16-30) from behind the arc. His 20.0 points per game is the best among the Final Four teams and is third among players to play four NCAA Tournament games this season.

\* Summers' 4.0 3-point field goals made per game are best among the Final Four teams. He has emerged from behind the arc in the four NCAA games, having hit only 26 trays in 32 games entering the tournament (0.8 per game).

\* Draymond Green was named All-Midwest Region, leading the Spartans with 6.5 rebounds, 3.5 assists and 1.8 blocks per game, while also adding 8.0 points.

\* Michigan State is the fifth team since the tournament expanded in 1985 to advance to the Final Four with a one-point victory in the Regional Final (1987 Indiana, 1990 Duke, 1992 Duke and 2005 Illinois). Each of the previous four schools advanced to the national championship game.

\* MSU has won its four games by a combined 13 points (3.25 per game), the lowest total margin of victory to reach the Final Four since the tournament expanded in 1985.

\* Saturday will be the first meeting between two No. 5 seeds in the Final Four and will be only the third game between teams ranked fifth or lower in the Final Four.

\* 11 different Spartans are averaging 4.5 minutes per game or more in tournament play.

\* MSU is shooting .736 from the foul line, after entering the tournament shooting .681.

\* MSU is averaging 7.5 3-pointers per game and making 41.1% from behind the arc, after hitting 4.8 per game and making only 33.3% entering the tournament.

\* Among the Final Four schools, the Spartans lead in 3-point field goal percentage (.411), 3-point field goals made (7.5), blocks (5.0) and assists (15.3).

\* Korie Lucious has improved his production in the NCAA Tournament, averaging 8.5 points in the four games, compared to 5.0 points in his first 31 games. His playing time has increased to 29.3 minutes per game in the tournament from 21.6 mpg before the NCAAAs began.

### ELITE EIGHT - MSU 70 - TENNESSEE 69

\* Raymar Morgan hit the game-winning free throw with 1.8 seconds left to give MSU the 70-69 victory.

\* Durrell Summers led the Spartans with 21 points in the regional final, going 8-for-10 from the floor with four 3-pointers. Summers has scored in double-figures in seven straight NCAA Tournament games, averaging 16.4 points in those games.

\* Summers was named the Midwest Region Most Outstanding Player and was joined on the All-Region Team by Draymond Green.

\* Morgan recorded his 13th career double-double with 13 points and 10 rebounds (MSU's record is 13-0 in those games). It was his first career double-double in the NCAA Tournament. His 10 rebounds were also an NCAA Tournament high for Morgan.

\* MSU's eight blocks tied the school's NCAA Tournament record and also tied its season high (Nov. 22 vs. Valparaiso).

\* Korie Lucious swiped a career-high five steals, tying the most by a Spartan this season and tying the MSU NCAA Tournament single-game mark.

\* Tennessee is the first Spartan opponent to shoot over 50% from the field in an MSU win. UT shot 24-of-47 (51.1%).

\* Tennessee started the game 6-for-6 from 3-point range, but missed nine of its next 10 attempts to finish 7-for-16 for the game.

\* Tom Izzo improved to 6-1 in Elite Eight games.

### SIX FINAL FOURS IN LAST 12 YEARS



\* Michigan State is the only team to have appeared in six of the last 12 Final Fours and just the fourth school in NCAA history to appear in six Final Fours in any 12-year period. The other schools are Duke, North Carolina, and UCLA.

\* Every four-year player recruited by Tom Izzo has appeared in at least one Final Four before leaving Michigan State.

## SPARTANS ADD ELITE RECRUITING CLASS

Michigan State men's basketball head coach Tom Izzo announced Nov. 11 that four players have signed National Letters of Intent to attend Michigan State next fall and play for the 2010-11 Spartan basketball team. The signees include **Keith Appling** (G, 6-2, 180, Detroit, Mich., Pershing), **Russell Byrd** (G/F, 6-7, 190, Fort Wayne, Ind., Blackhawk Christian), **Alex Gauna** (F, 6-9, 230, Eaton Rapids, Mich., Eaton Rapids) and **Adreian Payne** (C, 6-10, 215, Dayton, Ohio, Jefferson). The foursome gives Michigan State one of the top recruiting classes in the nation.

### Keith Appling (G, 6-2, 180, Detroit, Mich., Pershing)

2010 Hal Schram Mr. Basketball Award winner ... 2010 McDonald's All-American ... 2009 Associated Press Class A Player of the Year as a junior at Pershing High School, playing for Coach A.W. Canada ... Averaged 23.9 points, six assists and five rebounds ... Led Pershing to Class A State Championship, scoring a state title-game record 49 points, while shooting 17-of-24 from the field, including 5-of-7 from 3-point range ... 2009 Dream Team honoree, as selected by the Detroit Free Press and The Detroit News, also earning All-Detroit and All-Metro honors ... Participated in 2009 NBA Players Association Top 100 Camp ... Averaged 20.9 points, 4.2 rebounds and 2.8 assists as a sophomore ... Helped lead Pershing to the Class A title game, scoring 17 points in a losing effort ... Second-team Class A All-State selection as chosen by the Detroit Free Press, earning second-team All-Metro and first-team All-Detroit accolades ... Third-team All-State honoree as selected by The Detroit News, also earning All-Metro honors ... Ranked nationally by Rivals.com (34), Prep Spotlight (34), ESPNU Top 100 (35) and Scout.com (44) ... Among the top players in the nation at his position as ranked by Prep Spotlight (6 Point Guard), ESPNU Top 100 (8 PG), Scout.com (9 Shooting Guard) and Rivals.com (10 PG).

### Russell Byrd (G/F, 6-7, 190, Fort Wayne, Ind., Blackhawk Christian)

Averaged 19.1 points, 8.3 rebounds and 3.2 assists as a junior captain at Blackhawk Christian High School ... First-team All-Northeast Indiana honoree ... Indiana Junior All-Star ... 2009 Associated Press All-State honorable mention ... Fort Wayne News-Sentinel All-Area selection ... One of 30 prep players selected to participate in the 2009 Nike Global Challenge in August, where he teamed with fellow signee Adreian Payne on Team USA Midwest ... Participated in the 2009 NBA Players Association Top 100 Camp, where he connected on 18-of-26 from 3-point range ... Participant at 2009 LeBron James Skills Academy and the 2009 Vince Carter Skills Academy, a skills camp for the top 20 prep wings in the country; Delvon Roe was a college counselor at the Vince Carter Skills Academy ... Averaged 14 points and 10 rebounds as a sophomore, as Blackhawk Christian posted a 19-6 record, finishing in Elite 8 of Class 1A, winning a sectional championship ... Ranked nationally by ESPNU Top 100 (56), Prep Spotlight (63), Scout.com (84) and Rivals.com (108) ... Among the top players in the nation at his position as ranked by Prep Spotlight (17 Wing Forward), ESPNU Top 100 (18 Shooting Guard), Scout.com (20 Shooting Guard) and Rivals.com (24 Small Forward).

### Alex Gauna (F, 6-9, 230, Eaton Rapids, Mich., Eaton Rapids)

Averaged 16.5 points, 10.4 rebounds and 2.4 blocks as a junior at Eaton Rapids High School, playing for Coach Adam Trumpour ... Shot 62 percent from the field and 70 percent from the foul line ... Fourth-team Class B All-State selection as chosen by the Detroit Free Press ... Class B All-State special mention by Lansing State Journal and All-Area selection ... Very strong front-court player, but also had the ball skills to bring the ball up against the press at times last season ... Averaged 15.4 points, 7.6 rebounds and 4.2 blocks as a sophomore ... 2008 All-State honorable mention selection ... Class B All-Area pick by Lansing State Journal ... 2007 Class B All-Area honorable mention by Lansing State Journal ... Ranked nationally by Scout.com (102) and Rivals.com (149) ... Among the top players in the nation at his position as ranked by Prep Spotlight (15 Center), ESPNU Top 100 (17 C), Scout.com (22 Power Forward) and Rivals.com (31 PF).

### Adreian Payne (C, 6-10, 215, Dayton, Ohio, Jefferson)

Averaged 15 points, 12 rebounds and four blocks as a junior at Jefferson High School for Coach Art Winston ... Shot 53 percent from the field ... Helped lead Jefferson to a 19-5 record ... Named first-team All-Area in Division IV by the Dayton Daily News ... 2009 special mention All-State honoree ... Long, athletic shot-blocker that can run the floor ... Owns a 7-0 wing span ... One of 16 participants at Amare Stoudemire Skills Academy, a skills camp for the nation's elite prep big men ... Participated in the 2009 LeBron James Skills Academy ... One of 30 prep players selected to participate in the 2009 Nike Global Challenge in August, where he teamed with fellow signee Russell Byrd on Team USA Midwest ... Attended 2009 NBA Players Association Top 100 Camp ... Played AAU with All-Ohio Red 17 & Under, capturing the Boo Williams Invite over the 2009 Easter weekend ... First Dayton-area Spartan since Andre Hutson (Trotwood-Madison) ... Averaged 15.4 points as a sophomore ... Named first-team All-Area in Division IV by the Dayton Daily News ... 2008 second-team All-State honoree ... Ranked nationally by Scout.com (19), Rivals.com (20), ESPNU Top 100 (23) and Prep Spotlight (25) ... Among the top players in the nation at his position as ranked by Rivals.com (4 Center), Prep Spotlight (5 C), Scout.com (5 C) and ESPNU Top 100 (7 Power Forward).

## ALL-BIG TEN COACHES VOTE

### FIRST TEAM

Demetri McCamey, Illinois  
**Kalin Lucas, Michigan State**  
 Evan Turner, Ohio State  
 Robbie Hummel, Purdue  
 E'Twaun Moore, Purdue

### SECOND TEAM

DeShawn Sims, Michigan  
 John Shurna, Northwestern  
 Talor Battle, Penn State  
 JaJuan Johnson, Purdue  
 Trévon Hughes, Wisconsin

### THIRD TEAM

Manny Harris, Michigan  
**Draymond Green, Michigan State**  
**Raymar Morgan, Michigan State**  
 William Buford, Ohio State  
 Jason Bohannon, Wisconsin

### HONORABLE MENTION

Mike Tisdale, Illinois  
 Verdel Jones III, Indiana  
 Aaron Fuller, Iowa  
 Matt Gatens, Iowa  
 Lawrence Westbrook, Minnesota  
 Michael Thompson, Northwestern  
 Jon Diebler, Ohio State  
 David Lighty, Ohio State  
 Chris Kramer, Purdue  
 Jon Leuer, Wisconsin

### ALL-FRESHMAN TEAM

D.J. Richardson, Illinois  
 Christian Watford, Indiana  
 Eric May, Iowa  
 Drew Crawford, Northwestern  
 Kelsey Barlow, Purdue

### ALL-DEFENSIVE TEAM

Jeremy Nash, Northwestern  
 Dallas Lauderdale, Ohio State  
 JaJuan Johnson, Purdue  
 Chris Kramer, Purdue  
 Trévon Hughes, Wisconsin

### PLAYER OF THE YEAR

Evan Turner, Ohio State

### DEFENSIVE PLAYER OF THE YEAR

Chris Kramer, Purdue

### FRESHMAN OF THE YEAR

D.J. Richardson, Illinois

### SIXTH MAN OF THE YEAR

**Draymond Green, Michigan State**

### COACH OF THE YEAR

Matt Painter, Purdue

# **MSU'S RECORD IN 09-10 WHEN:**

At home: 15-2

On road: 8-4

Neutral: 5-2

Leading at the half: 22-1

Trailing at the half: 6-7

Tied at halftime: 0-0

Shoot 50% or above from field: 11-2

Shoot less than 50% from field: 17-6

Opp. shoots 50% or above: 1-5

Opp. shoots less than 50%: 27-3

MSU outshoots opp.: 23-2

Opp. outshoots MSU: 5-6

Both teams shoot same from floor: 0-0

MSU outrebounds opp.: 23-4

Opp. outrebounds MSU: 1-3

Rebounds are equal: 4-1

MSU has more turnovers: 13-6

Opp. has more turnovers: 12-2

Turnovers are equal: 3-0

Game decided by 1-5 pts: 7-3

Game decided by 6-10 pts: 7-2

Game decided by 11-15 pts: 5-2

Game decided by 16+ pts: 9-1

MSU scores less than 60 pts: 4-1

MSU scores 60-69 pts: 6-4

MSU scores 70-79 pts: 10-2

MSU scores 80+ pts: 8-1

MSU allows less than 60 pts: 13-0

MSU allows 60-69 pts: 11-1

MSU allows 70-79 pts: 3-6

MSU allows 80+ pts: 1-1

MSU in overtime: 0-0

One MSU player scores 10+: 0-1

Two MSU players score 10+: 6-1

Three MSU players score 10+: 11-3

Four MSU players score 10+: 8-3

Five MSU players score 10+: 2-0

Six MSU players score 10+: 1-0

In November: 5-1

In December: 5-2

In January: 9-0

In February: 3-4

In March: 6-1

On Sunday: 5-1

On Monday: 1-0

On Tuesday: 3-4

On Wednesday: 4-0

On Thursday: 2-0

On Friday: 5-2

On Saturday: 8-1

Day Games: 10-1

Night Games: 18-7

# **SWEET 16 - MSU 59 - NORTHERN IOWA 52**

\* MSU allowed just 52 points against Northern Iowa, the fewest MSU has given up in an NCAA Tournament game since Marquette in the 2007 first round (49).

\* The 59 points scored by MSU are the fewest by the Spartans in an NCAA Tournament win since they beat Wisconsin in the 2000 Final Four, 53-49.

\* In the first half, Michigan State shot just 31.8 percent, while Northern Iowa shot 52.2 percent from the floor. It was flipped in the second half, as the Spartans shot 54.5 percent in the second half, compared to just 23.8 percent for the Panthers.

\* Michigan State was out-rebounded 16-10 in the first half, but dominated the glass by a 22-10 margin in the second half.

\* Despite playing with a torn meniscus in his right knee, Delvon Roe played 27 minutes, the most he's played since Dec. 7 at The Citadel (31). Roe contributed six points and five rebounds, hitting both field goals and both free throws he attempted.

\* With Northern Iowa in the lead, 46-44, Durrell Summers hit a 3-pointer at the 7:27 mark to give MSU the 47-46 advantage. MSU did not trail the rest of the game.

\* In his first career NCAA Tournament start, Korie Lucious scored 10 points, collected career high in rebounds (6) and steals (4), and dished out four assists in a career-high 39 minutes. His acrobatic, turnaround jumper with 1:31 remaining gave MSU a four-point lead at 55-51.

\* MSU did not allow UNI to score a field goal over the final 10:20 of the contest.

\* Tom Izzo improved to 7-2 in the Sweet 16.

# **SECOND ROUND - MSU 85 - MARYLAND 83**

\* The game featured just six lead changes, four of which came in the game's final 40 seconds, capped by Korie Lucious' game-winning 3-pointer as time expired.

\* Durrell Summers equaled his career high and established a season high with 26 points.

\* Michigan State held a 14-0 advantage in fast break points.

\* Derrick Nix's 15 minutes were the most he'd played since the second game of the season.

\* Michigan State improved to 15-3 in the second game of an NCAA Tournament weekend under Tom Izzo.

\* Michigan State's 85 points were its most in an NCAA Tournament game since scoring 94 against Kentucky (2OT) in the 2005 regional final, and the most in a regulation tournament game since scoring 89 against Old Dominion in the 2005 first round.

\* Michigan State's 10 made 3-pointers were its third highest total of the season, and tied the third-best effort ever by a Spartan team in the NCAA Tournament.

\* Michigan State's 55.2 field-goal percentage was its best in an NCAA Tournament game since shooting 56.9 percent against Old Dominion in the 2005 first round.

\* Tom Izzo improved to 9-1 in NCAA Tournament second round games.

# **FIRST ROUND - MSU 70 - NEW MEXICO ST. 67**

\* Kalin Lucas scored a career-high 25 points. Lucas hit 7-of-11 shots after hitting 18-of-55 in his previous five games.

\* Lucas' 25 points were the most by a Spartan in the NCAA Tournament since Drew Neitzel scored 26 against North Carolina in the second round of the 2007 NCAA Tournament.

\* MSU improved to 15-5 in first round games since 1985, including 10-3 under Tom Izzo.

\* Raymar Morgan was limited to six minutes and one field goal attempt in the first half due to foul trouble, but recorded 11 points and four rebounds in 19 second-half minutes.

\* Michigan State shot 50 percent in the first half, but just 25.9 percent in the second half.

\* Michigan State committed just nine turnovers, including just two in the second half.

\* Draymond Green recorded the second double-figure rebounding effort of his NCAA Tournament career, having previously grabbed 10 against Louisville in the 2009 Elite Eight.

\* Michigan State hit seven three-pointers, the most by the Spartans in a game since hitting seven against Penn State on Feb. 13.

# **NCAA TOURNAMENT NOTES**

## **NCAA Tournament Tested**

Michigan State's 2009-10 roster has a combined 114 games worth of NCAA Tournament experience, including eight different players who have started at least one game in NCAA postseason play. Even with the loss of Kalin Lucas, who has 11 career NCAA Tournament starts to his credit, Raymar Morgan (15), Delvon Roe (9), Durrell Summers (4), Korie Lucious (2), Derrick Nix (2) and Chris Allen (1) are responsible for 33 combined starting assignments.



### 2000 NCAA Champs - 10th Anniversary

The 2010 NCAA Tournament marks the 10th Anniversary of the 2000 National Champion Michigan State Spartans. MSU defeated No. 16 Valparaiso (65-38) and No. 8 Utah (73-61) in the opening weekend. In the Sweet 16, MSU used second-half rallies to beat both No. 4 Syracuse (75-58) and No. 2 Iowa State (75-64). As the lone No. 1 seed at the Final Four at Indianapolis' RCA Dome, MSU defeated No. 8 Wisconsin (53-41) and No. 5 Florida (89-76). Mateen Cleaves was named Most Outstanding Player of the Final Four, while Charlie Bell, Morris Peterson and A.J. Granger were also on the All-Tournament Team.

### MSU's NCAA Streak

Michigan State is making its 13th straight NCAA Tournament appearance in 2010. It is the longest current streak among Big Ten schools and third longest in the nation. Only Kansas (21) and Duke (15) have longer current streaks. It is also the second-longest streak in Big Ten history. Indiana appeared in 18 consecutive tournaments between 1986 and 2003.

### Spartans In Indianapolis

Michigan State is 7-0 all-time in NCAA Tournament games in Indianapolis, including 2-0 in the Final Four and 2-0 in Lucas Oil Stadium. Last season, the Spartans advanced to the Final Four through Lucas Oil Stadium, beating No. 3 seed Kansas (67-62) in the Sweet 16 and No. 1 seed Louisville (64-52) in the Elite Eight. In its 2000 National Championship season, MSU topped No. 8 seed Wisconsin (53-41) and No. 5 seed Florida (89-76) at the Indianapolis-hosted Final Four. The 1979 National Championship team played in Indianapolis for the Regional Semifinals and Finals, knocking off No. 3 seed LSU (87-71) and No. 1 seed Notre Dame (80-68), respectively. In their first NCAA game in Indianapolis, the Spartans beat Providence (77-63) in the 1978 first round. In its seven games in Indy, Michigan State's margin of victory is 12.0 points per game.

### MSU In The NCAA Tournament

Michigan State is making its 24th appearance in the NCAA Tournament with a record of 52-22. MSU has made eight trips to the Final Four (1957, 1979, 1999, 2000, 2001, 2005, 2009, 2010) and captured the NCAA Championship in 1979 and 2000.

### At His Best When It Counts

Tom Izzo ranks second among active coaches for the best NCAA Tournament winning percentage at .761 (35-11). Duke's Mike Krzyzewski ranks first at .773 (75-22).

### MSU In The Midwest Region

Michigan State is making its eighth appearance in the Midwest Region, having advanced to the Final Four for the fourth time. The Spartans advanced to the Final Four in 1999 and 2000 as the No. 1 seed, in 2009 in the No. 2 seed and this season as the No. 5 seed. MSU also played in the Midwest in 1985, 1986, 1992 and 2004.

### MSU REBOUNDED UNDER COACH IZZO

In Tom Izzo's 14 full seasons at Michigan State, the Spartans have led the Big Ten in rebounding margin 10 times and finished second three more times. In addition, the Spartans have ranked in the top-10 nationally eight times, including leading the nation in 2000, 2001 and 2009.

Year	Rebounding Margin	Big Ten Rank	National Rank
1995-96	+7.1	2nd	12th
1996-97	+5.9	2nd	25th
1997-98	+8.9	1st	5th
1998-99	+9.2	1st	2nd
1999-2000	+11.6	1st	1st
2000-01	+15.4	1st	1st
2001-02	+7.9	1st	6th
2002-03	+5.5	1st	21st
2003-04	+1.7	8th	115th
2004-05	+6.8	1st	11th
2005-06	+5.2	2nd	21st
2006-07	+7.0	1st	8th
2007-08	+6.8	1st	9th
2008-09	+9.3	1st	1st
2009-10	+8.7	1st	1st (as of March 29)

### The Associated Press Top 25 (March 15)

Team	Pts
1. Kansas (65)	1,625
2. Kentucky	1,559
3. Duke	1,427
4. Syracuse	1,412
5. Ohio State	1,377
6. West Virginia	1,365
7. Kansas State	1,209
8. New Mexico	1,043
9. Villanova	961
10. Purdue	915
11. Butler	903
12. Temple	843
13. Michigan State	836
14. Georgetown	788
15. Tennessee	616
16. Wisconsin	603
17. BYU	600
18. Pittsburgh	566
19. Baylor	550
20. Maryland	394
21. Vanderbilt	382
22. Gonzaga	359
23. Texas A&M	290
24. UTEP	141
25. Xavier	106

### ESPN/USA Today Top 25 (March 15)

1. Kansas (31)	775
2. Kentucky	744
3. Duke	699
4. Syracuse	667
5. West Virginia	661
6. Ohio State	626
7. Kansas State	566
8. Butler	511
9. Villanova	471
10. New Mexico	467
11. Purdue	462
12. Michigan State	409
13. Temple	403
14. Tennessee	352
15. Georgetown	341
t-16. BYU	265
t-16. Pittsburgh	265
18. Gonzaga	245
19. Wisconsin	215
20. Maryland	184
21. Baylor	177
22. Vanderbilt	127
23. Texas A&M	126
24. Northern Iowa	122
25. UTEP	67

### MSU By Week

Date	AP	Coaches
Preseason	2	2
Nov. 16	2	2
Nov. 23	2	2
Nov. 30	9	9
Dec. 7	12	14
Dec. 14	12	12
Dec. 21	9	9
Dec. 28	11	11
Jan. 4	10	11
Jan. 11	7	8
Jan. 18	6	7
Jan. 25	5	5
Feb. 1	5	5
Feb. 8	10	10
Feb. 15	11	11
Feb. 22	14	14
March 1	11	12
March 8	11	11
March 15	13	12

## MSU IN 2009-10 BIG TEN AND NCAA STATISTICS

### TEAM

Team	Big Ten Rank	NCAA Rank
Scoring Offense	72.4 2nd	93rd
Scoring Defense	64.1 6th	64th
Scoring Margin	+8.3 5th	40th
FG Pct.	.472 2nd	28th
FG Pct. Def.	.408 4th	58th
3-Pt FG Pct.	.344 5th	154th
3-Pt FG Pct. Def.	.331 5th	112th
3-Pt. FGs/Game	5.1 11th	273rd
FT Pct.	.688 11th	174th
Rebound Margin	+8.7 1st	1st
Assists	16.5 3rd	10th
Steals	6.6 6th	172nd
Blocked Shots	3.3 8th	172nd
Turnover Margin	-1.3 8th	250th
Assist/TO Ratio	1.2 8th	38th
Off. Rebounds	13.3 1st	---
Def. Rebounds	25.3 2nd	---

### INDIVIDUAL

Scoring	Big Ten	NCAA
Kalin Lucas	14.8 12th	---

Rebounding	Big Ten	NCAA
Draymond Green	7.8 3rd	---
Raymar Morgan	6.2 8th	---

FG Percentage	Big Ten	NCAA
Raymar Morgan	.535 3rd	---
Draymond Green	.527 5th	---

FT Percentage	Big Ten	NCAA
Kalin Lucas	.772 11th	---

Assists	Big Ten	NCAA
Kalin Lucas	4.0 6th	---
Korie Lucious	3.3 12th	---
Draymond Green	3.1 t-13th	---

Steals	Big Ten	NCAA
Draymond Green	1.2 t-11th	---
Kalin Lucas	1.2 t-11th	---

3-Pt FG Percentage	Big Ten	NCAA
Chris Allen	.398 6th	---

Blocked Shots	Big Ten	NCAA
Delvon Roe	0.9 t-7th	---
Draymond Green	0.9 t-7th	---

Assist/Turnover Ratio	Big Ten	NCAA
Korie Lucious	1.8 t-5th	---
Draymond Green	1.8 t-5th	---
Kalin Lucas	1.6 t-9th	---

Offensive Rebounds	Big Ten	NCAA
Draymond Green	2.3 t-3rd	---
Raymar Morgan	2.2 6th	---
Delvon Roe	1.9 t-11th	---

Defensive Rebounds	Big Ten	NCAA
Draymond Green	5.5 3rd	---
Raymar Morgan	4.0 13th	---

\* Big Ten stats through games of March 28.  
NCAA stats through games of March 28.

### Izzo's NCAA Streak

Michigan State head coach Tom Izzo is making his 13th straight appearance in the NCAA Tournament. It's the third longest active streak in the nation, trailing only Mike Krzyzewski and Rick Barnes, each of whom made their 15th straight trip this season. Izzo's streak is the nation's second-longest among coaches at just one school, trailing only Krzyzewski. It's the second-longest streak in Big Ten history behind only Bob Knight's 15-straight appearances (1985-2000).

### Final Fours For Active Coaches

With six Final Fours to his credit, Tom Izzo ranks third among active coaches. Mike Krzyzewski leads all active coaches with 11 Final Four appearances, followed by Roy Williams (7).

### Durrell Loves The Tourney Lights

Durrell Summers has scored in double figures in seven straight NCAA Tournament games, including scoring a career-best tying 26 points against Maryland in the 2010 second round. Summers is averaging 16.4 points in the last seven tournament games, and 11.3 points in 13 career tournament games, shooting .541 from the field, including .481 from 3-point range. He is MSU's leading scorer in the tournament this year, scoring 20.0 points per game, shooting .556 from the field and .533 from 3-point range.

### Spartan Opponents In NCAA Tournament

Nine of Michigan State's regular-season opponents made the field of 65 for the 2010 NCAA Tournament, including Big Ten foes Minnesota, Ohio State, Purdue, Wisconsin and non-conference opponents Florida, Gonzaga, Oakland, Texas and Wofford. The Spartans were a combined 7-6 against the nine teams.

### Brilliant Under Short Rest

Under head coach Tom Izzo, Michigan State has a spectacular 16-3 record in the second game of a weekend in NCAA Tournament play. The Spartans' only three losses have come when playing a No. 1 seed.

### MSU As A No. 5 Seed

This is the sixth time in school history that Michigan State has been the No. 5 seed in the NCAA Tournament. MSU is 14-5 as a No. 5 seed, including two trips to the Final Four and four trips to the Sweet 16. In 1986, MSU defeated No. 12 Washington (72-70) and No. 4 Georgetown before falling to No. 1 Kansas (96-86, OT). The Spartans were the No. 5 seed in back-to-back seasons in 1991 and 1992. In 1991, MSU defeated No. 12 UW-Green Bay (60-58), but lost to No. 4 Utah in double overtime (85-84). One year later, MSU defeated No. 12 Southwest Missouri State (61-54) before falling to No. 4 Cincinnati (72-65). MSU advanced all the way to the 2005 Final Four as a No. 5 seed, defeating No. 12 Old Dominion (89-81), No. 13 Vermont (72-61), No. 1 Duke (78-68) and No. 2 Kentucky (94-88, 2OT), before falling to No. 1 North Carolina (87-71). In 2008, MSU was the No. 5 seed, defeating No. 12 Temple (72-61) and No. 4 Pittsburgh (65-54) in Denver, before falling to No. 1 Memphis (92-74) in the Sweet 16. This season, MSU has defeated No. 12 New Mexico State (70-67) and No. 4 Maryland (85-83) in Spokane, before topping No. 9 Northern Iowa (59-52) and No. 6 Tennessee (70-69).

### Exclusive Company

Michigan State ranks tied for fourth among all schools in NCAA Tournament winning percentage for teams with at least 20 tournament games. MSU's .703 winning percentage (52-22) trails only Duke (.754, 92-30), UCLA (.734, 93-34) and North Carolina (.723, 102-39). Florida (.703, 26-11) stands tied with Michigan State. MSU's 52 tournament wins rank ninth in NCAA history and second among Big Ten schools, behind Indiana (60).

### Two Titles Not Too Shabby

Michigan State is one of just 14 schools to have won two or more NCAA Championships. Cincinnati, Connecticut, Florida, Louisville, North Carolina State, Oklahoma State and San Francisco join MSU with two titles. Only UCLA (11), Kentucky (7), Indiana (5), North Carolina (5), Kansas (3) and Duke (3) and have won more titles.

### MSU BASKETBALL NOTES

#### Green As A Distributor

With 111 assists (3.1 apg), Draymond Green ranks third on the team. The 111 assists are a MSU single-season record for a non-guard, joining Alan Anderson (2003, 104 assists) as the only two non-guards to ever record 100 assists in a single season.



### **MSU's M\*A\*S\*H Unit**

Michigan State advanced to the Final Four despite having more than its fair share of injuries. In addition to Kalin Lucas' season-ending left Achilles injury, his starting backcourt-mate Chris Allen hurt the arch on his right foot against New Mexico State, and has been limited since. Delvon Roe is playing with a torn meniscus in his right knee that will likely require surgery after the season. The injury has caused Roe to miss several practices and limited him to an average of 17.9 minutes over the last six games, although he's averaging 22.8 in the 2010 NCAA Tournament. In addition, Raymar Morgan broke a front tooth in half against Maryland, requiring dental work upon the return to East Lansing.

### **Lucas Out With Achilles Injury**

An MRI conducted Monday, March 22 confirmed that junior guard Kalin Lucas ruptured the Achilles tendon in his left foot during the first half of MSU's NCAA Tournament second round game against Maryland. Recovery time is expected to be 4-6 months and a full and complete recovery is expected. Lucas had surgery on March 30, after postponing it to travel with the team to the Midwest Regional in St. Louis last weekend. He was voted co-Team MVP by his teammates and earned first-team All-Big Ten honors for the second straight year, leading the Spartans in scoring (14.8 ppg), assists (4.0 apg) and minutes (31.1 mpg).

### **Big Ten Titles Under Coach Izzo**

By capturing a share of the 2010 Big Ten Championship, Tom Izzo became just the sixth coach in league history to win six league titles, joining Indiana's Bob Knight, Purdue's Gene Keady and Ward Lambert, Wisconsin's Walter Meanwell and Ohio State's Fred Taylor. He became the first coach to win at least six conference titles in his first 15 seasons since Bob Knight won seven during the same span at Indiana.

### **Senior Stretch Run**

College athletics is full of stories of seniors putting a team on their back down the stretch run of their final season. While Raymar Morgan doesn't need to put the Spartans on his back, his play has gone a long way in determining how successful the end of his career will be. Over the last nine games, Morgan is averaging 14.9 points and 8.3 rebounds, leading the Spartans in both categories. On March 1, he was named co-Big Ten Player of the Week. He is one of 10 finalists for the Lowe's Senior CLASS Award.

### **Defense Tightens Up**

The Spartans have tightened up their defense during the stretch run. After allowing three straight opponents to shoot better than 50 percent from the field in early February, Michigan State is holding opponents to .404 shooting and 62.4 points in the last 11 games.

### **Reducing The Turnovers**

Turnovers have been an issue for Michigan State for much of the year, especially in Spartan losses. MSU, however, is getting better in that area of the game, committing 10 turnovers or fewer in seven of the last 12 and eight of the last 15 games. MSU is averaging 12.6 turnovers in the last 12 games, including 12.3 turnovers in its four NCAA Tournament games.

### **Attacking The Offensive Glass**

Michigan State is averaging a Big Ten-best 13.3 offensive rebounds per contest, leading to 13.2 second chance points per game. The Spartans are grabbing 40.1 percent of their misses. By comparison, Spartan opponents grab just 28.4 percent of their missed shots. Michigan State grabbed more offensive boards than its opponent had defensive boards in games against Florida, Wofford, The Citadel and Purdue. The Spartans are paced in offensive rebounds by Draymond Green with 2.25 per contest.

### **It's All About Boardwork**

This season, MSU has out-rebounded its opponents by a margin of +8.7, ranking first in the nation (as of March 29), bettering 27 of 36 teams, and tying four. The Spartans are 23-4 when out-rebounding an opponent, but 5-4 when failing to do so. Last season, Michigan State led the nation in rebounding margin at +9.3, marking the third time in the last 10 years the Spartans have paced the nation. Including 2009-10, MSU has led the Big Ten in rebounding margin in 11 of the last 13 years. In the Tom Izzo era, MSU has out-rebounded 396 of 509 opponents (.778), posting a 315-81 (.795) mark in those games.

## **MSU IN 2009-10 BIG TEN STATISTICS (CONFERENCE GAMES ONLY)**

### **TEAM**

Team		Big Ten Rank
Scoring Offense	66.3	5th
Scoring Defense	61.3	5th
Scoring Margin	+5.1	4th
FG Pct.	.453	4th
FG Pct. Def.	.411	3rd
3-Pt FG Pct.	.321	8th
3-Pt FG Pct. Def.	.322	1st
3-Pt. FGs/Game	4.2	11th
FT Pct.	.705	9th
Rebound Margin	+8.7	1st
Assists	15.3	3rd
Steals	5.9	6th
Blocked Shots	2.8	7th
Turnover Margin	-1.8	8th
Assist/TO Ratio	1.1	8th
Off. Rebounds	12.7	1st
Def. Rebounds	24.7	2nd

### **INDIVIDUAL**

Scoring		Big Ten
Kalin Lucas	14.1	13th

Rebounding		Big Ten
Draymond Green	7.6	4th
Raymar Morgan	6.6	9th

FG Percentage		Big Ten
Raymar Morgan	.561	1st
Draymond Green	.508	8th

FT Percentage		Big Ten
Kalin Lucas	.802	8th

Assists		Big Ten
Kalin Lucas	3.8	6th
Draymond Green	2.9	13th

3-Point FG Percentage		Big Ten
Chris Allen	.431	4th

Assist/Turnover Ratio		Big Ten
Kalin Lucas	1.5	8th

Blocked Shots		Big Ten
Draymond Green	0.9	10th
Raymar Morgan	0.7	t-13th

Offensive Rebounds		Big Ten
Draymond Green	2.6	3rd
Raymar Morgan	2.3	5th
Durrell Summers	1.7	13th

Defensive Rebounds		Big Ten
Draymond Green	5.0	6th
Raymar Morgan	4.3	10th

\* Final Big Ten conference-only stats.

## Spartan Sports Network Radio Affiliates

### City ..... Call Letters (Frequency)

Alma .....	WFYC-AM 1280
Alpena .....	WATZ-AM 1450
Ann Arbor .....	WLBY-AM 1290
Bad Axe .....	WLEW-AM 1340
Battle Creek .....	WBCK-FM 95.3
Benton Harbor .....	WCSY-FM 103.7
Detroit .....	WJR-AM 760
Escanaba .....	WUPF-FM 107.3
Flint .....	WWCK-AM 1570
Gaylord .....	WMJZ-FM 101.5
Grand Haven .....	WGHN-AM 1370
.....	WGHN-FM 92.1
Grand Rapids .....	WBBL-FM 107.3
Greenville .....	WGLM-FM 106.3
Hastings .....	WBCH-AM 1220
.....	WBCH-FM 100.1
Holland .....	WPNW-AM 1260
Iron Mountain .....	WMIQ-AM 1450
Ishpeming .....	WUPG-FM 96.7
Jackson .....	WIBM-AM 1450
Kalamazoo .....	WKZO-AM 590
Lansing .....	WJIM-AM 1240
.....	WMMQ-FM 94.9
Ludington .....	WKLA-AM 1450
Manistee .....	WMTE-AM 1340
Marquette .....	WDMJ-AM 1320
Midland .....	WLUN-FM 100.9
Newberry .....	WMJT-FM 96.7
Petoskey .....	WJML-AM 1110
Port Huron .....	WPHM-AM 1380
Saginaw .....	WNEM-AM 1250
Sturgis .....	WMSH-AM 1230
Tawas City .....	WKJC-FM 104.7
Traverse City .....	WCCW-AM 1310

### Big Ten Accolades

Kalin Lucas, Draymond Green and Raymar Morgan each earned some form of All-Big Ten recognition, as announced by the league office on March 8. Lucas earned First-Team All-Big Ten honors for the second straight season, becoming the 13th player in MSU history to be a two-time first-team honoree. Green was a unanimous selection for the Sixth Man of the Year award, and also earned third-team honors. Morgan was a third-team selection, as chosen by the league's coaches.

### Go Green

Sophomore Draymond Green is proving to be one of the most versatile players in the Big Ten and one of the nation's premier sixth men, coming off the bench in 33 of 36 games. He is averaging a team-best 7.8 boards per game, recording double-figure rebounds in 11 games. Further demonstrating his versatility, he ranks first on the team in steals (44), second in blocks (32), third in assists (3.1 apg) and field-goal percentage (.527) and fourth in scoring (9.8 ppg). He's recorded a team-best seven double-doubles on the season. Despite coming off the bench in a majority of the contests, he ranks fifth on the squad in minutes per game (25.4 mpg).

### The Sixth Man

Draymond Green was a unanimous selection for Big Ten Sixth Man of the Year, becoming the first Spartan to win the award since its inception in 2006. Not only is he among the best reserves in the Big Ten, but also the nation. He was named National Sixth Man of the Year by Yahoo! Sports. Green has come off the bench in 33 of 36 games, yet he ranks fifth on the squad in minutes played.

### Morgan Joins Elite Company

Raymar Morgan is one of just five players in Michigan State history with 1,500 career points and 700 career rebounds. Currently standing at 1,593 points and 767 rebounds, Morgan joins Steve Smith (2,263 pts., 740 reb.), Greg Kelser (2,014 pts., 1092 reb.), Jay Vincent (1,914 pts., 709 reb.) and Paul Davis (1,718 pts., 910 reb.).

### MSU In March And Beyond

Michigan State is 60-22 in March since the 1998-99 season. For his career, Tom Izzo is 67-29 in March. Over the last two seasons, MSU is 14-2 in what Coach Izzo calls his favorite month of the year. Izzo is 15-3 at home in March as head coach. MSU is 3-2 all-time in April.

### Spartans On The Road

Michigan State and Purdue led the Big Ten with seven conference road wins, while Ohio State ranked third with six. Over the last two seasons, Michigan State is 15-3 away from East Lansing in league play, good for the best two-year road record in school history. In 1997-98 and '98-99, the Spartans were 13-3 on the road. Including neutral site games, MSU is 13-6 away from East Lansing this season.

### Potent Offense

With its up-tempo style of basketball, it's no surprise that Michigan State is among the most productive offensive teams in the Big Ten. The Spartans currently rank second in the Big Ten in scoring offense at 72.4 points per game. It's a team effort, as just one player (Kalin Lucas, 12th-14.8 ppg) ranks in the top 20 in scoring.

### Spartan Depth

Nine different Spartans are averaging 7.2 minutes or more, including seven at 20.6 minutes or more. Kalin Lucas leads Michigan State with 31.1 minutes per contest after averaging a team-best 31.9 minutes per game last season. The Spartans have also used 19 different starting lineups, as 10 different Spartans have started a game, and no one has started every game. Last season, MSU used 14 different starting lineups, including nine in the first 12 games.

### Green Among Best On The Boards

One year after Goran Suton paced the Big Ten in rebounding, another Spartan was among the best on the boards in conference play. Draymond Green finished conference play ranked fourth in the league with 7.6 rebounds per Big Ten contest. He recorded double-figure rebounds in five league games, including a career-high 16 rebounds at Illinois. The 16 boards were the most by any Spartan in a Big Ten game since Andre Hutson grabbed 16 at Penn State in 2001.

**Appling Named McDonald's All-American and Mr. Basketball**

Keith Appling, who signed his National Letter of Intent to attend Michigan State in November 2009, was named to the 2010 McDonald's All-American Team on Feb. 11. Appling is the ninth McDonald's All-American to sign with Michigan State under Tom Izzo, and the first since 2003. On March 22, he was named the winner of the 2010 Hal Schram Mr. Basketball Award. He is the seventh Mr. Basketball winner in the last 12 years to attend Michigan State, a list that includes former high school teammate and current Spartan freshman Derrick Nix. Appling averaged 28 points, six rebounds and five assists per game for Detroit Pershing High School. The McDonald's All-America game will be played on March 31 at Value City Arena in Columbus, Ohio.

**Getting To The Foul Line**

Michigan State has done a good job getting to the foul line this season, averaging 20.7 attempts per game, including 21.8 attempts in the NCAA Tournament and 18.4 in Big Ten games. In league action, the Spartans averaged 3.2 more free-throw attempts per contest than their opponent.

**Morgan On Target**

Raymar Morgan led the Big Ten in field-goal percentage in league games, shooting .561 (83-of-148). Throughout the conference, just 11 players hit 50 percent or better in league play.

**Turnovers, Defense Make A Difference**

Two key factors have emerged as a difference between winning and losing for Michigan State: turnovers and field-goal percentage defense. The Spartans are averaging 15.3 turnovers in their eight losses, including 23 vs. Florida and 22 vs. Texas, leading to 15.9 points for the opponent per game. In 28 wins, MSU is averaging just 13.4 turnovers, leading to just 13.9 opponent points. Defensively, MSU is 21-1 when holding teams below 41 percent shooting, but 7-7 when an opponent shoots above 41 percent. The Spartans are allowing opponents to shoot .492 in their losses, compared to .384 in victory.

**Bench Production**

Michigan State's bench is averaging 24.5 points per game, including 20.9 points in Big Ten play. On average, MSU's bench out-scored Big Ten opponents' benches by a 20.9-10.7 margin, including a remarkable 27-3 edge in the first meeting with Minnesota. In NCAA Tournament games, the Spartans are averaging 20.8 points and 16.8 rebounds off the bench.

**Big Ten Defense**

Michigan State's defense was effective in league play, holding opponents to 61.3 points per game, ranking fifth in the Big Ten. MSU's conference opponents shot .411 from the field, ranking third in the league, including .322 from 3-point range, ranking first. Overall, MSU ranks fourth in the Big Ten in field-goal percentage defense (.408).

**A Touch Of Green In Big Ten Stats**

Overall, Draymond Green ranks third in the Big Ten in rebounding (7.8 rpg), fifth in field-goal percentage (.527) and 11th in steals (1.2 spg). His 1.8 assist-to-turnover ratio ranks fifth in the league, and first among non-guards. He and Ohio State's Evan Turner are the only players in the league 6-foot-6 or taller to average more than three assists per game.

**On The Mark**

As a team, Michigan State is shooting .472 from the floor, ranking second in the Big Ten and 28th in the nation (as of March 29). In league play, MSU shot .453, ranking fourth. Individually, seven Spartans are connecting on better than 50 percent of their shots, led by Tom Herzog at .818 (9-of-11). Among players with more than 75 attempts, Delvon Roe paces the way at .559 (81-145).

**Better At The Foul Line**

Michigan State has struggled at the foul line this season, converting at a .688 percentage. The Spartans have hit .706 percent of their attempts in the last 26 games, raising the team's average from .644 to its current mark. Individually, Kalin Lucas ranks 11th in the Big Ten (.772), including .808 in league play, ranking eighth. As a team, MSU shot .705 in conference action, ranking ninth.

**MSU CAREER STATS**

Points	No.	Years
1. Shawn Respert	2,531	1990-95
2. Steve Smith	2,263	1987-91
3. Scott Skiles	2,145	1982-86
4. Greg Kelser	2,014	1975-79
5. Jay Vincent	1,914	1977-81
6. Sam Vincent	1,851	1981-85
7. Terry Furlow	1,777	1972-76
8. Paul Davis	1,718	2002-06
9. Mike Robinson	1,717	1971-74
10. Raymar Morgan	1,593	2006-SA

Rebounds	No.	Years
1. Greg Kelser	1,092	1975-79
2. Johnny Green	1,036	1956-59
3. Antonio Smith	1,016	1995-99
4. Paul Davis	910	2002-06
5. Mike Peplowski	906	1989-93
6. Goran Suton	887	2005-09
7. Andre Hutson	835	1997-2001
8. Bill Kilgore	814	1970-73
9. Lindsay Hairston	803	1972-75
10. Raymar Morgan	767	2006-SA

Free Throws	No.	Years
1. Paul Davis	477	2002-06
2. Sam Vincent	476	1981-85
3. Shawn Respert	468	1990-95
4. Steve Smith	464	1987-91
5. Scott Skiles	446	1982-86
6. Raymar Morgan	384	2006-SA
7. Alan Anderson	379	2001-05
8. Greg Kelser	374	1975-79
9. Al Ferrari	373	1952-55
10. Julius McCoy	367	1953-56

Free-Throw Att.	No.	Years
1. Paul Davis	625	2002-06
2. Steve Smith	614	1987-91
3. Sam Vincent	593	1981-85
4. Greg Kelser	590	1975-79
5. Raymar Morgan	569	2006-SA
6. Shawn Respert	546	1990-95
7. Julius McCoy	544	1953-56
8. Scott Skiles	525	1982-86
9. Al Ferrari	512	1952-55
10. Andre Hutson	491	1997-2001

3-Point Field Goals	No.	Years
1. Shawn Respert	331	1990-95
2. Chris Hill	306	2001-05
3. Drew Neitzel	273	2004-08
4. Kirk Manns	212	1986-90
5. Maurice Ager	202	2002-06
6. Jason Klein	152	1995-99
7. Steve Smith	147	1987-91
8. Morris Peterson	146	1995-2000
9. Mateen Cleaves	143	1996-2000
10. Chris Allen	141	2007-SA

3-Point FG Attempts	No.	Years
1. Chris Hill	735	2001-05
2. Shawn Respert	728	1990-95
3. Drew Neitzel	684	2004-08
4. Maurice Ager	532	2002-06
5. Mateen Cleaves	457	1996-2000
6. Kirk Manns	446	1986-90
7. Jason Klein	409	1995-99
8. Chris Allen	400	2007-SA
9. Morris Peterson	387	1995-2000
10. Charlie Bell	364	1997-2001



## MSU CAREER STATS (CONTINUED)

### Assists No. Years

1. Mateen Cleaves	816	1996-2000
2. Scott Skiles	645	1982-86
3. Eric Snow	599	1991-95
4. Drew Neitzel	582	2004-08
5. Mark Montgomery	561	1988-92
6. Travis Walton	555	2005-09
7. Earvin Johnson	491	1977-79
8. Steve Smith	453	1987-91
9. Chris Hill	452	2001-05
10. <b>Kalin Lucas</b>	<b>444</b>	<b>2007-SA</b>

### Games Played No. Years

1. Travis Walton	143	2005-09
2. Charlie Bell	140	1997-2001
3. Marquise Gray	138	2005-09
Drew Neitzel	138	2004-08
Andre Hutson	138	1997-2001
6. Morris Peterson	137	1995-2000
7. <b>Raymar Morgan</b>	<b>134</b>	<b>2006-SA</b>
Goran Suton	134	2005-09
9. Aloysius Anagonye	133	1999-2003
10. Paul Davis	130	2002-06

### Games Started No. Years

1. Charlie Bell	136	1997-2001
2. Andre Hutson	129	1997-2001
3. Matt Steigenga	123	1988-92
4. <b>Raymar Morgan</b>	<b>119</b>	<b>2006-SA</b>
5. Shawn Respert	118	1990-95
6. Drew Neitzel	117	2004-08
Steve Smith	117	1987-91
8. Mateen Cleaves	115	1996-2000
Antonio Smith	115	1995-99
Scott Skiles	115	1983-86

### Allen Rounds Out His Game

Chris Allen entered Michigan State with the reputation of being a great shooter. Through his first two years, he struggled with consistency, but has elevated his level of play as a junior. Allen leads the squad in 3-point field goals made (53), attempted (133) and percentage (.398). He's also shooting .430 from the floor. His previous career high percentages were .385 from the floor and .360 from 3-point range, both established last season. In league play, Allen ranked fourth in the Big Ten in 3-point field-goal percentage (.431). As his offense improves so has the rest of his game as he is averaging career best in rebounds (2.9 rpg), assists (2.1 apg) and steals (0.5 spg). He's also emerged as MSU's best perimeter defender.

### Double-Double Trouble

At least one Spartan has recorded a double-double in 17 games, as five different Spartans have posted a double-double. Draymond Green (vs. FGCU, 11 pts., 10 reb.; vs. Florida, 15 pts., 11 reb.; vs. Oakland, 19 pts., 12 reb.; vs. Iowa, 14 pts., 11 reb.; vs. Illinois, 17 pts., 16 reb.; vs. Purdue, 12 pts., 11 reb.; vs. Minnesota, 10 pts., 11 reb.) leads the way with seven, while Raymar Morgan (vs. Wofford, 19 pts., 11 reb.; vs. The Citadel, 11 pts., 10 reb.; vs. Illinois, 14 pts., 10 reb.; vs. Purdue 16 pts., 11 reb.; vs. Michigan 22 pts., 10 reb.; vs. Tennessee 13 pts., 10 reb.) has six, Durrell Summers (vs. Gonzaga, 21 pts., 11 reb.; vs. Michigan, 10 pts., 10 reb.; vs. Northwestern, 24 points, 10 reb.) has tallied three and Delvon Roe (vs. Toledo, 10 pts., 11 reb.; vs. Valparaiso, 10 pts., 17 reb.) has two. Derrick Nix (vs. FGCU, 11 pts., 14 reb.) has one.

### Moving Up The Scoring Chart

With 20 points against Florida, Kalin Lucas became the 40th Spartan to record 1,000 career points. The Spartan junior ranks 17th in MSU history with 1,418 points. His teammate, Raymar Morgan, currently ranks 10th in MSU history with 1,593 points.

### Lending A Helping Hand

According to the most recent NCAA statistics (as of March 29), Michigan State ranks 10th in the nation in assists. With a current average of 16.5 assists per game, the Spartans have recorded an assist on 62.2 percent of their baskets. In the NCAA Tournament, MSU has recorded an assist in 64.2 percent of its makes. It's a team effort, as four different Spartans average at least two assists per game.

### Morgan In Career Rankings

In the final stretch of his Spartan career, Raymar Morgan finds himself among the MSU career leaders in several categories. He currently ranks fourth in games started (119), fifth in free-throw attempts (569), sixth in free throws made (384), 10th in career rebounding (767 rebounds) and 10th in career scoring (1,593 points). Morgan is looking to become just the eighth player in Spartan history to score in double figures in all four years of his career. Against Tennessee, Morgan moved into the top 10 in scoring and rebounding, joining Greg Kelser and Paul Davis as the only players to rank in the top 10 in both categories.

### 20-Win Seasons

With a 65-54 win at Penn State, Michigan State recorded its 11th 20-win season in the last 13 years, all under head coach Tom Izzo. Of the 19 20-win seasons in Spartan history, Izzo has been involved in 16 of them, 11 as a head coach and five as an assistant.

### One-Point Victories

MSU's one-point victory over Tennessee was its third of the season. Earlier this season, for the first time in program history, the Spartans recorded back-to-back one-point road victories (at Minn. 65-64, at Mich. 57-56). Previously, MSU's last one-point Big Ten win came at Minnesota in 2004. The Spartans have not won two Big Ten games by a single point since 1995. The last time MSU won consecutive one-point games came in 1937 (at Geneva, vs. Kentucky). With its win over Tennessee, MSU became the fifth team since the tournament expanded in 1985 to advance to the Final Four with a one-point victory in the Regional Final (1987 Indiana, 1990 Duke, 1992 Duke and 2005 Illinois). Each of the previous four schools advanced to the national championship game.

### Offensive Balance

Michigan State has had four or more players score in double figures in 14 games, as eight different players have scored 10 or more points at least once this season, and six different players have led the team in scoring in a single game.

**Winning In Different Fashions**

A sign of a great team is the ability to win different kinds of basketball games. Michigan State showed that trait in the first two games of the Big Ten season, winning at Northwestern with a 91-point offensive outburst, and defeating Wisconsin, 54-47, with a stifling defensive effort, holding the Badgers to 33.3 percent shooting. It's reminiscent of the 2000 NCAA Championship team that defeated Wisconsin, 53-41, in the National Semifinal and then sprinted by Florida, 89-76, in the title game. Just last year, MSU defeated Louisville in the Elite Eight with 64 points, and beat Connecticut in the Final Four with 82 points.

**Spartan Defense**

One of Tom Izzo's early concerns about his team was the defense, having lost 2009 Big Ten Defensive Player of the Year Travis Walton and outstanding post defender Goran Suton. For the most part, however, the Spartans have responded, limiting opponents to 40.8 percent shooting on the season, as just eight opponents have shot better than 44 percent. MSU has been equally stingy on its 3-point defense, holding teams to 33.1 percent shooting behind the arc, limiting 11 opponents to 25 percent or lower.

**A Program First**

This year, Michigan State had a stretch that saw it play six of eight conference games away from East Lansing for the first time in 60 years of playing Big Ten basketball. Twice before (1955 & 1975), the Spartans have played six of eight games on the road in the middle of the conference season, but in both cases, at least one of the road games was a non-conference tilt. While it's unusual to have a stretch like this, it's not unheard of, as this is the sixth occurrence by a Big Ten squad since the 1999-2000 season, joining Purdue (1999-2000), Indiana (2002-03), Ohio State (2002-03), Iowa (2003-04) and Michigan (2003-04). In 2001, MSU did play five of six games on the road during its Big Ten championship season.

**Hot Start In League Play**

For the first time in 60 seasons of Big Ten basketball, Michigan State opened league play with an 9-0 record. The previous best conference start was 7-0, established in 1977-78, when Earvin "Magic" Johnson was a Spartan freshman.

**Lucas On Wooden Ballot**

Kalin Lucas is one of 26 finalists on the final ballot for the John R. Wooden Award. He is one of just four players (Duke's Kyle Singler, Kansas' Sherron Collins, Notre Dame's Luke Harangody) to appear on the ballot in each of the last two years.

**Taking Care of the Ball**

Korie Lucious has posted impressive numbers in his role as a reserve point guard. He ranks second on the team with 3.2 assists per game and his 1.89 assist-to-turnover ratio ranks fifth in the Big Ten. Last season, he averaged just 1.2 assists with a 1.12 assist-to-turnover ratio.

**Spartan Quad-Captains**

Senior forward Raymar Morgan and junior guard Kalin Lucas were unanimous selections for team co-captains as voted on by their Spartan teammates. Right after Christmas, the MSU coaching staff added Draymond Green and Isaiah Dahlman as captains, rewarding them for their leadership.

**Life Away From Home**

Michigan State is 11-6 away from home this season, including 8-4 on an opponent's home court, with losses at Texas, North Carolina, Wisconsin and Illinois. Four of the Spartans' road games have been against a ranked opponent. MSU has won 15 of its last 18 conference road games. Last season, MSU was 19-5 away from East Lansing, including 10-4 on a neutral court, while also establishing a school record with eight Big Ten road wins.

**Spartans In The NBA**

Five former Spartans are currently on NBA rosters, including Charlie Bell (Milwaukee Bucks), Shannon Brown (Los Angeles Lakers), Morris Peterson (New Orleans Hornets), Zach Randolph (Memphis Grizzlies) and Jason Richardson (Phoenix Suns). Shannon Brown competed in the Sprite Slam Dunk contest at the NBA All-Star Game and Zach Randolph was selected as a Western Conference reserve for the All-Star Game.

**All-Time NCAA Final Four Appearances**

Team	Appearances
1. North Carolina	18
2. UCLA	17
3. Duke	15
4. Kansas	13
Kentucky	13
6. Ohio State	10
7. <b>Michigan State</b>	<b>8</b>
Indiana	8
Louisville	8

**All-Time NCAA Tournament Winning Percentage**

Team	Percentage
1. Duke	.754 (92-30)
2. UCLA	.734 (94-34)
3. North Carolina	.723 (102-39)
4. <b>Michigan State</b>	<b>.703 (52-22)</b>
Florida	.703 (26-11)

**Six Final Fours Appearances In 12 Seasons (since 1985)**

Team	Appearances
<b>Michigan State</b>	<b>6 (99,00,01,05,09,10)</b>
North Carolina	6 (91,93,95,97,98,00)
Duke	7 (86,88,89,90,91,92,94)
Duke	6 (90,91,92,94,99,01)

**Lowest Total Margin Of Victory To Reach the Final Four (since 1985)**

Team	Points
1. <b>Michigan State (2010)</b>	<b>13</b>
2. Arkansas (1995)	15
3. LSU (1986)	17
Memphis (1985)	17

**TALE OF THE TAPE • DUKE/WVU STAT BREAKDOWNS**

Category (NCAA Tournament stats)	Duke	WVU
Scoring Offense	77.4 (72.2)	72.8 (71.8)
Scoring Defense	61.1 (56.2)	63.1 (57.8)
Scoring Margin	+16.3 (+16.0)	+9.7 (+14.0)
Field Goal Pct.	.439 (.432)	.431 (.401)
Field Goal Pct. Defense	.402 (.388)	.413 (.339)
3Pt. FG Pct.	.382 (.382)	.336 (.338)
3Pt. FG Pct. Defense	.278 (.250)	.316 (.205)
Free Throw Pct.	.761 (.745)	.703 (.748)
Rebound Margin	+6.5 (+11.2)	+6.6 (+4.8)
Turnovers per game	11.1 (11.0)	11.9 (13.5)

**Duke Notes****About Duke**

Duke is making its 34th NCAA Tournament appearance all-time and 15th Final Four trip. The Blue Devils advanced to the NCAA Tournament after winning both the ACC Tournament Championship, as well as finishing atop the conference in the regular season with a 13-3 record.

**Duke vs. The Field of 65**

Duke has played 12 games against teams in the 2010 NCAA Tournament field. Duke has an 8-4 record vs. those teams.

**Common Opponents**

MSU and Duke share five common opponents this season - Gonzaga, Maryland, North Carolina, Purdue and Wisconsin. Both schools defeated Gonzaga, while the Blue Devils split with Maryland and the Spartans downed the Terrapins in the Second Round of the NCAA Tournament. MSU fell in its lone meeting with UNC, while Duke swept two games. The Green and White split with both Purdue and Wisconsin, while the Blue Devils lost to Badgers and downed the Boilermakers in the Regional Semifinals.

**Series History**

The Spartans trail in the all-time series against Duke, 5-2. MSU won the last meeting against the Blue Devils, on March 25, 2005, 78-68, in the Midwest Regional Semifinal. Duke holds a 3-2 edge in neutral court games over the Green and White.

**Coach Krzyzewski**

Mike Krzyzewski (Army, '69) is in his 30th season as head coach at Duke. Krzyzewski has compiled a record of 793-220 with the Blue Devils, and 866-279 overall. Krzyzewski has led the Blue Devils to their 15th straight trip to the NCAA Tournament, receiving a No. 1 or No. 2 seed in 12 of the last 14 seasons. Krzyzewski is one of only four coaches in NCAA history to earn three or more NCAA titles (1991, 1992 and 2001). Overall, he has taken his program to postseason play in 27 of his 30 years and is the winningest active coach in NCAA Tournament play with a stunning 75-22 record for a .773 winning percentage. He also ranks first in NCAA Tournament history in wins (75) and games (97).

**Blue Devil Notes**

Duke earned a No. 1 seed in the NCAA Tournament for the 11th time in school history ... The Blue Devils are 40-8 all-time as a top seed and have earned a No. 1 seed in nine of the last 13 tournaments ... Duke has won 11 straight neutral site games and is 19-1 at neutral sites over the last two seasons ... The Blue Devils have won an NCAA-best 62 games over the last two seasons ... Jon Scheyer, Kyle Singler and Nolan Smith are attempting to become just the third trio in Duke history to each average over 17.0 points per game - Jim Spanarkel, Mike Gminski and Gene Banks accomplished the feat in 1977-78, while Jason Williams, Carlos Boozer and Mike Dunleavy did the same in 2001-02 ... Nolan Smith, Jon Scheyer and Kyle Singler are just the second trio to score as 600+ points in a season, joining Jason Williams, Carlos Boozer and Mike Dunleavy who accomplished the feat in 2001-02 ... Duke is allowing 58 points per game in postseason play - 56.3 in NCAA Tournament games ... The Blue Devils have held four of their six postseason opponents to under 60 points in a game ... Duke has been ranked in the top 10 of the AP poll for 55 consecutive weeks (as of March 15) ... The Blue Devils' .754 winning percentage (92-30) in NCAA Tournament play is the best all-time.



## POSSIBLE STARTING LINEUPS

<b>Duke Blue Devils (33-5, 13-3)</b>	<b>Ppg.</b>	<b>Rpg.</b>	<b>Apg.</b>	<b>Other</b>
C - #55 Brian Zoubek (7-1, 260, Sr.)	5.5	7.6	0.9	63.2 FG%
F - #12 Kyle Singler (6-8, 230, Jr.)	17.6	6.9	2.3	39.1 3FG%
F - #42 Lance Thomas (6-8, 225, Sr.)	4.8	4.9	0.9	74.3 FT%
G - #2 Nolan Smith (6-2, 185, Jr.)	17.4	2.8	2.9	78.3 FT%
G - #30 Jon Scheyer (6-5, 190, Sr.)	18.2	3.6	4.8	1.6 SPG

<b>West Virginia Mountaineers (31-6, 13-5)</b>	<b>Ppg.</b>	<b>Rpg.</b>	<b>Apg.</b>	<b>Other</b>
F - #1 Da'Sean Butler (Sr., 6-7, 230)	17.4	6.3	3.2	78.3 FT%
F - #5 Kevin Jones (So., 6-8, 250)	13.7	7.2	1.1	40.6 3FG%
F - #3 Devin Ebanks (So., 6-9, 215)	12.0	8.2	2.5	76.8 FT%
F - #35 Wellington Smith (Sr., 6-7, 245)	6.5	4.1	1.2	35.3 3FG%
G - #21 Joe Mazzulla (Jr., 6-2, 200)	2.6	1.8	2.4	2.2 A:TO Ratio

**MSU VS. WEST VIRGINIA****About West Virginia**

West Virginia is making its 23rd appearance in the NCAA Tournament, dating back to 1955. WVU earned an automatic bid to the NCAA Tournament by winning the BIG EAST Conference Championship. The Mountaineers are making their second-ever trip to the NCAA Final Four. WVU advanced to the 1959 championship game, losing to Cal, 71-70.

**West Virginia vs. The Field of 65**

West Virginia went 9-5 against teams in this year's NCAA Tournament.

**Common Opponents**

The Spartans and Mountaineers share three common opponents in The Citadel, Purdue and Ohio State. West Virginia topped both The Citadel and Ohio State, 69-50 and 71-65, respectively. WVU fell to Purdue, 77-62. The Spartans topped The Citadel, split with Purdue and lost to Ohio State in their lone meeting.

**Series History**

Michigan State is 2-1 all-time against West Virginia. The last meeting between the schools was Feb. 8, 1941 - a game the Spartans lost in East Lansing, 40-31. Tom Izzo has never faced the Mountaineers as a head coach.

**Coach Huggins**

Bob Huggins (West Virginia, '77) has compiled a 670-240 record in his 28 seasons as a head coach, which includes stints at Walsh College (1980-83), Akron (1984-1989), Cincinnati (1989-2005), Kansas State (2006-07) and West Virginia (2007-present). He ranks fourth in total victories and 12th in winning percentage among active Division I head coaches. Huggins is 80-29 in three seasons with the Mountaineers. Huggins has guided WVU to the NCAA Tournament in each of his three seasons. Huggins' teams have participated in postseason play in 25 of his 28 seasons, including 18 NCAA Tournaments. His squads have won 20 or more games in all but four of his 28 campaigns, including 30 or more twice, and he has averaged 23.7 victories a season. Huggins is now 26-17 in NCAA Division I Tournament games in his career, coaching in his 23rd Division I postseason appearance. Huggins became just the second coach in school history to win 20 games in each of his first three seasons coaching the Mountaineers.

**Mountaineer Notes**

The Mountaineers' No. 2 seed is the highest in school history ... West Virginia has won 18 of its last 22 games televised by CBS ... This is WVU's fifth NCAA appearance in the last six seasons - in the year the Mountaineers didn't make the NCAA Tournament, they won the NIT ... The Mountaineers are 12-0 in neutral site games this season ... West Virginia's 31 victories are a school record, breaking the mark of 29 wins set by the 1958-59 team, which lost in the NCAA national title game ... WVU is 27-9 in BIG EAST, NCAA and NIT postseason play in the last six seasons ... WVU has two Elite Eight appearances and two other Sweet 16 appearances since 2005, and is making only its second Final Four appearance all-time ... Da'Sean Butler was named to the All-BIG EAST first team, and Devin Ebanks was named to the third team ... Butler was named Most Outstanding Player of the BIG EAST Championship ... Joe Mazzulla was the East Region Most Outstanding Player.



## THE BOOK ON TOM IZZO

- \* Four-Time National Coach of the Year
- \* One NCAA, Six Big Ten & Two Big Ten Tournament titles
- \* Six Final Four appearances
- \* Two-Time Big Ten Coach of the Year
- \* 13 straight NCAA Tournament appearances
- \* 12 NBA Draft Picks, including six first rounders
- \* Six All-Americans - Two Academic All-Americans
- \* Graduates 84% of players that complete eligibility
- \* Longest serving active Big Ten men's basketball coach
- \* One of six coaches in Big Ten history with six league titles.
- \* NABC Board of Directors

\* USA Basketball Collegiate Committee

\* 11 20-win seasons

\* One of just four coaches in Big Ten history to win 100 league games in first nine seasons

\* Twice visited US Troops in Kuwait, coaching military base teams as a part of "Operation Hardwood: Hoops With the Troops"

## Coach Izzo

In his 15th year, Tom Izzo (Northern Michigan, '77) is 364-145 (.715), and 174-76 (.696) in the Big Ten, as the coach of the Michigan State basketball program. He ranks as the winningest coach in Michigan State history, having passed his mentor Jud Heathcote with a 106-68 win over UMass for his 341st career victory. In his 14 seasons as a head coach, Izzo has won National Coach of the Year honors four times, including the Clair Bee Award in 2005 and NABC honors in 2001. In 1999, Izzo was named National Coach of the year by Basketball Times, while earning similar honors from The Associated Press, Basketball News and the USBWA in '98. He earned Big Ten Coach of the Year honors in 1998 and 2009.

## Among The Big Ten's Best

Tom Izzo's .696 winning percentage in Big Ten games ranks second all-time among league coaches with at least 10 years of service, behind former Indiana coach Bob Knight (.700) and ahead of Purdue's Ward Lambert (.685). In all games, Knight ranks first at .734, followed by Izzo (.713), Wisconsin's Walter Meanwell (.712) and Lambert (.709). With 174 conference victories, Izzo ranks tied for seventh all-time.

## Izzo Among Best Ever

Through his first 14 seasons, Tom Izzo won 338 games, ranking tied for fifth in college basketball history for most wins by a college coach in his first 14 years.

## Izzo's Coaching Tree

Five current Division I head coaches all served as assistants to Tom Izzo, including Jim Boylen (Utah), Tom Crean (Indiana), Brian Gregory (Dayton), Stan Heath (South Florida) and Doug Wojcik (Tulsa). Gregory is in his seventh year as head coach, after leaving MSU in the spring of 2003. Crean directed Marquette to the 2003 Final Four, while Heath directed Kent State to the Elite Eight in the 2002 NCAA Tournament. Wojcik is in his fifth season at Tulsa. Mike Garland served as head coach at Cleveland State for three seasons after leaving Izzo's staff in 2003. He is now back as an assistant coach at MSU. Most recently, Jim Boylen left MSU following the 2007 season, and is in his third season with Utah. Stan Joplin, an assistant during Izzo's first season, spent 12 seasons as head coach at Toledo.

## IZZO'S CAREER RECORD

Year	Overall	Pct.	Big Ten	Pct.	Finish	Postseason
1995-96	16-16	.500	9-9	.500	7th	NIT Second Round
1996-97	17-12	.586	9-9	.500	T-6th	NIT Second Round
1997-98	22-8	.733	13-3	.813	T-1st	NCAA Sweet 16
1998-99	33-5	.868	15-1	.938	1st	NCAA Final Four
1999-2000	32-7	.821	13-3	.813	T-1st	NCAA Champion
2000-01	28-5	.848	13-3	.813	T-1st	NCAA Final Four
2001-02	19-12	.613	10-6	.625	5th	NCAA First Round
2002-03	22-13	.629	10-6	.625	t-3rd	NCAA Elite Eight
2003-04	18-12	.600	12-4	.750	t-2nd	NCAA First Round
2004-05	26-7	.788	13-3	.813	2nd	NCAA Final Four
2005-06	22-12	.647	8-8	.500	T-6th	NCAA First Round
2006-07	23-12	.657	8-8	.500	T-7th	NCAA Second Round
2007-08	27-9	.750	12-6	.667	4th	NCAA Sweet 16
2008-09	31-7	.816	15-3	.833	1st	NCAA Runner Up
2009-10	28-8	.778	14-4	.778	T-1st	
<b>15 Years</b>	<b>364-145</b>	<b>.715</b>	<b>174-76</b>	<b>.696</b>		

## Highest NCAA Tournament Winning Percentage - Active

Coach	Pct. (W-L)
1. Mike Krzyzewski	.773 (75-22)
2. <b>Tom Izzo</b>	<b>.761 (35-11)</b>
3. Roy Williams	.753 (55-18)

## Most Final Four Appearances - Active

Coach	Appearances
1. Mike Krzyzewski	11
2. Roy Williams	7
3. <b>Tom Izzo</b>	<b>6</b>
4. Rick Pitino	5

## Most Consecutive NCAA Tournament Appearances - Active Streak

Coach	Appearances
1. Rick Barnes	15
Mike Krzyzewski	15
3. <b>Tom Izzo</b>	<b>13</b>

## Most Wins In First 14 Seasons

Coach	Wins
1. Roy Williams	388
2. Jim Boeheim	343
Tubby Smith	343
4. Nolan Richardson	339
5. <b>Tom Izzo</b>	<b>338</b>
Denny Crum	338
7. John Calipari	337

## Big Ten Conference Games Winning Percentage

## Minimum 10 Years in Conference

Coach	Pct. (W-L)
1. Bob Knight (IND)	.700 (353-151)
2. <b>Tom Izzo (MSU)</b>	<b>.696 (174-76)</b>
3. Ward Lambert (PUR)	.685 (228-105)

## Career Big Ten Victories

Coach	Wins
1. Bob Knight (IND)	353
2. Gene Keady (PUR)	265
3. Ward Lambert (PUR)	228
4. Lou Henson (ILL)	214
5. Branch McCracken (IND)	210
6. Jud Heathcote (MSU)	182
7. Harry Combes (ILL)	174
<b>Tom Izzo (MSU)</b>	<b>174</b>

## Notable Izzo Wins

Win #1: vs. Chaminade (69-66), 11/20/95

Big Ten Win #1: vs. Indiana (65-60), 1/4/96

Win #100: vs. Indiana (77-71 OT), 1/11/2000

Win #200: vs. Iowa (89-72), 2/4/2004

Big Ten Win #100: vs. Minnesota (69-58), 2/14/2004

Win #232\*: vs. Duke (78-68), 3/25/2005




Win #300: vs. Iowa (66-52), 2/23/2008

Win #341\*\*: vs. UMass (106-68), 11/28/2009

\* Became MSU's second-winningest coach




\*\* Became MSU's all-time winningest coach

# NCAA TOURNAMENT FINAL FOUR • APRIL 3 & 5, 2010

	#2/2 MICHIGAN STATE	97		#2/2 MICHIGAN STATE	75		#2/2 MICHIGAN STATE	75																																																																																																																																																																																																																																																																																																																																																																																																																																																																																																																																																																							
	FLORIDA GULF COAST	58		GONZAGA	71		TOLEDO	62																																																																																																																																																																																																																																																																																																																																																																																																																																																																																																																																																																							
#1	Nov. 13, 2009 • East Lansing, Mich. Breslin Center			#2	Nov. 17, 2009 • East Lansing, Mich. Breslin Center			#3	Nov. 20, 2009 • East Lansing, Mich. Breslin Center																																																																																																																																																																																																																																																																																																																																																																																																																																																																																																																																																																						
<b>Key Stat:</b> Rebounds MSU - 54; FGCU - 34				<b>Key Stat:</b> 2nd-Half Shooting MSU - 16-29 (55.2%); GU - 11-32 (34.4%)				<b>Key Stat:</b> Fast Break Points MSU - 24; UT - 2																																																																																																																																																																																																																																																																																																																																																																																																																																																																																																																																																																							
<b>Quotable:</b> "We just kept running, kept running, and they got tired and we just kept getting layups. Coach said he wants the point guard to keep pushing it, and (filling the passing lanes) led to a lot of points for us." - MSU junior Kalin Lucas				<b>Quotable:</b> "Maybe one of the more heroic performances I've seen since I've been here. It was just unbelievable." - MSU coach Tom Izzo on Raymar Morgan				<b>Quotable:</b> "We were embarrassed, too, because not that being ranked No. 2 matters, but in a way it does matter. ... When expectations rise, you have to rise to the expectations." - MSU sophomore Draymond Green																																																																																																																																																																																																																																																																																																																																																																																																																																																																																																																																																																							
<b>Key Moment:</b> MSU trailed 17-16 at the 9:18 mark, but a 3-point play by Durrell Summers on an alley-oop sparked a 28-10 run to close the half				<b>Key Moment:</b> Trailing 67-65, MSU called a timeout with 3:10 left. The Spartans ran a play for Durrell Summers who hit a 3-pointer giving the Spartans a 68-67 lead. Less than one minute later, MSU pushed the lead to 71-67.				<b>Key Moment:</b> A 13-0 run early in the first half turned a 8-5 deficit into an 18-8 advantage.																																																																																																																																																																																																																																																																																																																																																																																																																																																																																																																																																																							
<b>Notes:</b> Michigan State won its 33rd-straight home opener, improving to 93-18 all-time in home openers ... Michigan State improved to 89-22 all-time in season openers ... Six Spartans scored in double figures for the first time since Nov. 9, 2006 ... Draymond Green recorded his second career double-double ... Derrick Nix set an MSU freshman debut record with 14 rebounds, and became just the second Spartan freshman to post a double-double in his debut (11 pts., 14 reb.) ... Led by Derrick Nix's eight offensive rebounds, the Spartans grabbed 22 offensive rebounds, compared to 24 defensive rebounds by the Eagles. MSU out-rebounded FGCU, 54-34 ... MSU's 39-point margin of victory is its largest in a season opener since defeating Toledo by 45 points (78-33) to open the 1999-2000 season.				<b>Notes:</b> Durrell Summers led MSU with 21 points and 11 rebounds, recording his first career double-double and tallying a career high in boards ... With 10 rebounds, Draymond Green recorded his fourth-career double-figure rebounding game ... MSU was out-rebounded, 23-21, in the first half, but out-rebounded the Bulldogs, 23-15 in the second stanza ... MSU rallied from a 13-point first half deficit (23-10). The last time that the Spartans rallied from a 13-point deficit was the 2009 Sweet Sixteen against Kansas ... After going scoreless in the season opener, including shooting 0-of-4 at the foul line, Raymar Morgan scored 16 points in 22 minutes off the bench, hitting 10-of-11 free throws, including 10 in a row after missing his first ... After scoring just 12 points in the first 13 minutes of the game, MSU scored 63 in the final 27 minutes ... MSU's defense allowed Gonzaga to make just one field goal in the final 4:41 ... MSU's bench outscored Gonzaga's reserves, 26-8.				<b>Notes:</b> MSU committed just six turnovers, including just one in the second half. It marks the lowest total for the Spartans since a Feb. 28, 2008 contest vs. Wisconsin ... Delvon Roe recorded his second career double-double with 10 points and 11 rebounds, tying his career high in rebounds. Roe had been scoreless in MSU's first two games ... Each one of MSU's five starters scored in double figures as Draymond Green (15), Chris Allen (14), Kalin Lucas (12), Delvon Roe (11) and Durrell Summers (10) accounted for 61 of MSU's 75 points ... Kalin Lucas and Korie Lucious combined for 10 assists and no turnovers ... MSU out-scored Toledo, 24-2, in fast break points ... The Spartans struggled shooting from the foul line and 3-point range, connecting on 11-of-26 free throws (42.3 percent) and 4-of-17 shots from behind the arc (23.5 percent) ... MSU held a 37-20 lead with 3:16 left in the first half, but Toledo closed the half on a 10-0 run.																																																																																																																																																																																																																																																																																																																																																																																																																																																																																																																																																																							
<table><tr><td>Michigan State</td><td>FG</td><td>3FG</td><td>FT</td><td>O-D-R</td><td>PFPTS</td><td>A</td><td>T</td><td>B</td><td>S</td><td>MIN</td></tr><tr><td>Kalin Lucas, g</td><td>5-9</td><td>2-5</td><td>9-11</td><td>0-1-1</td><td>1</td><td>21</td><td>1</td><td>3</td><td>0</td><td>3</td><td>25</td></tr><tr><td>Chris Allen, g</td><td>3-8</td><td>1-6</td><td>3-4</td><td>1-2-3</td><td>1</td><td>10</td><td>5</td><td>0</td><td>0</td><td>0</td><td>26</td></tr><tr><td>Durrell Summers, g</td><td>6-12</td><td>1-4</td><td>4-4</td><td>0-4-4</td><td>1</td><td>17</td><td>1</td><td>3</td><td>0</td><td>0</td><td>25</td></tr><tr><td>Draymond Green, f</td><td>4-7</td><td>0-0</td><td>3-3</td><td>3-7-10</td><td>3</td><td>11</td><td>3</td><td>2</td><td>1</td><td>1</td><td>23</td></tr><tr><td>Garrick Sherman, f</td><td>1-2</td><td>0-0</td><td>2-4</td><td>2-3-5</td><td>0</td><td>4</td><td>0</td><td>1</td><td>0</td><td>0</td><td>14</td></tr><tr><td>Raymar Morgan</td><td>0-4</td><td>0-0</td><td>0-4</td><td>1-0-1</td><td>2</td><td>0</td><td>1</td><td>1</td><td>0</td><td>1</td><td>9</td></tr><tr><td>Delvon Roe</td><td>0-2</td><td>0-0</td><td>0-0</td><td>1-2-3</td><td>5</td><td>0</td><td>1</td><td>0</td><td>1</td><td>0</td><td>13</td></tr><tr><td>Austin Thornton</td><td>1-4</td><td>0-2</td><td>0-0</td><td>0-1-1</td><td>3</td><td>2</td><td>1</td><td>0</td><td>0</td><td>0</td><td>7</td></tr><tr><td>Mike Kebler</td><td>0-1</td><td>0-0</td><td>1-2</td><td>1-0-1</td><td>1</td><td>1</td><td>0</td><td>0</td><td>0</td><td>0</td><td>2</td></tr><tr><td>Isaiah Dahlan</td><td>3-4</td><td>1-2</td><td>0-0</td><td>0-3-3</td><td>1</td><td>7</td><td>0</td><td>0</td><td>0</td><td>0</td><td>9</td></tr><tr><td>Jon Crandell</td><td>0-0</td><td>0-0</td><td>0-0</td><td>0-1-1</td><td>0</td><td>0</td><td>0</td><td>1</td><td>0</td><td>0</td><td>2</td></tr><tr><td>Korie Lucious</td><td>4-10</td><td>3-7</td><td>0-0</td><td>0-1-1</td><td>1</td><td>11</td><td>8</td><td>1</td><td>1</td><td>2</td><td>23</td></tr><tr><td>Tom Herzog</td><td>1-1</td><td>0-0</td><td>0-0</td><td>2-0-2</td><td>1</td><td>2</td><td>0</td><td>1</td><td>0</td><td>0</td><td>7</td></tr><tr><td>Derrick Nix</td><td>5-7</td><td>0-0</td><td>1-5</td><td>8-6-14</td><td>1</td><td>11</td><td>0</td><td>0</td><td>0</td><td>0</td><td>15</td></tr><tr><td>Team</td><td></td><td></td><td></td><td>3-1-4</td><td></td><td></td><td></td><td></td><td></td><td></td><td></td></tr><tr><td>Totals</td><td>33-71</td><td>8-26</td><td>23-37</td><td>22-32-54</td><td>21</td><td>97</td><td>21</td><td>13</td><td>3</td><td>7</td><td>200</td></tr></table> <p>Total FG% 1st: 13-26 (50.0%) 2nd: 20-45 (44.4%) Game: 46.5%</p> <p>3-Pt FG% 1st: 5-10 (50.0%) 2nd: 3-16 (18.8%) Game: 30.8%</p> <p>F Throw% 1st: 13-18 (72.2%) 2nd: 10-19 (52.6%) Game: 62.2%</p>				Michigan State	FG	3FG	FT	O-D-R	PFPTS	A	T	B	S	MIN	Kalin Lucas, g	5-9	2-5	9-11	0-1-1	1	21	1	3	0	3	25	Chris Allen, g	3-8	1-6	3-4	1-2-3	1	10	5	0	0	0	26	Durrell Summers, g	6-12	1-4	4-4	0-4-4	1	17	1	3	0	0	25	Draymond Green, f	4-7	0-0	3-3	3-7-10	3	11	3	2	1	1	23	Garrick Sherman, f	1-2	0-0	2-4	2-3-5	0	4	0	1	0	0	14	Raymar Morgan	0-4	0-0	0-4	1-0-1	2	0	1	1	0	1	9	Delvon Roe	0-2	0-0	0-0	1-2-3	5	0	1	0	1	0	13	Austin Thornton	1-4	0-2	0-0	0-1-1	3	2	1	0	0	0	7	Mike Kebler	0-1	0-0	1-2	1-0-1	1	1	0	0	0	0	2	Isaiah Dahlan	3-4	1-2	0-0	0-3-3	1	7	0	0	0	0	9	Jon Crandell	0-0	0-0	0-0	0-1-1	0	0	0	1	0	0	2	Korie Lucious	4-10	3-7	0-0	0-1-1	1	11	8	1	1	2	23	Tom Herzog	1-1	0-0	0-0	2-0-2	1	2	0	1	0	0	7	Derrick Nix	5-7	0-0	1-5	8-6-14	1	11	0	0	0	0	15	Team				3-1-4								Totals	33-71	8-26	23-37	22-32-54	21	97	21	13	3	7	200	<table><tr><td>Michigan State</td><td>FG</td><td>3FG</td><td>FT</td><td>O-D-R</td><td>PFPTS</td><td>A</td><td>T</td><td>B</td><td>S</td><td>MIN</td></tr><tr><td>Kalin Lucas, g</td><td>7-16</td><td>2-5</td><td>3-5</td><td>1-3-4</td><td>1</td><td>19</td><td>5</td><td>3</td><td>0</td><td>1</td><td>36</td></tr><tr><td>Chris Allen, g</td><td>2-7</td><td>0-1</td><td>1-1</td><td>1-2-3</td><td>1</td><td>5</td><td>4</td><td>2</td><td>0</td><td>1</td><td>30</td></tr><tr><td>Delvon Roe, f</td><td>0-1</td><td>0-0</td><td>0-0</td><td>1-4-5</td><td>5</td><td>0</td><td>0</td><td>4</td><td>0</td><td>0</td><td>12</td></tr><tr><td>Durrell Summers, g</td><td>8-9</td><td>1-1</td><td>4-4</td><td>1-10-11</td><td>3</td><td>21</td><td>1</td><td>3</td><td>1</td><td>1</td><td>32</td></tr><tr><td>Garrick Sherman, f</td><td>2-3</td><td>0-0</td><td>0-0</td><td>0-0-0</td><td>2</td><td>4</td><td>0</td><td>0</td><td>0</td><td>0</td><td>10</td></tr><tr><td>Raymar Morgan</td><td>3-8</td><td>0-10-11</td><td>2-3-5</td><td>5</td><td>16</td><td>2</td><td>2</td><td>0</td><td>2</td><td>22</td></tr><tr><td>Isaiah Dahlan</td><td>0-0</td><td>0-0</td><td>0-0</td><td>0-0-0</td><td>0</td><td>0</td><td>0</td><td>0</td><td>0</td><td>1</td><td>1</td></tr><tr><td>Draymond Green</td><td>1-4</td><td>0-0</td><td>4-6</td><td>2-8-10</td><td>4</td><td>6</td><td>1</td><td>5</td><td>1</td><td>1</td><td>25</td></tr><tr><td>Korie Lucious</td><td>0-4</td><td>0-3</td><td>0-0</td><td>0-0-0</td><td>1</td><td>0</td><td>2</td><td>0</td><td>0</td><td>0</td><td>16</td></tr><tr><td>Derrick Nix</td><td>2-5</td><td>0-0</td><td>0-4</td><td>4-1-5</td><td>0</td><td>4</td><td>0</td><td>1</td><td>3</td><td>0</td><td>16</td></tr><tr><td>Team</td><td></td><td></td><td></td><td>1-0-1</td><td></td><td></td><td></td><td></td><td></td><td></td><td></td></tr><tr><td>Totals</td><td>25-57</td><td>3-11</td><td>22-31</td><td>13-31-44</td><td>22</td><td>75</td><td>15</td><td>20</td><td>5</td><td>6</td><td>200</td></tr></table> <p>Total FG% 1st: 9-28 (32.1%) 2nd: 16-29 (55.2%) Game: 43.9%</p> <p>3-Pt FG% 1st: 1-5 (20.0%) 2nd: 2-6 (33.3%) Game: 27.3%</p> <p>F Throw% 1st: 11-12 (91.7%) 2nd: 11-19 (57.9%) Game: 71.0%</p>				Michigan State	FG	3FG	FT	O-D-R	PFPTS	A	T	B	S	MIN	Kalin Lucas, g	7-16	2-5	3-5	1-3-4	1	19	5	3	0	1	36	Chris Allen, g	2-7	0-1	1-1	1-2-3	1	5	4	2	0	1	30	Delvon Roe, f	0-1	0-0	0-0	1-4-5	5	0	0	4	0	0	12	Durrell Summers, g	8-9	1-1	4-4	1-10-11	3	21	1	3	1	1	32	Garrick Sherman, f	2-3	0-0	0-0	0-0-0	2	4	0	0	0	0	10	Raymar Morgan	3-8	0-10-11	2-3-5	5	16	2	2	0	2	22	Isaiah Dahlan	0-0	0-0	0-0	0-0-0	0	0	0	0	0	1	1	Draymond Green	1-4	0-0	4-6	2-8-10	4	6	1	5	1	1	25	Korie Lucious	0-4	0-3	0-0	0-0-0	1	0	2	0	0	0	16	Derrick Nix	2-5	0-0	0-4	4-1-5	0	4	0	1	3	0	16	Team				1-0-1								Totals	25-57	3-11	22-31	13-31-44	22	75	15	20	5	6	200	<table><tr><td>Michigan State</td><td>FG</td><td>3FG</td><td>FT</td><td>O-D-R</td><td>PFPTS</td><td>A</td><td>T</td><td>B</td><td>S</td><td>MIN</td></tr><tr><td>Kalin Lucas, g</td><td>5-12</td><td>0-2</td><td>2-4</td><td>0-0-0</td><td>1</td><td>12</td><td>6</td><td>0</td><td>0</td><td>0</td><td>28</td></tr><tr><td>Chris Allen, g</td><td>6-11</td><td>2-5</td><td>0-0</td><td>0-2-2</td><td>3</td><td>14</td><td>3</td><td>0</td><td>0</td><td>0</td><td>27</td></tr><tr><td>Delvon Roe, f</td><td>4-7</td><td>0-0</td><td>2-4</td><td>5-6-11</td><td>3</td><td>10</td><td>1</td><td>0</td><td>1</td><td>0</td><td>27</td></tr><tr><td>Durrell Summers, g</td><td>4-9</td><td>0-0</td><td>2-3</td><td>2-4-6</td><td>2</td><td>10</td><td>1</td><td>4</td><td>1</td><td>0</td><td>28</td></tr><tr><td>Draymond Green, f</td><td>6-10</td><td>0-1</td><td>3-6</td><td>2-6-8</td><td>2</td><td>15</td><td>4</td><td>1</td><td>2</td><td>1</td><td>30</td></tr><tr><td>Austin Thornton</td><td>1-3</td><td>0-2</td><td>0-0</td><td>1-0-1</td><td>2</td><td>2</td><td>2</td><td>0</td><td>0</td><td>1</td><td>9</td></tr><tr><td>Mike Kebler</td><td>0-0</td><td>0-0</td><td>0-0</td><td>0-0-0</td><td>0</td><td>0</td><td>0</td><td>0</td><td>0</td><td>0</td><td>1</td></tr><tr><td>Isaiah Dahlan</td><td>0-1</td><td>0-1</td><td>0-0</td><td>0-0-0</td><td>0</td><td>0</td><td>1</td><td>0</td><td>0</td><td>0</td><td>5</td></tr><tr><td>Jon Crandell</td><td>0-0</td><td>0-0</td><td>0-0</td><td>0-0-0</td><td>0</td><td>0</td><td>0</td><td>0</td><td>0</td><td>0</td><td>1</td></tr><tr><td>Korie Lucious</td><td>2-7</td><td>2-6</td><td>2-2</td><td>0-1-1</td><td>1</td><td>8</td><td>4</td><td>0</td><td>0</td><td>0</td><td>23</td></tr><tr><td>Tom Herzog</td><td>2-2</td><td>0-0</td><td>0-1</td><td>0-3-3</td><td>1</td><td>4</td><td>0</td><td>0</td><td>0</td><td>0</td><td>6</td></tr><tr><td>Garrick Sherman</td><td>0-2</td><td>0-0</td><td>0-0</td><td>1-0-1</td><td>0</td><td>0</td><td>0</td><td>0</td><td>0</td><td>0</td><td>1</td></tr><tr><td>Derrick Nix</td><td>0-2</td><td>0-0</td><td>0-6</td><td>3-2-5</td><td>0</td><td>0</td><td>0</td><td>1</td><td>0</td><td>1</td><td>14</td></tr><tr><td>Team</td><td></td><td></td><td></td><td>2-4-6</td><td></td><td></td><td></td><td></td><td></td><td></td><td></td></tr><tr><td>Totals</td><td>30-66</td><td>4-17</td><td>11-26</td><td>16-28-44</td><td>15</td><td>75</td><td>22</td><td>6</td><td>4</td><td>5</td><td>200</td></tr></table> <p>Total FG% 1st: 15-34 (44.1%) 2nd: 15-32 (46.9%) Game: 45.5%</p> <p>3-Pt FG% 1st: 2-9 (22.2%) 2nd: 2-8 (25%) Game: 23.5%</p> <p>F Throw% 1st: 5-8 (62.5%) 2nd: 6-18 (33.3%) Game: 42.3%</p>				Michigan State	FG	3FG	FT	O-D-R	PFPTS	A	T	B	S	MIN	Kalin Lucas, g	5-12	0-2	2-4	0-0-0	1	12	6	0	0	0	28	Chris Allen, g	6-11	2-5	0-0	0-2-2	3	14	3	0	0	0	27	Delvon Roe, f	4-7	0-0	2-4	5-6-11	3	10	1	0	1	0	27	Durrell Summers, g	4-9	0-0	2-3	2-4-6	2	10	1	4	1	0	28	Draymond Green, f	6-10	0-1	3-6	2-6-8	2	15	4	1	2	1	30	Austin Thornton	1-3	0-2	0-0	1-0-1	2	2	2	0	0	1	9	Mike Kebler	0-0	0-0	0-0	0-0-0	0	0	0	0	0	0	1	Isaiah Dahlan	0-1	0-1	0-0	0-0-0	0	0	1	0	0	0	5	Jon Crandell	0-0	0-0	0-0	0-0-0	0	0	0	0	0	0	1	Korie Lucious	2-7	2-6	2-2	0-1-1	1	8	4	0	0	0	23	Tom Herzog	2-2	0-0	0-1	0-3-3	1	4	0	0	0	0	6	Garrick Sherman	0-2	0-0	0-0	1-0-1	0	0	0	0	0	0	1	Derrick Nix	0-2	0-0	0-6	3-2-5	0	0	0	1	0	1	14	Team				2-4-6								Totals	30-66	4-17	11-26	16-28-44	15	75	22	6	4	5	200
Michigan State	FG	3FG	FT	O-D-R	PFPTS	A	T	B	S	MIN																																																																																																																																																																																																																																																																																																																																																																																																																																																																																																																																																																					
Kalin Lucas, g	5-9	2-5	9-11	0-1-1	1	21	1	3	0	3	25																																																																																																																																																																																																																																																																																																																																																																																																																																																																																																																																																																				
Chris Allen, g	3-8	1-6	3-4	1-2-3	1	10	5	0	0	0	26																																																																																																																																																																																																																																																																																																																																																																																																																																																																																																																																																																				
Durrell Summers, g	6-12	1-4	4-4	0-4-4	1	17	1	3	0	0	25																																																																																																																																																																																																																																																																																																																																																																																																																																																																																																																																																																				
Draymond Green, f	4-7	0-0	3-3	3-7-10	3	11	3	2	1	1	23																																																																																																																																																																																																																																																																																																																																																																																																																																																																																																																																																																				
Garrick Sherman, f	1-2	0-0	2-4	2-3-5	0	4	0	1	0	0	14																																																																																																																																																																																																																																																																																																																																																																																																																																																																																																																																																																				
Raymar Morgan	0-4	0-0	0-4	1-0-1	2	0	1	1	0	1	9																																																																																																																																																																																																																																																																																																																																																																																																																																																																																																																																																																				
Delvon Roe	0-2	0-0	0-0	1-2-3	5	0	1	0	1	0	13																																																																																																																																																																																																																																																																																																																																																																																																																																																																																																																																																																				
Austin Thornton	1-4	0-2	0-0	0-1-1	3	2	1	0	0	0	7																																																																																																																																																																																																																																																																																																																																																																																																																																																																																																																																																																				
Mike Kebler	0-1	0-0	1-2	1-0-1	1	1	0	0	0	0	2																																																																																																																																																																																																																																																																																																																																																																																																																																																																																																																																																																				
Isaiah Dahlan	3-4	1-2	0-0	0-3-3	1	7	0	0	0	0	9																																																																																																																																																																																																																																																																																																																																																																																																																																																																																																																																																																				
Jon Crandell	0-0	0-0	0-0	0-1-1	0	0	0	1	0	0	2																																																																																																																																																																																																																																																																																																																																																																																																																																																																																																																																																																				
Korie Lucious	4-10	3-7	0-0	0-1-1	1	11	8	1	1	2	23																																																																																																																																																																																																																																																																																																																																																																																																																																																																																																																																																																				
Tom Herzog	1-1	0-0	0-0	2-0-2	1	2	0	1	0	0	7																																																																																																																																																																																																																																																																																																																																																																																																																																																																																																																																																																				
Derrick Nix	5-7	0-0	1-5	8-6-14	1	11	0	0	0	0	15																																																																																																																																																																																																																																																																																																																																																																																																																																																																																																																																																																				
Team				3-1-4																																																																																																																																																																																																																																																																																																																																																																																																																																																																																																																																																																											
Totals	33-71	8-26	23-37	22-32-54	21	97	21	13	3	7	200																																																																																																																																																																																																																																																																																																																																																																																																																																																																																																																																																																				
Michigan State	FG	3FG	FT	O-D-R	PFPTS	A	T	B	S	MIN																																																																																																																																																																																																																																																																																																																																																																																																																																																																																																																																																																					
Kalin Lucas, g	7-16	2-5	3-5	1-3-4	1	19	5	3	0	1	36																																																																																																																																																																																																																																																																																																																																																																																																																																																																																																																																																																				
Chris Allen, g	2-7	0-1	1-1	1-2-3	1	5	4	2	0	1	30																																																																																																																																																																																																																																																																																																																																																																																																																																																																																																																																																																				
Delvon Roe, f	0-1	0-0	0-0	1-4-5	5	0	0	4	0	0	12																																																																																																																																																																																																																																																																																																																																																																																																																																																																																																																																																																				
Durrell Summers, g	8-9	1-1	4-4	1-10-11	3	21	1	3	1	1	32																																																																																																																																																																																																																																																																																																																																																																																																																																																																																																																																																																				
Garrick Sherman, f	2-3	0-0	0-0	0-0-0	2	4	0	0	0	0	10																																																																																																																																																																																																																																																																																																																																																																																																																																																																																																																																																																				
Raymar Morgan	3-8	0-10-11	2-3-5	5	16	2	2	0	2	22																																																																																																																																																																																																																																																																																																																																																																																																																																																																																																																																																																					
Isaiah Dahlan	0-0	0-0	0-0	0-0-0	0	0	0	0	0	1	1																																																																																																																																																																																																																																																																																																																																																																																																																																																																																																																																																																				
Draymond Green	1-4	0-0	4-6	2-8-10	4	6	1	5	1	1	25																																																																																																																																																																																																																																																																																																																																																																																																																																																																																																																																																																				
Korie Lucious	0-4	0-3	0-0	0-0-0	1	0	2	0	0	0	16																																																																																																																																																																																																																																																																																																																																																																																																																																																																																																																																																																				
Derrick Nix	2-5	0-0	0-4	4-1-5	0	4	0	1	3	0	16																																																																																																																																																																																																																																																																																																																																																																																																																																																																																																																																																																				
Team				1-0-1																																																																																																																																																																																																																																																																																																																																																																																																																																																																																																																																																																											
Totals	25-57	3-11	22-31	13-31-44	22	75	15	20	5	6	200																																																																																																																																																																																																																																																																																																																																																																																																																																																																																																																																																																				
Michigan State	FG	3FG	FT	O-D-R	PFPTS	A	T	B	S	MIN																																																																																																																																																																																																																																																																																																																																																																																																																																																																																																																																																																					
Kalin Lucas, g	5-12	0-2	2-4	0-0-0	1	12	6	0	0	0	28																																																																																																																																																																																																																																																																																																																																																																																																																																																																																																																																																																				
Chris Allen, g	6-11	2-5	0-0	0-2-2	3	14	3	0	0	0	27																																																																																																																																																																																																																																																																																																																																																																																																																																																																																																																																																																				
Delvon Roe, f	4-7	0-0	2-4	5-6-11	3	10	1	0	1	0	27																																																																																																																																																																																																																																																																																																																																																																																																																																																																																																																																																																				
Durrell Summers, g	4-9	0-0	2-3	2-4-6	2	10	1	4	1	0	28																																																																																																																																																																																																																																																																																																																																																																																																																																																																																																																																																																				
Draymond Green, f	6-10	0-1	3-6	2-6-8	2	15	4	1	2	1	30																																																																																																																																																																																																																																																																																																																																																																																																																																																																																																																																																																				
Austin Thornton	1-3	0-2	0-0	1-0-1	2	2	2	0	0	1	9																																																																																																																																																																																																																																																																																																																																																																																																																																																																																																																																																																				
Mike Kebler	0-0	0-0	0-0	0-0-0	0	0	0	0	0	0	1																																																																																																																																																																																																																																																																																																																																																																																																																																																																																																																																																																				
Isaiah Dahlan	0-1	0-1	0-0	0-0-0	0	0	1	0	0	0	5																																																																																																																																																																																																																																																																																																																																																																																																																																																																																																																																																																				
Jon Crandell	0-0	0-0	0-0	0-0-0	0	0	0	0	0	0	1																																																																																																																																																																																																																																																																																																																																																																																																																																																																																																																																																																				
Korie Lucious	2-7	2-6	2-2	0-1-1	1	8	4	0	0	0	23																																																																																																																																																																																																																																																																																																																																																																																																																																																																																																																																																																				
Tom Herzog	2-2	0-0	0-1	0-3-3	1	4	0	0	0	0	6																																																																																																																																																																																																																																																																																																																																																																																																																																																																																																																																																																				
Garrick Sherman	0-2	0-0	0-0	1-0-1	0	0	0	0	0	0	1																																																																																																																																																																																																																																																																																																																																																																																																																																																																																																																																																																				
Derrick Nix	0-2	0-0	0-6	3-2-5	0	0	0	1	0	1	14																																																																																																																																																																																																																																																																																																																																																																																																																																																																																																																																																																				
Team				2-4-6																																																																																																																																																																																																																																																																																																																																																																																																																																																																																																																																																																											
Totals	30-66	4-17	11-26	16-28-44	15	75	22	6	4	5	200																																																																																																																																																																																																																																																																																																																																																																																																																																																																																																																																																																				
<table><tr><td>Florida Gulf Coast</td><td>FG</td><td>3FG</td><td>FT</td><td>O-D-R</td><td>PFPTS</td><td>A</td><td>T</td><td>B</td><td>S</td><td>MIN</td></tr><tr><td>Reed Baker</td><td>2-10</td><td>1-4</td><td>4-6</td><td>1-2-3</td><td>2</td><td>9</td><td>1</td><td>2</td><td>0</td><td>0</td><td>30</td></tr><tr><td>Reggie Chambers</td><td>2-6</td><td>1-4</td><td>0-0</td><td>0-1-1</td><td>0</td><td>5</td><td>1</td><td>4</td><td>0</td><td>1</td><td>16</td></tr><tr><td>Kyle Marks</td><td>2-4</td><td>0-0</td><td>0-2</td><td>2-5-7</td><td>4</td><td>4</td><td>1</td><td>3</td><td>0</td><td>0</td><td>24</td></tr><tr><td>Derrick O'Neil</td><td>3-7</td><td>0-0</td><td>1-4</td><td>2-3-5</td><td>4</td><td>7</td><td>4</td><td>2</td><td>0</td><td>2</td><td>17</td></tr><tr><td>Anthony Banks</td><td>4-7</td><td>0-0</td><td>2-4</td><td>0-4-4</td><td>5</td><td>10</td><td>0</td><td>0</td><td>0</td><td>0</td><td>20</td></tr><tr><td>Hunter Miller</td><td>0-5</td><td>0-4</td><td>2-4</td><td>0-0-0</td><td>1</td><td>2</td><td>2</td><td>4</td><td>0</td><td>2</td><td>22</td></tr><tr><td>Chad Luckenhaus</td><td>1-1</td><td>0-0</td><td>0-0</td><td>0-0-0</td><td>1</td><td>2</td><td>0</td><td>0</td><td>0</td><td>2</td><td>12</td></tr><tr><td>Brett Williams</td><td>1-1</td><td>1-1</td><td>0-0</td><td>0-1-1</td><td>0</td><td>3</td><td>0</td><td>0</td><td>0</td><td>0</td><td>2</td></tr><tr><td>Ed Rolax</td><td>0-0</td><td>0-0</td><td>0-0</td><td>0-0-0</td><td>4</td><td>0</td><td>0</td><td>0</td><td>0</td><td>0</td><td>6</td></tr><tr><td>Eddie Murray</td><td>2-4</td><td>0-0</td><td>1-3</td><td>1-2-3</td><td>4</td><td>5</td><td>0</td><td>0</td><td>0</td><td>1</td><td>16</td></tr><tr><td>Sherwood Brown</td><td>2-4</td><td>0-1</td><td>2-2</td><td>2-2-4</td><td>2</td><td>6</td><td>1</td><td>0</td><td>0</td><td>0</td><td>14</td></tr><tr><td>Charlie Lytle</td><td>2-8</td><td>1-6</td><td>0-0</td><td>1-1-2</td><td>2</td><td>5</td><td>2</td><td>2</td><td>0</td><td>0</td><td>21</td></tr><tr><td>Team</td><td></td><td></td><td></td><td>1-3-4</td><td></td><td></td><td></td><td></td><td></td><td></td><td></td></tr><tr><td>Totals</td><td>21-57</td><td>4-20</td><td>12-25</td><td>10-24-34</td><td>29</td><td>58</td><td>12</td><td>17</td><td>0</td><td>8</td><td>200</td></tr></table> <p>Total FG% 1st: 11-27 (40.7%) 2nd: 10-30 (33.3%) Game: 36.8%</p> <p>3-Pt FG% 1st: 2-12 (16.7%) 2nd: 2-8 (25.0%) Game: 20.0%</p> <p>F Throw% 1st: 3-8 (37.5%) 2nd: 9-17 (52.9%) Game: 48.0%</p>				Florida Gulf Coast	FG	3FG	FT	O-D-R	PFPTS	A	T	B	S	MIN	Reed Baker	2-10	1-4	4-6	1-2-3	2	9	1	2	0	0	30	Reggie Chambers	2-6	1-4	0-0	0-1-1	0	5	1	4	0	1	16	Kyle Marks	2-4	0-0	0-2	2-5-7	4	4	1	3	0	0	24	Derrick O'Neil	3-7	0-0	1-4	2-3-5	4	7	4	2	0	2	17	Anthony Banks	4-7	0-0	2-4	0-4-4	5	10	0	0	0	0	20	Hunter Miller	0-5	0-4	2-4	0-0-0	1	2	2	4	0	2	22	Chad Luckenhaus	1-1	0-0	0-0	0-0-0	1	2	0	0	0	2	12	Brett Williams	1-1	1-1	0-0	0-1-1	0	3	0	0	0	0	2	Ed Rolax	0-0	0-0	0-0	0-0-0	4	0	0	0	0	0	6	Eddie Murray	2-4	0-0	1-3	1-2-3	4	5	0	0	0	1	16	Sherwood Brown	2-4	0-1	2-2	2-2-4	2	6	1	0	0	0	14	Charlie Lytle	2-8	1-6	0-0	1-1-2	2	5	2	2	0	0	21	Team				1-3-4								Totals	21-57	4-20	12-25	10-24-34	29	58	12	17	0	8	200	<table><tr><td>Gonzaga</td><td>FG</td><td>3FG</td><td>FT</td><td>O-D-R</td><td>PFPTS</td><td>A</td><td>T</td><td>B</td><td>S</td><td>MIN</td></tr><tr><td>Robert Sacre</td><td>7-12</td><td>0-0</td><td>3-3</td><td>0-4-4</td><td>4</td><td>17</td><td>0</td><td>0</td><td>0</td><td>0</td><td>19</td></tr><tr><td>Demetri Goodson</td><td>0-5</td><td>0-1</td><td>1-2</td><td>1-0-1</td><td>2</td><td>1</td><td>1</td><td>2</td><td>0</td><td>1</td><td>27</td></tr><tr><td>Matt Bouldin</td><td>5-15</td><td>2-7</td><td>3-3</td><td>1-2-3</td><td>1</td><td>15</td><td>4</td><td>4</td><td>0</td><td>1</td><td>39</td></tr><tr><td>Elias Harris</td><td>6-16</td><td>1-2</td><td>4-7</td><td>3-6-9</td><td>4</td><td>17</td><td>1</td><td>2</td><td>0</td><td>3</td><td>31</td></tr><tr><td>Steven Gray</td><td>3-14</td><td>1-8</td><td>6-6</td><td>2-3-5</td><td>1</td><td>13</td><td>4</td><td>2</td><td>3</td><td>2</td><td>38</td></tr><tr><td>Mangisto Arop</td><td>0-1</td><td>0-0</td><td>0-0</td><td>0-1-0</td><td>0</td><td>0</td><td>0</td><td>0</td><td>0</td><td>0</td><td>2</td></tr><tr><td>G.J. Vilarino</td><td>1-2</td><td>0-0</td><td>0-0</td><td>0-0-0</td><td>3</td><td>2</td><td>0</td><td>0</td><td>0</td><td>1</td><td>13</td></tr><tr><td>Kelly Olynyk</td><td>2-4</td><td>0-0</td><td>0-0</td><td>2-1-3</td><td>5</td><td>4</td><td>1</td><td>0</td><td>0</td><td>1</td><td>19</td></tr><tr><td>Andy Poling</td><td>0-0</td><td>0-0</td><td>0-0</td><td>0-1-1</td><td>0</td><td>0</td><td>0</td><td>0</td><td>0</td><td>0</td><td>0</td></tr><tr><td>Will Foster</td><td>1-1</td><td>0-0</td><td>0-0</td><td>1-2-3</td><td>4</td><td>2</td><td>1</td><td>1</td><td>0</td><td>0</td><td>12</td></tr><tr><td>Team</td><td></td><td></td><td></td><td>5-3-8</td><td></td><td></td><td></td><td></td><td></td><td></td><td></td></tr><tr><td>Totals</td><td>25-70</td><td>4-18</td><td>17-21</td><td>15-23-38</td><td>24</td><td>71</td><td>12</td><td>11</td><td>3</td><td>9</td><td>200</td></tr></table> <p>Total FG% 1st: 14-38 (36.8%) 2nd: 11-32 (34.4%) Game: 35.7%</p> <p>3-Pt FG% 1st: 1-7 (14.3%) 2nd: 3-11 (27.3%) Game: 22.2%</p> <p>F Throw% 1st: 6-7 (85.7%) 2nd: 11-14 (78.6%) Game: 81.0%</p>				Gonzaga	FG	3FG	FT	O-D-R	PFPTS	A	T	B	S	MIN	Robert Sacre	7-12	0-0	3-3	0-4-4	4	17	0	0	0	0	19	Demetri Goodson	0-5	0-1	1-2	1-0-1	2	1	1	2	0	1	27	Matt Bouldin	5-15	2-7	3-3	1-2-3	1	15	4	4	0	1	39	Elias Harris	6-16	1-2	4-7	3-6-9	4	17	1	2	0	3	31	Steven Gray	3-14	1-8	6-6	2-3-5	1	13	4	2	3	2	38	Mangisto Arop	0-1	0-0	0-0	0-1-0	0	0	0	0	0	0	2	G.J. Vilarino	1-2	0-0	0-0	0-0-0	3	2	0	0	0	1	13	Kelly Olynyk	2-4	0-0	0-0	2-1-3	5	4	1	0	0	1	19	Andy Poling	0-0	0-0	0-0	0-1-1	0	0	0	0	0	0	0	Will Foster	1-1	0-0	0-0	1-2-3	4	2	1	1	0	0	12	Team				5-3-8								Totals	25-70	4-18	17-21	15-23-38	24	71	12	11	3	9	200	<table><tr><td>Toledo</td><td>FG</td><td>3FG</td><td>FT</td><td>O-D-R</td><td>PFPTS</td><td>A</td><td>T</td><td>B</td><td>S</td><td>MIN</td></tr><tr><td>Justin Anyjong</td><td>2-7</td><td>1-2</td><td>0-0</td><td>0-4-4</td><td>2</td><td>5</td><td>0</td><td>0</td><td>0</td><td>1</td><td>18</td></tr><tr><td>Larry Bastfield</td><td>3-6</td><td>0-1</td><td>2-2</td><td>2-0-2</td><td>2</td><td>8</td><td>5</td><td>2</td><td>0</td><td>0</td><td>37</td></tr><tr><td>Stephen Albrecht</td><td>6-13</td><td>5-10</td><td>3-4</td><td>0-4-3</td><td>3</td><td>20</td><td>2</td><td>5</td><td>0</td><td>0</td><td>36</td></tr><tr><td>Jake Barnett</td><td>3-13</td><td>2-6</td><td>0-0</td><td>1-5-6</td><td>1</td><td>8</td><td>4</td><td>4</td><td>0</td><td>0</td><td>37</td></tr><tr><td>Ian Slater</td><td>2-6</td><td>0-0</td><td>1-2</td><td>1-3-4</td><td>5</td><td>5</td><td>0</td><td>0</td><td>0</td><td>1</td><td>26</td></tr><tr><td>Josh Frelove</td><td>0-3</td><td>0-0</td><td>0-0</td><td>1-0-1</td><td>1</td><td>0</td><td>0</td><td>0</td><td>0</td><td>0</td><td>9</td></tr><tr><td>Drew Rodriguez</td><td>0-0</td><td>0-0</td><td>0-0</td><td>0-0-0</td><td>0</td><td>0</td><td>0</td><td>0</td><td>0</td><td>0</td><td>1</td></tr><tr><td>Kevin Rohner</td><td>0-0</td><td>0-0</td><td>0-0</td><td>0-0-0</td><td>0</td><td>0</td><td>0</td><td>0</td><td>0</td><td>0</td><td>1</td></tr><tr><td>Jay Shunnar</td><td>0-0</td><td>0-0</td><td>0-0</td><td>0-0-0</td><td>0</td><td>0</td><td>0</td><td>0</td><td>0</td><td>0</td><td>1</td></tr><tr><td>Mouhamed Lo</td><td>4-6</td><td>0-0</td><td>0-0</td><td>2-8-10</td><td>2</td><td>8</td><td>0</td><td>1</td><td>1</td><td>1</td><td>21</td></tr><tr><td>Jordan Dressler</td><td>4-8</td><td>0-0</td><td>0-0</td><td>2-3-5</td><td>4</td><td>8</td><td>0</td><td>0</td><td>0</td><td>1</td><td>13</td></tr><tr><td>Team</td><td></td><td></td><td></td><td>3-1-4</td><td></td><td></td><td></td><td></td><td></td><td></td><td></td></tr><tr><td>Totals</td><td>24-62</td><td>8-19</td><td>6-8</td><td>12-28-40</td><td>20</td><td>62</td><td>11</td><td>12</td><td>1</td><td>4</td><td>200</td></tr></table> <p>Total FG% 1st: 13-35 (37.1%) 2nd: 11-27 (40.7%) Game: 38.7%</p> <p>3-Pt FG% 1st: 3-9 (33.3%) 2nd: 5-10 (50%) Game: 42.1%</p> <p>F Throw% 1st: 1-2 (50%) 2nd: 5-6 (83.3%) Game: 6-8 (75%)</p>				Toledo	FG	3FG	FT	O-D-R	PFPTS	A	T	B	S	MIN	Justin Anyjong	2-7	1-2	0-0	0-4-4	2	5	0	0	0	1	18	Larry Bastfield	3-6	0-1	2-2	2-0-2	2	8	5	2	0	0	37	Stephen Albrecht	6-13	5-10	3-4	0-4-3	3	20	2	5	0	0	36	Jake Barnett	3-13	2-6	0-0	1-5-6	1	8	4	4	0	0	37	Ian Slater	2-6	0-0	1-2	1-3-4	5	5	0	0	0	1	26	Josh Frelove	0-3	0-0	0-0	1-0-1	1	0	0	0	0	0	9	Drew Rodriguez	0-0	0-0	0-0	0-0-0	0	0	0	0	0	0	1	Kevin Rohner	0-0	0-0	0-0	0-0-0	0	0	0	0	0	0	1	Jay Shunnar	0-0	0-0	0-0	0-0-0	0	0	0	0	0	0	1	Mouhamed Lo	4-6	0-0	0-0	2-8-10	2	8	0	1	1	1	21	Jordan Dressler	4-8	0-0	0-0	2-3-5	4	8	0	0	0	1	13	Team				3-1-4								Totals	24-62	8-19	6-8	12-28-40	20	62	11	12	1	4	200																																															
Florida Gulf Coast	FG	3FG	FT	O-D-R	PFPTS	A	T	B	S	MIN																																																																																																																																																																																																																																																																																																																																																																																																																																																																																																																																																																					
Reed Baker	2-10	1-4	4-6	1-2-3	2	9	1	2	0	0	30																																																																																																																																																																																																																																																																																																																																																																																																																																																																																																																																																																				
Reggie Chambers	2-6	1-4	0-0	0-1-1	0	5	1	4	0	1	16																																																																																																																																																																																																																																																																																																																																																																																																																																																																																																																																																																				
Kyle Marks	2-4	0-0	0-2	2-5-7	4	4	1	3	0	0	24																																																																																																																																																																																																																																																																																																																																																																																																																																																																																																																																																																				
Derrick O'Neil	3-7	0-0	1-4	2-3-5	4	7	4	2	0	2	17																																																																																																																																																																																																																																																																																																																																																																																																																																																																																																																																																																				
Anthony Banks	4-7	0-0	2-4	0-4-4	5	10	0	0	0	0	20																																																																																																																																																																																																																																																																																																																																																																																																																																																																																																																																																																				
Hunter Miller	0-5	0-4	2-4	0-0-0	1	2	2	4	0	2	22																																																																																																																																																																																																																																																																																																																																																																																																																																																																																																																																																																				
Chad Luckenhaus	1-1	0-0	0-0	0-0-0	1	2	0	0	0	2	12																																																																																																																																																																																																																																																																																																																																																																																																																																																																																																																																																																				
Brett Williams	1-1	1-1	0-0	0-1-1	0	3	0	0	0	0	2																																																																																																																																																																																																																																																																																																																																																																																																																																																																																																																																																																				
Ed Rolax	0-0	0-0	0-0	0-0-0	4	0	0	0	0	0	6																																																																																																																																																																																																																																																																																																																																																																																																																																																																																																																																																																				
Eddie Murray	2-4	0-0	1-3	1-2-3	4	5	0	0	0	1	16																																																																																																																																																																																																																																																																																																																																																																																																																																																																																																																																																																				
Sherwood Brown	2-4	0-1	2-2	2-2-4	2	6	1	0	0	0	14																																																																																																																																																																																																																																																																																																																																																																																																																																																																																																																																																																				
Charlie Lytle	2-8	1-6	0-0	1-1-2	2	5	2	2	0	0	21																																																																																																																																																																																																																																																																																																																																																																																																																																																																																																																																																																				
Team				1-3-4																																																																																																																																																																																																																																																																																																																																																																																																																																																																																																																																																																											
Totals	21-57	4-20	12-25	10-24-34	29	58	12	17	0	8	200																																																																																																																																																																																																																																																																																																																																																																																																																																																																																																																																																																				
Gonzaga	FG	3FG	FT	O-D-R	PFPTS	A	T	B	S	MIN																																																																																																																																																																																																																																																																																																																																																																																																																																																																																																																																																																					
Robert Sacre	7-12	0-0	3-3	0-4-4	4	17	0	0	0	0	19																																																																																																																																																																																																																																																																																																																																																																																																																																																																																																																																																																				
Demetri Goodson	0-5	0-1	1-2	1-0-1	2	1	1	2	0	1	27																																																																																																																																																																																																																																																																																																																																																																																																																																																																																																																																																																				
Matt Bouldin	5-15	2-7	3-3	1-2-3	1	15	4	4	0	1	39																																																																																																																																																																																																																																																																																																																																																																																																																																																																																																																																																																				
Elias Harris	6-16	1-2	4-7	3-6-9	4	17	1	2	0	3	31																																																																																																																																																																																																																																																																																																																																																																																																																																																																																																																																																																				
Steven Gray	3-14	1-8	6-6	2-3-5	1	13	4	2	3	2	38																																																																																																																																																																																																																																																																																																																																																																																																																																																																																																																																																																				
Mangisto Arop	0-1	0-0	0-0	0-1-0	0	0	0	0	0	0	2																																																																																																																																																																																																																																																																																																																																																																																																																																																																																																																																																																				
G.J. Vilarino	1-2	0-0	0-0	0-0-0	3	2	0	0	0	1	13																																																																																																																																																																																																																																																																																																																																																																																																																																																																																																																																																																				
Kelly Olynyk	2-4	0-0	0-0	2-1-3	5	4	1	0	0	1	19																																																																																																																																																																																																																																																																																																																																																																																																																																																																																																																																																																				
Andy Poling	0-0	0-0	0-0	0-1-1	0	0	0	0	0	0	0																																																																																																																																																																																																																																																																																																																																																																																																																																																																																																																																																																				
Will Foster	1-1	0-0	0-0	1-2-3	4	2	1	1	0	0	12																																																																																																																																																																																																																																																																																																																																																																																																																																																																																																																																																																				
Team				5-3-8																																																																																																																																																																																																																																																																																																																																																																																																																																																																																																																																																																											
Totals	25-70	4-18	17-21	15-23-38	24	71	12	11	3	9	200																																																																																																																																																																																																																																																																																																																																																																																																																																																																																																																																																																				
Toledo	FG	3FG	FT	O-D-R	PFPTS	A	T	B	S	MIN																																																																																																																																																																																																																																																																																																																																																																																																																																																																																																																																																																					
Justin Anyjong	2-7	1-2	0-0	0-4-4	2	5	0	0	0	1	18																																																																																																																																																																																																																																																																																																																																																																																																																																																																																																																																																																				
Larry Bastfield	3-6	0-1	2-2	2-0-2	2	8	5	2	0	0	37																																																																																																																																																																																																																																																																																																																																																																																																																																																																																																																																																																				
Stephen Albrecht	6-13	5-10	3-4	0-4-3	3	20	2	5	0	0	36																																																																																																																																																																																																																																																																																																																																																																																																																																																																																																																																																																				
Jake Barnett	3-13	2-6	0-0	1-5-6	1	8	4	4	0	0	37																																																																																																																																																																																																																																																																																																																																																																																																																																																																																																																																																																				
Ian Slater	2-6	0-0	1-2	1-3-4	5	5	0	0	0	1	26																																																																																																																																																																																																																																																																																																																																																																																																																																																																																																																																																																				
Josh Frelove	0-3	0-0	0-0	1-0-1	1	0	0	0	0	0	9																																																																																																																																																																																																																																																																																																																																																																																																																																																																																																																																																																				
Drew Rodriguez	0-0	0-0	0-0	0-0-0	0	0	0	0	0	0	1																																																																																																																																																																																																																																																																																																																																																																																																																																																																																																																																																																				
Kevin Rohner	0-0	0-0	0-0	0-0-0	0	0	0	0	0	0	1																																																																																																																																																																																																																																																																																																																																																																																																																																																																																																																																																																				
Jay Shunnar	0-0	0-0	0-0	0-0-0	0	0	0	0	0	0	1																																																																																																																																																																																																																																																																																																																																																																																																																																																																																																																																																																				
Mouhamed Lo	4-6	0-0	0-0	2-8-10	2	8	0	1	1	1	21																																																																																																																																																																																																																																																																																																																																																																																																																																																																																																																																																																				
Jordan Dressler	4-8	0-0	0-0	2-3-5	4	8	0	0	0	1	13																																																																																																																																																																																																																																																																																																																																																																																																																																																																																																																																																																				
Team				3-1-4																																																																																																																																																																																																																																																																																																																																																																																																																																																																																																																																																																											
Totals	24-62	8-19	6-8	12-28-40	20	62	11	12	1	4	200																																																																																																																																																																																																																																																																																																																																																																																																																																																																																																																																																																				
<b>Officials:</b> Ed Hightower, John Yorkovich, Peter Juzunas <b>Attendance:</b> 14,759 <b>Halftime Score:</b> MSU 44-27 <b>Record:</b> MSU 1-0; FGCU 0-1				<b>Officials:</b> Michael Eggers, Brian Rood, Rick Bastell <b>Attendance:</b> 14,759 <b>Halftime Score:</b> GONZ 35-30 <b>Record:</b> MSU 2-0; GONZ 1-1				<b>Officials:</b> Freddie Williams, Ron Groover, Ron Tyburski <b>Attendance:</b> 14,759 <b>Halftime Score:</b> MSU 37-30 <b>Record:</b> MSU 3-0; TOL 0-3																																																																																																																																																																																																																																																																																																																																																																																																																																																																																																																																																																							



# NCAA TOURNAMENT FINAL FOUR • APRIL 3 & 5, 2010

	#2/2 MICHIGAN STATE	90		FLORIDA	77		#2/2 MICHIGAN STATE	106																																																																																																																																																																																																																																																																																																																																																																																																																																																																																																																																								
	VALPARAISO	60		#2/2 MICHIGAN STATE	74		UMASS	68																																																																																																																																																																																																																																																																																																																																																																																																																																																																																																																																								
#4	Nov. 22, 2009 • East Lansing, Mich. Breslin Center			#5	Nov. 27, 2009 • Atlantic City, N.J. Boardwalk Hall			#6	Nov. 28, 2009 • Atlantic City, N.J. Boardwalk Hall																																																																																																																																																																																																																																																																																																																																																																																																																																																																																																																																							
<b>Key Stat:</b> Field-Goal Percentage MSU - 55.2%; VU - 32.8%				<b>Key Stat:</b> Turnovers MSU - 23; Florida 11				<b>Key Stat:</b> 3-Point Shooting MSU - 14-22, 63.6%; UMass - 7-24, 29.2%																																																																																																																																																																																																																																																																																																																																																																																																																																																																																																																																								
<b>Quotable:</b> "I think Chris is getting a little bit hungrier to know when he has a shot, and I think that makes a big difference for him." - MSU coach Tom Izzo on Chris Allen				<b>Quotable:</b> "I'm shocked we were even in the game the way we turned it over. I mean, the things we could have done poorly, we did about as top notch as we could do them." - MSU coach Tom Izzo				<b>Quotable:</b> "I do feel like, because Jud has been so instrumental on my behalf and got me the job, that I'll just look at it as we have 681 wins between us." - MSU coach Tom Izzo on becoming MSU's all-time winningest coach.																																																																																																																																																																																																																																																																																																																																																																																																																																																																																																																																								
<b>Key Moment:</b> Tied 5-5, MSU broke away with a 15-2 run to take a commanding 20-7 lead.				<b>Key Moment:</b> MSU led 71-69 until Erving Walker hit an NBA-range 3-pointer as the shot clock expired to give UF a 72-71 lead with 1:55 left. He followed with two free throws 21 seconds later to give the Gators a 74-71 advantage.				<b>Key Moment:</b> MSU fell behind early 8-2, but responded with a 16-0 run in less than four minutes, including two 3-pointers each from Chris Allen and Kalin Lucas.																																																																																																																																																																																																																																																																																																																																																																																																																																																																																																																																								
<b>Notes:</b> Chris Allen scored a career-high 22 points ... Delvon Roe established a career high with four blocks, while Raymar Morgan tied his career high with three ... Roe recorded his second consecutive double-double with 10 points and a career-best 17 rebounds ... MSU shot a season-best 55.2 percent from the field and 41.2 percent from 3-point range ... MSU grabbed 14 offensive rebounds, while Valparaiso collected 16 defensive boards ... Michigan State's bench out-scored Valpo's reserves, 32-5 ... The Spartans used an early 15-2 run to turn a 5-5 game into a 20-7 MSU lead ... Raymar Morgan made his first start of the season after coming off the bench in the first two games, and missing the third.				<b>Notes:</b> Michigan State committed a season-high 23 turnovers, leading to 28 Florida points ... The Spartans grabbed 60 percent of their misses, collecting 18 offensive rebounds ... Kalin Lucas became the 40th player in Michigan State history to record 1000 career points ... Draymond Green posted his second double-double of the season with 15 points and 11 rebounds ... After trailing by seven points in the first half, MSU held a 50-43 lead in the second half, but could never extend its advantage any further ... Florida scored just three field goals in the final 5:59, but the Gators were 13 of 14 from the foul line over the same stretch ... MSU was 10-of-14 at the foul line but missed two front ends of a one-and-one, including one in the final two minutes ... MSU shot 59.2 percent from 2-point range, but just 20.0 percent from behind the arc.				<b>Notes:</b> Tom Izzo became the winningest coach in Michigan State history with his 341st career win ... MSU's 106 points tied the 15th-highest output in school history and the fourth-greatest total away from East Lansing ... For the first time in the first six games of the season, a Spartan did not record a double-double ... Michigan State knocked down 14-of-22 3-pointers, good for the second-greatest number of made 3-pointers in school history ... MSU's 62.5 percent shooting was its best since hitting 69.2 percent (9-of-13) against Youngstown State on Nov. 9, 2006 ... 52 of MSU's 106 points came off the bench, led by Chris Allen's game-high 18 points ... Although he scored only six points, Draymond Green led MSU with seven rebounds and six assists.																																																																																																																																																																																																																																																																																																																																																																																																																																																																																																																																								
<table><tr><th>Michigan State</th><th>FG</th><th>3FG</th><th>FT</th><th>O-D-R</th><th>PFPTS</th><th>A</th><th>T</th><th>B</th><th>S</th><th>MIN</th></tr><tr><td>Kalin Lucas, g</td><td>4-8</td><td>1-3</td><td>6-6</td><td>0-1-1</td><td>2</td><td>15</td><td>3</td><td>2</td><td>0</td><td>27</td></tr><tr><td>Raymar Morgan, f</td><td>3-5</td><td>0-1</td><td>3-4</td><td>1-5-6</td><td>2</td><td>9</td><td>1</td><td>1</td><td>3</td><td>28</td></tr><tr><td>Chris Allen, g</td><td>7-10</td><td>3-5</td><td>5-6</td><td>2-2-4</td><td>0</td><td>22</td><td>0</td><td>2</td><td>0</td><td>25</td></tr><tr><td>Durrell Summers, g</td><td>4-10</td><td>1-3</td><td>1-2</td><td>0-1-1</td><td>4</td><td>10</td><td>2</td><td>1</td><td>0</td><td>22</td></tr><tr><td>Garrick Sherman, f</td><td>1-1</td><td>0-0</td><td>0-0</td><td>1-1-2</td><td>0</td><td>2</td><td>1</td><td>2</td><td>0</td><td>6</td></tr><tr><td>Delvon Roe</td><td>3-6</td><td>0-0</td><td>4-8</td><td>7-10-17</td><td>2</td><td>10</td><td>2</td><td>1</td><td>4</td><td>23</td></tr><tr><td>Austin Thornton</td><td>1-4</td><td>0-1</td><td>0-0</td><td>0-0-0</td><td>2</td><td>2</td><td>0</td><td>1</td><td>0</td><td>8</td></tr><tr><td>Mike Kebler</td><td>0-0</td><td>0-0</td><td>0-0</td><td>0-0-0</td><td>0</td><td>0</td><td>1</td><td>0</td><td>0</td><td>2</td></tr><tr><td>Isaiah Dahlan</td><td>1-2</td><td>1-2</td><td>0-0</td><td>0-0-0</td><td>0</td><td>3</td><td>0</td><td>0</td><td>0</td><td>4</td></tr><tr><td>Draymond Green</td><td>4-5</td><td>0-0</td><td>0-0</td><td>2-4-6</td><td>3</td><td>8</td><td>3</td><td>1</td><td>1</td><td>22</td></tr><tr><td>Jon Crandell</td><td>0-0</td><td>0-0</td><td>0-0</td><td>0-1-1</td><td>0</td><td>0</td><td>0</td><td>0</td><td>0</td><td>1</td></tr><tr><td>Korie Lucious</td><td>2-4</td><td>1-2</td><td>0-0</td><td>0-3-3</td><td>0</td><td>5</td><td>9</td><td>2</td><td>0</td><td>22</td></tr><tr><td>Tom Herzog</td><td>1-1</td><td>0-0</td><td>0-0</td><td>0-0-0</td><td>1</td><td>2</td><td>0</td><td>0</td><td>0</td><td>4</td></tr><tr><td>Derrick Nix</td><td>1-2</td><td>0-0</td><td>0-1</td><td>0-1-1</td><td>0</td><td>2</td><td>0</td><td>0</td><td>0</td><td>6</td></tr><tr><td>Team</td><td></td><td></td><td></td><td>1-2-3</td><td></td><td></td><td></td><td></td><td></td><td></td></tr><tr><td><b>Totals</b></td><td><b>32-58</b></td><td><b>7-17</b></td><td><b>19-27</b></td><td><b>14-31-45</b></td><td><b>16</b></td><td><b>90</b></td><td><b>22</b></td><td><b>13</b></td><td><b>8</b></td><td><b>5 200</b></td></tr></table>				Michigan State	FG	3FG	FT	O-D-R	PFPTS	A	T	B	S	MIN	Kalin Lucas, g	4-8	1-3	6-6	0-1-1	2	15	3	2	0	27	Raymar Morgan, f	3-5	0-1	3-4	1-5-6	2	9	1	1	3	28	Chris Allen, g	7-10	3-5	5-6	2-2-4	0	22	0	2	0	25	Durrell Summers, g	4-10	1-3	1-2	0-1-1	4	10	2	1	0	22	Garrick Sherman, f	1-1	0-0	0-0	1-1-2	0	2	1	2	0	6	Delvon Roe	3-6	0-0	4-8	7-10-17	2	10	2	1	4	23	Austin Thornton	1-4	0-1	0-0	0-0-0	2	2	0	1	0	8	Mike Kebler	0-0	0-0	0-0	0-0-0	0	0	1	0	0	2	Isaiah Dahlan	1-2	1-2	0-0	0-0-0	0	3	0	0	0	4	Draymond Green	4-5	0-0	0-0	2-4-6	3	8	3	1	1	22	Jon Crandell	0-0	0-0	0-0	0-1-1	0	0	0	0	0	1	Korie Lucious	2-4	1-2	0-0	0-3-3	0	5	9	2	0	22	Tom Herzog	1-1	0-0	0-0	0-0-0	1	2	0	0	0	4	Derrick Nix	1-2	0-0	0-1	0-1-1	0	2	0	0	0	6	Team				1-2-3							<b>Totals</b>	<b>32-58</b>	<b>7-17</b>	<b>19-27</b>	<b>14-31-45</b>	<b>16</b>	<b>90</b>	<b>22</b>	<b>13</b>	<b>8</b>	<b>5 200</b>	<table><tr><th>Michigan State</th><th>FG</th><th>3FG</th><th>FT</th><th>O-D-R</th><th>PFPTS</th><th>A</th><th>T</th><th>B</th><th>S</th><th>MIN</th></tr><tr><td>Raymar Morgan, f</td><td>0-7</td><td>0-0</td><td>0-0</td><td>3-3-6</td><td>4</td><td>0</td><td>5</td><td>2</td><td>1</td><td>0 19</td></tr><tr><td>Delvon Roe, f</td><td>6-7</td><td>0-0</td><td>1-2</td><td>2-3-5</td><td>3</td><td>13</td><td>1</td><td>1</td><td>0</td><td>27</td></tr><tr><td>Garrick Sherman, c</td><td>2-5</td><td>0-0</td><td>0-0</td><td>3-1-4</td><td>1</td><td>4</td><td>0</td><td>0</td><td>0</td><td>15</td></tr><tr><td>Kalin Lucas, g</td><td>8-11</td><td>1-2</td><td>3-4</td><td>1-1-2</td><td>1</td><td>20</td><td>1</td><td>3</td><td>0</td><td>34</td></tr><tr><td>Durrell Summers, g</td><td>4-10</td><td>0-3</td><td>5-7</td><td>2-4-6</td><td>3</td><td>13</td><td>1</td><td>4</td><td>0</td><td>30</td></tr><tr><td>Chris Allen</td><td>2-5</td><td>1-3</td><td>0-0</td><td>0-2-2</td><td>1</td><td>5</td><td>2</td><td>3</td><td>0</td><td>19</td></tr><tr><td>Austin Thornton</td><td>2-2</td><td>0-0</td><td>0-0</td><td>0-0-0</td><td>1</td><td>4</td><td>1</td><td>0</td><td>0</td><td>6</td></tr><tr><td>Draymond Green</td><td>7-10</td><td>0-0</td><td>1-1</td><td>5-6-11</td><td>3</td><td>15</td><td>2</td><td>4</td><td>0</td><td>28</td></tr><tr><td>Korie Lucious</td><td>0-2</td><td>0-2</td><td>0-0</td><td>0-1-1</td><td>1</td><td>0</td><td>4</td><td>4</td><td>0</td><td>18</td></tr><tr><td>Derrick Nix</td><td>0-0</td><td>0-0</td><td>0-0</td><td>0-1-1</td><td>0</td><td>0</td><td>1</td><td>1</td><td>0</td><td>4</td></tr><tr><td>Team</td><td></td><td></td><td></td><td>2-2-4</td><td></td><td></td><td></td><td></td><td></td><td></td></tr><tr><td><b>Totals</b></td><td><b>31-59</b></td><td><b>2-10</b></td><td><b>10-14</b></td><td><b>18-24-42</b></td><td><b>18</b></td><td><b>74</b></td><td><b>18</b></td><td><b>23</b></td><td><b>1</b></td><td><b>5 200</b></td></tr></table>				Michigan State	FG	3FG	FT	O-D-R	PFPTS	A	T	B	S	MIN	Raymar Morgan, f	0-7	0-0	0-0	3-3-6	4	0	5	2	1	0 19	Delvon Roe, f	6-7	0-0	1-2	2-3-5	3	13	1	1	0	27	Garrick Sherman, c	2-5	0-0	0-0	3-1-4	1	4	0	0	0	15	Kalin Lucas, g	8-11	1-2	3-4	1-1-2	1	20	1	3	0	34	Durrell Summers, g	4-10	0-3	5-7	2-4-6	3	13	1	4	0	30	Chris Allen	2-5	1-3	0-0	0-2-2	1	5	2	3	0	19	Austin Thornton	2-2	0-0	0-0	0-0-0	1	4	1	0	0	6	Draymond Green	7-10	0-0	1-1	5-6-11	3	15	2	4	0	28	Korie Lucious	0-2	0-2	0-0	0-1-1	1	0	4	4	0	18	Derrick Nix	0-0	0-0	0-0	0-1-1	0	0	1	1	0	4	Team				2-2-4							<b>Totals</b>	<b>31-59</b>	<b>2-10</b>	<b>10-14</b>	<b>18-24-42</b>	<b>18</b>	<b>74</b>	<b>18</b>	<b>23</b>	<b>1</b>	<b>5 200</b>	<table><tr><th>Michigan State</th><th>FG</th><th>3FG</th><th>FT</th><th>O-D-R</th><th>PFPTS</th><th>A</th><th>T</th><th>B</th><th>S</th><th>MIN</th></tr><tr><td>Raymar Morgan, f</td><td>8-10</td><td>1-1</td><td>0-2</td><td>2-3-5</td><td>2</td><td>17</td><td>4</td><td>0</td><td>0</td><td>1 24</td></tr><tr><td>Delvon Roe, f</td><td>4-5</td><td>0-0</td><td>3-5</td><td>3-1-4</td><td>2</td><td>11</td><td>0</td><td>1</td><td>1</td><td>19</td></tr><tr><td>Garrick Sherman, c</td><td>1-3</td><td>0-0</td><td>0-0</td><td>2-4-6</td><td>1</td><td>2</td><td>1</td><td>0</td><td>0</td><td>11</td></tr><tr><td>Kalin Lucas, g</td><td>6-9</td><td>4-5</td><td>0-1</td><td>0-1-1</td><td>2</td><td>16</td><td>6</td><td>2</td><td>0</td><td>21</td></tr><tr><td>Durrell Summers, g</td><td>2-9</td><td>1-4</td><td>3-3</td><td>0-2-2</td><td>3</td><td>8</td><td>0</td><td>3</td><td>0</td><td>15</td></tr><tr><td>Chris Allen</td><td>7-10</td><td>4-7</td><td>0-1</td><td>1-1-2</td><td>2</td><td>18</td><td>3</td><td>0</td><td>0</td><td>22</td></tr><tr><td>Austin Thornton</td><td>1-1</td><td>0-0</td><td>0-0</td><td>0-1-1</td><td>3</td><td>2</td><td>1</td><td>0</td><td>0</td><td>12</td></tr><tr><td>Mike Kebler</td><td>0-2</td><td>0-0</td><td>2-2</td><td>0-1-1</td><td>0</td><td>2</td><td>0</td><td>0</td><td>0</td><td>1 5</td></tr><tr><td>Isaiah Dahlan</td><td>1-2</td><td>1-1</td><td>0-0</td><td>0-0-0</td><td>1</td><td>3</td><td>0</td><td>1</td><td>0</td><td>9</td></tr><tr><td>Draymond Green</td><td>2-5</td><td>0-0</td><td>2-2</td><td>0-7-7</td><td>1</td><td>6</td><td>6</td><td>2</td><td>1</td><td>19</td></tr><tr><td>Jon Crandell</td><td>0-0</td><td>0-0</td><td>0-0</td><td>0-0-0</td><td>0</td><td>0</td><td>1</td><td>0</td><td>0</td><td>3</td></tr><tr><td>Korie Lucious</td><td>5-8</td><td>3-4</td><td>0-0</td><td>0-2-2</td><td>2</td><td>13</td><td>5</td><td>1</td><td>0</td><td>22</td></tr><tr><td>Tom Herzog</td><td>2-4</td><td>0-0</td><td>0-0</td><td>3-1-4</td><td>2</td><td>4</td><td>0</td><td>1</td><td>0</td><td>10</td></tr><tr><td>Derrick Nix</td><td>2-2</td><td>0-0</td><td>0-0</td><td>0-0-0</td><td>0</td><td>4</td><td>0</td><td>0</td><td>0</td><td>8</td></tr><tr><td>Team</td><td></td><td></td><td></td><td>2-2-4</td><td></td><td></td><td></td><td></td><td></td><td></td></tr><tr><td><b>Totals</b></td><td><b>41-70</b></td><td><b>14-22</b></td><td><b>10-16</b></td><td><b>13-26-39</b></td><td><b>21</b></td><td><b>106</b></td><td><b>27</b></td><td><b>11</b></td><td><b>2</b></td><td><b>6 200</b></td></tr></table>				Michigan State	FG	3FG	FT	O-D-R	PFPTS	A	T	B	S	MIN	Raymar Morgan, f	8-10	1-1	0-2	2-3-5	2	17	4	0	0	1 24	Delvon Roe, f	4-5	0-0	3-5	3-1-4	2	11	0	1	1	19	Garrick Sherman, c	1-3	0-0	0-0	2-4-6	1	2	1	0	0	11	Kalin Lucas, g	6-9	4-5	0-1	0-1-1	2	16	6	2	0	21	Durrell Summers, g	2-9	1-4	3-3	0-2-2	3	8	0	3	0	15	Chris Allen	7-10	4-7	0-1	1-1-2	2	18	3	0	0	22	Austin Thornton	1-1	0-0	0-0	0-1-1	3	2	1	0	0	12	Mike Kebler	0-2	0-0	2-2	0-1-1	0	2	0	0	0	1 5	Isaiah Dahlan	1-2	1-1	0-0	0-0-0	1	3	0	1	0	9	Draymond Green	2-5	0-0	2-2	0-7-7	1	6	6	2	1	19	Jon Crandell	0-0	0-0	0-0	0-0-0	0	0	1	0	0	3	Korie Lucious	5-8	3-4	0-0	0-2-2	2	13	5	1	0	22	Tom Herzog	2-4	0-0	0-0	3-1-4	2	4	0	1	0	10	Derrick Nix	2-2	0-0	0-0	0-0-0	0	4	0	0	0	8	Team				2-2-4							<b>Totals</b>	<b>41-70</b>	<b>14-22</b>	<b>10-16</b>	<b>13-26-39</b>	<b>21</b>	<b>106</b>	<b>27</b>	<b>11</b>	<b>2</b>	<b>6 200</b>
Michigan State	FG	3FG	FT	O-D-R	PFPTS	A	T	B	S	MIN																																																																																																																																																																																																																																																																																																																																																																																																																																																																																																																																						
Kalin Lucas, g	4-8	1-3	6-6	0-1-1	2	15	3	2	0	27																																																																																																																																																																																																																																																																																																																																																																																																																																																																																																																																						
Raymar Morgan, f	3-5	0-1	3-4	1-5-6	2	9	1	1	3	28																																																																																																																																																																																																																																																																																																																																																																																																																																																																																																																																						
Chris Allen, g	7-10	3-5	5-6	2-2-4	0	22	0	2	0	25																																																																																																																																																																																																																																																																																																																																																																																																																																																																																																																																						
Durrell Summers, g	4-10	1-3	1-2	0-1-1	4	10	2	1	0	22																																																																																																																																																																																																																																																																																																																																																																																																																																																																																																																																						
Garrick Sherman, f	1-1	0-0	0-0	1-1-2	0	2	1	2	0	6																																																																																																																																																																																																																																																																																																																																																																																																																																																																																																																																						
Delvon Roe	3-6	0-0	4-8	7-10-17	2	10	2	1	4	23																																																																																																																																																																																																																																																																																																																																																																																																																																																																																																																																						
Austin Thornton	1-4	0-1	0-0	0-0-0	2	2	0	1	0	8																																																																																																																																																																																																																																																																																																																																																																																																																																																																																																																																						
Mike Kebler	0-0	0-0	0-0	0-0-0	0	0	1	0	0	2																																																																																																																																																																																																																																																																																																																																																																																																																																																																																																																																						
Isaiah Dahlan	1-2	1-2	0-0	0-0-0	0	3	0	0	0	4																																																																																																																																																																																																																																																																																																																																																																																																																																																																																																																																						
Draymond Green	4-5	0-0	0-0	2-4-6	3	8	3	1	1	22																																																																																																																																																																																																																																																																																																																																																																																																																																																																																																																																						
Jon Crandell	0-0	0-0	0-0	0-1-1	0	0	0	0	0	1																																																																																																																																																																																																																																																																																																																																																																																																																																																																																																																																						
Korie Lucious	2-4	1-2	0-0	0-3-3	0	5	9	2	0	22																																																																																																																																																																																																																																																																																																																																																																																																																																																																																																																																						
Tom Herzog	1-1	0-0	0-0	0-0-0	1	2	0	0	0	4																																																																																																																																																																																																																																																																																																																																																																																																																																																																																																																																						
Derrick Nix	1-2	0-0	0-1	0-1-1	0	2	0	0	0	6																																																																																																																																																																																																																																																																																																																																																																																																																																																																																																																																						
Team				1-2-3																																																																																																																																																																																																																																																																																																																																																																																																																																																																																																																																												
<b>Totals</b>	<b>32-58</b>	<b>7-17</b>	<b>19-27</b>	<b>14-31-45</b>	<b>16</b>	<b>90</b>	<b>22</b>	<b>13</b>	<b>8</b>	<b>5 200</b>																																																																																																																																																																																																																																																																																																																																																																																																																																																																																																																																						
Michigan State	FG	3FG	FT	O-D-R	PFPTS	A	T	B	S	MIN																																																																																																																																																																																																																																																																																																																																																																																																																																																																																																																																						
Raymar Morgan, f	0-7	0-0	0-0	3-3-6	4	0	5	2	1	0 19																																																																																																																																																																																																																																																																																																																																																																																																																																																																																																																																						
Delvon Roe, f	6-7	0-0	1-2	2-3-5	3	13	1	1	0	27																																																																																																																																																																																																																																																																																																																																																																																																																																																																																																																																						
Garrick Sherman, c	2-5	0-0	0-0	3-1-4	1	4	0	0	0	15																																																																																																																																																																																																																																																																																																																																																																																																																																																																																																																																						
Kalin Lucas, g	8-11	1-2	3-4	1-1-2	1	20	1	3	0	34																																																																																																																																																																																																																																																																																																																																																																																																																																																																																																																																						
Durrell Summers, g	4-10	0-3	5-7	2-4-6	3	13	1	4	0	30																																																																																																																																																																																																																																																																																																																																																																																																																																																																																																																																						
Chris Allen	2-5	1-3	0-0	0-2-2	1	5	2	3	0	19																																																																																																																																																																																																																																																																																																																																																																																																																																																																																																																																						
Austin Thornton	2-2	0-0	0-0	0-0-0	1	4	1	0	0	6																																																																																																																																																																																																																																																																																																																																																																																																																																																																																																																																						
Draymond Green	7-10	0-0	1-1	5-6-11	3	15	2	4	0	28																																																																																																																																																																																																																																																																																																																																																																																																																																																																																																																																						
Korie Lucious	0-2	0-2	0-0	0-1-1	1	0	4	4	0	18																																																																																																																																																																																																																																																																																																																																																																																																																																																																																																																																						
Derrick Nix	0-0	0-0	0-0	0-1-1	0	0	1	1	0	4																																																																																																																																																																																																																																																																																																																																																																																																																																																																																																																																						
Team				2-2-4																																																																																																																																																																																																																																																																																																																																																																																																																																																																																																																																												
<b>Totals</b>	<b>31-59</b>	<b>2-10</b>	<b>10-14</b>	<b>18-24-42</b>	<b>18</b>	<b>74</b>	<b>18</b>	<b>23</b>	<b>1</b>	<b>5 200</b>																																																																																																																																																																																																																																																																																																																																																																																																																																																																																																																																						
Michigan State	FG	3FG	FT	O-D-R	PFPTS	A	T	B	S	MIN																																																																																																																																																																																																																																																																																																																																																																																																																																																																																																																																						
Raymar Morgan, f	8-10	1-1	0-2	2-3-5	2	17	4	0	0	1 24																																																																																																																																																																																																																																																																																																																																																																																																																																																																																																																																						
Delvon Roe, f	4-5	0-0	3-5	3-1-4	2	11	0	1	1	19																																																																																																																																																																																																																																																																																																																																																																																																																																																																																																																																						
Garrick Sherman, c	1-3	0-0	0-0	2-4-6	1	2	1	0	0	11																																																																																																																																																																																																																																																																																																																																																																																																																																																																																																																																						
Kalin Lucas, g	6-9	4-5	0-1	0-1-1	2	16	6	2	0	21																																																																																																																																																																																																																																																																																																																																																																																																																																																																																																																																						
Durrell Summers, g	2-9	1-4	3-3	0-2-2	3	8	0	3	0	15																																																																																																																																																																																																																																																																																																																																																																																																																																																																																																																																						
Chris Allen	7-10	4-7	0-1	1-1-2	2	18	3	0	0	22																																																																																																																																																																																																																																																																																																																																																																																																																																																																																																																																						
Austin Thornton	1-1	0-0	0-0	0-1-1	3	2	1	0	0	12																																																																																																																																																																																																																																																																																																																																																																																																																																																																																																																																						
Mike Kebler	0-2	0-0	2-2	0-1-1	0	2	0	0	0	1 5																																																																																																																																																																																																																																																																																																																																																																																																																																																																																																																																						
Isaiah Dahlan	1-2	1-1	0-0	0-0-0	1	3	0	1	0	9																																																																																																																																																																																																																																																																																																																																																																																																																																																																																																																																						
Draymond Green	2-5	0-0	2-2	0-7-7	1	6	6	2	1	19																																																																																																																																																																																																																																																																																																																																																																																																																																																																																																																																						
Jon Crandell	0-0	0-0	0-0	0-0-0	0	0	1	0	0	3																																																																																																																																																																																																																																																																																																																																																																																																																																																																																																																																						
Korie Lucious	5-8	3-4	0-0	0-2-2	2	13	5	1	0	22																																																																																																																																																																																																																																																																																																																																																																																																																																																																																																																																						
Tom Herzog	2-4	0-0	0-0	3-1-4	2	4	0	1	0	10																																																																																																																																																																																																																																																																																																																																																																																																																																																																																																																																						
Derrick Nix	2-2	0-0	0-0	0-0-0	0	4	0	0	0	8																																																																																																																																																																																																																																																																																																																																																																																																																																																																																																																																						
Team				2-2-4																																																																																																																																																																																																																																																																																																																																																																																																																																																																																																																																												
<b>Totals</b>	<b>41-70</b>	<b>14-22</b>	<b>10-16</b>	<b>13-26-39</b>	<b>21</b>	<b>106</b>	<b>27</b>	<b>11</b>	<b>2</b>	<b>6 200</b>																																																																																																																																																																																																																																																																																																																																																																																																																																																																																																																																						
<b>Total FG%</b> 1st: 15-29 (51.7%) 2nd: 17-29 (58.6%) Game: 55.2% <b>3-Pt FG%</b> 1st: 4-9 (44.9%) 2nd: 3-8 (37.5%) Game: 41.2% <b>F Throw%</b> 1st: 12-17 (70.6%) 2nd: 7-10 (70%) Game: 70.4%				<b>Total FG%</b> 1st: 16-29 (55.2%) 2nd: 15-30 (50.0%) Game: 52.5% <b>3-Pt FG%</b> 1st: 2-4 (50.0%) 2nd: 0-6 (0.0%) Game: 20.0% <b>F Throw%</b> 1st: 2-3 (66.7%) 2nd: 8-11 (72.7%) Game: 71.4%				<b>Total FG%</b> 1st: 20-35 (57.1%) 2nd: 21-35 (60.0%) Game: 58.6% <b>3-Pt FG%</b> 1st: 8-15 (53.3%) 2nd: 6-7 (85.7%) Game: 63.6% <b>F Throw%</b> 1st: 7-10 (70.0%) 2nd: 3-6 (50.0%) Game: 62.5%																																																																																																																																																																																																																																																																																																																																																																																																																																																																																																																																								
<table><tr><th>Valparaiso</th><th>FG</th><th>3FG</th><th>FT</th><th>O-D-R</th><th>PFPTS</th><th>A</th><th>T</th><th>B</th><th>S</th><th>MIN</th></tr><tr><td>Michael Rogers, f</td><td>2-7</td><td>0-4</td><td>0-0</td><td>3-1-4</td><td>1</td><td>4</td><td>1</td><td>2</td><td>0</td><td>0 22</td></tr><tr><td>Cory Johnson, f</td><td>6-14</td><td>0-1</td><td>4-9</td><td>1-1-2</td><td>1</td><td>16</td><td>1</td><td>2</td><td>0</td><td>30</td></tr><tr><td>Brandon McPherson, g</td><td>3-10</td><td>2-5</td><td>1-2</td><td>0-2-2</td><td>4</td><td>9</td><td>3</td><td>1</td><td>0</td><td>28</td></tr><tr><td>Howard Little, g</td><td>1-4</td><td>0-1</td><td>0-0</td><td>5-1-6</td><td>1</td><td>2</td><td>3</td><td>0</td><td>0</td><td>3 26</td></tr><tr><td>Brandon Wood, g</td><td>7-18</td><td>1-6</td><td>9-10</td><td>0-2-2</td><td>1</td><td>24</td><td>0</td><td>3</td><td>0</td><td>31</td></tr><tr><td>Cameron Witt</td><td>0-2</td><td>0-0</td><td>0-0</td><td>0-0-0</td><td>0</td><td>3</td><td>0</td><td>0</td><td>0</td><td>7</td></tr><tr><td>Nick Shelton</td><td>1-1</td><td>0-0</td><td>0-0</td><td>0-0-0</td><td>0</td><td>2</td><td>0</td><td>0</td><td>0</td><td>1</td></tr><tr><td>Tommy Kurth</td><td>0-1</td><td>0-1</td><td>0-0</td><td>0-1-1</td><td>3</td><td>0</td><td>1</td><td>0</td><td>1</td><td>15</td></tr><tr><td>Matt Kenney</td><td>0-1</td><td>0-1</td><td>0-0</td><td>0-2-2</td><td>1</td><td>0</td><td>2</td><td>1</td><td>0</td><td>9</td></tr><tr><td>Chris Halvorsen</td><td>0-1</td><td>0-0</td><td>0-0</td><td>1-1-2</td><td>0</td><td>0</td><td>0</td><td>0</td><td>0</td><td>4</td></tr><tr><td>Milos Milosevic</td><td>0-1</td><td>0-0</td><td>0-0</td><td>1-0-1</td><td>2</td><td>0</td><td>0</td><td>0</td><td>0</td><td>11</td></tr><tr><td>Ryan Broekhoff</td><td>1-4</td><td>1-4</td><td>0-0</td><td>0-1-1</td><td>1</td><td>3</td><td>1</td><td>0</td><td>0</td><td>1 16</td></tr><tr><td>Team</td><td></td><td></td><td></td><td>4-4-8</td><td></td><td></td><td></td><td></td><td></td><td></td></tr><tr><td><b>Totals</b></td><td><b>21-64</b></td><td><b>4-23</b></td><td><b>14-21</b></td><td><b>15-16-31</b></td><td><b>18</b></td><td><b>60</b></td><td><b>12</b></td><td><b>9</b></td><td><b>1</b></td><td><b>7 200</b></td></tr></table>				Valparaiso	FG	3FG	FT	O-D-R	PFPTS	A	T	B	S	MIN	Michael Rogers, f	2-7	0-4	0-0	3-1-4	1	4	1	2	0	0 22	Cory Johnson, f	6-14	0-1	4-9	1-1-2	1	16	1	2	0	30	Brandon McPherson, g	3-10	2-5	1-2	0-2-2	4	9	3	1	0	28	Howard Little, g	1-4	0-1	0-0	5-1-6	1	2	3	0	0	3 26	Brandon Wood, g	7-18	1-6	9-10	0-2-2	1	24	0	3	0	31	Cameron Witt	0-2	0-0	0-0	0-0-0	0	3	0	0	0	7	Nick Shelton	1-1	0-0	0-0	0-0-0	0	2	0	0	0	1	Tommy Kurth	0-1	0-1	0-0	0-1-1	3	0	1	0	1	15	Matt Kenney	0-1	0-1	0-0	0-2-2	1	0	2	1	0	9	Chris Halvorsen	0-1	0-0	0-0	1-1-2	0	0	0	0	0	4	Milos Milosevic	0-1	0-0	0-0	1-0-1	2	0	0	0	0	11	Ryan Broekhoff	1-4	1-4	0-0	0-1-1	1	3	1	0	0	1 16	Team				4-4-8							<b>Totals</b>	<b>21-64</b>	<b>4-23</b>	<b>14-21</b>	<b>15-16-31</b>	<b>18</b>	<b>60</b>	<b>12</b>	<b>9</b>	<b>1</b>	<b>7 200</b>	<table><tr><th>Florida</th><th>FG</th><th>3FG</th><th>FT</th><th>O-D-R</th><th>PFPTS</th><th>A</th><th>T</th><th>B</th><th>S</th><th>MIN</th></tr><tr><td>Dan Wenner, f</td><td>2-7</td><td>1-4</td><td>4-4</td><td>2-1-3</td><td>3</td><td>9</td><td>2</td><td>2</td><td>0</td><td>1 32</td></tr><tr><td>Alex Tyus, f</td><td>5-10</td><td>0-0</td><td>1-1</td><td>3-2-5</td><td>3</td><td>11</td><td>0</td><td>4</td><td>0</td><td>26</td></tr><tr><td>Vernon Macklin, c</td><td>4-8</td><td>0-0</td><td>2-2</td><td>2-3-5</td><td>1</td><td>10</td><td>0</td><td>2</td><td>0</td><td>1 30</td></tr><tr><td>Kenny Boynton, g</td><td>2-12</td><td>1-9</td><td>1-2</td><td>2-1-3</td><td>3</td><td>6</td><td>1</td><td>1</td><td>0</td><td>1 35</td></tr><tr><td>Erving Walker, g</td><td>2-10</td><td>1-6</td><td>7-8</td><td>0-0-0</td><td>2</td><td>12</td><td>7</td><td>1</td><td>0</td><td>3 30</td></tr><tr><td>Ray Shipman</td><td>4-5</td><td>1-2</td><td>1-1</td><td>1-1-2</td><td>1</td><td>10</td><td>1</td><td>0</td><td>0</td><td>2 14</td></tr><tr><td>Chandler Parsons</td><td>4-6</td><td>1-3</td><td>5-6</td><td>0-2-2</td><td>3</td><td>14</td><td>0</td><td>0</td><td>0</td><td>3 25</td></tr><tr><td>Kenny Kadji</td><td>0-0</td><td>0-0</td><td>0-0</td><td>0-0-0</td><td>0</td><td>0</td><td>0</td><td>1</td><td>0</td><td>1</td></tr><tr><td>Erik Murphy</td><td>2-3</td><td>0-0</td><td>1-1</td><td>0-0-0</td><td>0</td><td>5</td><td>0</td><td>0</td><td>0</td><td>1 7</td></tr><tr><td>Team</td><td></td><td></td><td></td><td>2-2-4</td><td></td><td></td><td></td><td></td><td></td><td></td></tr><tr><td><b>Totals</b></td><td><b>25-60</b></td><td><b>5-24</b></td><td><b>22-25</b></td><td><b>12-12-24</b></td><td><b>16</b></td><td><b>77</b></td><td><b>11</b></td><td><b>11</b></td><td><b>0</b></td><td><b>12 200</b></td></tr></table>				Florida	FG	3FG	FT	O-D-R	PFPTS	A	T	B	S	MIN	Dan Wenner, f	2-7	1-4	4-4	2-1-3	3	9	2	2	0	1 32	Alex Tyus, f	5-10	0-0	1-1	3-2-5	3	11	0	4	0	26	Vernon Macklin, c	4-8	0-0	2-2	2-3-5	1	10	0	2	0	1 30	Kenny Boynton, g	2-12	1-9	1-2	2-1-3	3	6	1	1	0	1 35	Erving Walker, g	2-10	1-6	7-8	0-0-0	2	12	7	1	0	3 30	Ray Shipman	4-5	1-2	1-1	1-1-2	1	10	1	0	0	2 14	Chandler Parsons	4-6	1-3	5-6	0-2-2	3	14	0	0	0	3 25	Kenny Kadji	0-0	0-0	0-0	0-0-0	0	0	0	1	0	1	Erik Murphy	2-3	0-0	1-1	0-0-0	0	5	0	0	0	1 7	Team				2-2-4							<b>Totals</b>	<b>25-60</b>	<b>5-24</b>	<b>22-25</b>	<b>12-12-24</b>	<b>16</b>	<b>77</b>	<b>11</b>	<b>11</b>	<b>0</b>	<b>12 200</b>	<table><tr><th>UMass</th><th>FG</th><th>3FG</th><th>FT</th><th>O-D-R</th><th>PFPTS</th><th>A</th><th>T</th><th>B</th><th>S</th><th>MIN</th></tr><tr><td>Terrell Vinson, f</td><td>2-6</td><td>0-2</td><td>4-4</td><td>2-0-2</td><td>1</td><td>8</td><td>0</td><td>2</td><td>0</td><td>0 26</td></tr><tr><td>Sean Carter, f</td><td>0-1</td><td>0-0</td><td>0-0</td><td>2-6-8</td><td>3</td><td>0</td><td>1</td><td>1</td><td>0</td><td>1 18</td></tr><tr><td>Hashim Bailey, c</td><td>0-2</td><td>0-0</td><td>1-4</td><td>2-5-7</td><td>1</td><td>1</td><td>0</td><td>1</td><td>1</td><td>0 25</td></tr><tr><td>Ricky Harris, g</td><td>5-11</td><td>2-5</td><td>3-4</td><td>0-3-3</td><td>3</td><td>15</td><td>1</td><td>6</td><td>0</td><td>2 24</td></tr><tr><td>Anthony Gurley, g</td><td>8-14</td><td>1-2</td><td>7-8</td><td>2-2-4</td><td>1</td><td>24</td><td>2</td><td>2</td><td>0</td><td>0 22</td></tr><tr><td>David Gibbs</td><td>0-1</td><td>0-1</td><td>0-0</td><td>0-0-0</td><td>0</td><td>0</td><td>0</td><td>1</td><td>0</td><td>0 14</td></tr><tr><td>Javron Farrell</td><td>2-3</td><td>0-0</td><td>2-2</td><td>0-3-3</td><td>3</td><td>6</td><td>1</td><td>1</td><td>0</td><td>0 13</td></tr><tr><td>Gary Correia</td><td>1-3</td><td>1-3</td><td>0-0</td><td>0-0-0</td><td>1</td><td>3</td><td>3</td><td>0</td><td>0</td><td>0 15</td></tr><tr><td>Trey Lang</td><td>0-0</td><td>0-0</td><td>0-1</td><td>1-1-2</td><td>0</td><td>0</td><td>0</td><td>1</td><td>1</td><td>0 8</td></tr><tr><td>Sampson Carter</td><td>4-0</td><td>0-2</td><td>2-2</td><td>1-0-1</td><td>0</td><td>2</td><td>0</td><td>0</td><td>2</td><td>0 14</td></tr><tr><td>Freddie Riley</td><td>3-10</td><td>3-9</td><td>0-0</td><td>0-0-0</td><td>1</td><td>9</td><td>0</td><td>1</td><td>0</td><td>0 14</td></tr><tr><td>Matt Hill</td><td>0-0</td><td>0-0</td><td>0-0</td><td>0-0-0</td><td>1</td><td>0</td><td>0</td><td>0</td><td>0</td><td>0 7</td></tr><tr><td>Team</td><td></td><td></td><td></td><td>1-1-2</td><td></td><td></td><td></td><td></td><td></td><td></td></tr><tr><td><b>Totals</b></td><td><b>21-55</b></td><td><b>7-24</b></td><td><b>19-25</b></td><td><b>11-21-32</b></td><td><b>15</b></td><td><b>68</b></td><td><b>8</b></td><td><b>16</b></td><td><b>4</b></td><td><b>3 200</b></td></tr></table>				UMass	FG	3FG	FT	O-D-R	PFPTS	A	T	B	S	MIN	Terrell Vinson, f	2-6	0-2	4-4	2-0-2	1	8	0	2	0	0 26	Sean Carter, f	0-1	0-0	0-0	2-6-8	3	0	1	1	0	1 18	Hashim Bailey, c	0-2	0-0	1-4	2-5-7	1	1	0	1	1	0 25	Ricky Harris, g	5-11	2-5	3-4	0-3-3	3	15	1	6	0	2 24	Anthony Gurley, g	8-14	1-2	7-8	2-2-4	1	24	2	2	0	0 22	David Gibbs	0-1	0-1	0-0	0-0-0	0	0	0	1	0	0 14	Javron Farrell	2-3	0-0	2-2	0-3-3	3	6	1	1	0	0 13	Gary Correia	1-3	1-3	0-0	0-0-0	1	3	3	0	0	0 15	Trey Lang	0-0	0-0	0-1	1-1-2	0	0	0	1	1	0 8	Sampson Carter	4-0	0-2	2-2	1-0-1	0	2	0	0	2	0 14	Freddie Riley	3-10	3-9	0-0	0-0-0	1	9	0	1	0	0 14	Matt Hill	0-0	0-0	0-0	0-0-0	1	0	0	0	0	0 7	Team				1-1-2							<b>Totals</b>	<b>21-55</b>	<b>7-24</b>	<b>19-25</b>	<b>11-21-32</b>	<b>15</b>	<b>68</b>	<b>8</b>	<b>16</b>	<b>4</b>	<b>3 200</b>																																																							
Valparaiso	FG	3FG	FT	O-D-R	PFPTS	A	T	B	S	MIN																																																																																																																																																																																																																																																																																																																																																																																																																																																																																																																																						
Michael Rogers, f	2-7	0-4	0-0	3-1-4	1	4	1	2	0	0 22																																																																																																																																																																																																																																																																																																																																																																																																																																																																																																																																						
Cory Johnson, f	6-14	0-1	4-9	1-1-2	1	16	1	2	0	30																																																																																																																																																																																																																																																																																																																																																																																																																																																																																																																																						
Brandon McPherson, g	3-10	2-5	1-2	0-2-2	4	9	3	1	0	28																																																																																																																																																																																																																																																																																																																																																																																																																																																																																																																																						
Howard Little, g	1-4	0-1	0-0	5-1-6	1	2	3	0	0	3 26																																																																																																																																																																																																																																																																																																																																																																																																																																																																																																																																						
Brandon Wood, g	7-18	1-6	9-10	0-2-2	1	24	0	3	0	31																																																																																																																																																																																																																																																																																																																																																																																																																																																																																																																																						
Cameron Witt	0-2	0-0	0-0	0-0-0	0	3	0	0	0	7																																																																																																																																																																																																																																																																																																																																																																																																																																																																																																																																						
Nick Shelton	1-1	0-0	0-0	0-0-0	0	2	0	0	0	1																																																																																																																																																																																																																																																																																																																																																																																																																																																																																																																																						
Tommy Kurth	0-1	0-1	0-0	0-1-1	3	0	1	0	1	15																																																																																																																																																																																																																																																																																																																																																																																																																																																																																																																																						
Matt Kenney	0-1	0-1	0-0	0-2-2	1	0	2	1	0	9																																																																																																																																																																																																																																																																																																																																																																																																																																																																																																																																						
Chris Halvorsen	0-1	0-0	0-0	1-1-2	0	0	0	0	0	4																																																																																																																																																																																																																																																																																																																																																																																																																																																																																																																																						
Milos Milosevic	0-1	0-0	0-0	1-0-1	2	0	0	0	0	11																																																																																																																																																																																																																																																																																																																																																																																																																																																																																																																																						
Ryan Broekhoff	1-4	1-4	0-0	0-1-1	1	3	1	0	0	1 16																																																																																																																																																																																																																																																																																																																																																																																																																																																																																																																																						
Team				4-4-8																																																																																																																																																																																																																																																																																																																																																																																																																																																																																																																																												
<b>Totals</b>	<b>21-64</b>	<b>4-23</b>	<b>14-21</b>	<b>15-16-31</b>	<b>18</b>	<b>60</b>	<b>12</b>	<b>9</b>	<b>1</b>	<b>7 200</b>																																																																																																																																																																																																																																																																																																																																																																																																																																																																																																																																						
Florida	FG	3FG	FT	O-D-R	PFPTS	A	T	B	S	MIN																																																																																																																																																																																																																																																																																																																																																																																																																																																																																																																																						
Dan Wenner, f	2-7	1-4	4-4	2-1-3	3	9	2	2	0	1 32																																																																																																																																																																																																																																																																																																																																																																																																																																																																																																																																						
Alex Tyus, f	5-10	0-0	1-1	3-2-5	3	11	0	4	0	26																																																																																																																																																																																																																																																																																																																																																																																																																																																																																																																																						
Vernon Macklin, c	4-8	0-0	2-2	2-3-5	1	10	0	2	0	1 30																																																																																																																																																																																																																																																																																																																																																																																																																																																																																																																																						
Kenny Boynton, g	2-12	1-9	1-2	2-1-3	3	6	1	1	0	1 35																																																																																																																																																																																																																																																																																																																																																																																																																																																																																																																																						
Erving Walker, g	2-10	1-6	7-8	0-0-0	2	12	7	1	0	3 30																																																																																																																																																																																																																																																																																																																																																																																																																																																																																																																																						
Ray Shipman	4-5	1-2	1-1	1-1-2	1	10	1	0	0	2 14																																																																																																																																																																																																																																																																																																																																																																																																																																																																																																																																						
Chandler Parsons	4-6	1-3	5-6	0-2-2	3	14	0	0	0	3 25																																																																																																																																																																																																																																																																																																																																																																																																																																																																																																																																						
Kenny Kadji	0-0	0-0	0-0	0-0-0	0	0	0	1	0	1																																																																																																																																																																																																																																																																																																																																																																																																																																																																																																																																						
Erik Murphy	2-3	0-0	1-1	0-0-0	0	5	0	0	0	1 7																																																																																																																																																																																																																																																																																																																																																																																																																																																																																																																																						
Team				2-2-4																																																																																																																																																																																																																																																																																																																																																																																																																																																																																																																																												
<b>Totals</b>	<b>25-60</b>	<b>5-24</b>	<b>22-25</b>	<b>12-12-24</b>	<b>16</b>	<b>77</b>	<b>11</b>	<b>11</b>	<b>0</b>	<b>12 200</b>																																																																																																																																																																																																																																																																																																																																																																																																																																																																																																																																						
UMass	FG	3FG	FT	O-D-R	PFPTS	A	T	B	S	MIN																																																																																																																																																																																																																																																																																																																																																																																																																																																																																																																																						
Terrell Vinson, f	2-6	0-2	4-4	2-0-2	1	8	0	2	0	0 26																																																																																																																																																																																																																																																																																																																																																																																																																																																																																																																																						
Sean Carter, f	0-1	0-0	0-0	2-6-8	3	0	1	1	0	1 18																																																																																																																																																																																																																																																																																																																																																																																																																																																																																																																																						
Hashim Bailey, c	0-2	0-0	1-4	2-5-7	1	1	0	1	1	0 25																																																																																																																																																																																																																																																																																																																																																																																																																																																																																																																																						
Ricky Harris, g	5-11	2-5	3-4	0-3-3	3	15	1	6	0	2 24																																																																																																																																																																																																																																																																																																																																																																																																																																																																																																																																						
Anthony Gurley, g	8-14	1-2	7-8	2-2-4	1	24	2	2	0	0 22																																																																																																																																																																																																																																																																																																																																																																																																																																																																																																																																						
David Gibbs	0-1	0-1	0-0	0-0-0	0	0	0	1	0	0 14																																																																																																																																																																																																																																																																																																																																																																																																																																																																																																																																						
Javron Farrell	2-3	0-0	2-2	0-3-3	3	6	1	1	0	0 13																																																																																																																																																																																																																																																																																																																																																																																																																																																																																																																																						
Gary Correia	1-3	1-3	0-0	0-0-0	1	3	3	0	0	0 15																																																																																																																																																																																																																																																																																																																																																																																																																																																																																																																																						
Trey Lang	0-0	0-0	0-1	1-1-2	0	0	0	1	1	0 8																																																																																																																																																																																																																																																																																																																																																																																																																																																																																																																																						
Sampson Carter	4-0	0-2	2-2	1-0-1	0	2	0	0	2	0 14																																																																																																																																																																																																																																																																																																																																																																																																																																																																																																																																						
Freddie Riley	3-10	3-9	0-0	0-0-0	1	9	0	1	0	0 14																																																																																																																																																																																																																																																																																																																																																																																																																																																																																																																																						
Matt Hill	0-0	0-0	0-0	0-0-0	1	0	0	0	0	0 7																																																																																																																																																																																																																																																																																																																																																																																																																																																																																																																																						
Team				1-1-2																																																																																																																																																																																																																																																																																																																																																																																																																																																																																																																																												
<b>Totals</b>	<b>21-55</b>	<b>7-24</b>	<b>19-25</b>	<b>11-21-32</b>	<b>15</b>	<b>68</b>	<b>8</b>	<b>16</b>	<b>4</b>	<b>3 200</b>																																																																																																																																																																																																																																																																																																																																																																																																																																																																																																																																						
<b>Total FG%</b> 1st: 10-23 (43.5%) 2nd: 11-32 (34.4%) Game: 38.2% <b>3-Pt FG%</b> 1st: 3-10 (30.0%) 2nd: 4-14 (28.6%) Game: 29.2% <b>F Throw%</b> 1st: 15-20 (75.0%) 2nd: 4-5 (80.0%) Game: 76.0%				<b>Total FG%</b> 1st: 15-32 (46.9%) 2nd: 10-29 (34.5%) Game: 41.0% <b>3-Pt FG%</b> 1st: 2-11 (18.2%) 2nd: 3-13 (23.1%) Game: 20.8% <b>F Throw%</b> 1st: 6-7 (85.7%) 2nd: 16-18 (88.9%) Game: 88.0%				<b>Total FG%</b> 1st: 10-23 (43.5%) 2nd: 11-32 (34.4%) Game: 38.2% <b>3-Pt FG%</b> 1st: 3-10 (30.0%) 2nd: 4-14 (28.6%) Game: 29.2% <b>F Throw%</b> 1st: 15-20 (75.0%) 2nd: 4-5 (80.0%) Game: 76.0%																																																																																																																																																																																																																																																																																																																																																																																																																																																																																																																																								
<b>Officials:</b> Freddie Williams, Ron Groover, Ron Tyburski <b>Attendance:</b> 14,759 <b>Halftime Score:</b> MSU 46-28 <b>Record:</b> MSU 4-0; VALPO 1-3				<b>Officials:</b> Jamie Luckie, Sean Hull, Tim Kelly <b>Attendance:</b> 5,154 <b>Halftime Score:</b> FLA 38-36 <b>Record:</b> MSU 4-1; FLA 5-0				<b>Officials:</b> Brian Dorsey, Tim Kelly, Dwayne Gladden <b>Attendance:</b> 3,626 <b>Halftime Score:</b> MSU 55-38 <b>Record:</b> MSU 5-1; UMass 2-4																																																																																																																																																																																																																																																																																																																																																																																																																																																																																																																																								

# NCAA TOURNAMENT FINAL FOUR • APRIL 3 & 5, 2010



#10/11 NORTH CAROLINA	89
#9/9 MICHIGAN STATE	82



#9/9 MICHIGAN STATE	72
WOFFORD	60



#12/14 MICHIGAN STATE	69
THE CITADEL	56

#7

Dec. 1, 2009 • Chapel Hill, N.C.  
Smith Center

**Key Stat:** 1st-Half Field Goal Percentage  
MSU - 38.9% (14-36); UNC - 63.6% (21-33)

**Quotable:** "Our three best shooters couldn't make a shot. I thought we had some good looks, I really did. ... You just have to have your best players play well, and some of ours didn't."  
- MSU coach Tom Izzo

**Key Moment:** MSU battled back from an early eight-point deficit to tie the game at 21. UNC answered with a 9-0 run en route to taking a 50-34 lead at the half.

**Notes:** Michigan State dropped to 5-5 all-time in Big Ten/ACC Challenge history ... The Spartans attempted a season-high 79 shots, thanks in large part to 19 offensive rebounds ... MSU's starting guards (Kalin Lucas and Durrell Summers) were a combined 2-of-12 (5 points) in the first half and 11-of-22 (26 points) in the second half ... Delvon Roe established a career high with five steals, as MSU collected 15 as a team, with five additional players recording two steals each ... Raymar Morgan scored a season-high 18 points to lead MSU ... One game after hitting 14-of-22 3-pointers, the Spartans connected on just 2-of-20 shots from behind the arc ... 52 of MSU's 82 points came in the paint, outscoring a taller Tar Heel squad, 52-38 in the lane ... North Carolina held a 19-point lead in the early moments of the second half, but MSU battled back to within six points and possession of the ball with less than 90 seconds left.

Michigan State	FG	3FG	FT	O-D-R	PFPTS	A	T	B	S	MIN
Raymar Morgan, f	7-10	0-0	4-6	2-4-6	3	18	2	5	0	29
Delvon Roe, f	4-6	0-0	0-0	3-7-10	5	8	2	2	1	29
Garrick Sherman, c	1-1	0-0	0-0	2-0-2	1	2	0	0	0	11
Kalin Lucas, g	6-17	0-3	3-4	1-1-2	1	15	4	1	0	2
Durrell Summers, g	7-17	2-6	0-0	2-0-2	2	16	0	1	0	24
Chris Allen	2-9	0-6	0-0	3-1-4	2	4	1	1	0	2
Austin Thornton	0-0	0-0	0-0	0-0-0	0	0	0	1	0	0
Draymond Green	4-8	0-0	5-6	2-5-7	5	13	2	0	1	28
Korie Lucious	3-11	0-5	0-0	0-1-1	4	6	5	0	0	20
Derrick Nix	0-0	0-0	0-0	0-0-0	1	0	0	0	0	2
Team				4-1-5						
<b>Totals</b>	<b>34-79</b>	<b>2-20</b>	<b>12-16</b>	<b>19-20-39</b>	<b>24</b>	<b>82</b>	<b>16</b>	<b>11</b>	<b>2</b>	<b>15</b>

**Total FG%** 1st: 14-36 (38.9%) 2nd: 20-43 (46.5%) Game: 43.0%  
**3-Pt FG%** 1st: 0-7 (0.0%) 2nd: 2-13 (15.4%) Game: 10.0%  
**F Throw%** 1st: 6-7 (85.7%) 2nd: 6-9 (66.7%) Game: 75.0%

North Carolina	FG	3FG	FT	O-D-R	PFPTS	A	T	B	S	MIN
Will Graves, f	2-2	1-1	0-0	3-1-4	0	5	1	2	0	16
Deon Thompson, f	5-12	0-1	4-5	0-4-4	3	14	1	5	1	31
Ed Davis, c	8-10	0-0	6-8	2-4-6	1	22	2	2	1	29
Marcus Ginyard, g	3-5	1-2	2-6	0-3-3	1	9	7	2	0	36
Larry Drew II, g	6-7	1-2	5-6	1-1-2	3	18	6	3	0	27
Dexter Strickland	3-5	2-3	1-4	0-4-4	2	9	3	0	2	14
Leslie McDonald	0-2	0-0	0-0	0-0-0	0	0	0	0	0	5
Justin Watts	0-0	0-0	0-0	0-0-0	0	0	0	1	0	2
John Henson	1-2	0-1	0-0	1-2-3	2	2	1	1	4	14
David Wear	1-1	0-0	0-0	1-1-2	0	2	0	0	0	7
Travis Wear	1-3	0-0	0-0	0-3-3	1	2	0	0	0	6
Tyler Zeller	3-8	0-0	0-1	2-3-5	2	6	0	1	0	13
Team				0-3-3						
<b>Totals</b>	<b>33-57</b>	<b>5-10</b>	<b>18-30</b>	<b>10-29-39</b>	<b>15</b>	<b>89</b>	<b>21</b>	<b>17</b>	<b>8</b>	<b>200</b>

**Total FG%** 1st: 21-33 (63.6%) 2nd: 12-24 (50.0%) Game: 57.9%  
**3-Pt FG%** 1st: 3-5 (60.0%) 2nd: 2-5 (40.0%) Game: 50.0%  
**F Throw%** 1st: 5-7 (71.4%) 2nd: 12-23 (56.5%) Game: 60.0%

**Officials:** Bryan Kersey, Roger Ayers, Mike Kitts  
**Attendance:** 21,346  
**Halftime Score:** UNC 50-34

**Record:** UNC 7-1; MSU 5-2

#8

Dec. 4, 2009 • East Lansing, Mich.  
Breslin Center

**Key Stat:** 2nd-Half Field Goal Percentage  
MSU - 16-26 (61.5%); WC - 12-30 (40.0%)

**Quotable:** "He's just that guy everyone loves. He does a lot for the team that people don't see. ... He's like a brother to me."  
- MSU senior Raymar Morgan on Isaiah Dahlman

**Key Moment:** MSU's 43-33 lead had been trimmed to two at 43-41. The Spartans responded with a 12-3 run sparked by a 3-point-er from Kalin Lucas.

**Notes:** Raymar Morgan recorded his eighth career double-double and his first of the season, leading the Spartans in scoring (19) and rebounding (11). He becomes the fifth different Spartan to post a double-double this season ... Delvon Roe recorded a career-high five blocks ... Michigan State's plus-20 margin on the glass tied a season high ... MSU grabbed 13 offensive rebounds, compared to 12 defensive boards for Wofford ... Kalin Lucas dished out a season-high nine assists ... Spartan senior Isaiah Dahlman made his first start of the season and the first since starting eight games as a freshman. Isaiah's brother Noah led Wofford with 19 points.

Michigan State	FG	3FG	FT	O-D-R	PFPTS	A	T	B	S	MIN
Kalin Lucas, g	5-12	2-5	1-2	2-2-4	2	13	9	3	0	33
Raymar Morgan, f	7-11	0-1	5-5	3-8-11	2	19	1	0	0	30
Delvon Roe, f	1-4	0-0	0-0	2-4-6	3	2	3	2	5	0
Durrell Summers, g	1-4	0-1	0-0	1-5-6	1	2	0	3	0	18
Isaiah Dahlman, g	1-1	0-0	0-0	0-0-0	0	2	1	0	0	12
Chris Allen	4-7	3-5	0-0	1-2-3	0	11	2	2	0	26
Austin Thornton	0-0	0-0	0-0	0-1-1	1	0	1	2	0	7
Mike Kehler	1-1	0-0	0-0	0-0-0	0	2	0	0	0	2
Draymond Green	6-8	0-0	0-0	3-3-6	3	12	1	3	0	23
Jon Crandell	0-0	0-0	0-0	0-0-0	0	0	0	0	0	0
Korie Lucious	1-4	1-3	0-0	0-1-1	0	3	2	1	0	17
Garrick Sherman	2-2	0-0	0-0	0-1-1	0	4	0	0	0	4
Derrick Nix	0-0	0-0	0-2	0-0-0	1	0	1	1	0	3
Team				0-3-3						
<b>Totals</b>	<b>30-55</b>	<b>6-15</b>	<b>6-9</b>	<b>13-30-43</b>	<b>13</b>	<b>72</b>	<b>21</b>	<b>9</b>	<b>6</b>	<b>200</b>

**Total FG%** 1st: 14-29 (48.3%) 2nd: 16-26 (61.5%) Game: 54.5%  
**3-Pt FG%** 1st: 1-6 (16.7%) 2nd: 5-9 (55.6%) Game: 40.0%  
**F Throw%** 1st: 2-4 (50.0%) 2nd: 4-5 (80.0%) Game: 66.7%

Wofford	FG	3FG	FT	O-D-R	PFPTS	A	T	B	S	MIN
Cameron Rundles, g	1-3	0-2	0-0	0-3-3	1	2	0	2	0	19
Junior Salters, g	1-6	1-5	0-0	0-1-1	0	3	5	0	0	23
Corey Godzinski, g	2-7	1-5	0-0	0-2-2	1	5	0	0	0	25
Brad Loesing, g	1-6	1-2	0-0	0-0-0	0	3	2	0	0	22
Noah Dahlman, f	8-13	0-0	3-5	4-0-4	2	19	2	0	1	26
Nathan Parker	1-4	0-0	0-0	2-2-4	1	2	0	2	0	8
Jamar Diggs	2-6	1-2	2-2	0-0-0	1	7	2	3	0	19
Kevin Giltner	2-4	1-3	0-1	0-0-0	1	5	0	0	0	14
Taylor Wagener	0-0	0-0	0-0	0-0-0	0	0	0	0	0	1
Matt Steelman	1-2	1-2	0-0	0-0-0	0	3	0	0	0	2
Jason Dawson	2-4	2-4	0-0	0-0-0	2	6	4	0	3	18
Joseph Tecklenberg	0-1	0-1	0-0	0-0-0	0	0	0	0	0	2
Tim Johnson	1-4	0-0	1-2	1-3-4	3	3	0	0	0	14
Terry Martin	0-2	0-0	0-0	0-0-0	0	0	0	0	0	5
Domas Rinkalis	1-1	0-0	0-0	0-0-0	0	2	0	0	1	2
Team				4-1-5						
<b>Totals</b>	<b>23-63</b>	<b>8-26</b>	<b>6-10</b>	<b>11-12-23</b>	<b>9</b>	<b>60</b>	<b>15</b>	<b>8</b>	<b>1</b>	<b>200</b>

**Total FG%** 1st: 11-33 (33.3%) 2nd: 12-30 (40.0%) Game: 36.5%  
**3-Pt FG%** 1st: 3-10 (30.0%) 2nd: 5-16 (31.3%) Game: 30.8%  
**F Throw%** 1st: 1-3 (33.3%) 2nd: 5-7 (71.4%) Game: 60.0%

**Officials:** Jim Burr, Rick Hartzell, John Cahill  
**Attendance:** 14,759  
**Halftime Score:** MSU 31-26

**Record:** MSU 6-2; WOF 4-5

#9

Dec. 10, 2009 • Charleston, S.C.  
McAlister Field House

**Key Stat:** Second-Chance Points  
MSU - 20; The Citadel - 0

**Quotable:** "When we really need him the most, he came up the best. And that's what great players have to do."

- MSU coach Tom Izzo on Kalin Lucas who scored or assisted on 10 of the Spartans' final 15 points in the last 8:38.

**Key Moment:** Seeing a seven-point lead shrink to a single point at 48-47, MSU scored six straight points, including two baskets by Garrick Sherman to spark a 14-4 run that gave the Spartans a comfortable 62-51 lead.

**Notes:** Michigan State held a remarkable 20-0 advantage in second-chance points, including a 14-0 advantage in the first half ... MSU won despite scoring a season-low 69 points on a season-low 42 shots ... The Citadel hit its first seven 3-pointers, and did not miss from behind the arc until the 4:05 mark of the first half. Five different Bulldogs hit a three in the first six minutes of the game, as six players hit one during the contest ... The Spartans grabbed 12 offensive rebounds, compared to just 11 defensive boards for the Bulldogs ... Although just two Spartans scored in double-figures, marking a season low for MSU, three additional players scored nine points ... Michigan State attempted 28 free throws (making 18), compared to just nine attempts (six makes) for The Citadel ... Michigan State's defense held The Citadel to just five points in the final 8:16.

Michigan State	FG	3FG	FT	O-D-R	PFPTS	A	T	B	S	MIN
Kalin Lucas, g	6-9	1-3	4-4	1-2-3	2	17	6	4	0	30
Raymar Morgan, f	5-8	0-0	1-4	2-8-10	2	11	1	0	1	31
Chris Allen, g	3-6	2-4	1-2	2-1-3	1	9	1	4	0	25
Delvon Roe, f	2-3	0-0	5-8	2-5-7	0	9	1	2	1	31
Garrick Sherman, c	2-2	0-0	0-0	0-0-0	1	4	0	0	0	8
Austin Thornton	1-1	0-0	0-0	2-0-2	2	2	0	0	0	2
Durrell Summers	0-4	0-1	0-0	1-1-2	1	0	0	0	0	19
Isaiah Dahlman	0-0	0-0	0-0	0-0-0	0	0	0	0	0	1
Draymond Green	1-3	0-0	7-8	2-5-7	3	9	2	1	1	26
Korie Lucious	2-5	2-3	0-0	0-0-0	1	6	2	0	0	22
Derrick Nix	1-1	0-0	0-2	0-1-1	0	2	0	0	1	5
Team				0-1-1						
<b>Totals</b>	<b>23-42</b>	<b>5-11</b>	<b>18-28</b>	<b>12-24-36</b>	<b>13</b>	<b>69</b>	<b>13</b>	<b>12</b>	<b>4</b>	<b>200</b>

**Total FG%** 1st: 13-23 (56.5%) 2nd: 10-19 (52.6%) Game: 54.8%  
**3-Pt FG%** 1st: 3-7 (42.9%) 2nd: 4-4 (50.0%) Game: 45.5%  
**F Throw%** 1st: 11-18 (61.1%) 2nd: 7-10 (70.0%) Game: 64.3%

The Citadel	FG	3FG	FT	O-D-R	PFPTS	A	T	B	S	MIN
Joe Wolfinger, c	2-9	2-4	0-0	0-1-1	4	6	0	0	0	27
Cosmo Morabbi, g	2-4	2-2	0-0	1-0-1	4	6	0	0	0	13
Zach Urbanus, g	5-10	4-7	0-0	0-6-6	1	14	4	2	0	40
Cameron Wells, g	5-13	1-2	5-7	0-1-1	0	16	5	3	0	39
Matt Clark, f	0-1	0-0	0-0	0-0-0	0	0	1	0	0	16
Ben Cherry	0-0	0-0	0-0	0-0-0	1	0	0	0	0	1
Bryan Streeter	2-6	0-0	0-0	2-0-2	2	4	0	0	0	15
Austin Dahn	2-4	2-4	0-0	1-2-3	2	6	2	0	0	27
Mike Groselle	0-0	0-0	1-2	0-1-1	0	1	0	0	0	1
Bo Holston	1-2	1-1	0-0	1-0-1	4	3	2	2	0	21
Team				3-0-3						
<b>Totals</b>	<b>19-49</b>	<b>12-20</b>	<b>6-9</b>	<b>8-11-19</b>	<b>18</b>	<b>56</b>	<b>14</b>	<b>9</b>	<b>0</b>	<b>200</b>

**Total FG%** 1st: 11-23 (47.8%) 2nd: 8-26 (30.8%) Game: 38.8%  
**3-Pt FG%** 1st: 8-11 (72.7%) 2nd: 4-9 (44.4%) Game: 60.0%  
**F Throw%** 1st: 6-9 (66.7%) 2nd: 0-0 (0.0%) Game: 66.7%

**Officials:** Karl Hess, Jamie Luckie, Mike Wood  
**Attendance:** 5,194  
**Halftime Score:** MSU 40-36

**Record:** MSU 7-2; CIT 6-5

# NCAA TOURNAMENT FINAL FOUR • APRIL 3 & 5, 2010



#12/14 MICHIGAN STATE	88
OAKLAND	57



#12/12 MICHIGAN STATE	72
IPFW	60



#2/2 TEXAS	79
#9/9 MICHIGAN STATE	68

## #10

Dec. 10, 2009 • East Lansing, Mich.  
Breslin Center

**Key Stat:** 1st-Half Field Goal Percentage  
MSU - 63.3% (19-30); OU - 26.7% (8-30)

**Quotable:** "I don't know what (Draymond) had to eat, but he had something. He was being a warrior, hitting his shots and getting 'and-1's'. I hadn't see that since high school."

- MSU junior Kalin Lucas on Draymond Green

**Key Moment:** Just under six minutes into the game, MSU led 5-4, only to erupt with a 31-6 run in just under 10 minutes to claim a 36-10 advantage.

**Notes:** Draymond Green scored a career-high 19 points and tied his career high with 12 rebounds in recording his fourth career double-double ... Although MSU grabbed just one more offensive rebound than Oakland, the Spartans held an 18-6 advantage in second-chance points ... Michigan State scored just five points in the first 5:55 of the game, but totaled 39 in the last 14:05 of the first half ... The Spartans held a 19-2 advantage in fast-break points ... Korie Lucious made his first start of the season, scoring seven points and adding four assists ... In the first half, Michigan State converted 11 Oakland turnovers into 22 points. The Spartans held a 33-10 advantage in points off turnovers for the game ... Although Oakland's 6-11 center had 21 points, MSU held a 46-18 advantage in points in the paint.

Michigan State	FG	3FG	FT	O-D-R	PFPTS	A	TO	B	S	MIN
Kalin Lucas, g	7-11	2-2	3-4	0-0-0	0	19	4	1	0	28
Raymar Morgan, f	1-5	0-0	2-2	4-1-5	3	4	3	1	0	27
Delvon Roe, f	5-7	0-0	1-1	2-4-6	2	11	0	1	0	19
Draymond Green, f	9-11	0-0	1-1	2-10-12	3	19	1	3	0	20
Korie Lucious, g	3-5	1-3	0-0	0-1-1	1	7	4	2	1	23
Chris Allen	3-8	1-5	1-2	2-1-3	1	8	2	0	0	16
Austin Thornton	0-2	0-1	0-0	1-1-2	2	0	2	1	0	10
Durrell Summers	2-6	0-2	2-2	1-2-3	0	6	1	0	0	20
Mike Kiebler	0-0	0-0	1-2	0-1-1	1	1	2	0	0	3
Isaiah Dahlan	2-2	0-0	0-0	0-1-1	1	4	0	1	0	6
Jon Crandell	0-0	0-0	0-0	0-0-0	0	0	0	0	0	2
Tom Herzog	1-1	0-0	0-1	1-1-2	2	2	0	1	0	4
Garrick Sherman	1-3	0-0	0-0	0-1-1	1	2	0	1	0	10
Derrick Nix	2-3	0-0	1-3	0-3-3	1	5	1	0	1	12
Team	0-1-1									
<b>Totals</b>	<b>36-64</b>	<b>4-13</b>	<b>12-18</b>	<b>13-28-41</b>	<b>18</b>	<b>88</b>	<b>20</b>	<b>12</b>	<b>2</b>	<b>200</b>

**Total FG%** 1st: 19-30 (63.3%) 2nd: 17-34 (50.0%) Game: 56.3%

**3-Pt FG%** 1st: 1-6 (16.7%) 2nd: 3-7 (42.9%) Game: 30.8%

**F Throw%** 1st: 5-6 (83.3%) 2nd: 7-12 (58.3%) Game: 66.7%

Oakland	FG	3FG	FT	O-D-R	PFPTS	A	TO	B	S	MIN
Denick Nelson, f	1-5	0-2	0-0	1-1-2	1	2	2	0	0	28
Larry Wright, g	2-10	1-5	0-0	0-0-0	4	5	2	4	0	23
Will Hudson, f	2-4	0-0	0-0	3-1-4	2	4	1	2	1	27
Johnathon Jones, g	4-11	1-4	0-0	0-4-4	2	9	2	4	0	36
Keith Benson, c	7-15	0-0	7-7	4-7-11	3	21	0	0	1	34
Ledrick Eackles	1-4	1-3	1-4	1-1-2	1	4	1	1	0	12
Drew Valentine	0-2	0-1	0-0	1-2-3	0	0	0	2	0	10
Blake Cushingberry	2-4	2-4	0-0	0-0-0	0	6	1	0	0	14
Drew Maynard	0-1	0-1	0-0	0-0-0	0	0	0	0	0	2
John Kast	1-1	0-0	1-1	0-0-0	0	3	0	1	0	2
Jay Thomas	0-0	0-0	0-0	0-1-1	1	0	0	0	0	4
Ilija Milutinovic	0-1	0-0	3-4	0-0-0	2	3	0	1	0	8
Team	2-1-3									
<b>Totals</b>	<b>20-58</b>	<b>5-20</b>	<b>12-18</b>	<b>12-30-34</b>	<b>16</b>	<b>57</b>	<b>9</b>	<b>18</b>	<b>2</b>	<b>200</b>

**Total FG%** 1st: 8-30 (26.7%) 2nd: 12-28 (42.9%) Game: 34.5%

**3-Pt FG%** 1st: 4-12 (33.3%) 2nd: 1-8 (12.5%) Game: 25.0%

**F Throw%** 1st: 1-1 (100%) 2nd: 11-15 (73.3%) Game: 75.0%

**Officials:** Steve Welmer, Rick Hartzell, John Higgins

**Attendance:** 14,759

**Halftime Score:** MSU 44-21

**Record:** MSU 8-2, OU 4-5

## #11

Dec. 19, 2009 • East Lansing, Mich.  
Breslin Center

**Key Stat:** Points In The Paint  
MSU - 36; IPFW - 12

**Quotable:** "It sure is fun to watch Raymar. He was very glued in on the bench, he was very glued in on the huddles -- he spoke more than I spoke -- and I love watching Raymar when he's like that. I just have to figure out how to take the magic wand and make sure that's on a day-to-day basis, not now and then."

- MSU coach Tom Izzo on Raymar Morgan

**Key Moment:** Raymar Morgan assisted on MSU's first four baskets as the Spartans grabbed an early 10-0 lead and never led by less than six points.

**Notes:** With 14 points, Raymar Morgan moved into 20th place on MSU's all-time scoring chart ... Michigan State converted 21 IPFW turnovers into 24 points ... The Spartan defense held IPFW to 31.1 percent shooting, a season low for an MSU opponent, holding the Mastodons to just 28.6 percent shooting in the second half ... The win was Tom Izzo's 200th victory at the Breslin Center in 224 games ... IPFW out-rebounded Michigan State, 22-18, in the first half, but the Spartans held a 22-12 advantage on the glass in the second half ... Delvon Roe tied for the team lead with 14 points, marking the sixth different Spartan to lead the team in scoring this season ... Michigan State recorded 22 assists on 28 baskets.

Michigan State	FG	3FG	FT	O-D-R	PFPTS	A	TO	B	S	MIN	
Kalin Lucas, g	3-9	1-3	3-4	1-2-3	0	10	5	2	0	1	29
Raymar Morgan, f	7-11	0-0	0-0	1-3-4	5	14	4	1	1	0	21
Chris Allen, g	2-7	0-3	2-2	0-2-2	4	6	2	0	0	1	20
Delvon Roe, f	5-7	0-0	4-4	4-4-8	2	14	0	2	0	2	26
Garrick Sherman, c	4-5	0-0	0-0	1-1-2	1	8	0	1	0	0	8
Austin Thornton	1-1	1-1	2-2	1-1-2	2	5	0	0	0	0	9
Durrell Summers	1-4	1-1	6-6	2-3-5	1	9	1	3	0	1	25
Isaiah Dahlan	1-1	0-0	0-0	0-0-0	0	2	1	0	0	0	3
Draymond Green	2-5	0-0	2-3	1-7-8	3	6	6	1	0	5	27
Jon Crandell	0-0	0-0	0-0	0-0-0	0	0	0	0	0	0	1
Korie Lucious	2-6	1-2	0-0	0-2-2	0	5	3	4	0	1	22
Tom Herzog	0-0	0-0	0-0	0-1-1	0	0	0	0	0	2	3
Derrick Nix	0-1	0-0	1-4	0-2-2	0	1	0	0	0	0	6
Team				0-1-1							
Totals	28-57	4-10	20-25	11-23-40	18	80	22	14	3	11	200

**Total FG%** 1st: 17-33 (51.5%) 2nd: 11-24 (45.8%) Game: 49.1%

**3-Pt FG%** 1st: 2-6 (33.3%) 2nd: 2-4 (50.0%) Game: 40.0%

**F Throw%** 1st: 6-9 (66.7%) 2nd: 14-16 (87.5%) Game: 80.0%

IPFW	FG	3FG	FT	O-D-R	PFPTS	A	TO	B	S	MIN	
Nick Daniels, g	0-4	0-4	0-0	0-1-1	3	0	2	4	0	0	25
Zach Plackemeier, g	1-6	1-5	0-0	2-1-3	5	3	3	4	0	1	35
Ben Botts, g	3-8	3-8	0-0	0-2-2	1	9	4	1	0	2	40
Delvize Yearby, f	7-21	2-4	9-10	10-15	1	25	1	6	0	2	32
Trey McCorkle, f	0-1	0-0	2-2	0-1-1	3	2	0	2	0	1	9
Antwone Snead	0-2	0-0	1-2	0-2-2	3	1	0	1	0	0	15
Frank Gaines	4-9	0-3	1-3	2-1-3	4	9	0	0	1	2	20
Aaron Richie	0-0	0-0	0-0	0-0-0	0	0	0	0	0	0	1
John Peckinpough	3-5	0-1	0-0	1-0-1	2	6	0	2	0	0	14
Oleg Kovalov	1-5	1-2	0-0	2-2-4	0	3	1	1	0	0	9
Team				0-2-2							
Totals	19-61	7-27	13-17	12-22-34	22	58	11	21	2	8	200

**Total FG%** 1st: 11-33 (33.3%) 2nd: 18-28 (64.3%) Game: 31.1%

**3-Pt FG%** 1st: 6-17 (35.3%) 2nd: 1-10 (10.0%) Game: 25.9%

**F Throw%** 1st: 7-8 (87.5%) 2nd: 6-9 (66.7%) Game: 76.5%

**Officials:** Curtis Shaw, Dan Christman, Zelton Steed

**Attendance:** 14,759

**Halftime Score:** MSU 44-23

**Record:** MSU 9-2, IPFW 3-6

## #12

Dec. 22, 2009 • Austin, Texas  
Frank Erwin Center

**Key Stat:** MSU 3-Point Shooting by Half  
1st Half - 5-7 (71.4%); 2nd Half - 1-8 (12.5%)

**Quotable:** "The turnovers cost us. You can't have 20-something turnovers and expect to win. I mean, the one thing we've got to do is watch this film. We've got to study these mistakes and learn from them."

- MSU junior Kalin Lucas

**Key Moment:** After cutting Texas' lead to 63-61, Michigan State missed four straight shots and committed two turnovers as the Longhorns went on a 11-2 run to take a 74-63 lead with 3:22 left.

**Notes:** For the first time all season, Michigan State was out-rebounded, 32-31 ... In the first half, MSU shot 50.0 percent from the field, including 71.4 percent from 3-point range, but dipped to 38.5 percent in the second half, including 12.5 percent from behind the arc ... Michigan State hit just one of its final nine field-goal attempts in the final 8:53 ... The Spartans equaled their season-best effort, hitting 80 percent (16-of-20) of their foul shots ... Texas' win snapped a Spartan three-game winning streak against the Longhorns over the last three seasons ... Although it was the sixth meeting between the Spartans and Longhorns, it was the first to be played on a campus site ... The No. 2 Longhorns were the second Top 10 team the Spartans have played on the road this season, having previously played at No. 10 North Carolina.

Michigan State	FG	3FG	FT	O-D-R	PFPTS	A	TO	B	S	MIN	
Raymar Morgan, f	3-5	0-1	2-3	0-4-4	4	8	1	3	0	2	29
Delvon Roe, f	2-3	0-0	4-4	2-4-6	3	8	2	2	0	0	25
Garrick Sherman, c	0-1	0-0	0-0	0-2-2	1	0	0	0	0	0	7
Kalin Lucas, g	3-11	0-2	5-6	0-0-0	2	11	2	6	0	0	36
Chris Allen, g	4-8	2-3	2-2	0-0-0	1	12	0	5	0	1	27
Austin Thornton	0-0	0-0	0-0	0-0-0	0	0	0	0	0	0	0+
Durrell Summers	5-13	1-4	0-0	1-1-2	2	11	1	2	0	1	24
Draymond Green	1-3	1-2	1-2	1-6-7	4	4	4	0	0	2	19
Korie Lucious	3-4	2-3	2-2	0-1-1	1	10	2	4	0	1	21
Derrick Nix	2-4	0-0	0-1	0-1-1	0	4	0	0	0	1	12
Team				4-4-8							
Totals.....	23-52	6-15	16-20	8-23-31	18	68	12	22	0	8	200

**Total FG%** 1st: 13-26 (50.0%) 2nd: 10-26 (38.5%) Game: 44.2%

**3-Pt FG%** 1st: 5-7 (71.4%) 2nd: 1-8 (12.5%) Game: 40.0%




**F Throw%** 1st: 6-8 (75.0%) 2nd: 10-12 (83.3%) Game: 80.0%

Texas	FG	3FG	FT	O-D-R	PFPTS	A	TO	B	S	MIN	
Damion James, f	10-18	0-2	3-7	4-9-13	2	23	2	2	1	1	38
Dexter Pittman, c	2-3	0-0	0-0	0-1-1	4	4	0	2	1	0	12
Avery Bradley, g	4-7	1-3	0-2	0-3-3	3	9	4	2	1	1	29
Dogus Balbay, g	3-4	0-0	2-4	1-1-2	4	8	6	0	0	3	24
Justin Mason, g	0-0	0-0	0-0	0-2-2	0	0	0	0	0	0	7
Gary Johnson	3-6	0-0	1-2	0-2-2	2	7	2	2	1	3	19
Jai Lucas	2-2	1-1	0-0	0-1-1	1	5	2	1	0	0	12
Alexis Wangmene	0-0	0-0	0-0	0-0-0	2	0	0	1	0	0	6
Matt Hill	0-0	0-0	0-0	0-0-0	1	0	0	1	0	0	2
Jordan Hamilton	4-9	4-6	2-4	0-1-1	1	14	1	2	0	0	20
J'Covan Brown	3-7	1-4	0-0	0-1-1	2	7	3	3	0	1	28
Clint Chapman	1-1	0-0	0-0	1-0-1	0	2	0	0	0	0	3
Team	3-2-5										
Totals	32-57	7-16	8-19	9-23-32	22	79	20	17	4	9	200




**Total FG%** 1st: 13-25 (52.0%) 2nd: 19-32 (59.4%) Game: 56.1%



# NCAA TOURNAMENT FINAL FOUR • APRIL 3 & 5, 2010




	#11/11 MICHIGAN STATE	87		#11/11 MICHIGAN STATE	91		#10/11 MICHIGAN STATE	54																																																																																																																																																																																																																																																																																																																																																																																																																																																																																									
	UT ARLINGTON	68		#25/- NORTHWESTERN	70		#17/20 WISCONSIN	47																																																																																																																																																																																																																																																																																																																																																																																																																																																																																									
#13	Dec. 30, 2009 • East Lansing, Mich. Breslin Center		#14	Jan. 2, 2010 • Evanston, Ill. Welsh-Ryan Arena		#15	Jan. 6, 2010 • East Lansing, Mich. Breslin Center																																																																																																																																																																																																																																																																																																																																																																																																																																																																																										
<b>Key Stat:</b> 2nd-Half Field Goal Percentage MSU - 50.0% (14-28); UTA - 36.0% (9-25)			<b>Key Stat:</b> Field Goal Percentage MSU - 31-54 (57.4%); NU - 23-62 (37.1%)			<b>Key Stat:</b> Free Throws MSU - 20-30; UW - 8-12																																																																																																																																																																																																																																																																																																																																																																																																																																																																																											
<b>Quotable:</b> "Durrell caught it and shot it, and it looked like it was always going in. He's a joy to watch when he's like that." - MSU coach Tom Izzo on Durrell Summers			<b>Quotable:</b> "I said when we came in here if we win by one, I was going to be a happy guy. That team has been playing so good, and I don't know why we got to exploit them defensively a little bit. I was pleased with that." - MSU coach Tom Izzo			<b>Quotable:</b> "You always question your team's toughness until you see them against a tough team, and that was a tough team we played." - MSU coach Tom Izzo																																																																																																																																																																																																																																																																																																																																																																																																																																																																																											
<b>Key Moment:</b> UTA kept hanging around and trailed by just six with 12:36 left in the game. MSU broke free with a 7-0 burst, including five points from Durrell Summers, that sparked a 25-7 run to put the game away.			<b>Key Moment:</b> After a Jeremy Nash three-point play gave NU a 30-27 lead, MSU closed the first half on a 14-3 run capped by a Raymar Morgan 3-pointer as time expired.			<b>Key Moment:</b> After a Jon Leuer 3-pointer, MSU led by just a single point at 39-38. On the Spartans' next possession Draymond Green got a layup off a pick-and-roll with Kalin Lucas. After a Badger miss, Korie Lucious attempted a jumper from the top of the key. The shot missed, but Green was there for the tip-in, pushing MSU's lead to 43-38.																																																																																																																																																																																																																																																																																																																																																																																																																																																																																											
<b>Notes:</b> MSU closed the non-conference portion of its regular-season schedule with its 47th straight home win over a non-league opponent ... MSU's three leading scorers came off the bench, contributing to the Spartans' 60-18 edge in bench points ... MSU shot 50 percent or better in both halves, while UTA shot just 36 percent in the second half after hitting 50 percent of its first-half attempts ... Draymond Green tied his career high with 19 points and dished out a team-best and career-best seven assists ... The win was MSU's first on a Wednesday in 2009-10, giving the Spartans a win on each day of the week this season ... Durrell Summers led MSU with 20 points, his best scoring effort since tallying 21 vs. Gonzaga in the second game of the season ... UT Arlington committed 22 turnovers, a season high for a Spartan opponent.			<b>Notes:</b> MSU's 21-point win was its largest margin of victory in a league road game since a 27-point win at Penn State in 2007, and its largest over a ranked league opponent on the road since a 78-57 win at No. 10 Iowa on Jan. 21, 1998 ... Chris Allen dished out a career-best six assists and Raymar Morgan tied his career best with five ... For the second-straight season, MSU opened Big Ten play with a road win ... Led by 17 points by Durrell Summers, MSU's bench out-scored NU's, 40-18 ... Draymond Green blocked a career-high four shots ... MSU put the game away with a 12-0 run midway through the second half, turning a 51-43 lead into a 63-43 advantage ... John Shurna's 29 points marked the most points by a Spartan opponent this year.			<b>Notes:</b> MSU won despite scoring a season-low 54 points and shooting a season-low .381 from the field ... Both teams shot below 30 percent in the first half (MSU - .292, UW - .280) ... Although Wisconsin managed to tie the score five times in the second half, the Badgers were never able to take the lead ... MSU's defense held Wisconsin to a season-low 47 points, also marking a season-low for a Spartan opponent ... After shooting 29.2 percent in the first half, MSU shot 50.0 percent in the second half ... MSU out-rebounded Wisconsin, the Big Ten's second-best rebounding squad, 41-27, limiting the Badgers to six offensive rebounds and three second-chance points ... MSU's four guards (Allen, Lucas, Lucious and Summers) combined for 20 rebounds ... MSU improved to 13-2 in Big Ten home openers under Tom Izzo.																																																																																																																																																																																																																																																																																																																																																																																																																																																																																											
<table><tr><th>Michigan State</th><th>FG</th><th>3FG</th><th>FT</th><th>O-D-R</th><th>PFPTS</th><th>A</th><th>T</th><th>B</th><th>S</th><th>MIN</th></tr><tr><td>Raymar Morgan, f</td><td>2-7</td><td>0-1</td><td>1-2</td><td>2-1-3</td><td>3</td><td>5</td><td>3</td><td>0</td><td>0</td><td>2</td></tr><tr><td>Chris Allen, g</td><td>5-8</td><td>4-7</td><td>0-0</td><td>1-3-4</td><td>2</td><td>14</td><td>1</td><td>2</td><td>0</td><td>18</td></tr><tr><td>Delvon Roe, f</td><td>2-4</td><td>0-0</td><td>1-5</td><td>4-4-8</td><td>2</td><td>5</td><td>1</td><td>1</td><td>2</td><td>21</td></tr><tr><td>Korie Lucious, g</td><td>1-4</td><td>1-3</td><td>0-0</td><td>2-1-3</td><td>1</td><td>3</td><td>6</td><td>1</td><td>0</td><td>23</td></tr><tr><td>Garrick Sherman, c</td><td>0-0</td><td>0-0</td><td>0-0</td><td>0-2-2</td><td>0</td><td>0</td><td>1</td><td>0</td><td>0</td><td>9</td></tr><tr><td>Kalin Lucas</td><td>6-9</td><td>1-2</td><td>3-4</td><td>0-0-0</td><td>2</td><td>16</td><td>1</td><td>1</td><td>0</td><td>29</td></tr><tr><td>Austin Thornton</td><td>0-1</td><td>0-0</td><td>0-0</td><td>0-3-3</td><td>1</td><td>0</td><td>0</td><td>2</td><td>0</td><td>5</td></tr><tr><td>Durrell Summers</td><td>7-13</td><td>1-4</td><td>5-5</td><td>2-0-2</td><td>1</td><td>20</td><td>2</td><td>0</td><td>1</td><td>18</td></tr><tr><td>Mike Kebler</td><td>0-2</td><td>0-1</td><td>0-0</td><td>0-1-1</td><td>1</td><td>0</td><td>0</td><td>2</td><td>1</td><td>3</td></tr><tr><td>Isaiah Dahlman</td><td>0-1</td><td>0-1</td><td>2-2</td><td>0-0-0</td><td>0</td><td>2</td><td>0</td><td>0</td><td>0</td><td>4</td></tr><tr><td>Draymond Green</td><td>7-11</td><td>0-1</td><td>5-7</td><td>4-3-7</td><td>4</td><td>19</td><td>7</td><td>3</td><td>0</td><td>28</td></tr><tr><td>Jon Crandell</td><td>0-0</td><td>0-0</td><td>0-0</td><td>0-0-0</td><td>0</td><td>0</td><td>0</td><td>0</td><td>0</td><td>2</td></tr><tr><td>Tom Herzog</td><td>0-0</td><td>0-0</td><td>0-0</td><td>0-0-0</td><td>0</td><td>0</td><td>0</td><td>0</td><td>0</td><td>1</td></tr><tr><td>Derrick Nix</td><td>1-1</td><td>0-0</td><td>1-1</td><td>0-1-1</td><td>0</td><td>3</td><td>1</td><td>1</td><td>0</td><td>8</td></tr><tr><td>Team</td><td></td><td></td><td></td><td>1-4-5</td><td></td><td></td><td></td><td></td><td></td><td></td></tr><tr><td>Totals</td><td>31-61</td><td>7-20</td><td>18-26</td><td>16-23-39</td><td>17</td><td>87</td><td>21</td><td>15</td><td>3</td><td>10</td></tr></table>			Michigan State	FG	3FG	FT	O-D-R	PFPTS	A	T	B	S	MIN	Raymar Morgan, f	2-7	0-1	1-2	2-1-3	3	5	3	0	0	2	Chris Allen, g	5-8	4-7	0-0	1-3-4	2	14	1	2	0	18	Delvon Roe, f	2-4	0-0	1-5	4-4-8	2	5	1	1	2	21	Korie Lucious, g	1-4	1-3	0-0	2-1-3	1	3	6	1	0	23	Garrick Sherman, c	0-0	0-0	0-0	0-2-2	0	0	1	0	0	9	Kalin Lucas	6-9	1-2	3-4	0-0-0	2	16	1	1	0	29	Austin Thornton	0-1	0-0	0-0	0-3-3	1	0	0	2	0	5	Durrell Summers	7-13	1-4	5-5	2-0-2	1	20	2	0	1	18	Mike Kebler	0-2	0-1	0-0	0-1-1	1	0	0	2	1	3	Isaiah Dahlman	0-1	0-1	2-2	0-0-0	0	2	0	0	0	4	Draymond Green	7-11	0-1	5-7	4-3-7	4	19	7	3	0	28	Jon Crandell	0-0	0-0	0-0	0-0-0	0	0	0	0	0	2	Tom Herzog	0-0	0-0	0-0	0-0-0	0	0	0	0	0	1	Derrick Nix	1-1	0-0	1-1	0-1-1	0	3	1	1	0	8	Team				1-4-5							Totals	31-61	7-20	18-26	16-23-39	17	87	21	15	3	10	<table><tr><th>Michigan State</th><th>FG</th><th>3FG</th><th>FT</th><th>O-D-R</th><th>PFPTS</th><th>A</th><th>T</th><th>B</th><th>S</th><th>MIN</th></tr><tr><td>Kalin Lucas, g</td><td>3-13</td><td>0-1</td><td>4-4</td><td>0-3-3</td><td>1</td><td>10</td><td>1</td><td>3</td><td>0</td><td>0</td></tr><tr><td>Raymar Morgan, f</td><td>3-5</td><td>0-0</td><td>2-5</td><td>1-5-6</td><td>2</td><td>8</td><td>2</td><td>2</td><td>1</td><td>1</td></tr><tr><td>Chris Allen, g</td><td>5-8</td><td>2-2</td><td>4-4</td><td>1-5-6</td><td>1</td><td>16</td><td>1</td><td>3</td><td>0</td><td>1</td></tr><tr><td>Delvon Roe, f</td><td>2-5</td><td>0-0</td><td>5-7</td><td>1-4-5</td><td>2</td><td>9</td><td>1</td><td>3</td><td>0</td><td>0</td></tr><tr><td>Derrick Nix, c</td><td>0-2</td><td>0-0</td><td>0-2</td><td>0-2-2</td><td>1</td><td>0</td><td>0</td><td>0</td><td>0</td><td>11</td></tr><tr><td>Austin Thornton</td><td>0-0</td><td>0-0</td><td>0-0</td><td>0-0-0</td><td>1</td><td>0</td><td>0</td><td>0</td><td>0</td><td>5</td></tr><tr><td>Durrell Summers</td><td>0-4</td><td>0-0</td><td>0-0</td><td>3-5-8</td><td>2</td><td>0</td><td>0</td><td>1</td><td>0</td><td>1</td></tr><tr><td>Draymond Green</td><td>3-4</td><td>0-1</td><td>5-8</td><td>2-3-5</td><td>4</td><td>11</td><td>3</td><td>1</td><td>0</td><td>0</td></tr><tr><td>Korie Lucious</td><td>0-1</td><td>0-0</td><td>0-0</td><td>0-3-3</td><td>1</td><td>0</td><td>3</td><td>1</td><td>0</td><td>0</td></tr><tr><td>Garrick Sherman</td><td>0-0</td><td>0-0</td><td>0-0</td><td>0-0-0</td><td>0</td><td>0</td><td>0</td><td>0</td><td>0</td><td>1</td></tr><tr><td>Team</td><td></td><td></td><td></td><td>1-2-3</td><td></td><td></td><td></td><td></td><td></td><td></td></tr><tr><td>Totals</td><td>16-42</td><td>2-4</td><td>20-30</td><td>11-30-41</td><td>15</td><td>54</td><td>11</td><td>14</td><td>1</td><td>3</td></tr></table>			Michigan State	FG	3FG	FT	O-D-R	PFPTS	A	T	B	S	MIN	Kalin Lucas, g	3-13	0-1	4-4	0-3-3	1	10	1	3	0	0	Raymar Morgan, f	3-5	0-0	2-5	1-5-6	2	8	2	2	1	1	Chris Allen, g	5-8	2-2	4-4	1-5-6	1	16	1	3	0	1	Delvon Roe, f	2-5	0-0	5-7	1-4-5	2	9	1	3	0	0	Derrick Nix, c	0-2	0-0	0-2	0-2-2	1	0	0	0	0	11	Austin Thornton	0-0	0-0	0-0	0-0-0	1	0	0	0	0	5	Durrell Summers	0-4	0-0	0-0	3-5-8	2	0	0	1	0	1	Draymond Green	3-4	0-1	5-8	2-3-5	4	11	3	1	0	0	Korie Lucious	0-1	0-0	0-0	0-3-3	1	0	3	1	0	0	Garrick Sherman	0-0	0-0	0-0	0-0-0	0	0	0	0	0	1	Team				1-2-3							Totals	16-42	2-4	20-30	11-30-41	15	54	11	14	1	3	<table><tr><th>Michigan State</th><th>FG</th><th>3FG</th><th>FT</th><th>O-D-R</th><th>PFPTS</th><th>A</th><th>T</th><th>B</th><th>S</th><th>MIN</th></tr><tr><td>Trevon Hughes, g</td><td>3-13</td><td>1-5</td><td>0-2</td><td>2-2-4</td><td>4</td><td>7</td><td>1</td><td>2</td><td>0</td><td>2</td></tr><tr><td>Jason Bohannon, g</td><td>2-5</td><td>1-4</td><td>5-6</td><td>0-2-2</td><td>3</td><td>10</td><td>3</td><td>0</td><td>0</td><td>0</td></tr><tr><td>Tim Jarmusz, f</td><td>0-3</td><td>0-3</td><td>0-0</td><td>0-1-1</td><td>3</td><td>0</td><td>1</td><td>0</td><td>0</td><td>1</td></tr><tr><td>Jon Leuer, f</td><td>9-19</td><td>3-6</td><td>0-0</td><td>1-6-7</td><td>3</td><td>21</td><td>1</td><td>2</td><td>2</td><td>36</td></tr><tr><td>Keaton Nankivill, c</td><td>1-2</td><td>0-1</td><td>0-0</td><td>1-0-1</td><td>3</td><td>2</td><td>0</td><td>2</td><td>1</td><td>0</td></tr><tr><td>Ryan Evans</td><td>0-2</td><td>0-1</td><td>0-0</td><td>0-2-2</td><td>3</td><td>0</td><td>2</td><td>0</td><td>0</td><td>1</td></tr><tr><td>Jordan Taylor</td><td>2-6</td><td>0-3</td><td>3-4</td><td>0-1-1</td><td>1</td><td>7</td><td>2</td><td>2</td><td>0</td><td>2</td></tr><tr><td>Mike Bruesewitz</td><td>0-1</td><td>0-0</td><td>0-0</td><td>1-4-5</td><td>0</td><td>0</td><td>0</td><td>1</td><td>0</td><td>4</td></tr><tr><td>Rob Wilson</td><td>0-0</td><td>0-0</td><td>0-0</td><td>0-0-0</td><td>0</td><td>0</td><td>0</td><td>0</td><td>0</td><td>0</td></tr><tr><td>Jared Berggren</td><td>0-0</td><td>0-0</td><td>0-0</td><td>0-0-0</td><td>1</td><td>0</td><td>0</td><td>0</td><td>0</td><td>0</td></tr><tr><td>Team</td><td></td><td></td><td></td><td>1-3-4</td><td></td><td></td><td></td><td></td><td></td><td></td></tr><tr><td>Totals</td><td>17-51</td><td>5-23</td><td>8-12</td><td>6-21-27</td><td>21</td><td>47</td><td>10</td><td>10</td><td>3</td><td>8</td></tr></table>			Michigan State	FG	3FG	FT	O-D-R	PFPTS	A	T	B	S	MIN	Trevon Hughes, g	3-13	1-5	0-2	2-2-4	4	7	1	2	0	2	Jason Bohannon, g	2-5	1-4	5-6	0-2-2	3	10	3	0	0	0	Tim Jarmusz, f	0-3	0-3	0-0	0-1-1	3	0	1	0	0	1	Jon Leuer, f	9-19	3-6	0-0	1-6-7	3	21	1	2	2	36	Keaton Nankivill, c	1-2	0-1	0-0	1-0-1	3	2	0	2	1	0	Ryan Evans	0-2	0-1	0-0	0-2-2	3	0	2	0	0	1	Jordan Taylor	2-6	0-3	3-4	0-1-1	1	7	2	2	0	2	Mike Bruesewitz	0-1	0-0	0-0	1-4-5	0	0	0	1	0	4	Rob Wilson	0-0	0-0	0-0	0-0-0	0	0	0	0	0	0	Jared Berggren	0-0	0-0	0-0	0-0-0	1	0	0	0	0	0	Team				1-3-4							Totals	17-51	5-23	8-12	6-21-27	21	47	10	10	3	8
Michigan State	FG	3FG	FT	O-D-R	PFPTS	A	T	B	S	MIN																																																																																																																																																																																																																																																																																																																																																																																																																																																																																							
Raymar Morgan, f	2-7	0-1	1-2	2-1-3	3	5	3	0	0	2																																																																																																																																																																																																																																																																																																																																																																																																																																																																																							
Chris Allen, g	5-8	4-7	0-0	1-3-4	2	14	1	2	0	18																																																																																																																																																																																																																																																																																																																																																																																																																																																																																							
Delvon Roe, f	2-4	0-0	1-5	4-4-8	2	5	1	1	2	21																																																																																																																																																																																																																																																																																																																																																																																																																																																																																							
Korie Lucious, g	1-4	1-3	0-0	2-1-3	1	3	6	1	0	23																																																																																																																																																																																																																																																																																																																																																																																																																																																																																							
Garrick Sherman, c	0-0	0-0	0-0	0-2-2	0	0	1	0	0	9																																																																																																																																																																																																																																																																																																																																																																																																																																																																																							
Kalin Lucas	6-9	1-2	3-4	0-0-0	2	16	1	1	0	29																																																																																																																																																																																																																																																																																																																																																																																																																																																																																							
Austin Thornton	0-1	0-0	0-0	0-3-3	1	0	0	2	0	5																																																																																																																																																																																																																																																																																																																																																																																																																																																																																							
Durrell Summers	7-13	1-4	5-5	2-0-2	1	20	2	0	1	18																																																																																																																																																																																																																																																																																																																																																																																																																																																																																							
Mike Kebler	0-2	0-1	0-0	0-1-1	1	0	0	2	1	3																																																																																																																																																																																																																																																																																																																																																																																																																																																																																							
Isaiah Dahlman	0-1	0-1	2-2	0-0-0	0	2	0	0	0	4																																																																																																																																																																																																																																																																																																																																																																																																																																																																																							
Draymond Green	7-11	0-1	5-7	4-3-7	4	19	7	3	0	28																																																																																																																																																																																																																																																																																																																																																																																																																																																																																							
Jon Crandell	0-0	0-0	0-0	0-0-0	0	0	0	0	0	2																																																																																																																																																																																																																																																																																																																																																																																																																																																																																							
Tom Herzog	0-0	0-0	0-0	0-0-0	0	0	0	0	0	1																																																																																																																																																																																																																																																																																																																																																																																																																																																																																							
Derrick Nix	1-1	0-0	1-1	0-1-1	0	3	1	1	0	8																																																																																																																																																																																																																																																																																																																																																																																																																																																																																							
Team				1-4-5																																																																																																																																																																																																																																																																																																																																																																																																																																																																																													
Totals	31-61	7-20	18-26	16-23-39	17	87	21	15	3	10																																																																																																																																																																																																																																																																																																																																																																																																																																																																																							
Michigan State	FG	3FG	FT	O-D-R	PFPTS	A	T	B	S	MIN																																																																																																																																																																																																																																																																																																																																																																																																																																																																																							
Kalin Lucas, g	3-13	0-1	4-4	0-3-3	1	10	1	3	0	0																																																																																																																																																																																																																																																																																																																																																																																																																																																																																							
Raymar Morgan, f	3-5	0-0	2-5	1-5-6	2	8	2	2	1	1																																																																																																																																																																																																																																																																																																																																																																																																																																																																																							
Chris Allen, g	5-8	2-2	4-4	1-5-6	1	16	1	3	0	1																																																																																																																																																																																																																																																																																																																																																																																																																																																																																							
Delvon Roe, f	2-5	0-0	5-7	1-4-5	2	9	1	3	0	0																																																																																																																																																																																																																																																																																																																																																																																																																																																																																							
Derrick Nix, c	0-2	0-0	0-2	0-2-2	1	0	0	0	0	11																																																																																																																																																																																																																																																																																																																																																																																																																																																																																							
Austin Thornton	0-0	0-0	0-0	0-0-0	1	0	0	0	0	5																																																																																																																																																																																																																																																																																																																																																																																																																																																																																							
Durrell Summers	0-4	0-0	0-0	3-5-8	2	0	0	1	0	1																																																																																																																																																																																																																																																																																																																																																																																																																																																																																							
Draymond Green	3-4	0-1	5-8	2-3-5	4	11	3	1	0	0																																																																																																																																																																																																																																																																																																																																																																																																																																																																																							
Korie Lucious	0-1	0-0	0-0	0-3-3	1	0	3	1	0	0																																																																																																																																																																																																																																																																																																																																																																																																																																																																																							
Garrick Sherman	0-0	0-0	0-0	0-0-0	0	0	0	0	0	1																																																																																																																																																																																																																																																																																																																																																																																																																																																																																							
Team				1-2-3																																																																																																																																																																																																																																																																																																																																																																																																																																																																																													
Totals	16-42	2-4	20-30	11-30-41	15	54	11	14	1	3																																																																																																																																																																																																																																																																																																																																																																																																																																																																																							
Michigan State	FG	3FG	FT	O-D-R	PFPTS	A	T	B	S	MIN																																																																																																																																																																																																																																																																																																																																																																																																																																																																																							
Trevon Hughes, g	3-13	1-5	0-2	2-2-4	4	7	1	2	0	2																																																																																																																																																																																																																																																																																																																																																																																																																																																																																							
Jason Bohannon, g	2-5	1-4	5-6	0-2-2	3	10	3	0	0	0																																																																																																																																																																																																																																																																																																																																																																																																																																																																																							
Tim Jarmusz, f	0-3	0-3	0-0	0-1-1	3	0	1	0	0	1																																																																																																																																																																																																																																																																																																																																																																																																																																																																																							
Jon Leuer, f	9-19	3-6	0-0	1-6-7	3	21	1	2	2	36																																																																																																																																																																																																																																																																																																																																																																																																																																																																																							
Keaton Nankivill, c	1-2	0-1	0-0	1-0-1	3	2	0	2	1	0																																																																																																																																																																																																																																																																																																																																																																																																																																																																																							
Ryan Evans	0-2	0-1	0-0	0-2-2	3	0	2	0	0	1																																																																																																																																																																																																																																																																																																																																																																																																																																																																																							
Jordan Taylor	2-6	0-3	3-4	0-1-1	1	7	2	2	0	2																																																																																																																																																																																																																																																																																																																																																																																																																																																																																							
Mike Bruesewitz	0-1	0-0	0-0	1-4-5	0	0	0	1	0	4																																																																																																																																																																																																																																																																																																																																																																																																																																																																																							
Rob Wilson	0-0	0-0	0-0	0-0-0	0	0	0	0	0	0																																																																																																																																																																																																																																																																																																																																																																																																																																																																																							
Jared Berggren	0-0	0-0	0-0	0-0-0	1	0	0	0	0	0																																																																																																																																																																																																																																																																																																																																																																																																																																																																																							
Team				1-3-4																																																																																																																																																																																																																																																																																																																																																																																																																																																																																													
Totals	17-51	5-23	8-12	6-21-27	21	47	10	10	3	8																																																																																																																																																																																																																																																																																																																																																																																																																																																																																							
<table><tr><th>UT-Arlington</th><th>FG</th><th>3FG</th><th>FT</th><th>O-D-R</th><th>PFPTS</th><th>A</th><th>T</th><th>B</th><th>S</th><th>MIN</th></tr><tr><td>Marquez Haynes, g</td><td>6-11</td><td>3-5</td><td>5-5</td><td>1-2-3</td><td>2</td><td>20</td><td>5</td><td>3</td><td>0</td><td>1</td></tr><tr><td>J.D. Davis, f</td><td>1-7</td><td>0-0</td><td>2-4</td><td>3-4-7</td><td>2</td><td>4</td><td>0</td><td>3</td><td>2</td><td>0</td></tr><tr><td>Brandon Long, g</td><td>6-19</td><td>2-9</td><td>2-2</td><td>1-4-5</td><td>2</td><td>16</td><td>1</td><td>4</td><td>0</td><td>34</td></tr><tr><td>Ishmael Awange, c</td><td>4-6</td><td>0-0</td><td>0-0</td><td>2-2-4</td><td>3</td><td>8</td><td>0</td><td>3</td><td>1</td><td>0</td></tr><tr><td>Cameron Catlett, f</td><td>1-1</td><td>0-0</td><td>0-0</td><td>0-0-0</td><td>0</td><td>2</td><td>2</td><td>2</td><td>0</td><td>1</td></tr><tr><td>Hungo Makor</td><td>0-0</td><td>0-0</td><td>0-0</td><td>0-0-0</td><td>1</td><td>0</td><td>0</td><td>0</td><td>0</td><td>1</td></tr><tr><td>Dwight Gentry</td><td>2-4</td><td>2-4</td><td>0-0</td><td>0-2-2</td><td>3</td><td>6</td><td>2</td><td>2</td><td>0</td><td>16</td></tr><tr><td>Armani Williams</td><td>3-5</td><td>3-5</td><td>0-0</td><td>0-1-1</td><td>5</td><td>9</td><td>0</td><td>0</td><td>0</td><td>15</td></tr><tr><td>Jordan Reves</td><td>1-2</td><td>0-0</td><td>1-1</td><td>0-2-2</td><td>4</td><td>3</td><td>1</td><td>3</td><td>0</td><td>12</td></tr><tr><td>Team</td><td></td><td></td><td></td><td>2-3-5</td><td></td><td></td><td></td><td></td><td></td><td></td></tr><tr><td>Totals</td><td>24-55</td><td>10-23</td><td>10-12</td><td>9-20-29</td><td>22</td><td>68</td><td>11</td><td>22</td><td>3</td><td>5</td></tr></table>			UT-Arlington	FG	3FG	FT	O-D-R	PFPTS	A	T	B	S	MIN	Marquez Haynes, g	6-11	3-5	5-5	1-2-3	2	20	5	3	0	1	J.D. Davis, f	1-7	0-0	2-4	3-4-7	2	4	0	3	2	0	Brandon Long, g	6-19	2-9	2-2	1-4-5	2	16	1	4	0	34	Ishmael Awange, c	4-6	0-0	0-0	2-2-4	3	8	0	3	1	0	Cameron Catlett, f	1-1	0-0	0-0	0-0-0	0	2	2	2	0	1	Hungo Makor	0-0	0-0	0-0	0-0-0	1	0	0	0	0	1	Dwight Gentry	2-4	2-4	0-0	0-2-2	3	6	2	2	0	16	Armani Williams	3-5	3-5	0-0	0-1-1	5	9	0	0	0	15	Jordan Reves	1-2	0-0	1-1	0-2-2	4	3	1	3	0	12	Team				2-3-5							Totals	24-55	10-23	10-12	9-20-29	22	68	11	22	3	5	<table><tr><th>Northwestern</th><th>FG</th><th>3FG</th><th>FT</th><th>O-D-R</th><th>PFPTS</th><th>A</th><th>T</th><th>B</th><th>S</th><th>MIN</th></tr><tr><td>Drew Crawford, f</td><td>3-7</td><td>1-4</td><td>1-2</td><td>0-2-2</td><td>4</td><td>8</td><td>0</td><td>1</td><td>0</td><td>1</td></tr><tr><td>John Shurna, f</td><td>11-20</td><td>2-8</td><td>5-5</td><td>3-3-6</td><td>2</td><td>29</td><td>4</td><td>2</td><td>1</td><td>2</td></tr><tr><td>Luka Mirkovic, c</td><td>2-9</td><td>0-1</td><td>0-4</td><td>4-3-7</td><td>1</td><td>4</td><td>0</td><td>2</td><td>0</td><td>18</td></tr><tr><td>Michael Thompson, g</td><td>2-8</td><td>2-4</td><td>2-4</td><td>0-1-1</td><td>3</td><td>8</td><td>7</td><td>1</td><td>0</td><td>1</td></tr><tr><td>Jeremy Nash, g</td><td>1-6</td><td>0-2</td><td>1-1</td><td>3-1-4</td><td>3</td><td>3</td><td>1</td><td>1</td><td>0</td><td>27</td></tr><tr><td>Reggie Hearn</td><td>0-1</td><td>0-0</td><td>0-0</td><td>0-0-0</td><td>1</td><td>0</td><td>0</td><td>0</td><td>0</td><td>2</td></tr><tr><td>Nick Freundt</td><td>0-0</td><td>0-0</td><td>0-0</td><td>0-0-0</td><td>0</td><td>0</td><td>1</td><td>0</td><td>0</td><td>2</td></tr><tr><td>Ivan Peljusic</td><td>0-0</td><td>0-0</td><td>0-0</td><td>0-0-0</td><td>1</td><td>0</td><td>0</td><td>1</td><td>0</td><td>5</td></tr><tr><td>Mike Capocci</td><td>0-0</td><td>0-0</td><td>0-0</td><td>0-0-0</td><td>0</td><td>0</td><td>0</td><td>0</td><td>1</td><td>2</td></tr><tr><td>Davide Culetta</td><td>0-0</td><td>0-0</td><td>0-0</td><td>0-0-0</td><td>0</td><td>0</td><td>0</td><td>0</td><td>0</td><td>6</td></tr><tr><td>Alex Marcotullio</td><td>4-9</td><td>4-7</td><td>4-5</td><td>0-2-2</td><td>3</td><td>16</td><td>2</td><td>1</td><td>0</td><td>28</td></tr><tr><td>Kyle Rowley</td><td>0-2</td><td>0-0</td><td>2-2</td><td>1-2-3</td><td>3</td><td>2</td><td>1</td><td>1</td><td>0</td><td>11</td></tr><tr><td>Team</td><td></td><td></td><td></td><td>2-3-5</td><td></td><td></td><td></td><td></td><td></td><td></td></tr><tr><td>Totals</td><td>23-62</td><td>9-26</td><td>15-23</td><td>13-17-30</td><td>21</td><td>70</td><td>16</td><td>10</td><td>1</td><td>6</td></tr></table>			Northwestern	FG	3FG	FT	O-D-R	PFPTS	A	T	B	S	MIN	Drew Crawford, f	3-7	1-4	1-2	0-2-2	4	8	0	1	0	1	John Shurna, f	11-20	2-8	5-5	3-3-6	2	29	4	2	1	2	Luka Mirkovic, c	2-9	0-1	0-4	4-3-7	1	4	0	2	0	18	Michael Thompson, g	2-8	2-4	2-4	0-1-1	3	8	7	1	0	1	Jeremy Nash, g	1-6	0-2	1-1	3-1-4	3	3	1	1	0	27	Reggie Hearn	0-1	0-0	0-0	0-0-0	1	0	0	0	0	2	Nick Freundt	0-0	0-0	0-0	0-0-0	0	0	1	0	0	2	Ivan Peljusic	0-0	0-0	0-0	0-0-0	1	0	0	1	0	5	Mike Capocci	0-0	0-0	0-0	0-0-0	0	0	0	0	1	2	Davide Culetta	0-0	0-0	0-0	0-0-0	0	0	0	0	0	6	Alex Marcotullio	4-9	4-7	4-5	0-2-2	3	16	2	1	0	28	Kyle Rowley	0-2	0-0	2-2	1-2-3	3	2	1	1	0	11	Team				2-3-5							Totals	23-62	9-26	15-23	13-17-30	21	70	16	10	1	6	<table><tr><th>Wisconsin</th><th>FG</th><th>3FG</th><th>FT</th><th>O-D-R</th><th>PFPTS</th><th>A</th><th>T</th><th>B</th><th>S</th><th>MIN</th></tr><tr><td>Trevon Hughes, g</td><td>3-13</td><td>1-5</td><td>0-2</td><td>2-2-4</td><td>4</td><td>7</td><td>1</td><td>2</td><td>0</td><td>2</td></tr><tr><td>Jason Bohannon, g</td><td>2-5</td><td>1-4</td><td>5-6</td><td>0-2-2</td><td>3</td><td>10</td><td>3</td><td>0</td><td>0</td><td>0</td></tr><tr><td>Tim Jarmusz, f</td><td>0-3</td><td>0-3</td><td>0-0</td><td>0-1-1</td><td>3</td><td>0</td><td>1</td><td>0</td><td>0</td><td>1</td></tr><tr><td>Jon Leuer, f</td><td>9-19</td><td>3-6</td><td>0-0</td><td>1-6-7</td><td>3</td><td>21</td><td>1</td><td>2</td><td>2</td><td>36</td></tr><tr><td>Keaton Nankivill, c</td><td>1-2</td><td>0-1</td><td>0-0</td><td>1-0-1</td><td>3</td><td>2</td><td>0</td><td>2</td><td>1</td><td>0</td></tr><tr><td>Ryan Evans</td><td>0-2</td><td>0-1</td><td>0-0</td><td>0-2-2</td><td>3</td><td>0</td><td>2</td><td>0</td><td>0</td><td>1</td></tr><tr><td>Jordan Taylor</td><td>2-6</td><td>0-3</td><td>3-4</td><td>0-1-1</td><td>1</td><td>7</td><td>2</td><td>2</td><td>0</td><td>2</td></tr><tr><td>Mike Bruesewitz</td><td>0-1</td><td>0-0</td><td>0-0</td><td>1-4-5</td><td>0</td><td>0</td><td>0</td><td>1</td><td>0</td><td>4</td></tr><tr><td>Rob Wilson</td><td>0-0</td><td>0-0</td><td>0-0</td><td>0-0-0</td><td>0</td><td>0</td><td>0</td><td>0</td><td>0</td><td>0</td></tr><tr><td>Jared Berggren</td><td>0-0</td><td>0-0</td><td>0-0</td><td>0-0-0</td><td>1</td><td>0</td><td>0</td><td>0</td><td>0</td><td>0</td></tr><tr><td>Team</td><td></td><td></td><td></td><td>1-3-4</td><td></td><td></td><td></td><td></td><td></td><td></td></tr><tr><td>Totals</td><td>17-51</td><td>5-23</td><td>8-12</td><td>6-21-27</td><td>21</td><td>47</td><td>10</td><td>10</td><td>3</td><td>8</td></tr></table>			Wisconsin	FG	3FG	FT	O-D-R	PFPTS	A	T	B	S	MIN	Trevon Hughes, g	3-13	1-5	0-2	2-2-4	4	7	1	2	0	2	Jason Bohannon, g	2-5	1-4	5-6	0-2-2	3	10	3	0	0	0	Tim Jarmusz, f	0-3	0-3	0-0	0-1-1	3	0	1	0	0	1	Jon Leuer, f	9-19	3-6	0-0	1-6-7	3	21	1	2	2	36	Keaton Nankivill, c	1-2	0-1	0-0	1-0-1	3	2	0	2	1	0	Ryan Evans	0-2	0-1	0-0	0-2-2	3	0	2	0	0	1	Jordan Taylor	2-6	0-3	3-4	0-1-1	1	7	2	2	0	2	Mike Bruesewitz	0-1	0-0	0-0	1-4-5	0	0	0	1	0	4	Rob Wilson	0-0	0-0	0-0	0-0-0	0	0	0	0	0	0	Jared Berggren	0-0	0-0	0-0	0-0-0	1	0	0	0	0	0	Team				1-3-4							Totals	17-51	5-23	8-12	6-21-27	21	47	10	10	3	8																																	
UT-Arlington	FG	3FG	FT	O-D-R	PFPTS	A	T	B	S	MIN																																																																																																																																																																																																																																																																																																																																																																																																																																																																																							
Marquez Haynes, g	6-11	3-5	5-5	1-2-3	2	20	5	3	0	1																																																																																																																																																																																																																																																																																																																																																																																																																																																																																							
J.D. Davis, f	1-7	0-0	2-4	3-4-7	2	4	0	3	2	0																																																																																																																																																																																																																																																																																																																																																																																																																																																																																							
Brandon Long, g	6-19	2-9	2-2	1-4-5	2	16	1	4	0	34																																																																																																																																																																																																																																																																																																																																																																																																																																																																																							
Ishmael Awange, c	4-6	0-0	0-0	2-2-4	3	8	0	3	1	0																																																																																																																																																																																																																																																																																																																																																																																																																																																																																							
Cameron Catlett, f	1-1	0-0	0-0	0-0-0	0	2	2	2	0	1																																																																																																																																																																																																																																																																																																																																																																																																																																																																																							
Hungo Makor	0-0	0-0	0-0	0-0-0	1	0	0	0	0	1																																																																																																																																																																																																																																																																																																																																																																																																																																																																																							
Dwight Gentry	2-4	2-4	0-0	0-2-2	3	6	2	2	0	16																																																																																																																																																																																																																																																																																																																																																																																																																																																																																							
Armani Williams	3-5	3-5	0-0	0-1-1	5	9	0	0	0	15																																																																																																																																																																																																																																																																																																																																																																																																																																																																																							
Jordan Reves	1-2	0-0	1-1	0-2-2	4	3	1	3	0	12																																																																																																																																																																																																																																																																																																																																																																																																																																																																																							
Team				2-3-5																																																																																																																																																																																																																																																																																																																																																																																																																																																																																													
Totals	24-55	10-23	10-12	9-20-29	22	68	11	22	3	5																																																																																																																																																																																																																																																																																																																																																																																																																																																																																							
Northwestern	FG	3FG	FT	O-D-R	PFPTS	A	T	B	S	MIN																																																																																																																																																																																																																																																																																																																																																																																																																																																																																							
Drew Crawford, f	3-7	1-4	1-2	0-2-2	4	8	0	1	0	1																																																																																																																																																																																																																																																																																																																																																																																																																																																																																							
John Shurna, f	11-20	2-8	5-5	3-3-6	2	29	4	2	1	2																																																																																																																																																																																																																																																																																																																																																																																																																																																																																							
Luka Mirkovic, c	2-9	0-1	0-4	4-3-7	1	4	0	2	0	18																																																																																																																																																																																																																																																																																																																																																																																																																																																																																							
Michael Thompson, g	2-8	2-4	2-4	0-1-1	3	8	7	1	0	1																																																																																																																																																																																																																																																																																																																																																																																																																																																																																							
Jeremy Nash, g	1-6	0-2	1-1	3-1-4	3	3	1	1	0	27																																																																																																																																																																																																																																																																																																																																																																																																																																																																																							
Reggie Hearn	0-1	0-0	0-0	0-0-0	1	0	0	0	0	2																																																																																																																																																																																																																																																																																																																																																																																																																																																																																							
Nick Freundt	0-0	0-0	0-0	0-0-0	0	0	1	0	0	2																																																																																																																																																																																																																																																																																																																																																																																																																																																																																							
Ivan Peljusic	0-0	0-0	0-0	0-0-0	1	0	0	1	0	5																																																																																																																																																																																																																																																																																																																																																																																																																																																																																							
Mike Capocci	0-0	0-0	0-0	0-0-0	0	0	0	0	1	2																																																																																																																																																																																																																																																																																																																																																																																																																																																																																							
Davide Culetta	0-0	0-0	0-0	0-0-0	0	0	0	0	0	6																																																																																																																																																																																																																																																																																																																																																																																																																																																																																							
Alex Marcotullio	4-9	4-7	4-5	0-2-2	3	16	2	1	0	28																																																																																																																																																																																																																																																																																																																																																																																																																																																																																							
Kyle Rowley	0-2	0-0	2-2	1-2-3	3	2	1	1	0	11																																																																																																																																																																																																																																																																																																																																																																																																																																																																																							
Team				2-3-5																																																																																																																																																																																																																																																																																																																																																																																																																																																																																													
Totals	23-62	9-26	15-23	13-17-30	21	70	16	10	1	6																																																																																																																																																																																																																																																																																																																																																																																																																																																																																							
Wisconsin	FG	3FG	FT	O-D-R	PFPTS	A	T	B	S	MIN																																																																																																																																																																																																																																																																																																																																																																																																																																																																																							
Trevon Hughes, g	3-13	1-5	0-2	2-2-4	4	7	1	2	0	2																																																																																																																																																																																																																																																																																																																																																																																																																																																																																							
Jason Bohannon, g	2-5	1-4	5-6	0-2-2	3	10	3	0	0	0																																																																																																																																																																																																																																																																																																																																																																																																																																																																																							
Tim Jarmusz, f	0-3	0-3	0-0	0-1-1	3	0	1	0	0	1																																																																																																																																																																																																																																																																																																																																																																																																																																																																																							
Jon Leuer, f	9-19	3-6	0-0	1-6-7	3	21	1	2	2	36																																																																																																																																																																																																																																																																																																																																																																																																																																																																																							
Keaton Nankivill, c	1-2	0-1	0-0	1-0-1	3	2	0	2	1	0																																																																																																																																																																																																																																																																																																																																																																																																																																																																																							
Ryan Evans	0-2	0-1	0-0	0-2-2	3	0	2	0	0	1																																																																																																																																																																																																																																																																																																																																																																																																																																																																																							
Jordan Taylor	2-6	0-3	3-4	0-1-1	1	7	2	2	0	2																																																																																																																																																																																																																																																																																																																																																																																																																																																																																							
Mike Bruesewitz	0-1	0-0	0-0	1-4-5	0	0	0	1	0	4																																																																																																																																																																																																																																																																																																																																																																																																																																																																																							
Rob Wilson	0-0	0-0	0-0	0-0-0	0	0	0	0	0	0																																																																																																																																																																																																																																																																																																																																																																																																																																																																																							
Jared Berggren	0-0	0-0	0-0	0-0-0	1	0	0	0	0	0																																																																																																																																																																																																																																																																																																																																																																																																																																																																																							
Team				1-3-4																																																																																																																																																																																																																																																																																																																																																																																																																																																																																													
Totals	17-51	5-23	8-12	6-21-27	21	47	10	10	3	8																																																																																																																																																																																																																																																																																																																																																																																																																																																																																							
<table><tr><th>Total FG%</th><td>1st: 17-33 (51.5%)</td><td>2nd: 14-28 (50.0%)</td><td>Game: 50.8%</td></tr><tr><th>3-Pt FG%</th><td>1st: 4-10 (40.0%)</td><td>2nd: 3-10 (30.0%)</td><td>Game: 35.0%</td></tr><tr><th>F Throw%</th><td>1st: 6-7 (85.7%)</td><td>2nd: 12-19 (63.2%)</td><td>Game: 69.2%</td></tr></table>			Total FG%	1st: 17-33 (51.5%)	2nd: 14-28 (50.0%)	Game: 50.8%	3-Pt FG%	1st: 4-10 (40.0%)	2nd: 3-10 (30.0%)	Game: 35.0%	F Throw%	1st: 6-7 (85.7%)	2nd: 12-19 (63.2%)	Game: 69.2%	<table><tr><th>Total FG%</th><td>1st: 16-27 (59.3%)</td><td>2nd: 15-27 (55.6%)</td><td>Game: 57.4%</td></tr><tr><th>3-Pt FG%</th><td>1st: 4-10 (40.0%)</td><td>2nd: 3-6 (50.0%)</td><td>Game: 43.8%</td></tr><tr><th>F Throw%</th><td>1st: 5-8 (62.5%)</td><td>2nd: 17-22 (77.3%)</td><td>Game: 73.3%</td></tr></table>			Total FG%	1st: 16-27 (59.3%)	2nd: 15-27 (55.6%)	Game: 57.4%	3-Pt FG%	1st: 4-10 (40.0%)	2nd: 3-6 (50.0%)	Game: 43.8%	F Throw%	1st: 5-8 (62.5%)	2nd: 17-22 (77.3%)	Game: 73.3%	<table><tr><th>Total FG%</th><td>1st: 7-24 (29.2%)</td><td>2nd: 9-18 (50.0%)</td><td>Game: 38.1%</td></tr><tr><th>3-Pt FG%</th><td>1st: 1-2 (50.0%)</td><td>2nd: 1-2 (50.0%)</td><td>Game: 50.0%</td></tr><tr><th>F Throw%</th><td>1st: 7-13 (53.8%)</td><td>2nd: 13-17 (76.5%)</td><td>Game: 66.7%</td></tr></table>			Total FG%	1st: 7-24 (29.2%)	2nd: 9-18 (50.0%)	Game: 38.1%	3-Pt FG%	1st: 1-2 (50.0%)	2nd: 1-2 (50.0%)	Game: 50.0%	F Throw%	1st: 7-13 (53.8%)	2nd: 13-17 (76.5%)	Game: 66.7%																																																																																																																																																																																																																																																																																																																																																																																																																																																					
Total FG%	1st: 17-33 (51.5%)	2nd: 14-28 (50.0%)	Game: 50.8%																																																																																																																																																																																																																																																																																																																																																																																																																																																																																														
3-Pt FG%	1st: 4-10 (40.0%)	2nd: 3-10 (30.0%)	Game: 35.0%																																																																																																																																																																																																																																																																																																																																																																																																																																																																																														
F Throw%	1st: 6-7 (85.7%)	2nd: 12-19 (63.2%)	Game: 69.2%																																																																																																																																																																																																																																																																																																																																																																																																																																																																																														
Total FG%	1st: 16-27 (59.3%)	2nd: 15-27 (55.6%)	Game: 57.4%																																																																																																																																																																																																																																																																																																																																																																																																																																																																																														
3-Pt FG%	1st: 4-10 (40.0%)	2nd: 3-6 (50.0%)	Game: 43.8%																																																																																																																																																																																																																																																																																																																																																																																																																																																																																														
F Throw%	1st: 5-8 (62.5%)	2nd: 17-22 (77.3%)	Game: 73.3%																																																																																																																																																																																																																																																																																																																																																																																																																																																																																														
Total FG%	1st: 7-24 (29.2%)	2nd: 9-18 (50.0%)	Game: 38.1%																																																																																																																																																																																																																																																																																																																																																																																																																																																																																														
3-Pt FG%	1st: 1-2 (50.0%)	2nd: 1-2 (50.0%)	Game: 50.0%																																																																																																																																																																																																																																																																																																																																																																																																																																																																																														
F Throw%	1st: 7-13 (53.8%)	2nd: 13-17 (76.5%)	Game: 66.7%																																																																																																																																																																																																																																																																																																																																																																																																																																																																																														
<table><tr><th>Officials:</th><td>J.D. Collins, Mike Sanzere, Eric Curry</td></tr><tr><th>Attendance:</th><td>14,759</td></tr><tr><th>Halftime Score:</th><td>MSU 44-38</td></tr><tr><th>Record:</th><td>MSU 10-3, UT-Arlington 5-5</td></tr></table>			Officials:	J.D. Collins, Mike Sanzere, Eric Curry	Attendance:	14,759	Halftime Score:	MSU 44-38	Record:	MSU 10-3, UT-Arlington 5-5	<table><tr><th>Officials:</th><td>Ed Hightower, Steve Welmer, Ted Valentine</td></tr><tr><th>Attendance:</th><td>8,117</td></tr><tr><th>Halftime Score:</th><td>MSU 41-33</td></tr><tr><th>Record:</th><td>MSU 11-3 (1-0), Northwestern 10-3 (0-2)</td></tr></table>			Officials:	Ed Hightower, Steve Welmer, Ted Valentine	Attendance:	8,117	Halftime Score:	MSU 41-33	Record:	MSU 11-3 (1-0), Northwestern 10-3 (0-2)	<table><tr><th>Officials:</th><td>Paul Janssen, Mike Wood, Les Jones</td></tr><tr><th>Attendance:</th><td>14,759</td></tr><tr><th>Halftime Score:</th><td>MSU 22-20</td></tr><tr><th>Record:</th><td>MSU 12-3 (2-0), Wisconsin 12-3 (2-1)</td></tr></table>			Officials:	Paul Janssen, Mike Wood, Les Jones	Attendance:	14,759	Halftime Score:	MSU 22-20	Record:	MSU 12-3 (2-0), Wisconsin 12-3 (2-1)																																																																																																																																																																																																																																																																																																																																																																																																																																																																	
Officials:	J.D. Collins, Mike Sanzere, Eric Curry																																																																																																																																																																																																																																																																																																																																																																																																																																																																																																
Attendance:	14,759																																																																																																																																																																																																																																																																																																																																																																																																																																																																																																
Halftime Score:	MSU 44-38																																																																																																																																																																																																																																																																																																																																																																																																																																																																																																
Record:	MSU 10-3, UT-Arlington 5-5																																																																																																																																																																																																																																																																																																																																																																																																																																																																																																
Officials:	Ed Hightower, Steve Welmer, Ted Valentine																																																																																																																																																																																																																																																																																																																																																																																																																																																																																																
Attendance:	8,117																																																																																																																																																																																																																																																																																																																																																																																																																																																																																																
Halftime Score:	MSU 41-33																																																																																																																																																																																																																																																																																																																																																																																																																																																																																																
Record:	MSU 11-3 (1-0), Northwestern 10-3 (0-2)																																																																																																																																																																																																																																																																																																																																																																																																																																																																																																
Officials:	Paul Janssen, Mike Wood, Les Jones																																																																																																																																																																																																																																																																																																																																																																																																																																																																																																
Attendance:	14,759																																																																																																																																																																																																																																																																																																																																																																																																																																																																																																
Halftime Score:	MSU 22-20																																																																																																																																																																																																																																																																																																																																																																																																																																																																																																
Record:	MSU 12-3 (2-0), Wisconsin 12-3 (2-1)																																																																																																																																																																																																																																																																																																																																																																																																																																																																																																

# NCAA TOURNAMENT FINAL FOUR • APRIL 3 & 5, 2010

	#10/11 MICHIGAN STATE	71		#7/8 MICHIGAN STATE	60		#7/8 MICHIGAN STATE	73																																																																																																																																																																																																																																																																																																																																																																																																																																																																																																																										
	IOWA	53		MINNESOTA	53		ILLINOIS	63																																																																																																																																																																																																																																																																																																																																																																																																																																																																																																																										
#16 Jan. 9, 2010 • Iowa City, Iowa Carver-Hawkeye Arena			#17 Jan. 13, 2010 • East Lansing, Mich. Breslin Center			#18 Jan. 16, 2010 • East Lansing, Mich. Breslin Center																																																																																																																																																																																																																																																																																																																																																																																																																																																																																																																												
<b>Key Stat:</b> 2nd-Half Field Goal Percentage MSU - 63.6% (14-22); UI - 36.0% (9-25)			<b>Key Stat:</b> Bench Points MSU - 27; MINN - 3			<b>Key Stat:</b> Free Throws MSU - 21-26; UI - 13-16																																																																																																																																																																																																																																																																																																																																																																																																																																																																																																																												
<b>Quotable:</b> "He's just all over the place doing a lot of great things. He's going out and finding ways to score points. He doesn't need anyone passing him the ball. When you've got that for a sixth man, boy you've got a diamond." - MSU coach Tom Izzo on Draymond Green			<b>Quotable:</b> "I wanted to do whatever I could to help the team win. Coming up with big defensive stops was going to help us win, and that's what I did." - MSU sophomore Draymond Green who tallied a steal and a block on back-to-back possessions in the final 1:15.			<b>Quotable:</b> "They have eight starters, and every day somebody is giving them something special." - Illinois coach Bruce Weber																																																																																																																																																																																																																																																																																																																																																																																																																																																																																																																												
<b>Key Moment:</b> Leading by just eight points at halftime, Michigan State opened the second half on a 12-0 run over 5:24, including six points from Raymar Morgan			<b>Key Moment:</b> MSU saw an 11-point second-half lead trimmed to two points at 51-49 with 5:10 left. Chris Allen then connected on his first 3-pointer of the day. After a Minnesota basket, Allen made a driving layup to push MSU's lead to five with 1:31 left.			<b>Key Moment:</b> MSU trailed, 24-18, with 6:22 left in the first half, before exploding for an 11-0 run. The burst sparked an 18-5 run to take a 36-29 lead into the half.																																																																																																																																																																																																																																																																																																																																																																																																																																																																																																																												
<b>Notes:</b> Draymond Green recorded his fourth double-double of the season with 14 points and 11 rebounds in just 19 minutes of action ... After hitting 5-of-12 3-point attempts in the first half, Iowa connected on just 1-of-10 attempts in the second ... Michigan State's 63.6 percent shooting in the second half was its best half of the season ... Iowa led 13-9 early in the first half, before Michigan State went on a 14-2 run and never led by less than five after that.			<b>Notes:</b> Michigan State won despite shooting a season-low 36.2 percent from the field ... Minnesota entered the game forcing Big Ten opponents to commit 19.2 turnovers per game, but MSU committed just 10, a team low in Big Ten play ... Chris Allen missed his first five shots, including four 3-point attempts, but made two of his last four shots in the final 4:10 ... MSU's starting guards (Chris Allen and Kalin Lucas) combined for 10 assists and just two turnovers ... Michigan State's bench out-scored Minnesota's, 27-3 ... After scoring three points combined in his last two games, Durrell Summers bounced back with 13 points and a team-best eight rebounds ... Although Draymond Green scored just eight points, he recorded four steals and three blocks, including one of each on back-to-back possessions in the final 1:15 to seal victory ... MSU closed the first half on a 18-6 run.			<b>Notes:</b> After being out-rebounded, 18-17, in the first half, the Spartans were +9 on the boards in the second half ... Delvon Roe scored a season-high 15 points, including a career-best 7-of-7 effort at the foul line ... Raymar Morgan recorded his third double-double of the season. It was the 10th double-double of his career, and the first in Big Ten play since Jan. 6, 2009 (vs. Ohio State) ... Four different Spartans recorded four assists ... Michigan State's defense limited Mike Tisdale to two points on 0-of-1 shooting. Tisdale entered the game averaging 20.3 points in the first four league contests ... Michigan State went on a 46-17 run from the 5:50 mark of the first half until the 8:07 mark of the second half, holding a 23 point lead late in the game ... Michigan State shot a season-best 80.8 percent at the foul line.																																																																																																																																																																																																																																																																																																																																																																																																																																																																																																																												
<table><tr><th>Michigan State</th><th>FG</th><th>3FG</th><th>FT</th><th>O-D-R</th><th>PFPTS</th><th>A</th><th>T</th><th>B</th><th>S</th><th>MIN</th></tr><tr><td>Raymar Morgan, f</td><td>5-10</td><td>0-1</td><td>2-4</td><td>3-4-7</td><td>3</td><td>12</td><td>2</td><td>4</td><td>0</td><td>25</td></tr><tr><td>Delvon Roe, f</td><td>2-3</td><td>0-0</td><td>0-1</td><td>0-4-4</td><td>4</td><td>4</td><td>0</td><td>2</td><td>0</td><td>20</td></tr><tr><td>Derrick Nix, c</td><td>2-3</td><td>0-0</td><td>1-2</td><td>1-0-1</td><td>2</td><td>5</td><td>0</td><td>1</td><td>0</td><td>9</td></tr><tr><td>Kalin Lucas, g</td><td>4-9</td><td>0-2</td><td>6-6</td><td>0-0-0</td><td>0</td><td>14</td><td>4</td><td>2</td><td>0</td><td>1</td></tr><tr><td>Chris Allen, g</td><td>4-8</td><td>2-4</td><td>0-0</td><td>1-2-3</td><td>0</td><td>10</td><td>0</td><td>1</td><td>0</td><td>26</td></tr><tr><td>Austin Thornton</td><td>0-0</td><td>0-0</td><td>0-0</td><td>0-2-2</td><td>1</td><td>0</td><td>0</td><td>0</td><td>0</td><td>8</td></tr><tr><td>Durrell Summers</td><td>1-2</td><td>1-1</td><td>0-0</td><td>1-1-2</td><td>1</td><td>3</td><td>1</td><td>2</td><td>0</td><td>25</td></tr><tr><td>Mike Kebler</td><td>0-0</td><td>0-0</td><td>2-2</td><td>0-0-0</td><td>0</td><td>2</td><td>0</td><td>0</td><td>0</td><td>1</td></tr><tr><td>Isaiah Dahman</td><td>0-0</td><td>0-0</td><td>0-0</td><td>0-0-0</td><td>0</td><td>0</td><td>0</td><td>0</td><td>0</td><td>1</td></tr><tr><td>Draymond Green</td><td>6-9</td><td>0-1</td><td>2-2</td><td>4-7-11</td><td>2</td><td>14</td><td>4</td><td>2</td><td>0</td><td>19</td></tr><tr><td>Jon Crandell</td><td>0-0</td><td>0-0</td><td>0-0</td><td>0-0-0</td><td>0</td><td>0</td><td>0</td><td>0</td><td>0</td><td>1</td></tr><tr><td>Korie Lucious</td><td>2-3</td><td>1-2</td><td>0-0</td><td>1-2-3</td><td>0</td><td>5</td><td>1</td><td>0</td><td>0</td><td>22</td></tr><tr><td>Tom Herzog</td><td>0-0</td><td>0-0</td><td>0-0</td><td>1-2-3</td><td>0</td><td>0</td><td>0</td><td>2</td><td>0</td><td>5</td></tr><tr><td>Garrick Sherman</td><td>1-2</td><td>0-0</td><td>0-0</td><td>0-1-1</td><td>1</td><td>2</td><td>0</td><td>1</td><td>0</td><td>11</td></tr><tr><td>Team</td><td></td><td></td><td></td><td>0-1-1</td><td></td><td></td><td></td><td></td><td></td><td></td></tr><tr><td><b>Totals</b></td><td><b>27-49</b></td><td><b>4-11</b></td><td><b>13-17</b></td><td><b>12-16-38</b></td><td><b>14</b></td><td><b>71</b></td><td><b>16</b></td><td><b>18</b></td><td><b>0</b></td><td><b>200</b></td></tr></table>			Michigan State	FG	3FG	FT	O-D-R	PFPTS	A	T	B	S	MIN	Raymar Morgan, f	5-10	0-1	2-4	3-4-7	3	12	2	4	0	25	Delvon Roe, f	2-3	0-0	0-1	0-4-4	4	4	0	2	0	20	Derrick Nix, c	2-3	0-0	1-2	1-0-1	2	5	0	1	0	9	Kalin Lucas, g	4-9	0-2	6-6	0-0-0	0	14	4	2	0	1	Chris Allen, g	4-8	2-4	0-0	1-2-3	0	10	0	1	0	26	Austin Thornton	0-0	0-0	0-0	0-2-2	1	0	0	0	0	8	Durrell Summers	1-2	1-1	0-0	1-1-2	1	3	1	2	0	25	Mike Kebler	0-0	0-0	2-2	0-0-0	0	2	0	0	0	1	Isaiah Dahman	0-0	0-0	0-0	0-0-0	0	0	0	0	0	1	Draymond Green	6-9	0-1	2-2	4-7-11	2	14	4	2	0	19	Jon Crandell	0-0	0-0	0-0	0-0-0	0	0	0	0	0	1	Korie Lucious	2-3	1-2	0-0	1-2-3	0	5	1	0	0	22	Tom Herzog	0-0	0-0	0-0	1-2-3	0	0	0	2	0	5	Garrick Sherman	1-2	0-0	0-0	0-1-1	1	2	0	1	0	11	Team				0-1-1							<b>Totals</b>	<b>27-49</b>	<b>4-11</b>	<b>13-17</b>	<b>12-16-38</b>	<b>14</b>	<b>71</b>	<b>16</b>	<b>18</b>	<b>0</b>	<b>200</b>	<table><tr><th>Michigan State</th><th>FG</th><th>3FG</th><th>FT</th><th>O-D-R</th><th>PFPTS</th><th>A</th><th>T</th><th>B</th><th>S</th><th>MIN</th></tr><tr><td>Kalin Lucas, g</td><td>3-14</td><td>2-4</td><td>6-6</td><td>3-0-3</td><td>3</td><td>14</td><td>5</td><td>1</td><td>0</td><td>35</td></tr><tr><td>Raymar Morgan, f</td><td>4-6</td><td>0-0</td><td>0-2</td><td>1-0-1</td><td>3</td><td>8</td><td>0</td><td>0</td><td>1</td><td>21</td></tr><tr><td>Chris Allen, g</td><td>2-9</td><td>1-7</td><td>2-2</td><td>2-4-6</td><td>0</td><td>7</td><td>5</td><td>1</td><td>0</td><td>29</td></tr><tr><td>Delvon Roe, f</td><td>1-3</td><td>0-0</td><td>1-2</td><td>1-1-2</td><td>3</td><td>3</td><td>2</td><td>2</td><td>1</td><td>20</td></tr><tr><td>Derrick Nix, c</td><td>0-3</td><td>0-0</td><td>1-2</td><td>3-6</td><td>0</td><td>1</td><td>1</td><td>0</td><td>0</td><td>10</td></tr><tr><td>Durrell Summers</td><td>5-9</td><td>1-2</td><td>2-4</td><td>1-7-8</td><td>0</td><td>13</td><td>0</td><td>0</td><td>1</td><td>30</td></tr><tr><td>Korie Lucious</td><td>1-5</td><td>1-4</td><td>0-0</td><td>0-1-1</td><td>0</td><td>3</td><td>2</td><td>3</td><td>0</td><td>18</td></tr><tr><td>Tom Herzog</td><td>0-0</td><td>0-0</td><td>0-0</td><td>0-0-0</td><td>0</td><td>0</td><td>0</td><td>0</td><td>0</td><td>2</td></tr><tr><td>Garrick Sherman</td><td>1-1</td><td>0-0</td><td>1-1</td><td>0-1-1</td><td>3</td><td>3</td><td>0</td><td>1</td><td>0</td><td>5</td></tr><tr><td>Team</td><td></td><td></td><td></td><td>2-2-4</td><td></td><td></td><td></td><td></td><td></td><td></td></tr><tr><td><b>Totals</b></td><td><b>21-58</b></td><td><b>5-18</b></td><td><b>13-21</b></td><td><b>16-21-37</b></td><td><b>13</b></td><td><b>60</b></td><td><b>16</b></td><td><b>10</b></td><td><b>6</b></td><td><b>200</b></td></tr></table>			Michigan State	FG	3FG	FT	O-D-R	PFPTS	A	T	B	S	MIN	Kalin Lucas, g	3-14	2-4	6-6	3-0-3	3	14	5	1	0	35	Raymar Morgan, f	4-6	0-0	0-2	1-0-1	3	8	0	0	1	21	Chris Allen, g	2-9	1-7	2-2	2-4-6	0	7	5	1	0	29	Delvon Roe, f	1-3	0-0	1-2	1-1-2	3	3	2	2	1	20	Derrick Nix, c	0-3	0-0	1-2	3-6	0	1	1	0	0	10	Durrell Summers	5-9	1-2	2-4	1-7-8	0	13	0	0	1	30	Korie Lucious	1-5	1-4	0-0	0-1-1	0	3	2	3	0	18	Tom Herzog	0-0	0-0	0-0	0-0-0	0	0	0	0	0	2	Garrick Sherman	1-1	0-0	1-1	0-1-1	3	3	0	1	0	5	Team				2-2-4							<b>Totals</b>	<b>21-58</b>	<b>5-18</b>	<b>13-21</b>	<b>16-21-37</b>	<b>13</b>	<b>60</b>	<b>16</b>	<b>10</b>	<b>6</b>	<b>200</b>	<table><tr><th>Michigan State</th><th>FG</th><th>3FG</th><th>FT</th><th>O-D-R</th><th>PFPTS</th><th>A</th><th>T</th><th>B</th><th>S</th><th>MIN</th></tr><tr><td>Kalin Lucas, g</td><td>6-12</td><td>0-2</td><td>8-9</td><td>1-1-2</td><td>2</td><td>20</td><td>4</td><td>3</td><td>0</td><td>1</td></tr><tr><td>Chris Allen, g</td><td>1-5</td><td>0-1</td><td>0-0</td><td>0-3-3</td><td>1</td><td>2</td><td>0</td><td>2</td><td>0</td><td>1</td></tr><tr><td>Delvon Roe, f</td><td>4-5</td><td>0-0</td><td>7-7</td><td>1-3-4</td><td>5</td><td>15</td><td>0</td><td>3</td><td>0</td><td>2</td></tr><tr><td>Durrell Summers, g</td><td>3-10</td><td>0-3</td><td>1-2</td><td>4-5-9</td><td>2</td><td>7</td><td>0</td><td>3</td><td>0</td><td>29</td></tr><tr><td>Derrick Nix, c</td><td>0-0</td><td>0-0</td><td>0-0</td><td>0-1-1</td><td>1</td><td>0</td><td>0</td><td>1</td><td>0</td><td>10</td></tr><tr><td>Raymar Morgan</td><td>7-10</td><td>0-0</td><td>0-1</td><td>4-6-10</td><td>3</td><td>14</td><td>4</td><td>2</td><td>0</td><td>25</td></tr><tr><td>Dion Sims</td><td>0-1</td><td>0-0</td><td>0-0</td><td>0-0-0</td><td>0</td><td>0</td><td>0</td><td>0</td><td>0</td><td>1</td></tr><tr><td>Austin Thornton</td><td>0-0</td><td>0-0</td><td>0-0</td><td>0-0-0</td><td>0</td><td>0</td><td>0</td><td>1</td><td>0</td><td>1</td></tr><tr><td>Mike Kebler</td><td>0-0</td><td>0-0</td><td>0-0</td><td>0-1-1</td><td>0</td><td>0</td><td>0</td><td>0</td><td>0</td><td>1</td></tr><tr><td>Isaiah Dahman</td><td>0-0</td><td>0-0</td><td>0-0</td><td>0-0-0</td><td>0</td><td>0</td><td>0</td><td>0</td><td>0</td><td>1</td></tr><tr><td>Draymond Green</td><td>2-7</td><td>0-1</td><td>3-4</td><td>2-6-8</td><td>4</td><td>7</td><td>4</td><td>1</td><td>0</td><td>2</td></tr><tr><td>Korie Lucious</td><td>2-7</td><td>2-5</td><td>2-3</td><td>0-1-1</td><td>0</td><td>8</td><td>4</td><td>0</td><td>0</td><td>27</td></tr><tr><td>Tom Herzog</td><td>0-0</td><td>0-0</td><td>0-0</td><td>0-0-0</td><td>0</td><td>0</td><td>0</td><td>0</td><td>0</td><td>1</td></tr><tr><td>Garrick Sherman</td><td>0-0</td><td>0-0</td><td>0-0</td><td>0-0-0</td><td>1</td><td>0</td><td>0</td><td>0</td><td>0</td><td>2</td></tr><tr><td>Team</td><td></td><td></td><td></td><td>2-1-3</td><td></td><td></td><td></td><td></td><td></td><td></td></tr><tr><td><b>Totals</b></td><td><b>25-57</b></td><td><b>2-12</b></td><td><b>21-26</b></td><td><b>14-20-42</b></td><td><b>19</b></td><td><b>73</b></td><td><b>19</b></td><td><b>17</b></td><td><b>0</b></td><td><b>200</b></td></tr></table>			Michigan State	FG	3FG	FT	O-D-R	PFPTS	A	T	B	S	MIN	Kalin Lucas, g	6-12	0-2	8-9	1-1-2	2	20	4	3	0	1	Chris Allen, g	1-5	0-1	0-0	0-3-3	1	2	0	2	0	1	Delvon Roe, f	4-5	0-0	7-7	1-3-4	5	15	0	3	0	2	Durrell Summers, g	3-10	0-3	1-2	4-5-9	2	7	0	3	0	29	Derrick Nix, c	0-0	0-0	0-0	0-1-1	1	0	0	1	0	10	Raymar Morgan	7-10	0-0	0-1	4-6-10	3	14	4	2	0	25	Dion Sims	0-1	0-0	0-0	0-0-0	0	0	0	0	0	1	Austin Thornton	0-0	0-0	0-0	0-0-0	0	0	0	1	0	1	Mike Kebler	0-0	0-0	0-0	0-1-1	0	0	0	0	0	1	Isaiah Dahman	0-0	0-0	0-0	0-0-0	0	0	0	0	0	1	Draymond Green	2-7	0-1	3-4	2-6-8	4	7	4	1	0	2	Korie Lucious	2-7	2-5	2-3	0-1-1	0	8	4	0	0	27	Tom Herzog	0-0	0-0	0-0	0-0-0	0	0	0	0	0	1	Garrick Sherman	0-0	0-0	0-0	0-0-0	1	0	0	0	0	2	Team				2-1-3							<b>Totals</b>	<b>25-57</b>	<b>2-12</b>	<b>21-26</b>	<b>14-20-42</b>	<b>19</b>	<b>73</b>	<b>19</b>	<b>17</b>	<b>0</b>	<b>200</b>
Michigan State	FG	3FG	FT	O-D-R	PFPTS	A	T	B	S	MIN																																																																																																																																																																																																																																																																																																																																																																																																																																																																																																																								
Raymar Morgan, f	5-10	0-1	2-4	3-4-7	3	12	2	4	0	25																																																																																																																																																																																																																																																																																																																																																																																																																																																																																																																								
Delvon Roe, f	2-3	0-0	0-1	0-4-4	4	4	0	2	0	20																																																																																																																																																																																																																																																																																																																																																																																																																																																																																																																								
Derrick Nix, c	2-3	0-0	1-2	1-0-1	2	5	0	1	0	9																																																																																																																																																																																																																																																																																																																																																																																																																																																																																																																								
Kalin Lucas, g	4-9	0-2	6-6	0-0-0	0	14	4	2	0	1																																																																																																																																																																																																																																																																																																																																																																																																																																																																																																																								
Chris Allen, g	4-8	2-4	0-0	1-2-3	0	10	0	1	0	26																																																																																																																																																																																																																																																																																																																																																																																																																																																																																																																								
Austin Thornton	0-0	0-0	0-0	0-2-2	1	0	0	0	0	8																																																																																																																																																																																																																																																																																																																																																																																																																																																																																																																								
Durrell Summers	1-2	1-1	0-0	1-1-2	1	3	1	2	0	25																																																																																																																																																																																																																																																																																																																																																																																																																																																																																																																								
Mike Kebler	0-0	0-0	2-2	0-0-0	0	2	0	0	0	1																																																																																																																																																																																																																																																																																																																																																																																																																																																																																																																								
Isaiah Dahman	0-0	0-0	0-0	0-0-0	0	0	0	0	0	1																																																																																																																																																																																																																																																																																																																																																																																																																																																																																																																								
Draymond Green	6-9	0-1	2-2	4-7-11	2	14	4	2	0	19																																																																																																																																																																																																																																																																																																																																																																																																																																																																																																																								
Jon Crandell	0-0	0-0	0-0	0-0-0	0	0	0	0	0	1																																																																																																																																																																																																																																																																																																																																																																																																																																																																																																																								
Korie Lucious	2-3	1-2	0-0	1-2-3	0	5	1	0	0	22																																																																																																																																																																																																																																																																																																																																																																																																																																																																																																																								
Tom Herzog	0-0	0-0	0-0	1-2-3	0	0	0	2	0	5																																																																																																																																																																																																																																																																																																																																																																																																																																																																																																																								
Garrick Sherman	1-2	0-0	0-0	0-1-1	1	2	0	1	0	11																																																																																																																																																																																																																																																																																																																																																																																																																																																																																																																								
Team				0-1-1																																																																																																																																																																																																																																																																																																																																																																																																																																																																																																																														
<b>Totals</b>	<b>27-49</b>	<b>4-11</b>	<b>13-17</b>	<b>12-16-38</b>	<b>14</b>	<b>71</b>	<b>16</b>	<b>18</b>	<b>0</b>	<b>200</b>																																																																																																																																																																																																																																																																																																																																																																																																																																																																																																																								
Michigan State	FG	3FG	FT	O-D-R	PFPTS	A	T	B	S	MIN																																																																																																																																																																																																																																																																																																																																																																																																																																																																																																																								
Kalin Lucas, g	3-14	2-4	6-6	3-0-3	3	14	5	1	0	35																																																																																																																																																																																																																																																																																																																																																																																																																																																																																																																								
Raymar Morgan, f	4-6	0-0	0-2	1-0-1	3	8	0	0	1	21																																																																																																																																																																																																																																																																																																																																																																																																																																																																																																																								
Chris Allen, g	2-9	1-7	2-2	2-4-6	0	7	5	1	0	29																																																																																																																																																																																																																																																																																																																																																																																																																																																																																																																								
Delvon Roe, f	1-3	0-0	1-2	1-1-2	3	3	2	2	1	20																																																																																																																																																																																																																																																																																																																																																																																																																																																																																																																								
Derrick Nix, c	0-3	0-0	1-2	3-6	0	1	1	0	0	10																																																																																																																																																																																																																																																																																																																																																																																																																																																																																																																								
Durrell Summers	5-9	1-2	2-4	1-7-8	0	13	0	0	1	30																																																																																																																																																																																																																																																																																																																																																																																																																																																																																																																								
Korie Lucious	1-5	1-4	0-0	0-1-1	0	3	2	3	0	18																																																																																																																																																																																																																																																																																																																																																																																																																																																																																																																								
Tom Herzog	0-0	0-0	0-0	0-0-0	0	0	0	0	0	2																																																																																																																																																																																																																																																																																																																																																																																																																																																																																																																								
Garrick Sherman	1-1	0-0	1-1	0-1-1	3	3	0	1	0	5																																																																																																																																																																																																																																																																																																																																																																																																																																																																																																																								
Team				2-2-4																																																																																																																																																																																																																																																																																																																																																																																																																																																																																																																														
<b>Totals</b>	<b>21-58</b>	<b>5-18</b>	<b>13-21</b>	<b>16-21-37</b>	<b>13</b>	<b>60</b>	<b>16</b>	<b>10</b>	<b>6</b>	<b>200</b>																																																																																																																																																																																																																																																																																																																																																																																																																																																																																																																								
Michigan State	FG	3FG	FT	O-D-R	PFPTS	A	T	B	S	MIN																																																																																																																																																																																																																																																																																																																																																																																																																																																																																																																								
Kalin Lucas, g	6-12	0-2	8-9	1-1-2	2	20	4	3	0	1																																																																																																																																																																																																																																																																																																																																																																																																																																																																																																																								
Chris Allen, g	1-5	0-1	0-0	0-3-3	1	2	0	2	0	1																																																																																																																																																																																																																																																																																																																																																																																																																																																																																																																								
Delvon Roe, f	4-5	0-0	7-7	1-3-4	5	15	0	3	0	2																																																																																																																																																																																																																																																																																																																																																																																																																																																																																																																								
Durrell Summers, g	3-10	0-3	1-2	4-5-9	2	7	0	3	0	29																																																																																																																																																																																																																																																																																																																																																																																																																																																																																																																								
Derrick Nix, c	0-0	0-0	0-0	0-1-1	1	0	0	1	0	10																																																																																																																																																																																																																																																																																																																																																																																																																																																																																																																								
Raymar Morgan	7-10	0-0	0-1	4-6-10	3	14	4	2	0	25																																																																																																																																																																																																																																																																																																																																																																																																																																																																																																																								
Dion Sims	0-1	0-0	0-0	0-0-0	0	0	0	0	0	1																																																																																																																																																																																																																																																																																																																																																																																																																																																																																																																								
Austin Thornton	0-0	0-0	0-0	0-0-0	0	0	0	1	0	1																																																																																																																																																																																																																																																																																																																																																																																																																																																																																																																								
Mike Kebler	0-0	0-0	0-0	0-1-1	0	0	0	0	0	1																																																																																																																																																																																																																																																																																																																																																																																																																																																																																																																								
Isaiah Dahman	0-0	0-0	0-0	0-0-0	0	0	0	0	0	1																																																																																																																																																																																																																																																																																																																																																																																																																																																																																																																								
Draymond Green	2-7	0-1	3-4	2-6-8	4	7	4	1	0	2																																																																																																																																																																																																																																																																																																																																																																																																																																																																																																																								
Korie Lucious	2-7	2-5	2-3	0-1-1	0	8	4	0	0	27																																																																																																																																																																																																																																																																																																																																																																																																																																																																																																																								
Tom Herzog	0-0	0-0	0-0	0-0-0	0	0	0	0	0	1																																																																																																																																																																																																																																																																																																																																																																																																																																																																																																																								
Garrick Sherman	0-0	0-0	0-0	0-0-0	1	0	0	0	0	2																																																																																																																																																																																																																																																																																																																																																																																																																																																																																																																								
Team				2-1-3																																																																																																																																																																																																																																																																																																																																																																																																																																																																																																																														
<b>Totals</b>	<b>25-57</b>	<b>2-12</b>	<b>21-26</b>	<b>14-20-42</b>	<b>19</b>	<b>73</b>	<b>19</b>	<b>17</b>	<b>0</b>	<b>200</b>																																																																																																																																																																																																																																																																																																																																																																																																																																																																																																																								
<b>Total FG%</b> 1st: 13-27 (48.1%) 2nd: 14-22 (63.6%) Game: 55.1% <b>3-Pt FG%</b> 1st: 3-6 (50.0%) 2nd: 1-2 (50.0%) Game: 36.4% <b>F Throw%</b> 1st: 7-10 (70.0%) 2nd: 6-7 (85.7%) Game: 76.5%			<b>Total FG%</b> 1st: 13-30 (43.3%) 2nd: 8-28 (28.6%) Game: 36.2% <b>3-Pt FG%</b> 1st: 3-8 (37.5%) 2nd: 2-10 (20.0%) Game: 27.8% <b>F Throw%</b> 1st: 4-6 (66.7%) 2nd: 9-15 (60.0%) Game: 61.9%			<b>Total FG%</b> 1st: 11-27 (40.7%) 2nd: 14-30 (46.7%) Game: 43.9% <b>3-Pt FG%</b> 1st: 2-7 (28.6%) 2nd: 0-5 (0.0%) Game: 16.7% <b>F Throw%</b> 1st: 12-13 (92.3%) 2nd: 9-13 (69.2%) Game: 80.8%																																																																																																																																																																																																																																																																																																																																																																																																																																																																																																																												
<table><tr><th>Iowa</th><th>FG</th><th>3FG</th><th>FT</th><th>O-D-R</th><th>PFPTS</th><th>A</th><th>T</th><th>B</th><th>S</th><th>MIN</th></tr><tr><td>Aaron Fuller, f</td><td>2-5</td><td>0-1</td><td>2-3</td><td>2-1-3</td><td>4</td><td>6</td><td>0</td><td>2</td><td>0</td><td>1</td></tr><tr><td>Eric May, f</td><td>2-7</td><td>1-3</td><td>0-0</td><td>1-4-5</td><td>0</td><td>5</td><td>0</td><td>2</td><td>1</td><td>36</td></tr><tr><td>Jarrod Cole, c</td><td>2-6</td><td>0-1</td><td>0-0</td><td>1-1-2</td><td>2</td><td>4</td><td>0</td><td>2</td><td>0</td><td>22</td></tr><tr><td>Cully Payne, g</td><td>4-8</td><td>1-3</td><td>0-0</td><td>1-4-5</td><td>0</td><td>9</td><td>2</td><td>5</td><td>0</td><td>1</td></tr><tr><td>Matt Gatens, g</td><td>6-12</td><td>1-5</td><td>3-4</td><td>0-0-0</td><td>0</td><td>16</td><td>5</td><td>4</td><td>0</td><td>1</td></tr><tr><td>Nick Neari</td><td>0-0</td><td>0-0</td><td>0-0</td><td>0-0-0</td><td>0</td><td>0</td><td>0</td><td>0</td><td>0</td><td>1</td></tr><tr><td>Devan Bawinkel</td><td>1-2</td><td>1-2</td><td>0-0</td><td>0-0-0</td><td>1</td><td>3</td><td>0</td><td>0</td><td>0</td><td>8</td></tr><tr><td>Andrew Brommer</td><td>1-2</td><td>0-0</td><td>2-4</td><td>2-1-3</td><td>3</td><td>4</td><td>1</td><td>0</td><td>0</td><td>14</td></tr><tr><td>John Lickliter</td><td>0-3</td><td>0-3</td><td>0-0</td><td>0-0-0</td><td>2</td><td>0</td><td>0</td><td>0</td><td>0</td><td>15</td></tr><tr><td>Brennan Cougill</td><td>2-6</td><td>2-4</td><td>0-0</td><td>1-0-1</td><td>3</td><td>6</td><td>1</td><td>1</td><td>0</td><td>21</td></tr><tr><td>Team</td><td></td><td></td><td></td><td>0-3-3</td><td></td><td></td><td></td><td></td><td></td><td></td></tr><tr><td><b>Totals</b></td><td><b>20-51</b></td><td><b>6-22</b></td><td><b>7-11</b></td><td><b>8-14-22</b></td><td><b>15</b></td><td><b>53</b></td><td><b>9</b></td><td><b>16</b></td><td><b>1</b></td><td><b>200</b></td></tr></table>			Iowa	FG	3FG	FT	O-D-R	PFPTS	A	T	B	S	MIN	Aaron Fuller, f	2-5	0-1	2-3	2-1-3	4	6	0	2	0	1	Eric May, f	2-7	1-3	0-0	1-4-5	0	5	0	2	1	36	Jarrod Cole, c	2-6	0-1	0-0	1-1-2	2	4	0	2	0	22	Cully Payne, g	4-8	1-3	0-0	1-4-5	0	9	2	5	0	1	Matt Gatens, g	6-12	1-5	3-4	0-0-0	0	16	5	4	0	1	Nick Neari	0-0	0-0	0-0	0-0-0	0	0	0	0	0	1	Devan Bawinkel	1-2	1-2	0-0	0-0-0	1	3	0	0	0	8	Andrew Brommer	1-2	0-0	2-4	2-1-3	3	4	1	0	0	14	John Lickliter	0-3	0-3	0-0	0-0-0	2	0	0	0	0	15	Brennan Cougill	2-6	2-4	0-0	1-0-1	3	6	1	1	0	21	Team				0-3-3							<b>Totals</b>	<b>20-51</b>	<b>6-22</b>	<b>7-11</b>	<b>8-14-22</b>	<b>15</b>	<b>53</b>	<b>9</b>	<b>16</b>	<b>1</b>	<b>200</b>	<table><tr><th>Minnesota</th><th>FG</th><th>3FG</th><th>FT</th><th>O-D-R</th><th>PFPTS</th><th>A</th><th>T</th><th>B</th><th>S</th><th>MIN</th></tr><tr><td>Al Nolen, g</td><td>4-9</td><td>1-1</td><td>0-0</td><td>2-3-5</td><td>2</td><td>9</td><td>2</td><td>1</td><td>0</td><td>1</td></tr><tr><td>L. Westbrook, f</td><td>6-10</td><td>3-5</td><td>0-0</td><td>0-5-5</td><td>4</td><td>15</td><td>1</td><td>5</td><td>0</td><td>28</td></tr><tr><td>Blake Hoffarber, g</td><td>2-5</td><td>0-3</td><td>0-0</td><td>2-3-5</td><td>1</td><td>4</td><td>1</td><td>2</td><td>0</td><td>28</td></tr><tr><td>Damian Johnson, f</td><td>6-14</td><td>0-2</td><td>2-2</td><td>2-4-6</td><td>3</td><td>14</td><td>2</td><td>1</td><td>4</td><td>30</td></tr><tr><td>Ralph Sampson III, c</td><td>4-8</td><td>0-0</td><td>0-0</td><td>3-2-5</td><td>3</td><td>8</td><td>2</td><td>1</td><td>1</td><td>31</td></tr><tr><td>Paul Carter</td><td>0-2</td><td>0-0</td><td>0-0</td><td>0-2-2</td><td>3</td><td>0</td><td>0</td><td>2</td><td>1</td><td>10</td></tr><tr><td>Justin Cobbs</td><td>0-1</td><td>0-0</td><td>0-0</td><td>0-0-0</td><td>2</td><td>0</td><td>1</td><td>1</td><td>0</td><td>13</td></tr><tr><td>Devoe Joseph</td><td>0-3</td><td>0-0</td><td>1-2</td><td>1-1-2</td><td>0</td><td>1</td><td>2</td><td>1</td><td>0</td><td>16</td></tr><tr><td>Devron Bostick</td><td>0-0</td><td>0-0</td><td>0-0</td><td>0-0-0</td><td>0</td><td>0</td><td>0</td><td>0</td><td>0</td><td>1</td></tr><tr><td>Rodney Williams</td><td>0-1</td><td>0-1</td><td>0-0</td><td>0-0-0</td><td>0</td><td>0</td><td>0</td><td>0</td><td>0</td><td>6</td></tr><tr><td>Colton Iverson</td><td>0-1</td><td>0-0</td><td>2-3</td><td>0-2-2</td><td>3</td><td>2</td><td>1</td><td>0</td><td>0</td><td>9</td></tr><tr><td>Team</td><td></td><td></td><td></td><td>3-2-5</td><td></td><td></td><td></td><td></td><td></td><td></td></tr><tr><td><b>Totals</b></td><td><b>22-54</b></td><td><b>4-12</b></td><td><b>5-7</b></td><td><b>13-24-37</b></td><td><b>21</b></td><td><b>53</b></td><td><b>12</b></td><td><b>15</b></td><td><b>6</b></td><td><b>200</b></td></tr></table>			Minnesota	FG	3FG	FT	O-D-R	PFPTS	A	T	B	S	MIN	Al Nolen, g	4-9	1-1	0-0	2-3-5	2	9	2	1	0	1	L. Westbrook, f	6-10	3-5	0-0	0-5-5	4	15	1	5	0	28	Blake Hoffarber, g	2-5	0-3	0-0	2-3-5	1	4	1	2	0	28	Damian Johnson, f	6-14	0-2	2-2	2-4-6	3	14	2	1	4	30	Ralph Sampson III, c	4-8	0-0	0-0	3-2-5	3	8	2	1	1	31	Paul Carter	0-2	0-0	0-0	0-2-2	3	0	0	2	1	10	Justin Cobbs	0-1	0-0	0-0	0-0-0	2	0	1	1	0	13	Devoe Joseph	0-3	0-0	1-2	1-1-2	0	1	2	1	0	16	Devron Bostick	0-0	0-0	0-0	0-0-0	0	0	0	0	0	1	Rodney Williams	0-1	0-1	0-0	0-0-0	0	0	0	0	0	6	Colton Iverson	0-1	0-0	2-3	0-2-2	3	2	1	0	0	9	Team				3-2-5							<b>Totals</b>	<b>22-54</b>	<b>4-12</b>	<b>5-7</b>	<b>13-24-37</b>	<b>21</b>	<b>53</b>	<b>12</b>	<b>15</b>	<b>6</b>	<b>200</b>																																																																																																																																																																																																																				
Iowa	FG	3FG	FT	O-D-R	PFPTS	A	T	B	S	MIN																																																																																																																																																																																																																																																																																																																																																																																																																																																																																																																								
Aaron Fuller, f	2-5	0-1	2-3	2-1-3	4	6	0	2	0	1																																																																																																																																																																																																																																																																																																																																																																																																																																																																																																																								
Eric May, f	2-7	1-3	0-0	1-4-5	0	5	0	2	1	36																																																																																																																																																																																																																																																																																																																																																																																																																																																																																																																								
Jarrod Cole, c	2-6	0-1	0-0	1-1-2	2	4	0	2	0	22																																																																																																																																																																																																																																																																																																																																																																																																																																																																																																																								
Cully Payne, g	4-8	1-3	0-0	1-4-5	0	9	2	5	0	1																																																																																																																																																																																																																																																																																																																																																																																																																																																																																																																								
Matt Gatens, g	6-12	1-5	3-4	0-0-0	0	16	5	4	0	1																																																																																																																																																																																																																																																																																																																																																																																																																																																																																																																								
Nick Neari	0-0	0-0	0-0	0-0-0	0	0	0	0	0	1																																																																																																																																																																																																																																																																																																																																																																																																																																																																																																																								
Devan Bawinkel	1-2	1-2	0-0	0-0-0	1	3	0	0	0	8																																																																																																																																																																																																																																																																																																																																																																																																																																																																																																																								
Andrew Brommer	1-2	0-0	2-4	2-1-3	3	4	1	0	0	14																																																																																																																																																																																																																																																																																																																																																																																																																																																																																																																								
John Lickliter	0-3	0-3	0-0	0-0-0	2	0	0	0	0	15																																																																																																																																																																																																																																																																																																																																																																																																																																																																																																																								
Brennan Cougill	2-6	2-4	0-0	1-0-1	3	6	1	1	0	21																																																																																																																																																																																																																																																																																																																																																																																																																																																																																																																								
Team				0-3-3																																																																																																																																																																																																																																																																																																																																																																																																																																																																																																																														
<b>Totals</b>	<b>20-51</b>	<b>6-22</b>	<b>7-11</b>	<b>8-14-22</b>	<b>15</b>	<b>53</b>	<b>9</b>	<b>16</b>	<b>1</b>	<b>200</b>																																																																																																																																																																																																																																																																																																																																																																																																																																																																																																																								
Minnesota	FG	3FG	FT	O-D-R	PFPTS	A	T	B	S	MIN																																																																																																																																																																																																																																																																																																																																																																																																																																																																																																																								
Al Nolen, g	4-9	1-1	0-0	2-3-5	2	9	2	1	0	1																																																																																																																																																																																																																																																																																																																																																																																																																																																																																																																								
L. Westbrook, f	6-10	3-5	0-0	0-5-5	4	15	1	5	0	28																																																																																																																																																																																																																																																																																																																																																																																																																																																																																																																								
Blake Hoffarber, g	2-5	0-3	0-0	2-3-5	1	4	1	2	0	28																																																																																																																																																																																																																																																																																																																																																																																																																																																																																																																								
Damian Johnson, f	6-14	0-2	2-2	2-4-6	3	14	2	1	4	30																																																																																																																																																																																																																																																																																																																																																																																																																																																																																																																								
Ralph Sampson III, c	4-8	0-0	0-0	3-2-5	3	8	2	1	1	31																																																																																																																																																																																																																																																																																																																																																																																																																																																																																																																								
Paul Carter	0-2	0-0	0-0	0-2-2	3	0	0	2	1	10																																																																																																																																																																																																																																																																																																																																																																																																																																																																																																																								
Justin Cobbs	0-1	0-0	0-0	0-0-0	2	0	1	1	0	13																																																																																																																																																																																																																																																																																																																																																																																																																																																																																																																								
Devoe Joseph	0-3	0-0	1-2	1-1-2	0	1	2	1	0	16																																																																																																																																																																																																																																																																																																																																																																																																																																																																																																																								
Devron Bostick	0-0	0-0	0-0	0-0-0	0	0	0	0	0	1																																																																																																																																																																																																																																																																																																																																																																																																																																																																																																																								
Rodney Williams	0-1	0-1	0-0	0-0-0	0	0	0	0	0	6																																																																																																																																																																																																																																																																																																																																																																																																																																																																																																																								
Colton Iverson	0-1	0-0	2-3	0-2-2	3	2	1	0	0	9																																																																																																																																																																																																																																																																																																																																																																																																																																																																																																																								
Team				3-2-5																																																																																																																																																																																																																																																																																																																																																																																																																																																																																																																														
<b>Totals</b>	<b>22-54</b>	<b>4-12</b>	<b>5-7</b>	<b>13-24-37</b>	<b>21</b>	<b>53</b>	<b>12</b>	<b>15</b>	<b>6</b>	<b>200</b>																																																																																																																																																																																																																																																																																																																																																																																																																																																																																																																								
<b>Total FG%</b> 1st: 10-27 (37.0%) 2nd: 12-27 (44.4%) Game: 40.7% <b>3-Pt FG%</b> 1st: 2-7 (28.6%) 2nd: 2-5 (40.0%) Game: 33.3% <b>F Throw%</b> 1st: 3-5 (60.0%) 2nd: 2-2 (100%) Game: 71.4%			<b>Total FG%</b> 1st: 10-27 (37.0%) 2nd: 12-27 (44.4%) Game: 40.7% <b>3-Pt FG%</b> 1st: 2-7 (28.6%) 2nd: 2-5 (40.0%) Game: 33.3% <b>F Throw%</b> 1st: 3-5 (60.0%) 2nd: 2-2 (100%) Game: 71.4%			<b>Total FG%</b> 1st: 10-30 (33.3%) 2nd: 12-33 (36.4%) Game: 34.9% <b>3-Pt FG%</b> 1st: 3-10 (30.0%) 2nd: 3-15 (20.0%) Game: 24.0% <b>F Throw%</b> 1st: 6-7 (85.7%) 2nd: 7-9 (77.8%) Game: 81.3%																																																																																																																																																																																																																																																																																																																																																																																																																																																																																																																												
<b>Officials:</b> John Hughes, Tim Hutchinson, Brad Pressentin <b>Attendance:</b> 9,924 <b>Halftime Score:</b> MSU 36-28 <b>Record:</b> MSU 13-3 (3-0), Iowa 5-11 (0-4)			<b>Officials:</b> Eugene Crawford, Antinio Petty, Tim Hutchinson <b>Attendance:</b> 14,759 <b>Halftime Score:</b> MSU 33-25 <b>Record:</b> MSU 14-3 (4-0), Minn 12-5 (3-2)			<b>Officials:</b> Bob Donato, Dan Christman, Tom O'Neill <b>Attendance:</b> 14,759 <b>Halftime Score:</b> MSU 36-29 <b>Record:</b> MSU 15-3 (5-0), Ill 12-6 (4-1)																																																																																																																																																																																																																																																																																																																																																																																																																																																																																																																												



# NCAA TOURNAMENT FINAL FOUR • APRIL 3 & 5, 2010

	#6/7 MICHIGAN STATE	70		#6/7 MICHIGAN STATE	65		#5/5 MICHIGAN STATE	57																																																																																																																																																																																																																																																																																																																																																																																																																																																								
	IOWA	63		MINNESOTA	64		MICHIGAN	56																																																																																																																																																																																																																																																																																																																																																																																																																																																								
#19 Jan. 20, 2010 • East Lansing, Mich. Breslin Center			#20 Jan. 23, 2010 • Minneapolis, Minn. Williams Arena			#21 Jan. 26, 2010 • Ann Arbor, Mich. Crisler Arena																																																																																																																																																																																																																																																																																																																																																																																																																																																										
<b>Key Stat:</b> Bench Points MSU - 19; UI - 3			<b>Key Stat:</b> MSU FG% by Half 1st Half - 28.6%; 2nd Half - 53.8%			<b>Key Stat:</b> Second-Half FG Percentage MSU - 56.0%; UM - 37.0%																																																																																																																																																																																																																																																																																																																																																																																																																																																										
<b>Quotable:</b> "If you want to be a championship team, you just can't have that happen. You're going to have some games like that where you're going to have to edge out, but you want to limit them as much as you can." - MSU sophomore Draymond Green, on seeing a 19-point lead trimmed to three points.			<b>Quotable:</b> "It was probably one of the more gritty, gutty performances by our team. I thought we were pronounced dead a few times. They really took it to us early, middle and actually late. But I think we needed to win a game like this for Kalin Lucas' sake, for Raymar Morgan's sake" - MSU coach Tom Izzo			<b>Quotable:</b> "It's what he was put on this Earth to do." - MSU senior Raymar Morgan on Kalin Lucas' game winner																																																																																																																																																																																																																																																																																																																																																																																																																																																										
<b>Key Moment:</b> Trailing 19-14 with 10:39 left in the first half, Michigan State exploded for a 15-0 run over the next 4:10, as part of a 21-4 spurt to close the period.			<b>Key Moment:</b> Trailing 60-52, Raymar Morgan converted a three-point play and Kalin Lucas followed with a 3-pointer, to pull MSU within two points with 5:09 left and setting up Lucas' late-game winner.			<b>Key Moment:</b> Michigan held a 56-53 lead when Durrell Summers missed a 3-pointer. Draymond Green grabbed the offensive rebound and threaded a pass to Raymar Morgan, who converted on a layup. After a UM airball, Kalin Lucas hit the game winner with 3.5 seconds left in the game.																																																																																																																																																																																																																																																																																																																																																																																																																																																										
<b>Notes:</b> MSU dished out 24 assists on 28 baskets, including 14 of 15 first-half field goals ... MSU used its 12th different starting lineup of the season ... With his 16 points, Raymar Morgan moved past Julius McCoy, Robert Chapman and Darryl Johnson into 17th position on MSU's all-time scoring chart. It also marked the first time Morgan has led MSU in scoring since Dec. 19 vs. IPFW ... Kalin Lucas extended his string of double-figure scoring games to 30 by converting both ends of a 1-and-1 in the final 14 seconds to score his 11 points ... Durrell Summers scored all 12 of his points in the first half ... Iowa hit just 1-of-10 3-pointers in the first half, but connected on 6-of-15 in the second, including five between 8:16 and 2:05 to trim MSU's lead to three points ... MSU started 6-0 in the Big Ten for the first time ever Tom Izzo ... MSU's bench out-scored Iowa's, 19-3 ... Draymond Green recorded double-figure rebounds for the sixth time on the season.			<b>Notes:</b> Michigan State equalled the best Big Ten start in program history at 7-0 ... Michigan State did not hold a lead in the game until Kalin Lucas hit a 3-pointer with 1:30 left in the game. It broke a 62-62 tie, the first of the game ... Kalin Lucas scored a season-high 22 points ... Michigan State rallied from a 13-point deficit, marking the second time this season it had won after trailing by 13 points (Gonzaga) ... Michigan State made 11 3-pointers, the most by the Spartans in a Big Ten game this season. MSU had not made more than seven in any conference game ... After hitting four-of-13 3-point attempts in the first half, Michigan State hit seven-of-11 in the second half ... Raymar Morgan had a perfect shooting day, hitting all six field-goal attempts, including two 3-pointers, and three free throws. Morgan scored 10 points after picking up his fourth foul with 17:50 left in the contest.			<b>Notes:</b> MSU held a +16 margin on the boards (41-25), but were -14 in turnovers (18-4) ... Raymar Morgan scored a game-high 20 points, marking his first 20-point game in Big Ten play since scoring 22 at Northwestern on Jan. 3, 2009 ... MSU held Michigan to 32.8 percent shooting, a season low for a Spartan league opponent and tying the season low for any MSU opponent ... MSU's defense held Michigan without a point over the final 2:37 ... Durrell Summers recorded his second career double-double with 10 points and 10 rebounds, while also dishing out a career-best five assists and playing a career-high 34 minutes ... Kalin Lucas scored 10 of his 12 points in the second half, capped by his game winner with 3.5 seconds left ... MSU opened league play at 8-0 for the first time in school history ... Michigan State improved to 17-3 in its last 20 games against Michigan ... Michigan converted 18 Spartan turnovers into 23 Wolverine points.																																																																																																																																																																																																																																																																																																																																																																																																																																																										
<table><tr><th>Michigan State</th><th>FG</th><th>3FG</th><th>FT</th><th>O-D-R</th><th>PFPTS</th><th>A</th><th>T</th><th>B</th><th>S</th><th>MIN</th></tr><tr><td>Kalin Lucas, g</td><td>4-11</td><td>1-5</td><td>2-2</td><td>0-3-3</td><td>2</td><td>11</td><td>6</td><td>3</td><td>0</td><td>33</td></tr><tr><td>Raymar Morgan, f</td><td>7-11</td><td>0-0</td><td>2-6</td><td>1-2-3</td><td>2</td><td>16</td><td>2</td><td>3</td><td>1</td><td>30</td></tr><tr><td>Chris Allen, g</td><td>2-6</td><td>0-0</td><td>0-0</td><td>1-0-1</td><td>2</td><td>4</td><td>5</td><td>2</td><td>0</td><td>28</td></tr><tr><td>Delvon Roe, f</td><td>2-4</td><td>0-0</td><td>4-4</td><td>3-3-6</td><td>2</td><td>8</td><td>3</td><td>2</td><td>1</td><td>15</td></tr><tr><td>Durrell Summers, g</td><td>6-13</td><td>0-4</td><td>0-0</td><td>0-5-5</td><td>3</td><td>12</td><td>4</td><td>2</td><td>0</td><td>29</td></tr><tr><td>Austin Thornton</td><td>0-2</td><td>0-0</td><td>0-0</td><td>0-0-0</td><td>0</td><td>0</td><td>0</td><td>1</td><td>0</td><td>5</td></tr><tr><td>Isaiah Dahliman</td><td>0-0</td><td>0-0</td><td>0-0</td><td>0-0-0</td><td>0</td><td>0</td><td>0</td><td>0</td><td>0</td><td>2</td></tr><tr><td>Draymond Green</td><td>3-6</td><td>1-1</td><td>2-2</td><td>3-8-11</td><td>3</td><td>9</td><td>2</td><td>0</td><td>2</td><td>25</td></tr><tr><td>Korie Lucious</td><td>3-6</td><td>1-2</td><td>0-0</td><td>0-2-2</td><td>3</td><td>7</td><td>2</td><td>0</td><td>0</td><td>20</td></tr><tr><td>Garrick Sherman</td><td>0-0</td><td>0-0</td><td>1-2</td><td>0-0-0</td><td>2</td><td>1</td><td>0</td><td>2</td><td>0</td><td>6</td></tr><tr><td>Derrick Nix</td><td>1-3</td><td>0-0</td><td>0-1</td><td>1-1-2</td><td>0</td><td>2</td><td>0</td><td>0</td><td>0</td><td>7</td></tr><tr><td>Team</td><td></td><td></td><td></td><td>5-3-8</td><td></td><td></td><td></td><td></td><td></td><td></td></tr><tr><td><b>Totals</b></td><td><b>28-62</b></td><td><b>3-12</b></td><td><b>11-17</b></td><td><b>10-27-41</b></td><td><b>19</b></td><td><b>70</b></td><td><b>24</b></td><td><b>15</b></td><td><b>4</b></td><td><b>200</b></td></tr></table>			Michigan State	FG	3FG	FT	O-D-R	PFPTS	A	T	B	S	MIN	Kalin Lucas, g	4-11	1-5	2-2	0-3-3	2	11	6	3	0	33	Raymar Morgan, f	7-11	0-0	2-6	1-2-3	2	16	2	3	1	30	Chris Allen, g	2-6	0-0	0-0	1-0-1	2	4	5	2	0	28	Delvon Roe, f	2-4	0-0	4-4	3-3-6	2	8	3	2	1	15	Durrell Summers, g	6-13	0-4	0-0	0-5-5	3	12	4	2	0	29	Austin Thornton	0-2	0-0	0-0	0-0-0	0	0	0	1	0	5	Isaiah Dahliman	0-0	0-0	0-0	0-0-0	0	0	0	0	0	2	Draymond Green	3-6	1-1	2-2	3-8-11	3	9	2	0	2	25	Korie Lucious	3-6	1-2	0-0	0-2-2	3	7	2	0	0	20	Garrick Sherman	0-0	0-0	1-2	0-0-0	2	1	0	2	0	6	Derrick Nix	1-3	0-0	0-1	1-1-2	0	2	0	0	0	7	Team				5-3-8							<b>Totals</b>	<b>28-62</b>	<b>3-12</b>	<b>11-17</b>	<b>10-27-41</b>	<b>19</b>	<b>70</b>	<b>24</b>	<b>15</b>	<b>4</b>	<b>200</b>	<table><tr><th>Michigan State</th><th>FG</th><th>3FG</th><th>FT</th><th>O-D-R</th><th>PFPTS</th><th>A</th><th>T</th><th>B</th><th>S</th><th>MIN</th></tr><tr><td>Delvon Roe, f</td><td>0-5</td><td>0-0</td><td>0-0</td><td>5-2-7</td><td>1</td><td>0</td><td>1</td><td>1</td><td>1</td><td>13</td></tr><tr><td>Raymar Morgan, f</td><td>6-6</td><td>2-2</td><td>3-3</td><td>2-4-6</td><td>4</td><td>17</td><td>0</td><td>1</td><td>2</td><td>27</td></tr><tr><td>Garrick Sherman, c</td><td>0-1</td><td>0-0</td><td>0-0</td><td>0-3-3</td><td>1</td><td>0</td><td>0</td><td>0</td><td>1</td><td>12</td></tr><tr><td>Chris Allen, g</td><td>4-11</td><td>4-7</td><td>0-0</td><td>0-2-2</td><td>0</td><td>12</td><td>3</td><td>1</td><td>0</td><td>27</td></tr><tr><td>Kalin Lucas, g</td><td>8-14</td><td>4-6</td><td>2-4</td><td>1-2-3</td><td>1</td><td>22</td><td>5</td><td>3</td><td>1</td><td>35</td></tr><tr><td>Draymond Green</td><td>2-9</td><td>0-1</td><td>0-0</td><td>1-7-8</td><td>3</td><td>4</td><td>3</td><td>1</td><td>2</td><td>31</td></tr><tr><td>Durrell Summers</td><td>4-9</td><td>1-4</td><td>0-0</td><td>1-2-3</td><td>1</td><td>9</td><td>1</td><td>2</td><td>0</td><td>30</td></tr><tr><td>Korie Lucious</td><td>0-6</td><td>0-4</td><td>0-0</td><td>0-0-0</td><td>1</td><td>0</td><td>3</td><td>1</td><td>0</td><td>19</td></tr><tr><td>Derrick Nix</td><td>0-0</td><td>0-0</td><td>1-2</td><td>0-0-0</td><td>0</td><td>1</td><td>0</td><td>0</td><td>0</td><td>5</td></tr><tr><td>Isaiah Dahliman</td><td>0-0</td><td>0-0</td><td>0-0</td><td>0-0-0</td><td>0</td><td>0</td><td>0</td><td>0</td><td>0</td><td>1</td></tr><tr><td>Team</td><td></td><td></td><td></td><td>3-0-3</td><td></td><td></td><td></td><td></td><td></td><td></td></tr><tr><td><b>Totals</b></td><td><b>24-61</b></td><td><b>11-24</b></td><td><b>6-9</b></td><td><b>13-22-35</b></td><td><b>12</b></td><td><b>65</b></td><td><b>16</b></td><td><b>10</b></td><td><b>7</b></td><td><b>200</b></td></tr></table>			Michigan State	FG	3FG	FT	O-D-R	PFPTS	A	T	B	S	MIN	Delvon Roe, f	0-5	0-0	0-0	5-2-7	1	0	1	1	1	13	Raymar Morgan, f	6-6	2-2	3-3	2-4-6	4	17	0	1	2	27	Garrick Sherman, c	0-1	0-0	0-0	0-3-3	1	0	0	0	1	12	Chris Allen, g	4-11	4-7	0-0	0-2-2	0	12	3	1	0	27	Kalin Lucas, g	8-14	4-6	2-4	1-2-3	1	22	5	3	1	35	Draymond Green	2-9	0-1	0-0	1-7-8	3	4	3	1	2	31	Durrell Summers	4-9	1-4	0-0	1-2-3	1	9	1	2	0	30	Korie Lucious	0-6	0-4	0-0	0-0-0	1	0	3	1	0	19	Derrick Nix	0-0	0-0	1-2	0-0-0	0	1	0	0	0	5	Isaiah Dahliman	0-0	0-0	0-0	0-0-0	0	0	0	0	0	1	Team				3-0-3							<b>Totals</b>	<b>24-61</b>	<b>11-24</b>	<b>6-9</b>	<b>13-22-35</b>	<b>12</b>	<b>65</b>	<b>16</b>	<b>10</b>	<b>7</b>	<b>200</b>	<table><tr><th>Michigan State</th><th>FG</th><th>3FG</th><th>FT</th><th>O-D-R</th><th>PFPTS</th><th>A</th><th>T</th><th>B</th><th>S</th><th>MIN</th></tr><tr><td>Durrell Summers, g</td><td>4-9</td><td>0-4</td><td>2-2</td><td>3-7-10</td><td>2</td><td>10</td><td>5</td><td>2</td><td>0</td><td>34</td></tr><tr><td>Raymar Morgan, f</td><td>8-9</td><td>0-0</td><td>4-5</td><td>0-8-8</td><td>2</td><td>20</td><td>0</td><td>3</td><td>1</td><td>30</td></tr><tr><td>Delvon Roe, f</td><td>2-6</td><td>0-0</td><td>1-1</td><td>2-2-4</td><td>2</td><td>5</td><td>1</td><td>0</td><td>1</td><td>23</td></tr><tr><td>Kalin Lucas, g</td><td>5-14</td><td>2-5</td><td>0-2</td><td>0-2-2</td><td>1</td><td>12</td><td>3</td><td>2</td><td>0</td><td>35</td></tr><tr><td>Chris Allen, g</td><td>0-2</td><td>0-2</td><td>0-0</td><td>0-3-3</td><td>3</td><td>0</td><td>2</td><td>3</td><td>0</td><td>29</td></tr><tr><td>Draymond Green</td><td>5-6</td><td>0-0</td><td>0-1</td><td>2-5-7</td><td>3</td><td>10</td><td>3</td><td>4</td><td>1</td><td>25</td></tr><tr><td>Korie Lucious</td><td>0-1</td><td>0-1</td><td>0-0</td><td>1-1-2</td><td>0</td><td>0</td><td>1</td><td>4</td><td>0</td><td>17</td></tr><tr><td>Austin Thornton</td><td>0-1</td><td>0-0</td><td>0-0</td><td>0-1-1</td><td>1</td><td>0</td><td>0</td><td>0</td><td>0</td><td>5</td></tr><tr><td>Derrick Nix</td><td>0-1</td><td>0-0</td><td>0-0</td><td>1-0-1</td><td>0</td><td>0</td><td>0</td><td>0</td><td>0</td><td>1</td></tr><tr><td>Tom Herzog</td><td>0-0</td><td>0-0</td><td>0-0</td><td>0-0-0</td><td>0</td><td>0</td><td>0</td><td>0</td><td>0</td><td>0</td></tr><tr><td>Team</td><td></td><td></td><td></td><td>2-1-3</td><td></td><td></td><td></td><td></td><td></td><td></td></tr><tr><td><b>Totals</b></td><td><b>24-48</b></td><td><b>2-12</b></td><td><b>7-11</b></td><td><b>11-30-41</b></td><td><b>14</b></td><td><b>57</b></td><td><b>15</b></td><td><b>18</b></td><td><b>3</b></td><td><b>200</b></td></tr></table>			Michigan State	FG	3FG	FT	O-D-R	PFPTS	A	T	B	S	MIN	Durrell Summers, g	4-9	0-4	2-2	3-7-10	2	10	5	2	0	34	Raymar Morgan, f	8-9	0-0	4-5	0-8-8	2	20	0	3	1	30	Delvon Roe, f	2-6	0-0	1-1	2-2-4	2	5	1	0	1	23	Kalin Lucas, g	5-14	2-5	0-2	0-2-2	1	12	3	2	0	35	Chris Allen, g	0-2	0-2	0-0	0-3-3	3	0	2	3	0	29	Draymond Green	5-6	0-0	0-1	2-5-7	3	10	3	4	1	25	Korie Lucious	0-1	0-1	0-0	1-1-2	0	0	1	4	0	17	Austin Thornton	0-1	0-0	0-0	0-1-1	1	0	0	0	0	5	Derrick Nix	0-1	0-0	0-0	1-0-1	0	0	0	0	0	1	Tom Herzog	0-0	0-0	0-0	0-0-0	0	0	0	0	0	0	Team				2-1-3							<b>Totals</b>	<b>24-48</b>	<b>2-12</b>	<b>7-11</b>	<b>11-30-41</b>	<b>14</b>	<b>57</b>	<b>15</b>	<b>18</b>	<b>3</b>	<b>200</b>
Michigan State	FG	3FG	FT	O-D-R	PFPTS	A	T	B	S	MIN																																																																																																																																																																																																																																																																																																																																																																																																																																																						
Kalin Lucas, g	4-11	1-5	2-2	0-3-3	2	11	6	3	0	33																																																																																																																																																																																																																																																																																																																																																																																																																																																						
Raymar Morgan, f	7-11	0-0	2-6	1-2-3	2	16	2	3	1	30																																																																																																																																																																																																																																																																																																																																																																																																																																																						
Chris Allen, g	2-6	0-0	0-0	1-0-1	2	4	5	2	0	28																																																																																																																																																																																																																																																																																																																																																																																																																																																						
Delvon Roe, f	2-4	0-0	4-4	3-3-6	2	8	3	2	1	15																																																																																																																																																																																																																																																																																																																																																																																																																																																						
Durrell Summers, g	6-13	0-4	0-0	0-5-5	3	12	4	2	0	29																																																																																																																																																																																																																																																																																																																																																																																																																																																						
Austin Thornton	0-2	0-0	0-0	0-0-0	0	0	0	1	0	5																																																																																																																																																																																																																																																																																																																																																																																																																																																						
Isaiah Dahliman	0-0	0-0	0-0	0-0-0	0	0	0	0	0	2																																																																																																																																																																																																																																																																																																																																																																																																																																																						
Draymond Green	3-6	1-1	2-2	3-8-11	3	9	2	0	2	25																																																																																																																																																																																																																																																																																																																																																																																																																																																						
Korie Lucious	3-6	1-2	0-0	0-2-2	3	7	2	0	0	20																																																																																																																																																																																																																																																																																																																																																																																																																																																						
Garrick Sherman	0-0	0-0	1-2	0-0-0	2	1	0	2	0	6																																																																																																																																																																																																																																																																																																																																																																																																																																																						
Derrick Nix	1-3	0-0	0-1	1-1-2	0	2	0	0	0	7																																																																																																																																																																																																																																																																																																																																																																																																																																																						
Team				5-3-8																																																																																																																																																																																																																																																																																																																																																																																																																																																												
<b>Totals</b>	<b>28-62</b>	<b>3-12</b>	<b>11-17</b>	<b>10-27-41</b>	<b>19</b>	<b>70</b>	<b>24</b>	<b>15</b>	<b>4</b>	<b>200</b>																																																																																																																																																																																																																																																																																																																																																																																																																																																						
Michigan State	FG	3FG	FT	O-D-R	PFPTS	A	T	B	S	MIN																																																																																																																																																																																																																																																																																																																																																																																																																																																						
Delvon Roe, f	0-5	0-0	0-0	5-2-7	1	0	1	1	1	13																																																																																																																																																																																																																																																																																																																																																																																																																																																						
Raymar Morgan, f	6-6	2-2	3-3	2-4-6	4	17	0	1	2	27																																																																																																																																																																																																																																																																																																																																																																																																																																																						
Garrick Sherman, c	0-1	0-0	0-0	0-3-3	1	0	0	0	1	12																																																																																																																																																																																																																																																																																																																																																																																																																																																						
Chris Allen, g	4-11	4-7	0-0	0-2-2	0	12	3	1	0	27																																																																																																																																																																																																																																																																																																																																																																																																																																																						
Kalin Lucas, g	8-14	4-6	2-4	1-2-3	1	22	5	3	1	35																																																																																																																																																																																																																																																																																																																																																																																																																																																						
Draymond Green	2-9	0-1	0-0	1-7-8	3	4	3	1	2	31																																																																																																																																																																																																																																																																																																																																																																																																																																																						
Durrell Summers	4-9	1-4	0-0	1-2-3	1	9	1	2	0	30																																																																																																																																																																																																																																																																																																																																																																																																																																																						
Korie Lucious	0-6	0-4	0-0	0-0-0	1	0	3	1	0	19																																																																																																																																																																																																																																																																																																																																																																																																																																																						
Derrick Nix	0-0	0-0	1-2	0-0-0	0	1	0	0	0	5																																																																																																																																																																																																																																																																																																																																																																																																																																																						
Isaiah Dahliman	0-0	0-0	0-0	0-0-0	0	0	0	0	0	1																																																																																																																																																																																																																																																																																																																																																																																																																																																						
Team				3-0-3																																																																																																																																																																																																																																																																																																																																																																																																																																																												
<b>Totals</b>	<b>24-61</b>	<b>11-24</b>	<b>6-9</b>	<b>13-22-35</b>	<b>12</b>	<b>65</b>	<b>16</b>	<b>10</b>	<b>7</b>	<b>200</b>																																																																																																																																																																																																																																																																																																																																																																																																																																																						
Michigan State	FG	3FG	FT	O-D-R	PFPTS	A	T	B	S	MIN																																																																																																																																																																																																																																																																																																																																																																																																																																																						
Durrell Summers, g	4-9	0-4	2-2	3-7-10	2	10	5	2	0	34																																																																																																																																																																																																																																																																																																																																																																																																																																																						
Raymar Morgan, f	8-9	0-0	4-5	0-8-8	2	20	0	3	1	30																																																																																																																																																																																																																																																																																																																																																																																																																																																						
Delvon Roe, f	2-6	0-0	1-1	2-2-4	2	5	1	0	1	23																																																																																																																																																																																																																																																																																																																																																																																																																																																						
Kalin Lucas, g	5-14	2-5	0-2	0-2-2	1	12	3	2	0	35																																																																																																																																																																																																																																																																																																																																																																																																																																																						
Chris Allen, g	0-2	0-2	0-0	0-3-3	3	0	2	3	0	29																																																																																																																																																																																																																																																																																																																																																																																																																																																						
Draymond Green	5-6	0-0	0-1	2-5-7	3	10	3	4	1	25																																																																																																																																																																																																																																																																																																																																																																																																																																																						
Korie Lucious	0-1	0-1	0-0	1-1-2	0	0	1	4	0	17																																																																																																																																																																																																																																																																																																																																																																																																																																																						
Austin Thornton	0-1	0-0	0-0	0-1-1	1	0	0	0	0	5																																																																																																																																																																																																																																																																																																																																																																																																																																																						
Derrick Nix	0-1	0-0	0-0	1-0-1	0	0	0	0	0	1																																																																																																																																																																																																																																																																																																																																																																																																																																																						
Tom Herzog	0-0	0-0	0-0	0-0-0	0	0	0	0	0	0																																																																																																																																																																																																																																																																																																																																																																																																																																																						
Team				2-1-3																																																																																																																																																																																																																																																																																																																																																																																																																																																												
<b>Totals</b>	<b>24-48</b>	<b>2-12</b>	<b>7-11</b>	<b>11-30-41</b>	<b>14</b>	<b>57</b>	<b>15</b>	<b>18</b>	<b>3</b>	<b>200</b>																																																																																																																																																																																																																																																																																																																																																																																																																																																						
<b>Total FG%</b> 1st: 15-30 (50.0%) 2nd: 13-32 (40.6%) Game: 45.2% <b>3-Pt FG%</b> 1st: 2-7 (28.6%) 2nd: 1-5 (20.0%) Game: 25.0% <b>FThrow%</b> 1st: 3-7 (42.9%) 2nd: 8-10 (80.0%) Game: 64.7%			<b>Total FG%</b> 1st: 10-35 (28.6%) 2nd: 14-26 (53.8%) Game: 39.3% <b>3-Pt FG%</b> 1st: 4-13 (30.8%) 2nd: 7-11 (63.6%) Game: 45.8% <b>FThrow%</b> 1st: 2-3 (66.7%) 2nd: 4-6 (66.7%) Game: 66.7%			<b>Total FG%</b> 1st: 10-24 (41.7%) 2nd: 14-25 (56.0%) Game: 49.0% <b>3-Pt FG%</b> 1st: 0-5 (0.0%) 2nd: 2-7 (28.6%) Game: 16.7% <b>FThrow%</b> 1st: 5-5 (100%) 2nd: 2-6 (33.3%) Game: 63.6%																																																																																																																																																																																																																																																																																																																																																																																																																																																										
<table><tr><th>Iowa</th><th>FG</th><th>3FG</th><th>FT</th><th>O-D-R</th><th>PFPTS</th><th>A</th><th>T</th><th>B</th><th>S</th><th>MIN</th></tr><tr><td>Cully Payne, g</td><td>5-13</td><td>2-5</td><td>0-0</td><td>0-0-0</td><td>2</td><td>12</td><td>2</td><td>3</td><td>0</td><td>30</td></tr><tr><td>Matt Gatens, g</td><td>6-16</td><td>1-5</td><td>4-5</td><td>1-2-3</td><td>4</td><td>17</td><td>3</td><td>6</td><td>0</td><td>35</td></tr><tr><td>Aaron Fuller, f</td><td>4-7</td><td>1-1</td><td>4-6</td><td>2-7-9</td><td>3</td><td>13</td><td>3</td><td>2</td><td>1</td><td>35</td></tr><tr><td>Eric May, g</td><td>3-6</td><td>2-5</td><td>0-0</td><td>0-6-6</td><td>4</td><td>8</td><td>1</td><td>2</td><td>2</td><td>33</td></tr><tr><td>Jarrod Cole, f</td><td>4-5</td><td>0-0</td><td>2-2</td><td>3-4-7</td><td>4</td><td>10</td><td>0</td><td>0</td><td>0</td><td>25</td></tr><tr><td>Devan Bawinkel</td><td>0-2</td><td>0-2</td><td>0-0</td><td>0-0-0</td><td>0</td><td>0</td><td>1</td><td>0</td><td>0</td><td>9</td></tr><tr><td>Andrew Brommer</td><td>0-0</td><td>0-0</td><td>0-0</td><td>0-0-0</td><td>2</td><td>0</td><td>0</td><td>0</td><td>0</td><td>5</td></tr><tr><td>John Lickliter</td><td>0-5</td><td>0-5</td><td>0-0</td><td>0-0-0</td><td>0</td><td>0</td><td>1</td><td>1</td><td>0</td><td>16</td></tr><tr><td>Brennan Cougill</td><td>1-2</td><td>1-2</td><td>0-0</td><td>0-2-2</td><td>0</td><td>3</td><td>1</td><td>0</td><td>1</td><td>12</td></tr><tr><td>Team</td><td></td><td></td><td></td><td>4-2-6</td><td></td><td></td><td></td><td></td><td></td><td></td></tr><tr><td><b>Totals</b></td><td><b>23-56</b></td><td><b>7-25</b></td><td><b>10-13</b></td><td><b>10-23-33</b></td><td><b>19</b></td><td><b>63</b></td><td><b>12</b></td><td><b>14</b></td><td><b>4</b></td><td><b>200</b></td></tr></table>			Iowa	FG	3FG	FT	O-D-R	PFPTS	A	T	B	S	MIN	Cully Payne, g	5-13	2-5	0-0	0-0-0	2	12	2	3	0	30	Matt Gatens, g	6-16	1-5	4-5	1-2-3	4	17	3	6	0	35	Aaron Fuller, f	4-7	1-1	4-6	2-7-9	3	13	3	2	1	35	Eric May, g	3-6	2-5	0-0	0-6-6	4	8	1	2	2	33	Jarrod Cole, f	4-5	0-0	2-2	3-4-7	4	10	0	0	0	25	Devan Bawinkel	0-2	0-2	0-0	0-0-0	0	0	1	0	0	9	Andrew Brommer	0-0	0-0	0-0	0-0-0	2	0	0	0	0	5	John Lickliter	0-5	0-5	0-0	0-0-0	0	0	1	1	0	16	Brennan Cougill	1-2	1-2	0-0	0-2-2	0	3	1	0	1	12	Team				4-2-6							<b>Totals</b>	<b>23-56</b>	<b>7-25</b>	<b>10-13</b>	<b>10-23-33</b>	<b>19</b>	<b>63</b>	<b>12</b>	<b>14</b>	<b>4</b>	<b>200</b>	<table><tr><th>Minnesota</th><th>FG</th><th>3FG</th><th>FT</th><th>O-D-R</th><th>PFPTS</th><th>A</th><th>T</th><th>B</th><th>S</th><th>MIN</th></tr><tr><td>Damian Johnson, f</td><td>4-7</td><td>0-0</td><td>0-0</td><td>0-1-1</td><td>1</td><td>8</td><td>0</td><td>2</td><td>5</td><td>3</td><td>26</td></tr><tr><td>Ralph Sampson III, f</td><td>4-10</td><td>0-0</td><td>0-0</td><td>2-7-9</td><td>2</td><td>8</td><td>2</td><td>2</td><td>1</td><td>33</td></tr><tr><td>Blake Hoffarber, g</td><td>2-5</td><td>1-4</td><td>1-2</td><td>2-5-7</td><td>2</td><td>6</td><td>4</td><td>0</td><td>0</td><td>36</td></tr><tr><td>L. Westbrook, g</td><td>6-13</td><td>2-4</td><td>2-2</td><td>1-0-1</td><td>1</td><td>16</td><td>4</td><td>1</td><td>0</td><td>36</td></tr><tr><td>Devore Joseph, g</td><td>6-10</td><td>2-4</td><td>2-2</td><td>0-3-3</td><td>2</td><td>16</td><td>7</td><td>1</td><td>0</td><td>36</td></tr><tr><td>Justin Cobbs</td><td>1-2</td><td>0-0</td><td>0-0</td><td>1-1-1</td><td>0</td><td>2</td><td>0</td><td>2</td><td>0</td><td>1</td><td>4</td></tr><tr><td>Colton Iverson</td><td>1-1</td><td>0-0</td><td>0-1</td><td>1-2-3</td><td>0</td><td>2</td><td>0</td><td>0</td><td>0</td><td>7</td></tr><tr><td>Paul Carter</td><td>3-8</td><td>0-1</td><td>0-0</td><td>0-4-4</td><td>0</td><td>6</td><td>1</td><td>2</td><td>0</td><td>14</td></tr><tr><td>Devron Bostick</td><td>0-0</td><td>0-0</td><td>0-0</td><td>0-0-0</td><td>0</td><td>0</td><td>1</td><td>0</td><td>1</td><td>4</td></tr><tr><td>Rodney Williams</td><td>0-0</td><td>0-0</td><td>0-0</td><td>0-0-0</td><td>0</td><td>0</td><td>0</td><td>0</td><td>1</td><td>4</td></tr><tr><td>Team</td><td></td><td></td><td></td><td>3-3-6</td><td></td><td></td><td></td><td></td><td></td><td></td></tr><tr><td><b>Totals</b></td><td><b>27-56</b></td><td><b>5-13</b></td><td><b>5-7</b></td><td><b>9-26-35</b></td><td><b>8</b></td><td><b>64</b></td><td><b>19</b></td><td><b>10</b></td><td><b>7</b></td><td><b>200</b></td></tr></table>			Minnesota	FG	3FG	FT	O-D-R	PFPTS	A	T	B	S	MIN	Damian Johnson, f	4-7	0-0	0-0	0-1-1	1	8	0	2	5	3	26	Ralph Sampson III, f	4-10	0-0	0-0	2-7-9	2	8	2	2	1	33	Blake Hoffarber, g	2-5	1-4	1-2	2-5-7	2	6	4	0	0	36	L. Westbrook, g	6-13	2-4	2-2	1-0-1	1	16	4	1	0	36	Devore Joseph, g	6-10	2-4	2-2	0-3-3	2	16	7	1	0	36	Justin Cobbs	1-2	0-0	0-0	1-1-1	0	2	0	2	0	1	4	Colton Iverson	1-1	0-0	0-1	1-2-3	0	2	0	0	0	7	Paul Carter	3-8	0-1	0-0	0-4-4	0	6	1	2	0	14	Devron Bostick	0-0	0-0	0-0	0-0-0	0	0	1	0	1	4	Rodney Williams	0-0	0-0	0-0	0-0-0	0	0	0	0	1	4	Team				3-3-6							<b>Totals</b>	<b>27-56</b>	<b>5-13</b>	<b>5-7</b>	<b>9-26-35</b>	<b>8</b>	<b>64</b>	<b>19</b>	<b>10</b>	<b>7</b>	<b>200</b>	<table><tr><th>Michigan</th><th>FG</th><th>3FG</th><th>FT</th><th>O-D-R</th><th>PFPTS</th><th>A</th><th>T</th><th>B</th><th>S</th><th>MIN</th></tr><tr><td>Zack Novak, g</td><td>2-9</td><td>1-7</td><td>2-2</td><td>5-1-6</td><td>1</td><td>7</td><td>1</td><td>1</td><td>0</td><td>37</td></tr><tr><td>Anthony Wright, g</td><td>1-4</td><td>1-3</td><td>0-0</td><td>0-1-1</td><td>1</td><td>3</td><td>0</td><td>0</td><td>0</td><td>7</td></tr><tr><td>DeShawn Sims, f</td><td>7-18</td><td>3-5</td><td>2-4</td><td>1-4-5</td><td>2</td><td>19</td><td>0</td><td>0</td><td>0</td><td>39</td></tr><tr><td>Stu Douglass, g</td><td>2-7</td><td>1-5</td><td>2-2</td><td>0-2-2</td><td>0</td><td>7</td><td>4</td><td>3</td><td>0</td><td>32</td></tr><tr><td>Laval Lucas-Perry, g</td><td>0-4</td><td>0-3</td><td>0-0</td><td>0-2-2</td><td>2</td><td>0</td><td>2</td><td>0</td><td>0</td><td>26</td></tr><tr><td>Manny Harris</td><td>5-13</td><td>1-5</td><td>5-6</td><td>0-4-4</td><td>1</td><td>16</td><td>5</td><td>0</td><td>2</td><td>36</td></tr><tr><td>Darius Morris</td><td>1-2</td><td>0-1</td><td>0-0</td><td>0-1-1</td><td>1</td><td>2</td><td>2</td><td>0</td><td>0</td><td>22</td></tr><tr><td>Zack Gibson</td><td>1-1</td><td>0-0</td><td>0-0</td><td>0-1-1</td><td>2</td><td>2</td><td>0</td><td>0</td><td>0</td><td>1</td></tr><tr><td>Matt Vogrich</td><td>0-0</td><td>0-0</td><td>0-0</td><td>0-0-0</td><td>0</td><td>0</td><td>0</td><td>0</td><td>0</td><td>0+</td></tr><tr><td>Team</td><td></td><td></td><td></td><td>2-1-3</td><td></td><td></td><td></td><td></td><td></td><td></td></tr><tr><td><b>Totals</b></td><td><b>19-58</b></td><td><b>7-29</b></td><td><b>11-14</b></td><td><b>8-17-25</b></td><td><b>10</b></td><td><b>56</b></td><td><b>14</b></td><td><b>4</b></td><td><b>2</b></td><td><b>200</b></td></tr></table>			Michigan	FG	3FG	FT	O-D-R	PFPTS	A	T	B	S	MIN	Zack Novak, g	2-9	1-7	2-2	5-1-6	1	7	1	1	0	37	Anthony Wright, g	1-4	1-3	0-0	0-1-1	1	3	0	0	0	7	DeShawn Sims, f	7-18	3-5	2-4	1-4-5	2	19	0	0	0	39	Stu Douglass, g	2-7	1-5	2-2	0-2-2	0	7	4	3	0	32	Laval Lucas-Perry, g	0-4	0-3	0-0	0-2-2	2	0	2	0	0	26	Manny Harris	5-13	1-5	5-6	0-4-4	1	16	5	0	2	36	Darius Morris	1-2	0-1	0-0	0-1-1	1	2	2	0	0	22	Zack Gibson	1-1	0-0	0-0	0-1-1	2	2	0	0	0	1	Matt Vogrich	0-0	0-0	0-0	0-0-0	0	0	0	0	0	0+	Team				2-1-3							<b>Totals</b>	<b>19-58</b>	<b>7-29</b>	<b>11-14</b>	<b>8-17-25</b>	<b>10</b>	<b>56</b>	<b>14</b>	<b>4</b>	<b>2</b>	<b>200</b>																															
Iowa	FG	3FG	FT	O-D-R	PFPTS	A	T	B	S	MIN																																																																																																																																																																																																																																																																																																																																																																																																																																																						
Cully Payne, g	5-13	2-5	0-0	0-0-0	2	12	2	3	0	30																																																																																																																																																																																																																																																																																																																																																																																																																																																						
Matt Gatens, g	6-16	1-5	4-5	1-2-3	4	17	3	6	0	35																																																																																																																																																																																																																																																																																																																																																																																																																																																						
Aaron Fuller, f	4-7	1-1	4-6	2-7-9	3	13	3	2	1	35																																																																																																																																																																																																																																																																																																																																																																																																																																																						
Eric May, g	3-6	2-5	0-0	0-6-6	4	8	1	2	2	33																																																																																																																																																																																																																																																																																																																																																																																																																																																						
Jarrod Cole, f	4-5	0-0	2-2	3-4-7	4	10	0	0	0	25																																																																																																																																																																																																																																																																																																																																																																																																																																																						
Devan Bawinkel	0-2	0-2	0-0	0-0-0	0	0	1	0	0	9																																																																																																																																																																																																																																																																																																																																																																																																																																																						
Andrew Brommer	0-0	0-0	0-0	0-0-0	2	0	0	0	0	5																																																																																																																																																																																																																																																																																																																																																																																																																																																						
John Lickliter	0-5	0-5	0-0	0-0-0	0	0	1	1	0	16																																																																																																																																																																																																																																																																																																																																																																																																																																																						
Brennan Cougill	1-2	1-2	0-0	0-2-2	0	3	1	0	1	12																																																																																																																																																																																																																																																																																																																																																																																																																																																						
Team				4-2-6																																																																																																																																																																																																																																																																																																																																																																																																																																																												
<b>Totals</b>	<b>23-56</b>	<b>7-25</b>	<b>10-13</b>	<b>10-23-33</b>	<b>19</b>	<b>63</b>	<b>12</b>	<b>14</b>	<b>4</b>	<b>200</b>																																																																																																																																																																																																																																																																																																																																																																																																																																																						
Minnesota	FG	3FG	FT	O-D-R	PFPTS	A	T	B	S	MIN																																																																																																																																																																																																																																																																																																																																																																																																																																																						
Damian Johnson, f	4-7	0-0	0-0	0-1-1	1	8	0	2	5	3	26																																																																																																																																																																																																																																																																																																																																																																																																																																																					
Ralph Sampson III, f	4-10	0-0	0-0	2-7-9	2	8	2	2	1	33																																																																																																																																																																																																																																																																																																																																																																																																																																																						
Blake Hoffarber, g	2-5	1-4	1-2	2-5-7	2	6	4	0	0	36																																																																																																																																																																																																																																																																																																																																																																																																																																																						
L. Westbrook, g	6-13	2-4	2-2	1-0-1	1	16	4	1	0	36																																																																																																																																																																																																																																																																																																																																																																																																																																																						
Devore Joseph, g	6-10	2-4	2-2	0-3-3	2	16	7	1	0	36																																																																																																																																																																																																																																																																																																																																																																																																																																																						
Justin Cobbs	1-2	0-0	0-0	1-1-1	0	2	0	2	0	1	4																																																																																																																																																																																																																																																																																																																																																																																																																																																					
Colton Iverson	1-1	0-0	0-1	1-2-3	0	2	0	0	0	7																																																																																																																																																																																																																																																																																																																																																																																																																																																						
Paul Carter	3-8	0-1	0-0	0-4-4	0	6	1	2	0	14																																																																																																																																																																																																																																																																																																																																																																																																																																																						
Devron Bostick	0-0	0-0	0-0	0-0-0	0	0	1	0	1	4																																																																																																																																																																																																																																																																																																																																																																																																																																																						
Rodney Williams	0-0	0-0	0-0	0-0-0	0	0	0	0	1	4																																																																																																																																																																																																																																																																																																																																																																																																																																																						
Team				3-3-6																																																																																																																																																																																																																																																																																																																																																																																																																																																												
<b>Totals</b>	<b>27-56</b>	<b>5-13</b>	<b>5-7</b>	<b>9-26-35</b>	<b>8</b>	<b>64</b>	<b>19</b>	<b>10</b>	<b>7</b>	<b>200</b>																																																																																																																																																																																																																																																																																																																																																																																																																																																						
Michigan	FG	3FG	FT	O-D-R	PFPTS	A	T	B	S	MIN																																																																																																																																																																																																																																																																																																																																																																																																																																																						
Zack Novak, g	2-9	1-7	2-2	5-1-6	1	7	1	1	0	37																																																																																																																																																																																																																																																																																																																																																																																																																																																						
Anthony Wright, g	1-4	1-3	0-0	0-1-1	1	3	0	0	0	7																																																																																																																																																																																																																																																																																																																																																																																																																																																						
DeShawn Sims, f	7-18	3-5	2-4	1-4-5	2	19	0	0	0	39																																																																																																																																																																																																																																																																																																																																																																																																																																																						
Stu Douglass, g	2-7	1-5	2-2	0-2-2	0	7	4	3	0	32																																																																																																																																																																																																																																																																																																																																																																																																																																																						
Laval Lucas-Perry, g	0-4	0-3	0-0	0-2-2	2	0	2	0	0	26																																																																																																																																																																																																																																																																																																																																																																																																																																																						
Manny Harris	5-13	1-5	5-6	0-4-4	1	16	5	0	2	36																																																																																																																																																																																																																																																																																																																																																																																																																																																						
Darius Morris	1-2	0-1	0-0	0-1-1	1	2	2	0	0	22																																																																																																																																																																																																																																																																																																																																																																																																																																																						
Zack Gibson	1-1	0-0	0-0	0-1-1	2	2	0	0	0	1																																																																																																																																																																																																																																																																																																																																																																																																																																																						
Matt Vogrich	0-0	0-0	0-0	0-0-0	0	0	0	0	0	0+																																																																																																																																																																																																																																																																																																																																																																																																																																																						
Team				2-1-3																																																																																																																																																																																																																																																																																																																																																																																																																																																												
<b>Totals</b>	<b>19-58</b>	<b>7-29</b>	<b>11-14</b>	<b>8-17-25</b>	<b>10</b>	<b>56</b>	<b>14</b>	<b>4</b>	<b>2</b>	<b>200</b>																																																																																																																																																																																																																																																																																																																																																																																																																																																						
<b>Total FG%</b> 1st: 10-23 (43.5%) 2nd: 13-33 (39.4%) Game: 41.1% <b>3-Pt FG%</b> 1st: 1-10 (10.0%) 2nd: 6-15 (40.0%) Game: 28.0% <b>FThrow%</b> 1st: 2-3 (66.7%) 2nd: 8-10 (80.0%) Game: 76.9%			<b>Total FG%</b> 1st: 15-30 (50.0%) 2nd: 12-26 (46.2%) Game: 48.2% <b>3-Pt FG%</b> 1st: 4-10 (40.0%) 2nd: 1-3 (33.3%) Game: 38.5% <b>FThrow%</b> 1st: 0-1 (0.0%) 2nd: 5-6 (83.3%) Game: 71.4%			<b>Total FG%</b> 1st: 9-31 (29.0%) 2nd: 10-27 (37.0%) Game: 32.8% <b>3-Pt FG%</b> 1st: 2-14 (14.3%) 2nd: 5-15 (33.3%) Game: 24.1% <b>FThrow%</b> 1st: 7-8 (87.5%) 2nd: 4-6 (66.7%) Game: 78.6%																																																																																																																																																																																																																																																																																																																																																																																																																																																										
<b>Officials:</b> Steve Skiles, Dan Chrisman, Ted Valentine <b>Attendance:</b> 14,759 <b>Halftime Score:</b> MSU 35-23			<b>Officials:</b> Rick Hartzell, Ted Valentine, Glenn Maybroad <b>Attendance:</b> 14,625 <b>Halftime Score:</b> Minn 34-26			<b>Officials:</b> Jim Burr, Ed Corbett, Antonio Petty <b>Attendance:</b> 13,751 <b>Halftime Score:</b> Mich 27-25																																																																																																																																																																																																																																																																																																																																																																																																																																																										
<b>Record:</b> MSU 16-3 (6-0), Iowa 7-12 (1-5)			<b>Record:</b> MSU 17-3 (7-0), MINN 12-7 (3-4)			<b>Record:</b> MSU 18-3 (8-0), Mich. 10-10 (3-5)																																																																																																																																																																																																																																																																																																																																																																																																																																																										



# NCAA TOURNAMENT FINAL FOUR • APRIL 3 & 5, 2010



#5/5	MICHIGAN STATE	79
	NORTHWESTERN	70



#16/16	WISCONSIN	67
#5/5	MICHIGAN STATE	49



	ILLINOIS	78
#5/5	MICHIGAN STATE	73

## #22

Jan. 30, 2010 • East Lansing, Mich.  
Breslin Center

**Key Stat:** MSU FG% By Half  
1st - 37.5% (12-32); 2nd - 75.0% (15-20)

**Quotable:** "Believe it or not, I thought that was one of the more complete games we've played."  
- MSU coach Tom Izzo

**Key Moment:** Leading 30-28 at the half, Michigan State opened the second half with an 18-4 run over the first 7:13.

**Notes:** For the first time all season, Michigan State had two players score 20 or more points (Durrell Summers-24, Kalin Lucas-23) ... Durrell Summers' 24 points were the most by a Spartan this season ... Durrell Summers recorded his second straight double-double (24 points, 10 rebounds) and third of the season ... Michigan State hit 75 percent (15-of-20) of its second half shots, the best percentage in any half this season ... The Spartans committed just nine turnovers, a season low for MSU in league play ... Michigan State shot just 37.5 percent (12-of-32) in the first half, but grabbed 12 offensive rebounds, compared to just 9 defensive boards for Northwestern ... John Shurna's 31 points marked the most scored by any Spartan opponent this season ... Michigan State opened both halves with alley-oop dunks to Durrell Summers from Chris Allen ... Michigan State improved to 5-0 at home on Tom Izzo's birthday.

Michigan State	FG	3FG	FT	O-D-R	PFPTS	A	TO	B	S	MIN
Kalin Lucas, g	6-11	1-4	10-12	0-1-1	1	23	4	0	0	36
Raymar Morgan, f	0-5	0-1	0-0	2-1-3	5	0	0	2	1	16
Chris Allen, g	3-9	0-3	0-0	2-2-4	1	6	4	1	0	32
Delvon Roe, f	4-4	0-0	5-7	1-3-4	4	13	0	0	3	21
Durrell Summers, g	9-13	2-4	4-7	4-6-10	3	24	2	1	0	31
Austin Thornton	0-1	0-0	0-0	1-0-1	0	0	0	1	0	1
Mike Kebler	0-0	0-0	0-0	0-0-0	0	0	0	0	0	0+
Isaiah Dahlan	0-0	0-0	0-0	0-0-0	0	0	0	0	0	1
Draymond Green	4-6	0-1	1-3	3-8-11	2	9	4	1	1	28
Korie Lucious	0-2	0-2	2-0	0-0-0	1	2	4	2	0	21
Garrick Sherman	1-1	0-0	0-0	0-1-1	1	2	0	1	1	8
Derrick Nix	0-0	0-0	0-0	0-0-0	2	0	1	0	0	5
Team			0-2-2							
<b>Totals</b>	<b>27-52</b>	<b>3-15</b>	<b>22-31</b>	<b>13-24-37</b>	<b>20</b>	<b>79</b>	<b>19</b>	<b>9</b>	<b>2</b>	<b>200</b>

**Total FG%** 1st: 12-32 (37.5%) 2nd: 15-20 (75.0%) Game: 51.9%  
**3-Pt FG%** 1st: 1-11 (9.1%) 2nd: 2-4 (50.0%) Game: 20.0%  
**F Throw%** 1st: 5-7 (71.4%) 2nd: 17-24 (70.8%) Game: 71.0%

Northwestern	FG	3FG	FT	O-D-R	PFPTS	A	TO	B	S	MIN
Drew Crawford, g	3-9	2-5	4-4	1-3-4	2	12	2	3	0	28
Luka Mirkovic, c	2-4	0-0	0-0	1-0-1	5	4	2	3	0	19
Michael Thompson, g	2-8	1-5	2-2	0-1-1	5	7	2	2	0	39
Jeremy Nash, g	3-5	2-2	4-5	0-4-4	3	12	3	0	1	38
John Shurna, f	11-23	6-13	3-4	3-3-6	4	31	1	1	1	38
Mike Capocci	2-2	0-0	0-0	0-2-2	3	4	0	0	0	9
Alex Marcobullio	0-2	0-2	0-0	1-1-2	1	0	0	0	0	8
Daide Curletti	0-1	0-0	0-0	0-3-3	4	0	4	2	0	18
Kyle Rowley	0-0	0-0	0-0	0-1-1	0	0	0	0	0	3
Team			3-0-3							
<b>Totals</b>	<b>23-54</b>	<b>11-27</b>	<b>13-15</b>	<b>9-18-27</b>	<b>27</b>	<b>70</b>	<b>14</b>	<b>11</b>	<b>2</b>	<b>200</b>

**Total FG%** 1st: 11-24 (45.8%) 2nd: 12-30 (40.0%) Game: 42.5%  
**3-Pt FG%** 1st: 4-11 (36.4%) 2nd: 7-16 (43.8%) Game: 40.7%  
**F Throw%** 1st: 2-3 (66.7%) 2nd: 11-12 (91.7%) Game: 86.7%

**Officials:** Dan Chrisman, Mike Wood, Peter Juzenas  
**Attendance:** 14,759  
**Halftime Score:** MSU 30-28

**Record:** MSU 19-3 (9-0), NU 14-7 (3-6)

## #23

Feb. 2, 2010 • Madison, Wis.  
Kohl Center

**Key Stat:** Points Off Turnovers  
MSU - 4; WIS - 17

**Quotable:** "I told a lot of people we're not going to go undefeated, and now, we've got to bounce back, because the road doesn't get any easier."  
- MSU coach Tom Izzo

**Key Moment:** After trailing by as many as 17 points, Michigan State pulled within nine points with 11:57 left. The Spartans had possession of the ball, but turned it over in transition. Wisconsin then missed two straight shots, but grabbed offensive rebounds and eventually scored to go up 11. On MSU's next possession, Kalin Lucas missed a jumper and was injured on the play, missing the remainder of the contest.

**Notes:** Kalin Lucas sprained his ankle at the 10:47 mark of the second half and did not return ... Wisconsin out-scored MSU, 27-6, on 3-pointers ... Wisconsin was the first team to shoot better than 50 percent from the field against Michigan State in conference play ... Michigan State scored a season-low 49 points ... Durrell Summers was the only Spartan in double figures with 11 points, marking his third straight double-figure scoring game ... Michigan State and Wisconsin were even on the boards in the first half, but the Spartans held a 19-12 margin in the second half ... Wisconsin native Korie Lucious scored nine points for MSU, a season high in a Big Ten game.

Michigan State	FG	3FG	FT	O-D-R	PFPTS	A	TO	B	S	MIN
Raymar Morgan, f	1-4	0-1	6-9	4-6-10	4	8	0	2	0	30
Delvon Roe, f	2-6	0-0	4-4	1-5-6	1	8	0	0	1	21
Kalin Lucas, g	3-9	0-0	1-1	0-2-2	3	7	2	2	0	22
Chris Allen, g	0-3	0-1	0-0	1-1-2	2	0	1	1	1	29
Durrell Summers, g	4-8	1-3	2-2	2-1-3	1	11	2	1	0	34
Austin Thornton	0-2	0-0	0-0	0-0-0	0	0	0	0	0	2
Isaiah Dahlan	0-0	0-0	0-0	1-0-1	0	0	0	0	1	2
Draymond Green	3-6	0-0	0-0	2-3-5	1	6	1	3	0	27
Korie Lucious	4-8	1-4	0-0	0-2-2	2	9	5	3	0	28
Garrick Sherman	0-0	0-0	0-0	0-0-0	1	0	0	1	0	5
Team			1-1-2							
<b>Totals</b>	<b>17-46</b>	<b>2-9</b>	<b>13-16</b>	<b>12-21-33</b>	<b>15</b>	<b>49</b>	<b>11</b>	<b>13</b>	<b>1</b>	<b>200</b>

**Total FG%** 1st: 9-22 (40.9%) 2nd: 8-24 (33.3%) Game: 37.0%  
**3-Pt FG%** 1st: 0-1 (0.0%) 2nd: 2-8 (25.0%) Game: 22.2%  
**F Throw%** 1st: 5-7 (71.4%) 2nd: 8-9 (88.9%) Game: 81.3%

Wisconsin	FG	3FG	FT	O-D-R	PFPTS	A	TO	B	S	MIN
Tim Jarmusz, f	1-1	1-1	0-0	1-3-4	3	3	1	0	0	22
Keaton Nankivill, f	5-8	1-4	0-0	1-4-5	1	11	3	1	1	38
Trevon Hughes, g	2-9	1-4	0-0	0-1-1	2	5	7	1	0	24
Jordan Taylor, g	6-16	3-8	2-3	3-1-4	2	17	4	1	0	40
Jason Bohannon, g	8-15	3-9	0-0	1-3-4	1	19	2	0	0	40
Ryan Evans	1-1	0-0	0-0	0-3-3	3	2	0	0	0	9
Mike Bruesewitz	0-0	0-0	0-0	0-0-0	0	0	0	0	0	3
Rob Wilson	5-5	0-0	1-1	1-3-4	2	10	0	2	1	24
Jared Berggren	0-0	0-0	0-0	0-0-0	0	0	0	0	0	0+
Team			1-0-1							
<b>Totals</b>	<b>28-55</b>	<b>9-26</b>	<b>2-4</b>	<b>8-18-26</b>	<b>14</b>	<b>67</b>	<b>17</b>	<b>5</b>	<b>2</b>	<b>200</b>

**Total FG%** 1st: 15-27 (55.6%) 2nd: 13-28 (46.4%) Game: 50.9%  
**3-Pt FG%** 1st: 6-15 (40.0%) 2nd: 3-11 (27.3%) Game: 34.6%  
**F Throw%** 1st: 2-4 (50.0%) 2nd: 0-0 (0.0%) Game: 50.0%

**Officials:** Ed Hightower, Tom O'Neill, Ted Valentine  
**Attendance:** 17,230  
**Halftime Score:** Wisc. 38-23

**Record:** MSU 19-4 (9-1), Wisc. 17-5 (7-3)

## #24

Feb. 6, 2010 • Champaign, Ill.  
Assembly Hall

**Key Stat:** Points Off Turnovers  
MSU - 11; UI - 20

**Quotable:** "We're on a two-game losing streak. We're facing adversity really for the first time this season, so we just have to bounce back and show what we're really made of."  
- MSU sophomore Draymond Green

**Key Moment:** The score was tied at 57 with 9:32 left and MSU had possession of the ball. A Raymar Morgan turnover, however, resulted in a Brandon Paul dunk. Demetri McCamey hit a 3-pointer on Illinois' next possession and after another MSU turnover, D.J. Richardson converted on a fast-break dunk, pushing UI's lead out to 64-57.

**Notes:** Draymond Green grabbed a career-high 16 rebounds, marking the best effort by a Spartan in a Big Ten game since Andre Hutson collected 16 boards at Penn State in 2001 ... With 17 points and 16 boards, Green collected his fifth double-double of the year ... Michigan State played without Kalin Lucas, who missed the game with an ankle injury ... MSU shot 54.5 percent from the field, but allowed Illinois to shoot 52.5 percent ... Nine different Spartans scored in the first half ... Mike Kebler played a career-best tying five minutes, dishing out two assists against no turnovers in Kalin Lucas' absence ... After going scoreless in two of his last three games, and scoring just six points combined, Chris Allen scored 15 points on 5-of-8 shooting, including 4-of-6 3-pointers.

Michigan State	FG	3FG	FT	O-D-R	PFPTS	A	TO	B	S	MIN
Raymar Morgan, f	3-6	0-0	2-2	2-1-3	1	8	3	3	0	34
Delvon Roe, f	3-4	0-0	2-4	0-2-2	2	8	0	0	0	20
Derrick Nix, c	0-1	0-0	0-0	0-0-0	2	0	0	0	0	4
Chris Allen, g	5-8	4-6	1-2	0-2-2	4	15	1	4	0	26
Durrell Summers, g	5-13	1-5	0-0	0-3-3	3	11	2	0	0	31
Austin Thornton	1-1	0-0	0-0	2-1-3	0	2	0	1	0	4
Mike Kebler	0-0	0-0	0-0	0-0-0	0	2	0	0	0	5
Isaiah Dahlan	1-1	0-0	0-0	0-0-0	0	2	0	0	0	2
Draymond Green	7-9	0-0	3-4	6-10-16	4	17	3	3	1	29
Korie Lucious	1-5	1-5	1-2	1-3-4	2	4	3	6	0	20
Garrick Sherman	3-5	0-0	0-0	0-1-1	1	6	0	1	0	15
Team			0-0-0							
<b>Totals</b>	<b>29-53</b>	<b>6-16</b>	<b>9-14</b>	<b>11-23-34</b>	<b>19</b>	<b>73</b>	<b>14</b>	<b>18</b>	<b>1</b>	<b>200</b>

**Total FG%** 1st: 15-27 (55.6%) 2nd: 14-26 (53.8%) Game: 54.7%  
**3-Pt FG%** 1st: 2-6 (33.3%) 2nd: 4-10 (40.0%) Game: 37.5%  
**F Throw%** 1st: 2-4 (50.0%) 2nd: 7-10 (70.0%) Game: 64.3%




Illinois	FG	3FG	FT	O-D-R	PFPTS	A	TO	B	S	MIN
Bill Cole, f	1-1	0-0	0-0	0-0-0	1	2	1	2	1	19
Tyler Griffey, f	2-4	0-2	2-2	0-1-1	2	6	0	0	0	12
Mike Tisdale, c	3-6	0-0	0-0	3-5-8	3	6	1	2	1	34
D.J. Richardson, g	4-10	2-5	4-6	0-1-1	2	14	2	1	0	32
Demetri McCamey, g	8-12	6-9	0-2	0-2-2	3	22	11	2	0	39
Brandon Paul	4-10	0-2	0-2	3-3-6	1	8	1	1	0	11
Jeff Jordan	1-1	0-0	0-0	0-1-1	0	2	1	0	0	21
Dominique Keller	1-2	0-0	0-0	0-0-0	0	2	0	0	0	4
Mike Davis	7-13	0-0	2-2	1-1-2	1	16	0	1	2	29
Team			3-0-3							
<b>Totals</b>	<b>31-58</b>	<b>8-18</b>	<b>8-14</b>	<b>10-14-24</b>	<b>13</b>	<b>78</b>	<b>17</b>	<b>10</b>	<b>4</b>	<b>200</b>

**Total FG%** 1st: 14-27 (51.9%) 2nd: 17-32 (53.1%) Game: 52.5%  
**3-Pt FG%** 1st: 4-9 (44.4%) 2nd: 4-9 (44.4%) Game: 44.4%  
**F Throw%** 1st: 3-4 (75.0%) 2nd: 5-10 (50.0%) Game: 57.1%

**Officials:** Mike Sanzere, Curtis Shaw, Brad Pressentin  
**Attendance:** 16,618  
**Halftime Score:** Ill. 35-34

**Record:** MSU 19-5 (9-2), ILL 16-8 (8-3)

# NCAA TOURNAMENT FINAL FOUR • APRIL 3 & 5, 2010

	#6/6 PURDUE	76		#10/10 MICHIGAN STATE	65		#11/11 MICHIGAN STATE	72																																																																																																																																																																																																																																																																																																																																																																																																																																																																																																				
	#10/10 MICHIGAN STATE	64		PENN STATE	54		INDIANA	58																																																																																																																																																																																																																																																																																																																																																																																																																																																																																																				
#25 Feb. 9, 2010 • East Lansing, Mich. Breslin Center			#26 Feb. 13, 2010 • University Park, Pa. Bryce Jordan Center			#27 Feb. 16, 2010 • Bloomington, Ind. Assembly Hall																																																																																																																																																																																																																																																																																																																																																																																																																																																																																																						
<b>Key Stat:</b> Field-Goal Percentage MSU - 32.1%; PU - 56.8%			<b>Key Stat:</b> Offensive Rebounds MSU - 12; PSU - 4			<b>Key Stat:</b> First-Half FG Percentage MSU - 63.0%; IU - 29.2%																																																																																																																																																																																																																																																																																																																																																																																																																																																																																																						
<b>Quotable:</b> "After losing three games, it's kind of mind-boggling that we are still in first place. We are, and it's something positive to look at, but we also know there's no more room for error at all." - MSU sophomore Draymond Green			<b>Quotable:</b> "It's hard to play well against good teams without your quarterback. And our quarterback might have played his best game of the year" - MSU coach Tom Izzo on Kalin Lucas			<b>Quotable:</b> "But I think we can make some progress, I think we're making some progress with our chemistry on our team. And when you have a lot of guys contributing that means a lot of guys are pulling for one another." - MSU coach Tom Izzo																																																																																																																																																																																																																																																																																																																																																																																																																																																																																																						
<b>Key Moment:</b> Michigan State had trimmed an 18-point 2nd-half deficit all the way down to a three on a 3-pointer by Chris Allen with 4:34 left. E'Twaun Moore responded with a 3-pointer of his own, sparking a 9-0 run.			<b>Key Moment:</b> Penn State rallied from a nine-point second-half deficit to take a 46-44 lead. MSU responded with a 13-0 run, forcing five straight PSU misses and four turnovers, including two shot-clock violations.			<b>Key Moment:</b> MSU held a 36-30 lead with 2:27 left in the first half, but Summers, Morgan, Green, Lucas and Allen were all on the bench with two fouls. The Spartans actually extended the lead to 40-30 at the half on baskets by Thornton and Roe.																																																																																																																																																																																																																																																																																																																																																																																																																																																																																																						
<b>Notes:</b> Kalin Lucas did not start, but played 29 minutes, including 17 in the second half, after missing the previous game at Illinois with an ankle injury ... Purdue's .568 field-goal percentage was the best by any Spartan opponent at the Breslin Center this season ... Michigan State shot a season-low 32.1 percent from the field, including just 25.0 percent in the second half ... Michigan State trailed by 14 at halftime and by as many as 18 in the second half, but cut the Purdue advantage to three points with 4:34 remaining ... Purdue took control of the game with a 13-0 run over a five minute span midway through the first half ... Chris Allen played a career-high 34 minutes, scoring 21 points on 7-of-13 shooting, including 4-of-7 from 3-point range.			<b>Notes:</b> In his first start since Feb. 2 when he sprained his ankle at Wisconsin, Kalin Lucas scored a season-high 24 points, hitting 10-of-15 shots, adding six assists and three steals ... After allowing three straight opponents to shoot better than 50 percent from the field, Michigan State's defense held Penn State to 40.9 percent shooting, improving to 16-0 when an opponent shoots below 41 percent ... Michigan State recorded its 11th 20-win season in the last 13 years ... For the second straight game, Michigan State committed just nine turnovers ... Mike Kebler played a career-high 13 minutes, providing a defensive spark off the bench ... Korie Lucious did not make the trip to University Park because of academic obligations he failed to meet ... Michigan State's defense held Penn State without a point from the 12:23 mark of the second half until 5:54 remained in the game, going on a 13-0 run ... Michigan State's defense forced three shot-clock violations.			<b>Notes:</b> Tom Izzo coached his 500th game at Michigan State ... Indiana did not score a field goal in the final 10:15 of the half, but did hit 13 of 14 free throw attempts over that same stretch. For the game, IU shot 25-of-28 at the foul line, compared to just 5-of-10 for MSU, which did not attempt a second-half free throw ... Raymar Morgan scored in double figures after five straight games in single digits ... After hitting 1-of-20 shots in his previous two games combined, Draymond Green hit all five field goal attempts, finishing with a team-high 14 points ... Delvon Roe dished out a career-best five assists, while committing zero turnovers ... MSU recorded just eight turnovers, marking its third straight game in single digits, and a season low for a conference game ... MSU shot a season-best 59.3 percent from the field, including 63.0 percent in the first half.																																																																																																																																																																																																																																																																																																																																																																																																																																																																																																						
<table><tr><th>Michigan State</th><th>FG</th><th>3FG</th><th>FT</th><th>O-D-R</th><th>PFPTS</th><th>A</th><th>T</th><th>B</th><th>S</th><th>MIN</th></tr><tr><td>Raymar Morgan, f</td><td>2-7</td><td>0-1</td><td>2-3</td><td>2-3-5</td><td>2</td><td>6</td><td>1</td><td>1</td><td>0</td><td>30</td></tr><tr><td>Chris Allen, g</td><td>7-13</td><td>4-7</td><td>3-3</td><td>1-3-4</td><td>3</td><td>21</td><td>0</td><td>1</td><td>0</td><td>34</td></tr><tr><td>Delvon Roe, f</td><td>1-3</td><td>0-0</td><td>3-3</td><td>0-2-2</td><td>3</td><td>5</td><td>2</td><td>1</td><td>0</td><td>23</td></tr><tr><td>Durrell Summers, g</td><td>0-2</td><td>0-2</td><td>2-2</td><td>2-0-2</td><td>1</td><td>2</td><td>1</td><td>1</td><td>0</td><td>16</td></tr><tr><td>Korie Lucious, g</td><td>4-11</td><td>1-6</td><td>0-0</td><td>1-1-2</td><td>4</td><td>9</td><td>2</td><td>1</td><td>0</td><td>28</td></tr><tr><td>Kalin Lucas</td><td>2-6</td><td>0-3</td><td>8-11</td><td>1-0-1</td><td>1</td><td>12</td><td>1</td><td>1</td><td>0</td><td>29</td></tr><tr><td>Austin Thornton</td><td>0-0</td><td>0-0</td><td>0-0</td><td>1-1-2</td><td>0</td><td>0</td><td>0</td><td>0</td><td>0</td><td>7</td></tr><tr><td>Mike Kebler</td><td>0-0</td><td>0-0</td><td>0-0</td><td>0-0-0</td><td>0</td><td>0</td><td>0</td><td>0</td><td>0</td><td>3</td></tr><tr><td>Draymond Green</td><td>1-13</td><td>0-0</td><td>4-6</td><td>4-3-7</td><td>4</td><td>6</td><td>2</td><td>3</td><td>2</td><td>24</td></tr><tr><td>Garnick Sherman</td><td>1-1</td><td>0-0</td><td>0-0</td><td>0-0-0</td><td>2</td><td>2</td><td>0</td><td>0</td><td>0</td><td>4</td></tr><tr><td>Derrick Nix</td><td>0-0</td><td>0-0</td><td>1-2</td><td>0-0-0</td><td>0</td><td>1</td><td>0</td><td>0</td><td>0</td><td>2</td></tr><tr><td>Team</td><td></td><td></td><td>1-4-5</td><td></td><td></td><td></td><td></td><td></td><td></td><td></td></tr><tr><td><b>Totals</b></td><td><b>18-56</b></td><td><b>5-19</b></td><td><b>23-30</b></td><td><b>13-17-30</b></td><td><b>20</b></td><td><b>64</b></td><td><b>9</b></td><td><b>9</b></td><td><b>2</b></td><td><b>200</b></td></tr></table>			Michigan State	FG	3FG	FT	O-D-R	PFPTS	A	T	B	S	MIN	Raymar Morgan, f	2-7	0-1	2-3	2-3-5	2	6	1	1	0	30	Chris Allen, g	7-13	4-7	3-3	1-3-4	3	21	0	1	0	34	Delvon Roe, f	1-3	0-0	3-3	0-2-2	3	5	2	1	0	23	Durrell Summers, g	0-2	0-2	2-2	2-0-2	1	2	1	1	0	16	Korie Lucious, g	4-11	1-6	0-0	1-1-2	4	9	2	1	0	28	Kalin Lucas	2-6	0-3	8-11	1-0-1	1	12	1	1	0	29	Austin Thornton	0-0	0-0	0-0	1-1-2	0	0	0	0	0	7	Mike Kebler	0-0	0-0	0-0	0-0-0	0	0	0	0	0	3	Draymond Green	1-13	0-0	4-6	4-3-7	4	6	2	3	2	24	Garnick Sherman	1-1	0-0	0-0	0-0-0	2	2	0	0	0	4	Derrick Nix	0-0	0-0	1-2	0-0-0	0	1	0	0	0	2	Team			1-4-5								<b>Totals</b>	<b>18-56</b>	<b>5-19</b>	<b>23-30</b>	<b>13-17-30</b>	<b>20</b>	<b>64</b>	<b>9</b>	<b>9</b>	<b>2</b>	<b>200</b>	<table><tr><th>Michigan State</th><th>FG</th><th>3FG</th><th>FT</th><th>O-D-R</th><th>PFPTS</th><th>A</th><th>T</th><th>B</th><th>S</th><th>MIN</th></tr><tr><td>Raymar Morgan, f</td><td>2-8</td><td>0-0</td><td>0-0</td><td>2-4-6</td><td>4</td><td>4</td><td>1</td><td>1</td><td>2</td><td>26</td></tr><tr><td>Delvon Roe, f</td><td>3-4</td><td>0-0</td><td>0-1</td><td>1-2-3</td><td>1</td><td>6</td><td>2</td><td>2</td><td>1</td><td>19</td></tr><tr><td>Derrick Nix, c</td><td>2-2</td><td>0-0</td><td>0-0</td><td>0-4-4</td><td>1</td><td>4</td><td>0</td><td>1</td><td>1</td><td>10</td></tr><tr><td>Kalin Lucas, g</td><td>10-15</td><td>2-4</td><td>2-2</td><td>1-1-2</td><td>1</td><td>24</td><td>6</td><td>1</td><td>1</td><td>35</td></tr><tr><td>Chris Allen, g</td><td>5-8</td><td>4-6</td><td>0-1</td><td>0-3-3</td><td>1</td><td>14</td><td>3</td><td>0</td><td>0</td><td>31</td></tr><tr><td>Austin Thornton</td><td>0-0</td><td>0-0</td><td>0-0</td><td>0-0-0</td><td>1</td><td>0</td><td>0</td><td>0</td><td>0</td><td>4</td></tr><tr><td>Durrell Summers</td><td>3-9</td><td>1-3</td><td>2-2</td><td>1-3-4</td><td>1</td><td>9</td><td>0</td><td>1</td><td>0</td><td>28</td></tr><tr><td>Mike Kebler</td><td>0-1</td><td>0-0</td><td>0-0</td><td>0-0-0</td><td>2</td><td>0</td><td>1</td><td>0</td><td>0</td><td>13</td></tr><tr><td>Draymond Green</td><td>0-7</td><td>0-0</td><td>2-4</td><td>4-4-8</td><td>1</td><td>2</td><td>5</td><td>1</td><td>0</td><td>23</td></tr><tr><td>Garnick Sherman</td><td>1-1</td><td>0-0</td><td>0-0</td><td>1-1-2</td><td>2</td><td>2</td><td>0</td><td>2</td><td>0</td><td>11</td></tr><tr><td>Team</td><td></td><td></td><td>2-4-6</td><td></td><td></td><td></td><td></td><td></td><td></td><td></td></tr><tr><td><b>Totals</b></td><td><b>26-55</b></td><td><b>7-13</b></td><td><b>6-10</b></td><td><b>12-26-38</b></td><td><b>15</b></td><td><b>65</b></td><td><b>18</b></td><td><b>9</b></td><td><b>5</b></td><td><b>200</b></td></tr></table>			Michigan State	FG	3FG	FT	O-D-R	PFPTS	A	T	B	S	MIN	Raymar Morgan, f	2-8	0-0	0-0	2-4-6	4	4	1	1	2	26	Delvon Roe, f	3-4	0-0	0-1	1-2-3	1	6	2	2	1	19	Derrick Nix, c	2-2	0-0	0-0	0-4-4	1	4	0	1	1	10	Kalin Lucas, g	10-15	2-4	2-2	1-1-2	1	24	6	1	1	35	Chris Allen, g	5-8	4-6	0-1	0-3-3	1	14	3	0	0	31	Austin Thornton	0-0	0-0	0-0	0-0-0	1	0	0	0	0	4	Durrell Summers	3-9	1-3	2-2	1-3-4	1	9	0	1	0	28	Mike Kebler	0-1	0-0	0-0	0-0-0	2	0	1	0	0	13	Draymond Green	0-7	0-0	2-4	4-4-8	1	2	5	1	0	23	Garnick Sherman	1-1	0-0	0-0	1-1-2	2	2	0	2	0	11	Team			2-4-6								<b>Totals</b>	<b>26-55</b>	<b>7-13</b>	<b>6-10</b>	<b>12-26-38</b>	<b>15</b>	<b>65</b>	<b>18</b>	<b>9</b>	<b>5</b>	<b>200</b>	<table><tr><th>Michigan State</th><th>FG</th><th>3FG</th><th>FT</th><th>O-D-R</th><th>PFPTS</th><th>A</th><th>T</th><th>B</th><th>S</th><th>MIN</th></tr><tr><td>Raymar Morgan, f</td><td>5-8</td><td>0-1</td><td>0-0</td><td>0-3-3</td><td>2</td><td>10</td><td>0</td><td>0</td><td>1</td><td>24</td></tr><tr><td>Delvon Roe, f</td><td>3-4</td><td>0-0</td><td>0-0</td><td>3-1-4</td><td>3</td><td>6</td><td>5</td><td>0</td><td>1</td><td>26</td></tr><tr><td>Derrick Nix, c</td><td>3-4</td><td>0-0</td><td>0-0</td><td>0-3-3</td><td>0</td><td>6</td><td>0</td><td>0</td><td>0</td><td>10</td></tr><tr><td>Kalin Lucas, g</td><td>6-11</td><td>1-3</td><td>0-2</td><td>0-0-0</td><td>2</td><td>13</td><td>4</td><td>2</td><td>0</td><td>31</td></tr><tr><td>Chris Allen, g</td><td>4-8</td><td>2-5</td><td>0-0</td><td>1-0-1</td><td>3</td><td>10</td><td>0</td><td>1</td><td>0</td><td>24</td></tr><tr><td>Austin Thornton</td><td>1-1</td><td>0-0</td><td>0-0</td><td>0-1-1</td><td>0</td><td>2</td><td>0</td><td>0</td><td>0</td><td>4</td></tr><tr><td>Durrell Summers</td><td>3-5</td><td>0-1</td><td>1-2</td><td>0-1-1</td><td>5</td><td>7</td><td>0</td><td>1</td><td>0</td><td>19</td></tr><tr><td>Mike Kebler</td><td>0-1</td><td>0-0</td><td>0-0</td><td>0-0-0</td><td>1</td><td>0</td><td>0</td><td>1</td><td>0</td><td>8</td></tr><tr><td>Isaiah Dahlman</td><td>0-1</td><td>0-0</td><td>0-0</td><td>0-0-0</td><td>1</td><td>0</td><td>0</td><td>0</td><td>0</td><td>2</td></tr><tr><td>Draymond Green</td><td>5-5</td><td>0-0</td><td>4-6</td><td>3-1-4</td><td>4</td><td>14</td><td>3</td><td>3</td><td>0</td><td>19</td></tr><tr><td>Jon Crandell</td><td>0-0</td><td>0-0</td><td>0-0</td><td>0-0-0</td><td>0</td><td>0</td><td>0</td><td>0</td><td>0</td><td>1</td></tr><tr><td>Korie Lucious</td><td>0-4</td><td>0-1</td><td>0-0</td><td>2-0-3</td><td>0</td><td>1</td><td>0</td><td>0</td><td>0</td><td>19</td></tr><tr><td>Tom Herzog</td><td>1-1</td><td>0-0</td><td>0-0</td><td>0-0-0</td><td>0</td><td>2</td><td>0</td><td>0</td><td>0</td><td>2</td></tr><tr><td>Garnick Sherman</td><td>1-1</td><td>0-0</td><td>0-0</td><td>1-3-4</td><td>2</td><td>2</td><td>0</td><td>0</td><td>1</td><td>11</td></tr><tr><td>Team</td><td></td><td></td><td>1-0-1</td><td></td><td></td><td></td><td></td><td></td><td></td><td></td></tr><tr><td><b>Totals</b></td><td><b>32-54</b></td><td><b>3-11</b></td><td><b>5-10</b></td><td><b>11-13-24</b></td><td><b>26</b></td><td><b>72</b></td><td><b>13</b></td><td><b>8</b></td><td><b>3</b></td><td><b>200</b></td></tr></table>			Michigan State	FG	3FG	FT	O-D-R	PFPTS	A	T	B	S	MIN	Raymar Morgan, f	5-8	0-1	0-0	0-3-3	2	10	0	0	1	24	Delvon Roe, f	3-4	0-0	0-0	3-1-4	3	6	5	0	1	26	Derrick Nix, c	3-4	0-0	0-0	0-3-3	0	6	0	0	0	10	Kalin Lucas, g	6-11	1-3	0-2	0-0-0	2	13	4	2	0	31	Chris Allen, g	4-8	2-5	0-0	1-0-1	3	10	0	1	0	24	Austin Thornton	1-1	0-0	0-0	0-1-1	0	2	0	0	0	4	Durrell Summers	3-5	0-1	1-2	0-1-1	5	7	0	1	0	19	Mike Kebler	0-1	0-0	0-0	0-0-0	1	0	0	1	0	8	Isaiah Dahlman	0-1	0-0	0-0	0-0-0	1	0	0	0	0	2	Draymond Green	5-5	0-0	4-6	3-1-4	4	14	3	3	0	19	Jon Crandell	0-0	0-0	0-0	0-0-0	0	0	0	0	0	1	Korie Lucious	0-4	0-1	0-0	2-0-3	0	1	0	0	0	19	Tom Herzog	1-1	0-0	0-0	0-0-0	0	2	0	0	0	2	Garnick Sherman	1-1	0-0	0-0	1-3-4	2	2	0	0	1	11	Team			1-0-1								<b>Totals</b>	<b>32-54</b>	<b>3-11</b>	<b>5-10</b>	<b>11-13-24</b>	<b>26</b>	<b>72</b>	<b>13</b>	<b>8</b>	<b>3</b>	<b>200</b>
Michigan State	FG	3FG	FT	O-D-R	PFPTS	A	T	B	S	MIN																																																																																																																																																																																																																																																																																																																																																																																																																																																																																																		
Raymar Morgan, f	2-7	0-1	2-3	2-3-5	2	6	1	1	0	30																																																																																																																																																																																																																																																																																																																																																																																																																																																																																																		
Chris Allen, g	7-13	4-7	3-3	1-3-4	3	21	0	1	0	34																																																																																																																																																																																																																																																																																																																																																																																																																																																																																																		
Delvon Roe, f	1-3	0-0	3-3	0-2-2	3	5	2	1	0	23																																																																																																																																																																																																																																																																																																																																																																																																																																																																																																		
Durrell Summers, g	0-2	0-2	2-2	2-0-2	1	2	1	1	0	16																																																																																																																																																																																																																																																																																																																																																																																																																																																																																																		
Korie Lucious, g	4-11	1-6	0-0	1-1-2	4	9	2	1	0	28																																																																																																																																																																																																																																																																																																																																																																																																																																																																																																		
Kalin Lucas	2-6	0-3	8-11	1-0-1	1	12	1	1	0	29																																																																																																																																																																																																																																																																																																																																																																																																																																																																																																		
Austin Thornton	0-0	0-0	0-0	1-1-2	0	0	0	0	0	7																																																																																																																																																																																																																																																																																																																																																																																																																																																																																																		
Mike Kebler	0-0	0-0	0-0	0-0-0	0	0	0	0	0	3																																																																																																																																																																																																																																																																																																																																																																																																																																																																																																		
Draymond Green	1-13	0-0	4-6	4-3-7	4	6	2	3	2	24																																																																																																																																																																																																																																																																																																																																																																																																																																																																																																		
Garnick Sherman	1-1	0-0	0-0	0-0-0	2	2	0	0	0	4																																																																																																																																																																																																																																																																																																																																																																																																																																																																																																		
Derrick Nix	0-0	0-0	1-2	0-0-0	0	1	0	0	0	2																																																																																																																																																																																																																																																																																																																																																																																																																																																																																																		
Team			1-4-5																																																																																																																																																																																																																																																																																																																																																																																																																																																																																																									
<b>Totals</b>	<b>18-56</b>	<b>5-19</b>	<b>23-30</b>	<b>13-17-30</b>	<b>20</b>	<b>64</b>	<b>9</b>	<b>9</b>	<b>2</b>	<b>200</b>																																																																																																																																																																																																																																																																																																																																																																																																																																																																																																		
Michigan State	FG	3FG	FT	O-D-R	PFPTS	A	T	B	S	MIN																																																																																																																																																																																																																																																																																																																																																																																																																																																																																																		
Raymar Morgan, f	2-8	0-0	0-0	2-4-6	4	4	1	1	2	26																																																																																																																																																																																																																																																																																																																																																																																																																																																																																																		
Delvon Roe, f	3-4	0-0	0-1	1-2-3	1	6	2	2	1	19																																																																																																																																																																																																																																																																																																																																																																																																																																																																																																		
Derrick Nix, c	2-2	0-0	0-0	0-4-4	1	4	0	1	1	10																																																																																																																																																																																																																																																																																																																																																																																																																																																																																																		
Kalin Lucas, g	10-15	2-4	2-2	1-1-2	1	24	6	1	1	35																																																																																																																																																																																																																																																																																																																																																																																																																																																																																																		
Chris Allen, g	5-8	4-6	0-1	0-3-3	1	14	3	0	0	31																																																																																																																																																																																																																																																																																																																																																																																																																																																																																																		
Austin Thornton	0-0	0-0	0-0	0-0-0	1	0	0	0	0	4																																																																																																																																																																																																																																																																																																																																																																																																																																																																																																		
Durrell Summers	3-9	1-3	2-2	1-3-4	1	9	0	1	0	28																																																																																																																																																																																																																																																																																																																																																																																																																																																																																																		
Mike Kebler	0-1	0-0	0-0	0-0-0	2	0	1	0	0	13																																																																																																																																																																																																																																																																																																																																																																																																																																																																																																		
Draymond Green	0-7	0-0	2-4	4-4-8	1	2	5	1	0	23																																																																																																																																																																																																																																																																																																																																																																																																																																																																																																		
Garnick Sherman	1-1	0-0	0-0	1-1-2	2	2	0	2	0	11																																																																																																																																																																																																																																																																																																																																																																																																																																																																																																		
Team			2-4-6																																																																																																																																																																																																																																																																																																																																																																																																																																																																																																									
<b>Totals</b>	<b>26-55</b>	<b>7-13</b>	<b>6-10</b>	<b>12-26-38</b>	<b>15</b>	<b>65</b>	<b>18</b>	<b>9</b>	<b>5</b>	<b>200</b>																																																																																																																																																																																																																																																																																																																																																																																																																																																																																																		
Michigan State	FG	3FG	FT	O-D-R	PFPTS	A	T	B	S	MIN																																																																																																																																																																																																																																																																																																																																																																																																																																																																																																		
Raymar Morgan, f	5-8	0-1	0-0	0-3-3	2	10	0	0	1	24																																																																																																																																																																																																																																																																																																																																																																																																																																																																																																		
Delvon Roe, f	3-4	0-0	0-0	3-1-4	3	6	5	0	1	26																																																																																																																																																																																																																																																																																																																																																																																																																																																																																																		
Derrick Nix, c	3-4	0-0	0-0	0-3-3	0	6	0	0	0	10																																																																																																																																																																																																																																																																																																																																																																																																																																																																																																		
Kalin Lucas, g	6-11	1-3	0-2	0-0-0	2	13	4	2	0	31																																																																																																																																																																																																																																																																																																																																																																																																																																																																																																		
Chris Allen, g	4-8	2-5	0-0	1-0-1	3	10	0	1	0	24																																																																																																																																																																																																																																																																																																																																																																																																																																																																																																		
Austin Thornton	1-1	0-0	0-0	0-1-1	0	2	0	0	0	4																																																																																																																																																																																																																																																																																																																																																																																																																																																																																																		
Durrell Summers	3-5	0-1	1-2	0-1-1	5	7	0	1	0	19																																																																																																																																																																																																																																																																																																																																																																																																																																																																																																		
Mike Kebler	0-1	0-0	0-0	0-0-0	1	0	0	1	0	8																																																																																																																																																																																																																																																																																																																																																																																																																																																																																																		
Isaiah Dahlman	0-1	0-0	0-0	0-0-0	1	0	0	0	0	2																																																																																																																																																																																																																																																																																																																																																																																																																																																																																																		
Draymond Green	5-5	0-0	4-6	3-1-4	4	14	3	3	0	19																																																																																																																																																																																																																																																																																																																																																																																																																																																																																																		
Jon Crandell	0-0	0-0	0-0	0-0-0	0	0	0	0	0	1																																																																																																																																																																																																																																																																																																																																																																																																																																																																																																		
Korie Lucious	0-4	0-1	0-0	2-0-3	0	1	0	0	0	19																																																																																																																																																																																																																																																																																																																																																																																																																																																																																																		
Tom Herzog	1-1	0-0	0-0	0-0-0	0	2	0	0	0	2																																																																																																																																																																																																																																																																																																																																																																																																																																																																																																		
Garnick Sherman	1-1	0-0	0-0	1-3-4	2	2	0	0	1	11																																																																																																																																																																																																																																																																																																																																																																																																																																																																																																		
Team			1-0-1																																																																																																																																																																																																																																																																																																																																																																																																																																																																																																									
<b>Totals</b>	<b>32-54</b>	<b>3-11</b>	<b>5-10</b>	<b>11-13-24</b>	<b>26</b>	<b>72</b>	<b>13</b>	<b>8</b>	<b>3</b>	<b>200</b>																																																																																																																																																																																																																																																																																																																																																																																																																																																																																																		
<table><tr><td><b>Total FG%</b></td><td>1st: 11-28 (39.3%)</td><td>2nd: 7-28 (25.0%)</td><td>Game: 32.1%</td></tr><tr><td><b>3-Pt FG%</b></td><td>1st: 2-9 (22.2%)</td><td>2nd: 3-10 (30.0%)</td><td>Game: 26.3%</td></tr><tr><td><b>F Throw%</b></td><td>1st: 9-12 (75.0%)</td><td>2nd: 14-18 (77.8%)</td><td>Game: 76.7%</td></tr></table>			<b>Total FG%</b>	1st: 11-28 (39.3%)	2nd: 7-28 (25.0%)	Game: 32.1%	<b>3-Pt FG%</b>	1st: 2-9 (22.2%)	2nd: 3-10 (30.0%)	Game: 26.3%	<b>F Throw%</b>	1st: 9-12 (75.0%)	2nd: 14-18 (77.8%)	Game: 76.7%	<table><tr><td><b>Total FG%</b></td><td>1st: 13-29 (44.8%)</td><td>2nd: 13-26 (50.0%)</td><td>Game: 47.3%</td></tr><tr><td><b>3-Pt FG%</b></td><td>1st: 2-4 (50.0%)</td><td>2nd: 5-9 (55.6%)</td><td>Game: 53.8%</td></tr><tr><td><b>F Throw%</b></td><td>1st: 3-4 (75.0%)</td><td>2nd: 3-6 (50.0%)</td><td>Game: 60.0%</td></tr></table>			<b>Total FG%</b>	1st: 13-29 (44.8%)	2nd: 13-26 (50.0%)	Game: 47.3%	<b>3-Pt FG%</b>	1st: 2-4 (50.0%)	2nd: 5-9 (55.6%)	Game: 53.8%	<b>F Throw%</b>	1st: 3-4 (75.0%)	2nd: 3-6 (50.0%)	Game: 60.0%	<table><tr><td><b>Total FG%</b></td><td>1st: 17-27 (63.0%)</td><td>2nd: 15-27 (55.6%)</td><td>Game: 59.3%</td></tr><tr><td><b>3-Pt FG%</b></td><td>1st: 1-6 (16.7%)</td><td>2nd: 2-5 (40.0%)</td><td>Game: 27.3%</td></tr><tr><td><b>F Throw%</b></td><td>1st: 5-10 (50.0%)</td><td>2nd: 0-0 (0.0%)</td><td>Game: 50.0%</td></tr></table>			<b>Total FG%</b>	1st: 17-27 (63.0%)	2nd: 15-27 (55.6%)	Game: 59.3%	<b>3-Pt FG%</b>	1st: 1-6 (16.7%)	2nd: 2-5 (40.0%)	Game: 27.3%	<b>F Throw%</b>	1st: 5-10 (50.0%)	2nd: 0-0 (0.0%)	Game: 50.0%																																																																																																																																																																																																																																																																																																																																																																																																																																																																
<b>Total FG%</b>	1st: 11-28 (39.3%)	2nd: 7-28 (25.0%)	Game: 32.1%																																																																																																																																																																																																																																																																																																																																																																																																																																																																																																									
<b>3-Pt FG%</b>	1st: 2-9 (22.2%)	2nd: 3-10 (30.0%)	Game: 26.3%																																																																																																																																																																																																																																																																																																																																																																																																																																																																																																									
<b>F Throw%</b>	1st: 9-12 (75.0%)	2nd: 14-18 (77.8%)	Game: 76.7%																																																																																																																																																																																																																																																																																																																																																																																																																																																																																																									
<b>Total FG%</b>	1st: 13-29 (44.8%)	2nd: 13-26 (50.0%)	Game: 47.3%																																																																																																																																																																																																																																																																																																																																																																																																																																																																																																									
<b>3-Pt FG%</b>	1st: 2-4 (50.0%)	2nd: 5-9 (55.6%)	Game: 53.8%																																																																																																																																																																																																																																																																																																																																																																																																																																																																																																									
<b>F Throw%</b>	1st: 3-4 (75.0%)	2nd: 3-6 (50.0%)	Game: 60.0%																																																																																																																																																																																																																																																																																																																																																																																																																																																																																																									
<b>Total FG%</b>	1st: 17-27 (63.0%)	2nd: 15-27 (55.6%)	Game: 59.3%																																																																																																																																																																																																																																																																																																																																																																																																																																																																																																									
<b>3-Pt FG%</b>	1st: 1-6 (16.7%)	2nd: 2-5 (40.0%)	Game: 27.3%																																																																																																																																																																																																																																																																																																																																																																																																																																																																																																									
<b>F Throw%</b>	1st: 5-10 (50.0%)	2nd: 0-0 (0.0%)	Game: 50.0%																																																																																																																																																																																																																																																																																																																																																																																																																																																																																																									
<table><tr><th>Purdue</th><th>FG</th><th>3FG</th><th>FT</th><th>O-D-R</th><th>PFPTS</th><th>A</th><th>T</th><th>B</th><th>S</th><th>MIN</th></tr><tr><td>Chris Kramer, g</td><td>2-2</td><td>0-0</td><td>0-0</td><td>0-4-4</td><td>4</td><td>4</td><td>1</td><td>2</td><td>0</td><td>17</td></tr><tr><td>Robbie Hummel, f</td><td>5-8</td><td>1-4</td><td>4-4</td><td>1-4-5</td><td>4</td><td>15</td><td>5</td><td>1</td><td>0</td><td>34</td></tr><tr><td>Kelsey Barlow, g</td><td>0-0</td><td>0-0</td><td>4-5</td><td>0-4-4</td><td>1</td><td>4</td><td>1</td><td>0</td><td>0</td><td>25</td></tr><tr><td>JaJuan Johnson, f</td><td>8-15</td><td>0-0</td><td>3-4</td><td>1-6-7</td><td>1</td><td>19</td><td>0</td><td>3</td><td>3</td><td>36</td></tr><tr><td>E'Twaun Moore, g</td><td>8-14</td><td>4-8</td><td>5-5</td><td>0-3-3</td><td>3</td><td>25</td><td>6</td><td>4</td><td>0</td><td>35</td></tr><tr><td>Keaton Grant</td><td>1-2</td><td>0-1</td><td>4-4</td><td>1-0-1</td><td>4</td><td>6</td><td>2</td><td>1</td><td>1</td><td>19</td></tr><tr><td>Kyle Coleman</td><td>0-0</td><td>0-0</td><td>0-0</td><td>0-0-0</td><td>0</td><td>0</td><td>0</td><td>0</td><td>0</td><td>2</td></tr><tr><td>DJ Byrd</td><td>0-0</td><td>0-0</td><td>0-0</td><td>0-0-0</td><td>0</td><td>0</td><td>0</td><td>0</td><td>0</td><td>0+</td></tr><tr><td>Lewis Jackson</td><td>0-1</td><td>0-0</td><td>0-0</td><td>0-2-2</td><td>3</td><td>0</td><td>1</td><td>1</td><td>0</td><td>13</td></tr><tr><td>John Hart</td><td>1-2</td><td>1-1</td><td>0-0</td><td>0-1-1</td><td>2</td><td>3</td><td>0</td><td>2</td><td>0</td><td>16</td></tr><tr><td>Patrick Bade</td><td>0-0</td><td>0-0</td><td>0-0</td><td>0-0-0</td><td>1</td><td>0</td><td>0</td><td>0</td><td>0</td><td>3</td></tr><tr><td>Team</td><td></td><td></td><td>2-2-4</td><td></td><td></td><td></td><td></td><td></td><td></td><td></td></tr><tr><td><b>Totals</b></td><td><b>25-44</b></td><td><b>6-14</b></td><td><b>20-22</b></td><td><b>5-26-31</b></td><td><b>23</b></td><td><b>76</b></td><td><b>16</b></td><td><b>14</b></td><td><b>4</b></td><td><b>200</b></td></tr></table>			Purdue	FG	3FG	FT	O-D-R	PFPTS	A	T	B	S	MIN	Chris Kramer, g	2-2	0-0	0-0	0-4-4	4	4	1	2	0	17	Robbie Hummel, f	5-8	1-4	4-4	1-4-5	4	15	5	1	0	34	Kelsey Barlow, g	0-0	0-0	4-5	0-4-4	1	4	1	0	0	25	JaJuan Johnson, f	8-15	0-0	3-4	1-6-7	1	19	0	3	3	36	E'Twaun Moore, g	8-14	4-8	5-5	0-3-3	3	25	6	4	0	35	Keaton Grant	1-2	0-1	4-4	1-0-1	4	6	2	1	1	19	Kyle Coleman	0-0	0-0	0-0	0-0-0	0	0	0	0	0	2	DJ Byrd	0-0	0-0	0-0	0-0-0	0	0	0	0	0	0+	Lewis Jackson	0-1	0-0	0-0	0-2-2	3	0	1	1	0	13	John Hart	1-2	1-1	0-0	0-1-1	2	3	0	2	0	16	Patrick Bade	0-0	0-0	0-0	0-0-0	1	0	0	0	0	3	Team			2-2-4								<b>Totals</b>	<b>25-44</b>	<b>6-14</b>	<b>20-22</b>	<b>5-26-31</b>	<b>23</b>	<b>76</b>	<b>16</b>	<b>14</b>	<b>4</b>	<b>200</b>	<table><tr><th>Penn State</th><th>FG</th><th>3FG</th><th>FT</th><th>O-D-R</th><th>PFPTS</th><th>A</th><th>T</th><th>B</th><th>S</th><th>MIN</th></tr><tr><td>David Jackson, f</td><td>4-8</td><td>2-5</td><td>0-0</td><td>1-4-5</td><td>2</td><td>10</td><td>2</td><td>0</td><td>2</td><td>38</td></tr><tr><td>Jeff Brooks, f</td><td>2-5</td><td>0-1</td><td>0-0</td><td>1-5-6</td><td>1</td><td>4</td><td>1</td><td>2</td><td>0</td><td>23</td></tr><tr><td>Andrew Jones, f</td><td>1-2</td><td>0-0</td><td>0-0</td><td>0-5-5</td><td>0</td><td>2</td><td>0</td><td>0</td><td>0</td><td>30</td></tr><tr><td>Chris Babb, g</td><td>2-9</td><td>2-8</td><td>1-2</td><td>0-1-1</td><td>3</td><td>7</td><td>2</td><td>1</td><td>0</td><td>36</td></tr><tr><td>Talor Battle, g</td><td>9-16</td><td>7-11</td><td>5-8</td><td>1-4-5</td><td>3</td><td>30</td><td>5</td><td>2</td><td>0</td><td>37</td></tr><tr><td>Bill Edwards</td><td>0-0</td><td>0-0</td><td>0-0</td><td>0-0-0</td><td>0</td><td>0</td><td>0</td><td>0</td><td>0</td><td>3</td></tr><tr><td>Adam Hightberger</td><td>0-0</td><td>0-0</td><td>0-0</td><td>0-0-0</td><td>1</td><td>0</td><td>0</td><td>1</td><td>0</td><td>2</td></tr><tr><td>Tim Frazier</td><td>0-3</td><td>0-1</td><td>1-2</td><td>0-1-1</td><td>3</td><td>1</td><td>2</td><td>1</td><td>0</td><td>17</td></tr><tr><td>Cammeron Woodyard</td><td>0-1</td><td>0-0</td><td>0-0</td><td>0-0-0</td><td>1</td><td>0</td><td>0</td><td>0</td><td>0</td><td>4</td></tr><tr><td>Andrew Ott</td><td>0-0</td><td>0-0</td><td>0-0</td><td>0-0-0</td><td>0</td><td>0</td><td>0</td><td>1</td><td>1</td><td>10</td></tr><tr><td>Team</td><td></td><td></td><td>1-0-1</td><td></td><td></td><td></td><td></td><td></td><td></td><td></td></tr><tr><td><b>Totals</b></td><td><b>18-44</b></td><td><b>11-26</b></td><td><b>7-12</b></td><td><b>4-20-24</b></td><td><b>14</b></td><td><b>54</b></td><td><b>12</b></td><td><b>11</b></td><td><b>5</b></td><td><b>200</b></td></tr></table>			Penn State	FG	3FG	FT	O-D-R	PFPTS	A	T	B	S	MIN	David Jackson, f	4-8	2-5	0-0	1-4-5	2	10	2	0	2	38	Jeff Brooks, f	2-5	0-1	0-0	1-5-6	1	4	1	2	0	23	Andrew Jones, f	1-2	0-0	0-0	0-5-5	0	2	0	0	0	30	Chris Babb, g	2-9	2-8	1-2	0-1-1	3	7	2	1	0	36	Talor Battle, g	9-16	7-11	5-8	1-4-5	3	30	5	2	0	37	Bill Edwards	0-0	0-0	0-0	0-0-0	0	0	0	0	0	3	Adam Hightberger	0-0	0-0	0-0	0-0-0	1	0	0	1	0	2	Tim Frazier	0-3	0-1	1-2	0-1-1	3	1	2	1	0	17	Cammeron Woodyard	0-1	0-0	0-0	0-0-0	1	0	0	0	0	4	Andrew Ott	0-0	0-0	0-0	0-0-0	0	0	0	1	1	10	Team			1-0-1								<b>Totals</b>	<b>18-44</b>	<b>11-26</b>	<b>7-12</b>	<b>4-20-24</b>	<b>14</b>	<b>54</b>	<b>12</b>	<b>11</b>	<b>5</b>	<b>200</b>	<table><tr><th>Indiana</th><th>FG</th><th>3FG</th><th>FT</th><th>O-D-R</th><th>PFPTS</th><th>A</th><th>T</th><th>B</th><th>S</th><th>MIN</th></tr><tr><td>Christian Watford, f</td><td>4-9</td><td>0-1</td><td>6-8</td><td>5-1-6</td><td>1</td><td>14</td><td>0</td><td>4</td><td>1</td><td>32</td></tr><tr><td>Tom Pritchard, f</td><td>1-4</td><td>0-0</td><td>0-0</td><td>1-0-1</td><td>3</td><td>2</td><td>0</td><td>1</td><td>1</td><td>0</td></tr><tr><td>Jordan Hulls, g</td><td>2-7</td><td>1-5</td><td>0-0</td><td>1-0-1</td><td>1</td><td>5</td><td>0</td><td>1</td><td>0</td><td>30</td></tr><tr><td>Jeremiah Rivers, g</td><td>1-5</td><td>0-0</td><td>2-2</td><td>2-4-6</td><td>1</td><td>4</td><td>1</td><td>3</td><td>0</td><td>28</td></tr><tr><td>Verdell Jones III, g</td><td>4-9</td><td>1-3</td><td>11-12</td><td>1-3-4</td><td>1</td><td>20</td><td>2</td><td>3</td><td>0</td><td>35</td></tr><tr><td>Daniel Moore</td><td>0-1</td><td>0-1</td><td>2-2</td><td>0-2-2</td><td>2</td><td>2</td><td>0</td><td>1</td><td>0</td><td>10</td></tr><tr><td>Bobby Capobianco</td><td>1-1</td><td>1-1</td><td>0-0</td><td>1-2-3</td><td>2</td><td>3</td><td>0</td><td>0</td><td>0</td><td>15</td></tr><tr><td>Derek Elston</td><td>0-1</td><td>0-0</td><td>2-2</td><td>1-0-1</td><td>2</td><td>2</td><td>0</td><td>0</td><td>0</td><td>12</td></tr><tr><td>Devan Dumes</td><td>2-6</td><td>0-2</td><td>2-2</td><td>0-0-0</td><td>3</td><td>6</td><td>2</td><td>1</td><td>0</td><td>17</td></tr><tr><td>Tijan Jobe</td><td>0-0</td><td>0-0</td><td>0-0</td><td>0-0-0</td><td>1</td><td>0</td><td>0</td><td>1</td><td>0</td><td>1</td></tr><tr><td>Team</td><td></td><td></td><td>5-1-6</td><td></td><td></td><td></td><td></td><td></td><td></td><td></td></tr><tr><td><b>Totals</b></td><td><b>15-43</b></td><td><b>3-13</b></td><td><b>25-28</b></td><td><b>17-13-30</b></td><td><b>17</b></td><td><b>58</b></td><td><b>5</b></td><td><b>16</b></td><td><b>2</b></td><td><b>200</b></td></tr></table>			Indiana	FG	3FG	FT	O-D-R	PFPTS	A	T	B	S	MIN	Christian Watford, f	4-9	0-1	6-8	5-1-6	1	14	0	4	1	32	Tom Pritchard, f	1-4	0-0	0-0	1-0-1	3	2	0	1	1	0	Jordan Hulls, g	2-7	1-5	0-0	1-0-1	1	5	0	1	0	30	Jeremiah Rivers, g	1-5	0-0	2-2	2-4-6	1	4	1	3	0	28	Verdell Jones III, g	4-9	1-3	11-12	1-3-4	1	20	2	3	0	35	Daniel Moore	0-1	0-1	2-2	0-2-2	2	2	0	1	0	10	Bobby Capobianco	1-1	1-1	0-0	1-2-3	2	3	0	0	0	15	Derek Elston	0-1	0-0	2-2	1-0-1	2	2	0	0	0	12	Devan Dumes	2-6	0-2	2-2	0-0-0	3	6	2	1	0	17	Tijan Jobe	0-0	0-0	0-0	0-0-0	1	0	0	1	0	1	Team			5-1-6								<b>Totals</b>	<b>15-43</b>	<b>3-13</b>	<b>25-28</b>	<b>17-13-30</b>	<b>17</b>	<b>58</b>	<b>5</b>	<b>16</b>	<b>2</b>	<b>200</b>																																												
Purdue	FG	3FG	FT	O-D-R	PFPTS	A	T	B	S	MIN																																																																																																																																																																																																																																																																																																																																																																																																																																																																																																		
Chris Kramer, g	2-2	0-0	0-0	0-4-4	4	4	1	2	0	17																																																																																																																																																																																																																																																																																																																																																																																																																																																																																																		
Robbie Hummel, f	5-8	1-4	4-4	1-4-5	4	15	5	1	0	34																																																																																																																																																																																																																																																																																																																																																																																																																																																																																																		
Kelsey Barlow, g	0-0	0-0	4-5	0-4-4	1	4	1	0	0	25																																																																																																																																																																																																																																																																																																																																																																																																																																																																																																		
JaJuan Johnson, f	8-15	0-0	3-4	1-6-7	1	19	0	3	3	36																																																																																																																																																																																																																																																																																																																																																																																																																																																																																																		
E'Twaun Moore, g	8-14	4-8	5-5	0-3-3	3	25	6	4	0	35																																																																																																																																																																																																																																																																																																																																																																																																																																																																																																		
Keaton Grant	1-2	0-1	4-4	1-0-1	4	6	2	1	1	19																																																																																																																																																																																																																																																																																																																																																																																																																																																																																																		
Kyle Coleman	0-0	0-0	0-0	0-0-0	0	0	0	0	0	2																																																																																																																																																																																																																																																																																																																																																																																																																																																																																																		
DJ Byrd	0-0	0-0	0-0	0-0-0	0	0	0	0	0	0+																																																																																																																																																																																																																																																																																																																																																																																																																																																																																																		
Lewis Jackson	0-1	0-0	0-0	0-2-2	3	0	1	1	0	13																																																																																																																																																																																																																																																																																																																																																																																																																																																																																																		
John Hart	1-2	1-1	0-0	0-1-1	2	3	0	2	0	16																																																																																																																																																																																																																																																																																																																																																																																																																																																																																																		
Patrick Bade	0-0	0-0	0-0	0-0-0	1	0	0	0	0	3																																																																																																																																																																																																																																																																																																																																																																																																																																																																																																		
Team			2-2-4																																																																																																																																																																																																																																																																																																																																																																																																																																																																																																									
<b>Totals</b>	<b>25-44</b>	<b>6-14</b>	<b>20-22</b>	<b>5-26-31</b>	<b>23</b>	<b>76</b>	<b>16</b>	<b>14</b>	<b>4</b>	<b>200</b>																																																																																																																																																																																																																																																																																																																																																																																																																																																																																																		
Penn State	FG	3FG	FT	O-D-R	PFPTS	A	T	B	S	MIN																																																																																																																																																																																																																																																																																																																																																																																																																																																																																																		
David Jackson, f	4-8	2-5	0-0	1-4-5	2	10	2	0	2	38																																																																																																																																																																																																																																																																																																																																																																																																																																																																																																		
Jeff Brooks, f	2-5	0-1	0-0	1-5-6	1	4	1	2	0	23																																																																																																																																																																																																																																																																																																																																																																																																																																																																																																		
Andrew Jones, f	1-2	0-0	0-0	0-5-5	0	2	0	0	0	30																																																																																																																																																																																																																																																																																																																																																																																																																																																																																																		
Chris Babb, g	2-9	2-8	1-2	0-1-1	3	7	2	1	0	36																																																																																																																																																																																																																																																																																																																																																																																																																																																																																																		
Talor Battle, g	9-16	7-11	5-8	1-4-5	3	30	5	2	0	37																																																																																																																																																																																																																																																																																																																																																																																																																																																																																																		
Bill Edwards	0-0	0-0	0-0	0-0-0	0	0	0	0	0	3																																																																																																																																																																																																																																																																																																																																																																																																																																																																																																		
Adam Hightberger	0-0	0-0	0-0	0-0-0	1	0	0	1	0	2																																																																																																																																																																																																																																																																																																																																																																																																																																																																																																		
Tim Frazier	0-3	0-1	1-2	0-1-1	3	1	2	1	0	17																																																																																																																																																																																																																																																																																																																																																																																																																																																																																																		
Cammeron Woodyard	0-1	0-0	0-0	0-0-0	1	0	0	0	0	4																																																																																																																																																																																																																																																																																																																																																																																																																																																																																																		
Andrew Ott	0-0	0-0	0-0	0-0-0	0	0	0	1	1	10																																																																																																																																																																																																																																																																																																																																																																																																																																																																																																		
Team			1-0-1																																																																																																																																																																																																																																																																																																																																																																																																																																																																																																									
<b>Totals</b>	<b>18-44</b>	<b>11-26</b>	<b>7-12</b>	<b>4-20-24</b>	<b>14</b>	<b>54</b>	<b>12</b>	<b>11</b>	<b>5</b>	<b>200</b>																																																																																																																																																																																																																																																																																																																																																																																																																																																																																																		
Indiana	FG	3FG	FT	O-D-R	PFPTS	A	T	B	S	MIN																																																																																																																																																																																																																																																																																																																																																																																																																																																																																																		
Christian Watford, f	4-9	0-1	6-8	5-1-6	1	14	0	4	1	32																																																																																																																																																																																																																																																																																																																																																																																																																																																																																																		
Tom Pritchard, f	1-4	0-0	0-0	1-0-1	3	2	0	1	1	0																																																																																																																																																																																																																																																																																																																																																																																																																																																																																																		
Jordan Hulls, g	2-7	1-5	0-0	1-0-1	1	5	0	1	0	30																																																																																																																																																																																																																																																																																																																																																																																																																																																																																																		
Jeremiah Rivers, g	1-5	0-0	2-2	2-4-6	1	4	1	3	0	28																																																																																																																																																																																																																																																																																																																																																																																																																																																																																																		
Verdell Jones III, g	4-9	1-3	11-12	1-3-4	1	20	2	3	0	35																																																																																																																																																																																																																																																																																																																																																																																																																																																																																																		
Daniel Moore	0-1	0-1	2-2	0-2-2	2	2	0	1	0	10																																																																																																																																																																																																																																																																																																																																																																																																																																																																																																		
Bobby Capobianco	1-1	1-1	0-0	1-2-3	2	3	0	0	0	15																																																																																																																																																																																																																																																																																																																																																																																																																																																																																																		
Derek Elston	0-1	0-0	2-2	1-0-1	2	2	0	0	0	12																																																																																																																																																																																																																																																																																																																																																																																																																																																																																																		
Devan Dumes	2-6	0-2	2-2	0-0-0	3	6	2	1	0	17																																																																																																																																																																																																																																																																																																																																																																																																																																																																																																		
Tijan Jobe	0-0	0-0	0-0	0-0-0	1	0	0	1	0	1																																																																																																																																																																																																																																																																																																																																																																																																																																																																																																		
Team			5-1-6																																																																																																																																																																																																																																																																																																																																																																																																																																																																																																									
<b>Totals</b>	<b>15-43</b>	<b>3-13</b>	<b>25-28</b>	<b>17-13-30</b>	<b>17</b>	<b>58</b>	<b>5</b>	<b>16</b>	<b>2</b>	<b>200</b>																																																																																																																																																																																																																																																																																																																																																																																																																																																																																																		
<table><tr><td><b>Total FG%</b></td><td>1st: 15-23 (65.2%)</td><td>2nd: 10-21 (47.6%)</td><td>Game: 56.8%</td></tr><tr><td><b>3-Pt FG%</b></td><td>1st: 5-9 (55.6%)</td><td>2nd: 1-5 (20.0%)</td><td>Game: 42.9%</td></tr><tr><td><b>F Throw%</b></td><td>1st: 12-13 (92.3%)</td><td>2nd: 8-9 (88.9%)</td><td>Game: 90.9%</td></tr></table>			<b>Total FG%</b>	1st: 15-23 (65.2%)	2nd: 10-21 (47.6%)	Game: 56.8%	<b>3-Pt FG%</b>	1st: 5-9 (55.6%)	2nd: 1-5 (20.0%)	Game: 42.9%	<b>F Throw%</b>	1st: 12-13 (92.3%)	2nd: 8-9 (88.9%)	Game: 90.9%	<table><tr><td><b>Total FG%</b></td><td>1st: 7-21 (33.3%)</td><td>2nd: 11-23 (47.8%)</td><td>Game: 40.9%</td></tr><tr><td><b>3-Pt FG%</b></td><td>1st: 5-13 (38.5%)</td><td>2nd: 6-13 (46.2%)</td><td>Game: 42.3%</td></tr><tr><td><b>F Throw%</b></td><td>1st: 6-10 (60.0%)</td><td>2nd: 1-2 (50.0%)</td><td>Game: 58.3%</td></tr></table>			<b>Total FG%</b>	1st: 7-21 (33.3%)	2nd: 11-23 (47.8%)	Game: 40.9%	<b>3-Pt FG%</b>	1st: 5-13 (38.5%)	2nd: 6-13 (46.2%)	Game: 42.3%	<b>F Throw%</b>	1st: 6-10 (60.0%)	2nd: 1-2 (50.0%)	Game: 58.3%	<table><tr><td><b>Total FG%</b></td><td>1st: 7-24 (29.2%)</td><td>2nd: 8-19 (42.1%)</td><td>Game: 34.9%</td></tr><tr><td><b>3-Pt FG%</b></td><td>1st: 3-9 (33.3%)</td><td>2nd: 0-4 (0.0%)</td><td>Game: 23.1%</td></tr><tr><td><b>F Throw%</b></td><td>1st: 13-14 (92.9%)</td><td>2nd: 12-14 (85.7%)</td><td>Game: 89.3%</td></tr></table>			<b>Total FG%</b>	1st: 7-24 (29.2%)	2nd: 8-19 (42.1%)	Game: 34.9%	<b>3-Pt FG%</b>	1st: 3-9 (33.3%)	2nd: 0-4 (0.0%)	Game: 23.1%	<b>F Throw%</b>	1st: 13-14 (92.9%)	2nd: 12-14 (85.7%)	Game: 89.3%																																																																																																																																																																																																																																																																																																																																																																																																																																																																
<b>Total FG%</b>	1st: 15-23 (65.2%)	2nd: 10-21 (47.6%)	Game: 56.8%																																																																																																																																																																																																																																																																																																																																																																																																																																																																																																									
<b>3-Pt FG%</b>	1st: 5-9 (55.6%)	2nd: 1-5 (20.0%)	Game: 42.9%																																																																																																																																																																																																																																																																																																																																																																																																																																																																																																									
<b>F Throw%</b>	1st: 12-13 (92.3%)	2nd: 8-9 (88.9%)	Game: 90.9%																																																																																																																																																																																																																																																																																																																																																																																																																																																																																																									
<b>Total FG%</b>	1st: 7-21 (33.3%)	2nd: 11-23 (47.8%)	Game: 40.9%																																																																																																																																																																																																																																																																																																																																																																																																																																																																																																									
<b>3-Pt FG%</b>	1st: 5-13 (38.5%)	2nd: 6-13 (46.2%)	Game: 42.3%																																																																																																																																																																																																																																																																																																																																																																																																																																																																																																									
<b>F Throw%</b>	1st: 6-10 (60.0%)	2nd: 1-2 (50.0%)	Game: 58.3%																																																																																																																																																																																																																																																																																																																																																																																																																																																																																																									
<b>Total FG%</b>	1st: 7-24 (29.2%)	2nd: 8-19 (42.1%)	Game: 34.9%																																																																																																																																																																																																																																																																																																																																																																																																																																																																																																									
<b>3-Pt FG%</b>	1st: 3-9 (33.3%)	2nd: 0-4 (0.0%)	Game: 23.1%																																																																																																																																																																																																																																																																																																																																																																																																																																																																																																									
<b>F Throw%</b>	1st: 13-14 (92.9%)	2nd: 12-14 (85.7%)	Game: 89.3%																																																																																																																																																																																																																																																																																																																																																																																																																																																																																																									
<b>Officials:</b> Curtis Shaw, Jamie Luckie, Bert Smith <b>Attendance:</b> 14,759 <b>Halftime Score:</b> Purdue, 47-33  <b>Record:</b> MSU 19-6 (9-3), Purdue 20-3 (8-3)			<b>Officials:</b> Tim Higgins, John Hughes, Tim Hutchinson <b>Attendance:</b> 14,017 <b>Halftime Score:</b> Michigan State, 31-25  <b>Record:</b> MSU 20-6 (10-3), Penn State 8-16 (0-12)			<b>Officials:</b> Jim Burr, Rick Hartzell, Steve Olson <b>Attendance:</b> 16,075 <b>Halftime Score:</b> Michigan State, 40-30  <b>Record:</b> MSU 21-6 (11-3), Indiana 9-16 (3-10)																																																																																																																																																																																																																																																																																																																																																																																																																																																																																																						



# NCAA TOURNAMENT FINAL FOUR • APRIL 3 & 5, 2010



#9/12 OHIO STATE	74
#11/11 MICHIGAN STATE	67



#14/14 MICHIGAN STATE	53
#3/3 PURDUE	44



#11/12 MICHIGAN STATE	67
PENN STATE	65

## #28

Feb. 21, 2010 • East Lansing, Mich.  
Breslin Center

**Key Stat:** First-Half Field Goals  
MSU 9-27; OSU 16-36

**Quotable:** "And this team is still 21-7 and still has a chance to play with anybody in the country. And yet if you don't defend better and you don't rebound better, you're not winning anything that matters."  
- MSU coach Tom Izzo

**Key Moment:** Michigan State led 10-4 at the 15:42 mark. Ohio State bounced back with a 19-2 run over the next 7:27.

**Notes:** Raymar Morgan grabbed a season-high 14 rebounds, marking the most he has ever grabbed in a conference game ... Michigan State's bench contributed 18 points and 51 minutes, compared to four points and 16 minutes for Ohio State's one reserve ... For the first time all season, Michigan State was out-rebounded in a second-straight game. Ohio State's 41 rebounds were the most by a Spartan opponent this season ... Ohio State took control of the game with a 19-2 first-half run ... Michigan State trailed by as many as 14 points in the second half, but rallied to take a 62-61 lead, only to watch Ohio State answer with a 7-0 run ... Durrell Summers scored seven straight points to turn a 61-55 deficit into a 62-61 Spartan lead. Summers led MSU with 16 points for the game.

Michigan State	FG	3FG	FT	O-D-R	PFPTS	A	TO	B	S	MIN
Kalin Lucas, g	3-13	0-2	3-4	0-2-2	1	9	8	0	0	35
Raymar Morgan, f	3-7	0-0	3-4	5-9-14	4	9	1	3	1	30
Chris Allen, g	4-11	3-6	0-1	1-1-2	1	11	2	1	0	34
Delvon Roe, f	2-5	0-0	0-2	1-2-3	2	4	1	3	0	20
Durrell Summers, g	6-12	1-2	3-5	1-3-4	4	16	0	1	0	30
Mike Kebler	0-0	0-0	0-0	0-0-0	0	0	0	0	0	0+
Draymond Green	5-9	0-1	1-2	0-5-5	4	11	3	1	0	29
Korie Lucious	2-5	1-4	0-0	0-2-2	1	5	1	1	0	17
Garrick Sherman	1-1	0-0	0-0	0-0-0	0	2	0	0	0	3
Derrick Nix	0-0	0-0	0-0	0-0-0	0	0	0	0	0	2
Team				2-4-6						
<b>Totals</b>	<b>26-63</b>	<b>5-15</b>	<b>10-18</b>	<b>10-28-38</b>	<b>17</b>	<b>67</b>	<b>16</b>	<b>10</b>	<b>1</b>	<b>200</b>

<b>Total FG%</b>	1st: 9-27 (33.3%)	2nd: 17-36 (47.2%)	Game: 41.3%
<b>3-Pt FG%</b>	1st: 2-6 (33.3%)	2nd: 3-9 (33.3%)	Game: 33.3%
<b>F Throw%</b>	1st: 6-11 (54.5%)	2nd: 4-7 (57.1%)	Game: 55.6%

Ohio State	FG	3FG	FT	O-D-R	PFPTS	A	TO	B	S	MIN
Evan Turner, g	6-17	0-0	8-11	0-10-10	2	20	6	4	1	40
David Lighty, g	4-9	2-4	3-3	2-7-9	3	13	2	2	1	40
Jon Diebler, g	4-10	4-10	0-0	0-0-0	1	12	2	0	0	40
William Buford, g	5-12	1-3	6-8	2-8-10	3	17	3	1	0	40
Dallas Lauderdale, f	4-6	0-0	0-1	4-4-8	3	8	0	0	0	24
Kyle Madsen	2-5	0-0	0-0	1-0-1	5	4	0	1	0	16
Team				0-3-3						
<b>Totals</b>	<b>25-59</b>	<b>7-17</b>	<b>17-23</b>	<b>9-32-41</b>	<b>17</b>	<b>74</b>	<b>13</b>	<b>8</b>	<b>3</b>	<b>200</b>

<b>Total FG%</b>	1st: 16-36 (44.4%)	2nd: 9-23 (39.1%)	Game: 42.4%
<b>3-Pt FG%</b>	1st: 5-10 (50.0%)	2nd: 2-7 (28.6%)	Game: 41.2%
<b>F Throw%</b>	1st: 2-4 (50.0%)	2nd: 15-19 (78.9%)	Game: 73.3%

**Officials:** Jim Burr, Ed Hightower, Steve Olson  
**Attendance:** 14,759  
**Halftime Score:** Ohio State, 39-26

**Record:** MSU 21-7 (11-4), Ohio State 21-7 (11-4)

## #29

Feb. 28, 2010 • West Lafayette, Ind.  
Mackey Arena

**Key Stat:** Second-Half Field Goals  
MSU - 10-23 (43.5%); PUR - 6-22 (27.3%)

**Quotable:** "It was the prettiest ugly win I've ever had. Or the ugliest pretty win."  
- MSU coach Tom Izzo

**Key Moment:** MSU's eight-point lead had been cut to four in the final three minutes when JaJuan Johnson launched a deep jumper. MSU grabbed the rebound and worked the ball into Draymond Green on the post against Chris Kramer. Green missed the initial shot and the first put-back, but his second put-back gave MSU a 50-44 lead with 1:20.

**Notes:** MSU's win at No. 3 Purdue was the highest-ranked Big Ten opponent the Spartans have ever beaten on the road ... MSU's defense held Purdue to Spartan opponent season lows for points, field-goal percentage, 3-point field goals made and attempted, and field goals ... Draymond Green and Raymar Morgan recorded double-doubles vs. Purdue, marking just the second game all season that two Spartans have posted a double-double ... MSU grabbed 16 offensive rebounds vs. Purdue, compared to just 14 defensive boards for the Boilermakers ... Purdue grabbed just six offensive rebounds, including only one in the second half and two in the final 32 minutes of the game ... It was the first time MSU has had more rebounds than the opponent has had points since Dec. 19, 2007 (vs. San Jose State) ... In the first meeting of the season, JaJuan Johnson (19) and E'Twaun Moore (25) combined for 44 points on 16-of-29 shooting. At Purdue, they combined for 23 points on 7-of-27 shooting as the team totaled just 44 points.

Michigan State	FG	3FG	FT	O-D-R	PFPTS	A	TO	B	S	MIN
Kalin Lucas, g	3-8	0-3	2-2	1-1-2	2	8	1	8	0	34
Raymar Morgan, f	6-9	0-0	4-5	5-6-11	3	16	1	4	0	32
Chris Allen, g	0-2	0-0	2-2	2-6-8	2	2	2	1	0	29
Durrell Summers, g	3-8	2-2	0-0	2-2-4	1	8	0	3	0	31
Derrick Nix, c	3-6	0-0	1-1	0-2-2	0	7	1	1	0	9
Draymond Green	6-12	0-0	0-0	3-8-11	3	12	2	1	0	27
Delvon Roe	0-1	0-0	0-0	0-0-0	3	0	0	1	2	10
Korie Lucious	0-4	0-4	0-0	0-2-2	0	0	2	3	0	18
Austin Thornton	0-1	0-0	0-0	0-0-2	2	0	0	0	0	5
Garrick Sherman	0-1	0-0	0-0	0-2-2	1	0	0	0	1	4
Mike Kebler	0-0	0-0	0-0	0-0-0	0	0	0	0	0	1
Team				1-1-2						
<b>Totals</b>	<b>21-52</b>	<b>2-9</b>	<b>9-10</b>	<b>16-30-46</b>	<b>17</b>	<b>53</b>	<b>9</b>	<b>23</b>	<b>4</b>	<b>200</b>

<b>Total FG%</b>	1st: 11-29 (37.9%)	2nd: 10-23 (43.5%)	Game: 40.4%
<b>3-Pt FG%</b>	1st: 0-5 (0.0%)	2nd: 2-4 (50.0%)	Game: 22.2%
<b>F Throw%</b>	1st: 4-5 (80.0%)	2nd: 5-5 (100%)	Game: 90%

Purdue	FG	3FG	FT	O-D-R	PFPTS	A	TO	B	S	MIN
Chris Kramer, g	5-8	0-2	1-1	0-0-0	1	11	0	5	0	36
Keaton Grant, g	2-3	1-2	2-2	0-3-3	1	7	1	3	0	30
Kelsey Barlow, g	0-3	0-0	0-3	0-1-1	1	0	1	0	0	14
JaJuan Johnson, c	4-14	0-0	3-4	0-6-6	2	11	1	2	0	34
E'Twaun Moore, g	3-13	1-3	5-6	2-1-3	3	12	4	1	0	32
John Hart	0-3	0-1	0-0	0-0-0	2	0	0	0	0	10
Lewis Jackson	1-4	0-1	0-0	0-2-2	2	2	2	1	0	28
DJ Byrd	0-0	0-0	0-0	0-0-0	1	0	0	0	0	1
Patrick Bade	0-2	0-0	1-2	1-0-1	1	1	0	0	0	10
Ryne Smith	0-0	0-0	0-0	0-0-0	0	0	0	0	0	5
Team				3-1-4						
<b>Totals</b>	<b>15-50</b>	<b>2-9</b>	<b>12-18</b>	<b>6-14-20</b>	<b>14</b>	<b>44</b>	<b>9</b>	<b>12</b>	<b>0</b>	<b>200</b>

<b>Total FG%</b>	1st: 9-28 (32.1%)	2nd: 6-22 (27.3%)	Game: 30.0%
<b>3-Pt FG%</b>	1st: 2-5 (40.0%)	2nd: 0-4 (0.0%)	Game: 22.2%
<b>F Throw%</b>	1st: 8-12 (66.7%)	2nd: 4-6 (66.7%)	Game: 66.7%

**Officials:** Steve Welmer, Tom O'Neill, John Higgins  
**Attendance:** 14,123  
**Halftime Score:** Purdue, 28-26

**Record:** MSU 22-7 (12-4), Purdue 24-4 (12-4)

## #30

March 4, 2010 • East Lansing, Mich.  
Breslin Center

**Key Stat:** Bench Points  
MSU - 26; PSU - 1

**Quotable:** "Every time we went in we wanted to put Raymar at the high post and sometimes we put Draymond there. They made good decisions and we need our inside guys to make good decisions. I give a lot of credit to those two guys for how they kept it together."  
- MSU coach Tom Izzo

**Key Moment:** With MSU leading 64-62, PSU's David Jackson missed an open 3-pointer. The Spartans grabbed the rebound, but in the ensuing possession, Jackson stole a Durrell Summers pass and got it to Chris Babb. As Babb dribbled the ball up court, Kalin Lucas knocked it lose from behind. Summers eventually gained possession and got the ball to Draymond Green, who looked down court to Raymar Morgan, who was fouled with 12 seconds left. Morgan made both free throws to give MSU a 66-62 lead.

**Notes:** Michigan State out-rebounded the Big Ten's second-best rebounding team by a 39-26 margin ... The Spartans held a 14-5 edge on the offensive glass and did not allow an offensive rebound in the second half ... Led by 14 points from Draymond Green, Michigan State held a 26-1 edge in bench points ... With 16 points, Raymar Morgan became the fifth player in MSU history to total 1,500 points and 700 rebounds in his career ... After Penn State took a 58-56 lead, Raymar Morgan and Draymond Green scored MSU's next 10 points to take a 66-62 lead with 12 seconds left.

Michigan State	FG	3FG	FT	O-D-R	PFPTS	A	TO	B	S	MIN
Kalin Lucas, g	4-9	0-0	1-2	2-0-2	4	9	4	3	0	28
Raymar Morgan, f	6-13	0-0	4-4	2-6-8	3	16	3	1	0	30
Chris Allen, g	2-8	1-5	0-0	0-4-4	2	5	1	0	0	20
Durrell Summers, g	3-10	1-4	2-2	3-3-6	2	9	0	1	0	25
Derrick Nix, c	1-2	0-0	0-0	1-2-3	0	2	0	0	0	10
Delvon Roe	2-3	0-0	0-2	1-2-3	0	4	0	1	0	13
Austin Thornton	1-1	0-0	0-0	0-0-0	1	2	0	0	0	8
Mike Kebler	0-0	0-0	0-0	0-1-1	0	0	1	0	0	4
Draymond Green	5-8	0-0	4-5	4-5-9	3	14	4	0	0	27
Korie Lucious	2-5	2-5	0-0	0-2-2	1	6	4	2	1	22
Garrick Sherman	0-0	0-0	0-0	1-0-1	0	0	0	1	0	3
Team				0-0-0						
<b>Totals</b>	<b>26-59</b>	<b>4-14</b>	<b>11-15</b>	<b>14-25-39</b>	<b>16</b>	<b>67</b>	<b>17</b>	<b>10</b>	<b>1</b>	<b>200</b>

<b>Total FG%</b>	1st: 13-32 (40.6%)	2nd: 13-27 (48.1%)	Game: 44.1%
<b>3-Pt FG%</b>	1st: 2-7 (28.6%)	2nd: 2-7 (28.6%)	Game: 28.6%
<b>F Throw%</b>	1st: 4-5 (80.0%)	2nd: 7-10 (70.0%)	Game: 73.3%

Penn State	FG	3FG	FT	O-D-R	PFPTS	A	TO	B	S	MIN
Chris Babb, g	5-7	4-5	2-2	0-1-1	0	16	5	3	0	27
Talor Battle, f	6-13	2-8	2-3	0-6-6	1	16	8	3	0	40
DJ Jackson, f	4-11	1-5	3-4	3-2-5	4	12	1	1	0	35
Andrew Jones, f	3-6	0-0	1-2	1-4-5	5	7	0	0	0	26
Jeff Brooks, f	5-7	2-3	1-2	0-2-2	3	13	3	0	1	27
Bill Edwards	0-2	0-1	0-0	1-1-2	0	0	0	1	0	15
Sasa Borovnjak	0-0	0-0	0-0	0-1-0	2	0	0	0	0	5
Tim Frazier	0-2	0-1	0-0	0-0-0	0	0	0	1	0	7
Cameron Woodyard	0-0	0-0	0-0	0-1-1	0	0	0	0	0	5
Andrew Ott	0-2	0-0	1-2	0-1-1	0	1	0	0	0	3
Team				0-2-2						
<b>Totals</b>	<b>23-50</b>	<b>9-23</b>	<b>10-15</b>	<b>5-21-26</b>	<b>15</b>	<b>65</b>	<b>17</b>	<b>9</b>	<b>1</b>	<b>200</b>




<b>Total FG%</b>	1st: 10-28 (35.7%)	2nd: 13-22 (59.1%)	Game: 46.0%
<b>3-Pt FG%</b>	1st: 3-13 (23.1%)	2nd: 6-10 (60.0%)	Game: 39.1%
<b>F Throw%</b>	1st: 2-4 (50.0%)	2nd: 8-11 (72.7%)	Game: 66.7%

**Officials:** Mike Wood, Rick Hartzell, Antinio Petty  
**Attendance:** 14,759  
**Halftime Score:** MSU, 32-25

**Record:** MSU 23-7 (13-4), Penn State 11-18 (3-14)



# NCAA TOURNAMENT FINAL FOUR • APRIL 3 & 5, 2010

	#11/12 MICHIGAN STATE	64		MINNESOTA	72		#13/12 MICHIGAN STATE	70																																																																																																																																																																																																																																																																																																																																																																																																																																																																																																															
	MICHIGAN	48		#11/11 MICHIGAN STATE	67 ot		NEW MEXICO STATE	67																																																																																																																																																																																																																																																																																																																																																																																																																																																																																																															
#31 March 7, 2010 • East Lansing, Mich. Breslin Center			#32 March 12, 2010 • Indianapolis, Ind. Conseco Fieldhouse			#33 March 19, 2010 • Spokane, Wash. Spokane Arena																																																																																																																																																																																																																																																																																																																																																																																																																																																																																																																	
<b>Key Stat:</b> First-Half Field Goals MSU - 12-29 (41.4%); UM - 5-23 (21.7%)			<b>Key Stat:</b> Three-Point Shooting MSU - 5-15 (33.3%); MINN - 10-23 (43.5%)			<b>Key Stat:</b> First-Half FG Percentage MSU - 50.0%; NMSU - 33.3%																																																																																																																																																																																																																																																																																																																																																																																																																																																																																																																	
<b>Quotable:</b> "It'll probably go down as the rewarding-est of the six championships, just because of all the things we battled through this year." - MSU coach Tom Izzo			<b>Quotable:</b> "As I said, these two guys helped me a lot at halftime, they helped me a lot after the game. I'm a big fan of player-coached teams, and in some ways we took a step in that direction tonight. With every negative, there's sometimes a positive." - MSU coach Tom Izzo on Draymond Green and Raymar Morgan			<b>Quotable:</b> "I kind of like the character of my team this time. I don't want to say I'm glad we had a close game, but I learned something about these guys that I've been looking for this year and we're ready to play." - MSU coach Tom Izzo																																																																																																																																																																																																																																																																																																																																																																																																																																																																																																																	
<b>Key Moment:</b> A 14-1 run midway through the first half gave MSU a 25-8 lead. Raymar Morgan had eight points and Delvon Roe had six during the run.			<b>Key Moment:</b> MSU opened overtime with a three-point play by Raymar Morgan, but a Devoe Joseph 3-pointer tied the score at 58. Minnesota took a one-point lead on a free throw and then MSU missed four straight free throws and another Joseph three and a three-point play by Lawrence Westbrook gave Minnesota a 65-58 advantage.			<b>Key Moment:</b> NMSU tied the game at 59 with 8:35 left. The Michigan State defense did not allow another field goal until 20 seconds remained in the contest, forcing nine straight Aggie misses.																																																																																																																																																																																																																																																																																																																																																																																																																																																																																																																	
<b>Notes:</b> Michigan State clinched a share of its 12th Big Ten Championship, and its sixth under Tom Izzo ... In his final home game, Raymar Morgan recorded his 12th-career double-double with a season-high 22 points and 10 rebounds ... At halftime, Morgan had six field goals, compared to five for Michigan ... As late as the first media timeout of the second half, Morgan had more points (19) than Michigan (16) ... With 10 points, Kalin Lucas snapped a string of three-straight games in single digits ... Michigan State out-scored Michigan, 38-18, in points in the paint ... Michigan State held the Wolverines to 14 first-half points, the low for a Spartan opponent in any half this season ... The Spartan defense held Manny Harris and DeShawn Sims to a combined 13 points on 4-of-18 shooting. The Michigan duo entered the game averaging a combined 35.3 points per game.			<b>Notes:</b> Michigan State missed a season-high 16 free-throw attempts, connecting on 18-of-34 attempts, including just 5-of-12 in overtime ... It was Michigan State's first overtime game since 2005-06 and the first in Big Ten Tournament history for the Spartans ... Draymond Green recorded his seventh double-double of the season ... Kalin Lucas scored 18 points, his first game with more than 13 points since scoring 24 points at Penn State on Feb. 13 ... With six rebounds, Raymar Morgan passed Steve Smith for 10th place on MSU's all-time rebounding chart (741 career boards).			<b>Notes:</b> Kalin Lucas scored a career-high 25 points. Lucas hit 7-of-11 shots after hitting 18-of-55 in his previous five games ... Lucas' 25 points were the most by a Spartan in the NCAA Tournament since Drew Neitzel scored 26 against North Carolina in the second round of the 2007 NCAA Tournament ... MSU improved to 15-5 in first round games since 1985, including 10-3 under Tom Izzo ... Raymar Morgan was limited to six minutes and one field goal attempt in the first half due to foul trouble, but recorded 11 points and four rebounds in 19 second-half minutes ... Michigan State shot 50 percent in the first half, but just 25.9 percent in the second half ... Michigan State committed just nine turnovers, including just two in the second half ... Draymond Green recorded the second double-figure rebounding effort of his NCAA Tournament career ... Michigan State hit seven three-pointers, the most by the Spartans in a game since hitting seven against Penn State on Feb. 13.																																																																																																																																																																																																																																																																																																																																																																																																																																																																																																																	
<table><tr><th>Michigan State</th><th>FG</th><th>3FG</th><th>FT</th><th>O-D-R</th><th>PFPTS</th><th>A</th><th>T</th><th>B</th><th>S</th><th>MIN</th></tr><tr><td>Kalin Lucas, g</td><td>2-8</td><td>0-0</td><td>6-8</td><td>1-2-3</td><td>1</td><td>10</td><td>2</td><td>2</td><td>0</td><td>30</td></tr><tr><td>Raymar Morgan, f</td><td>10-15</td><td>0-0</td><td>2-3</td><td>5-5-10</td><td>3</td><td>22</td><td>2</td><td>3</td><td>1</td><td>4</td></tr><tr><td>Chris Allen, g</td><td>0-0</td><td>0-0</td><td>0-0</td><td>0-4-4</td><td>1</td><td>0</td><td>3</td><td>1</td><td>0</td><td>24</td></tr><tr><td>Isaiah Dahliman, g</td><td>2-3</td><td>0-0</td><td>0-0</td><td>1-0-1</td><td>2</td><td>4</td><td>0</td><td>1</td><td>0</td><td>14</td></tr><tr><td>Derrick Nix, c</td><td>2-3</td><td>0-0</td><td>0-0</td><td>0-2-2</td><td>1</td><td>4</td><td>1</td><td>1</td><td>0</td><td>10</td></tr><tr><td>Delvon Roe</td><td>3-4</td><td>0-0</td><td>4-4</td><td>2-2-4</td><td>2</td><td>10</td><td>1</td><td>2</td><td>0</td><td>12</td></tr><tr><td>Austin Thornton</td><td>0-1</td><td>0-0</td><td>0-0</td><td>0-1-1</td><td>0</td><td>0</td><td>1</td><td>1</td><td>0</td><td>7</td></tr><tr><td>Durrell Summers</td><td>3-6</td><td>2-2</td><td>0-0</td><td>2-0-2</td><td>2</td><td>8</td><td>0</td><td>2</td><td>0</td><td>19</td></tr><tr><td>Mike Kebler</td><td>0-0</td><td>0-0</td><td>0-0</td><td>0-0-0</td><td>0</td><td>0</td><td>0</td><td>0</td><td>0</td><td>2</td></tr><tr><td>Draymond Green</td><td>1-3</td><td>0-0</td><td>0-0</td><td>0-1-1</td><td>2</td><td>2</td><td>3</td><td>2</td><td>1</td><td>18</td></tr><tr><td>Jon Crandell</td><td>0-1</td><td>0-0</td><td>0-0</td><td>0-0-0</td><td>0</td><td>0</td><td>0</td><td>0</td><td>0</td><td>2</td></tr><tr><td>Korie Lucious</td><td>1-8</td><td>1-5</td><td>0-0</td><td>0-1-1</td><td>1</td><td>3</td><td>0</td><td>1</td><td>0</td><td>23</td></tr><tr><td>Tom Herzog</td><td>0-0</td><td>0-0</td><td>0-0</td><td>0-1-1</td><td>1</td><td>0</td><td>0</td><td>0</td><td>0</td><td>3</td></tr><tr><td>Garrick Sherman</td><td>0-1</td><td>0-0</td><td>1-2</td><td>1-1-2</td><td>2</td><td>1</td><td>0</td><td>1</td><td>0</td><td>4</td></tr><tr><td>Team</td><td></td><td></td><td></td><td>2-2-4</td><td></td><td></td><td></td><td></td><td></td><td></td></tr><tr><td><b>Totals</b></td><td><b>24-53</b></td><td><b>3-7</b></td><td><b>13-17</b></td><td><b>14-22-36</b></td><td><b>18</b></td><td><b>64</b></td><td><b>13</b></td><td><b>17</b></td><td><b>3</b></td><td><b>15</b></td></tr></table>			Michigan State	FG	3FG	FT	O-D-R	PFPTS	A	T	B	S	MIN	Kalin Lucas, g	2-8	0-0	6-8	1-2-3	1	10	2	2	0	30	Raymar Morgan, f	10-15	0-0	2-3	5-5-10	3	22	2	3	1	4	Chris Allen, g	0-0	0-0	0-0	0-4-4	1	0	3	1	0	24	Isaiah Dahliman, g	2-3	0-0	0-0	1-0-1	2	4	0	1	0	14	Derrick Nix, c	2-3	0-0	0-0	0-2-2	1	4	1	1	0	10	Delvon Roe	3-4	0-0	4-4	2-2-4	2	10	1	2	0	12	Austin Thornton	0-1	0-0	0-0	0-1-1	0	0	1	1	0	7	Durrell Summers	3-6	2-2	0-0	2-0-2	2	8	0	2	0	19	Mike Kebler	0-0	0-0	0-0	0-0-0	0	0	0	0	0	2	Draymond Green	1-3	0-0	0-0	0-1-1	2	2	3	2	1	18	Jon Crandell	0-1	0-0	0-0	0-0-0	0	0	0	0	0	2	Korie Lucious	1-8	1-5	0-0	0-1-1	1	3	0	1	0	23	Tom Herzog	0-0	0-0	0-0	0-1-1	1	0	0	0	0	3	Garrick Sherman	0-1	0-0	1-2	1-1-2	2	1	0	1	0	4	Team				2-2-4							<b>Totals</b>	<b>24-53</b>	<b>3-7</b>	<b>13-17</b>	<b>14-22-36</b>	<b>18</b>	<b>64</b>	<b>13</b>	<b>17</b>	<b>3</b>	<b>15</b>	<table><tr><th>Michigan State</th><th>FG</th><th>3FG</th><th>FT</th><th>O-D-R</th><th>PFPTS</th><th>A</th><th>T</th><th>B</th><th>S</th><th>MIN</th></tr><tr><td>Kalin Lucas, g</td><td>6-17</td><td>1-4</td><td>5-8</td><td>1-1-2</td><td>3</td><td>18</td><td>4</td><td>4</td><td>0</td><td>5</td></tr><tr><td>Raymar Morgan, f</td><td>7-12</td><td>0-0</td><td>9-14</td><td>2-4-6</td><td>4</td><td>23</td><td>0</td><td>1</td><td>1</td><td>38</td></tr><tr><td>Durrell Summers, g</td><td>1-5</td><td>1-3</td><td>1-2</td><td>2-1-2</td><td>2</td><td>4</td><td>0</td><td>2</td><td>0</td><td>24</td></tr><tr><td>Isaiah Dahliman, g</td><td>0-1</td><td>0-1</td><td>0-0</td><td>0-0-0</td><td>0</td><td>0</td><td>0</td><td>0</td><td>0</td><td>6</td></tr><tr><td>Derrick Nix, c</td><td>1-1</td><td>0-0</td><td>0-0</td><td>2-0-2</td><td>1</td><td>2</td><td>0</td><td>1</td><td>0</td><td>8</td></tr><tr><td>Delvon Roe</td><td>0-2</td><td>0-0</td><td>1-2</td><td>1-3-4</td><td>3</td><td>1</td><td>0</td><td>0</td><td>3</td><td>17</td></tr><tr><td>Austin Thornton</td><td>0-0</td><td>0-0</td><td>0-0</td><td>0-0-0</td><td>1</td><td>0</td><td>0</td><td>0</td><td>0</td><td>6</td></tr><tr><td>Mike Kebler</td><td>0-0</td><td>0-0</td><td>0-2</td><td>1-2-3</td><td>2</td><td>0</td><td>1</td><td>3</td><td>0</td><td>20</td></tr><tr><td>Draymond Green</td><td>4-9</td><td>0-1</td><td>2-6</td><td>3-8-11</td><td>3</td><td>10</td><td>2</td><td>2</td><td>1</td><td>23</td></tr><tr><td>Korie Lucious</td><td>3-6</td><td>3-6</td><td>0-0</td><td>1-1-1</td><td>1</td><td>9</td><td>3</td><td>0</td><td>1</td><td>30</td></tr><tr><td>Garrick Sherman</td><td>0-0</td><td>0-0</td><td>0-0</td><td>1-0-1</td><td>0</td><td>0</td><td>0</td><td>0</td><td>0</td><td>1</td></tr><tr><td>Team</td><td></td><td></td><td></td><td>4-3-7</td><td></td><td></td><td></td><td></td><td></td><td></td></tr><tr><td><b>Totals</b></td><td><b>22-53</b></td><td><b>5-15</b></td><td><b>18-34</b></td><td><b>17-23-40</b></td><td><b>20</b></td><td><b>67</b></td><td><b>9</b></td><td><b>16</b></td><td><b>5</b></td><td><b>11</b></td></tr></table>			Michigan State	FG	3FG	FT	O-D-R	PFPTS	A	T	B	S	MIN	Kalin Lucas, g	6-17	1-4	5-8	1-1-2	3	18	4	4	0	5	Raymar Morgan, f	7-12	0-0	9-14	2-4-6	4	23	0	1	1	38	Durrell Summers, g	1-5	1-3	1-2	2-1-2	2	4	0	2	0	24	Isaiah Dahliman, g	0-1	0-1	0-0	0-0-0	0	0	0	0	0	6	Derrick Nix, c	1-1	0-0	0-0	2-0-2	1	2	0	1	0	8	Delvon Roe	0-2	0-0	1-2	1-3-4	3	1	0	0	3	17	Austin Thornton	0-0	0-0	0-0	0-0-0	1	0	0	0	0	6	Mike Kebler	0-0	0-0	0-2	1-2-3	2	0	1	3	0	20	Draymond Green	4-9	0-1	2-6	3-8-11	3	10	2	2	1	23	Korie Lucious	3-6	3-6	0-0	1-1-1	1	9	3	0	1	30	Garrick Sherman	0-0	0-0	0-0	1-0-1	0	0	0	0	0	1	Team				4-3-7							<b>Totals</b>	<b>22-53</b>	<b>5-15</b>	<b>18-34</b>	<b>17-23-40</b>	<b>20</b>	<b>67</b>	<b>9</b>	<b>16</b>	<b>5</b>	<b>11</b>	<table><tr><th>Michigan State</th><th>FG</th><th>3FG</th><th>FT</th><th>O-D-R</th><th>PFPTS</th><th>A</th><th>T</th><th>B</th><th>S</th><th>MIN</th></tr><tr><td>Derrick Nix, c</td><td>0-2</td><td>0-0</td><td>2-2</td><td>1-2-3</td><td>0</td><td>2</td><td>0</td><td>1</td><td>0</td><td>5</td></tr><tr><td>Kalin Lucas, g</td><td>7-11</td><td>3-5</td><td>8-12</td><td>1-1-2</td><td>1</td><td>25</td><td>4</td><td>2</td><td>0</td><td>1</td></tr><tr><td>Raymar Morgan, f</td><td>3-7</td><td>0-0</td><td>5-6</td><td>3-1-4</td><td>3</td><td>11</td><td>1</td><td>3</td><td>0</td><td>1</td></tr><tr><td>Chris Allen, g</td><td>0-3</td><td>0-2</td><td>1-3</td><td>0-0-0</td><td>2</td><td>1</td><td>5</td><td>0</td><td>0</td><td>26</td></tr><tr><td>Durrell Summers, g</td><td>5-15</td><td>2-8</td><td>2-2</td><td>3-0-3</td><td>4</td><td>14</td><td>0</td><td>0</td><td>2</td><td>32</td></tr><tr><td>Delvon Roe</td><td>2-2</td><td>0-0</td><td>3-5</td><td>1-5-6</td><td>3</td><td>7</td><td>1</td><td>1</td><td>1</td><td>20</td></tr><tr><td>Austin Thornton</td><td>1-2</td><td>1-1</td><td>0-0</td><td>1-2-3</td><td>1</td><td>3</td><td>0</td><td>0</td><td>0</td><td>4</td></tr><tr><td>Mike Kebler</td><td>0-0</td><td>0-0</td><td>0-0</td><td>0-0-0</td><td>0</td><td>0</td><td>0</td><td>0</td><td>0</td><td>2</td></tr><tr><td>Draymond Green</td><td>0-3</td><td>0-0</td><td>2-2</td><td>2-10-12</td><td>3</td><td>2</td><td>3</td><td>2</td><td>2</td><td>25</td></tr><tr><td>Korie Lucious</td><td>1-6</td><td>1-3</td><td>0-1</td><td>0-0-0</td><td>4</td><td>3</td><td>2</td><td>0</td><td>0</td><td>16</td></tr><tr><td>Garrick Sherman</td><td>1-2</td><td>0-0</td><td>0-0</td><td>1-3-4</td><td>1</td><td>2</td><td>0</td><td>0</td><td>1</td><td>9</td></tr><tr><td>Team</td><td></td><td></td><td></td><td>1-2-3</td><td></td><td></td><td></td><td></td><td></td><td></td></tr><tr><td><b>Totals</b></td><td><b>20-53</b></td><td><b>7-19</b></td><td><b>23-33</b></td><td><b>14-26-40</b></td><td><b>22</b></td><td><b>70</b></td><td><b>16</b></td><td><b>9</b></td><td><b>4</b></td><td><b>5</b></td></tr></table>			Michigan State	FG	3FG	FT	O-D-R	PFPTS	A	T	B	S	MIN	Derrick Nix, c	0-2	0-0	2-2	1-2-3	0	2	0	1	0	5	Kalin Lucas, g	7-11	3-5	8-12	1-1-2	1	25	4	2	0	1	Raymar Morgan, f	3-7	0-0	5-6	3-1-4	3	11	1	3	0	1	Chris Allen, g	0-3	0-2	1-3	0-0-0	2	1	5	0	0	26	Durrell Summers, g	5-15	2-8	2-2	3-0-3	4	14	0	0	2	32	Delvon Roe	2-2	0-0	3-5	1-5-6	3	7	1	1	1	20	Austin Thornton	1-2	1-1	0-0	1-2-3	1	3	0	0	0	4	Mike Kebler	0-0	0-0	0-0	0-0-0	0	0	0	0	0	2	Draymond Green	0-3	0-0	2-2	2-10-12	3	2	3	2	2	25	Korie Lucious	1-6	1-3	0-1	0-0-0	4	3	2	0	0	16	Garrick Sherman	1-2	0-0	0-0	1-3-4	1	2	0	0	1	9	Team				1-2-3							<b>Totals</b>	<b>20-53</b>	<b>7-19</b>	<b>23-33</b>	<b>14-26-40</b>	<b>22</b>	<b>70</b>	<b>16</b>	<b>9</b>	<b>4</b>	<b>5</b>
Michigan State	FG	3FG	FT	O-D-R	PFPTS	A	T	B	S	MIN																																																																																																																																																																																																																																																																																																																																																																																																																																																																																																													
Kalin Lucas, g	2-8	0-0	6-8	1-2-3	1	10	2	2	0	30																																																																																																																																																																																																																																																																																																																																																																																																																																																																																																													
Raymar Morgan, f	10-15	0-0	2-3	5-5-10	3	22	2	3	1	4																																																																																																																																																																																																																																																																																																																																																																																																																																																																																																													
Chris Allen, g	0-0	0-0	0-0	0-4-4	1	0	3	1	0	24																																																																																																																																																																																																																																																																																																																																																																																																																																																																																																													
Isaiah Dahliman, g	2-3	0-0	0-0	1-0-1	2	4	0	1	0	14																																																																																																																																																																																																																																																																																																																																																																																																																																																																																																													
Derrick Nix, c	2-3	0-0	0-0	0-2-2	1	4	1	1	0	10																																																																																																																																																																																																																																																																																																																																																																																																																																																																																																													
Delvon Roe	3-4	0-0	4-4	2-2-4	2	10	1	2	0	12																																																																																																																																																																																																																																																																																																																																																																																																																																																																																																													
Austin Thornton	0-1	0-0	0-0	0-1-1	0	0	1	1	0	7																																																																																																																																																																																																																																																																																																																																																																																																																																																																																																													
Durrell Summers	3-6	2-2	0-0	2-0-2	2	8	0	2	0	19																																																																																																																																																																																																																																																																																																																																																																																																																																																																																																													
Mike Kebler	0-0	0-0	0-0	0-0-0	0	0	0	0	0	2																																																																																																																																																																																																																																																																																																																																																																																																																																																																																																													
Draymond Green	1-3	0-0	0-0	0-1-1	2	2	3	2	1	18																																																																																																																																																																																																																																																																																																																																																																																																																																																																																																													
Jon Crandell	0-1	0-0	0-0	0-0-0	0	0	0	0	0	2																																																																																																																																																																																																																																																																																																																																																																																																																																																																																																													
Korie Lucious	1-8	1-5	0-0	0-1-1	1	3	0	1	0	23																																																																																																																																																																																																																																																																																																																																																																																																																																																																																																													
Tom Herzog	0-0	0-0	0-0	0-1-1	1	0	0	0	0	3																																																																																																																																																																																																																																																																																																																																																																																																																																																																																																													
Garrick Sherman	0-1	0-0	1-2	1-1-2	2	1	0	1	0	4																																																																																																																																																																																																																																																																																																																																																																																																																																																																																																													
Team				2-2-4																																																																																																																																																																																																																																																																																																																																																																																																																																																																																																																			
<b>Totals</b>	<b>24-53</b>	<b>3-7</b>	<b>13-17</b>	<b>14-22-36</b>	<b>18</b>	<b>64</b>	<b>13</b>	<b>17</b>	<b>3</b>	<b>15</b>																																																																																																																																																																																																																																																																																																																																																																																																																																																																																																													
Michigan State	FG	3FG	FT	O-D-R	PFPTS	A	T	B	S	MIN																																																																																																																																																																																																																																																																																																																																																																																																																																																																																																													
Kalin Lucas, g	6-17	1-4	5-8	1-1-2	3	18	4	4	0	5																																																																																																																																																																																																																																																																																																																																																																																																																																																																																																													
Raymar Morgan, f	7-12	0-0	9-14	2-4-6	4	23	0	1	1	38																																																																																																																																																																																																																																																																																																																																																																																																																																																																																																													
Durrell Summers, g	1-5	1-3	1-2	2-1-2	2	4	0	2	0	24																																																																																																																																																																																																																																																																																																																																																																																																																																																																																																													
Isaiah Dahliman, g	0-1	0-1	0-0	0-0-0	0	0	0	0	0	6																																																																																																																																																																																																																																																																																																																																																																																																																																																																																																													
Derrick Nix, c	1-1	0-0	0-0	2-0-2	1	2	0	1	0	8																																																																																																																																																																																																																																																																																																																																																																																																																																																																																																													
Delvon Roe	0-2	0-0	1-2	1-3-4	3	1	0	0	3	17																																																																																																																																																																																																																																																																																																																																																																																																																																																																																																													
Austin Thornton	0-0	0-0	0-0	0-0-0	1	0	0	0	0	6																																																																																																																																																																																																																																																																																																																																																																																																																																																																																																													
Mike Kebler	0-0	0-0	0-2	1-2-3	2	0	1	3	0	20																																																																																																																																																																																																																																																																																																																																																																																																																																																																																																													
Draymond Green	4-9	0-1	2-6	3-8-11	3	10	2	2	1	23																																																																																																																																																																																																																																																																																																																																																																																																																																																																																																													
Korie Lucious	3-6	3-6	0-0	1-1-1	1	9	3	0	1	30																																																																																																																																																																																																																																																																																																																																																																																																																																																																																																													
Garrick Sherman	0-0	0-0	0-0	1-0-1	0	0	0	0	0	1																																																																																																																																																																																																																																																																																																																																																																																																																																																																																																													
Team				4-3-7																																																																																																																																																																																																																																																																																																																																																																																																																																																																																																																			
<b>Totals</b>	<b>22-53</b>	<b>5-15</b>	<b>18-34</b>	<b>17-23-40</b>	<b>20</b>	<b>67</b>	<b>9</b>	<b>16</b>	<b>5</b>	<b>11</b>																																																																																																																																																																																																																																																																																																																																																																																																																																																																																																													
Michigan State	FG	3FG	FT	O-D-R	PFPTS	A	T	B	S	MIN																																																																																																																																																																																																																																																																																																																																																																																																																																																																																																													
Derrick Nix, c	0-2	0-0	2-2	1-2-3	0	2	0	1	0	5																																																																																																																																																																																																																																																																																																																																																																																																																																																																																																													
Kalin Lucas, g	7-11	3-5	8-12	1-1-2	1	25	4	2	0	1																																																																																																																																																																																																																																																																																																																																																																																																																																																																																																													
Raymar Morgan, f	3-7	0-0	5-6	3-1-4	3	11	1	3	0	1																																																																																																																																																																																																																																																																																																																																																																																																																																																																																																													
Chris Allen, g	0-3	0-2	1-3	0-0-0	2	1	5	0	0	26																																																																																																																																																																																																																																																																																																																																																																																																																																																																																																													
Durrell Summers, g	5-15	2-8	2-2	3-0-3	4	14	0	0	2	32																																																																																																																																																																																																																																																																																																																																																																																																																																																																																																													
Delvon Roe	2-2	0-0	3-5	1-5-6	3	7	1	1	1	20																																																																																																																																																																																																																																																																																																																																																																																																																																																																																																													
Austin Thornton	1-2	1-1	0-0	1-2-3	1	3	0	0	0	4																																																																																																																																																																																																																																																																																																																																																																																																																																																																																																													
Mike Kebler	0-0	0-0	0-0	0-0-0	0	0	0	0	0	2																																																																																																																																																																																																																																																																																																																																																																																																																																																																																																													
Draymond Green	0-3	0-0	2-2	2-10-12	3	2	3	2	2	25																																																																																																																																																																																																																																																																																																																																																																																																																																																																																																													
Korie Lucious	1-6	1-3	0-1	0-0-0	4	3	2	0	0	16																																																																																																																																																																																																																																																																																																																																																																																																																																																																																																													
Garrick Sherman	1-2	0-0	0-0	1-3-4	1	2	0	0	1	9																																																																																																																																																																																																																																																																																																																																																																																																																																																																																																													
Team				1-2-3																																																																																																																																																																																																																																																																																																																																																																																																																																																																																																																			
<b>Totals</b>	<b>20-53</b>	<b>7-19</b>	<b>23-33</b>	<b>14-26-40</b>	<b>22</b>	<b>70</b>	<b>16</b>	<b>9</b>	<b>4</b>	<b>5</b>																																																																																																																																																																																																																																																																																																																																																																																																																																																																																																													
<table><tr><td><b>Total FG%</b></td><td>1st: 12-29 (41.4%)</td><td>2nd: 12-24 (50.0%)</td><td>Game: 45.3%</td></tr><tr><td><b>3-Pt FG%</b></td><td>1st: 1-2 (50.0%)</td><td>2nd: 2-5 (40.0%)</td><td>Game: 42.9%</td></tr><tr><td><b>F Throw%</b></td><td>1st: 7-7 (100%)</td><td>2nd: 6-10 (60.0%)</td><td>Game: 76.5%</td></tr></table>			<b>Total FG%</b>	1st: 12-29 (41.4%)	2nd: 12-24 (50.0%)	Game: 45.3%	<b>3-Pt FG%</b>	1st: 1-2 (50.0%)	2nd: 2-5 (40.0%)	Game: 42.9%	<b>F Throw%</b>	1st: 7-7 (100%)	2nd: 6-10 (60.0%)	Game: 76.5%	<table><tr><td><b>Total FG%</b></td><td>1st: 10-28 (35.7%)</td><td>2nd: 9-17 (52.9%)</td><td>Game: 41.5%</td></tr><tr><td><b>3-Pt FG%</b></td><td>1st: 3-7 (42.9%)</td><td>2nd: 1-4 (25.0%)</td><td>Game: 33.3%</td></tr><tr><td><b>F Throw%</b></td><td>1st: 3-7 (42.9%)</td><td>2nd: 10-15 (66.7%)</td><td>Game: 52.9%</td></tr></table>			<b>Total FG%</b>	1st: 10-28 (35.7%)	2nd: 9-17 (52.9%)	Game: 41.5%	<b>3-Pt FG%</b>	1st: 3-7 (42.9%)	2nd: 1-4 (25.0%)	Game: 33.3%	<b>F Throw%</b>	1st: 3-7 (42.9%)	2nd: 10-15 (66.7%)	Game: 52.9%	<table><tr><td><b>Total FG%</b></td><td>1st: 13-26 (50.0%)</td><td>2nd: 7-27 (25.9%)</td><td>Game: 37.7%</td></tr><tr><td><b>3-Pt FG%</b></td><td>1st: 6-13 (46.2%)</td><td>2nd: 1-6 (16.7%)</td><td>Game: 36.8%</td></tr><tr><td><b>F Throw%</b></td><td>1st: 10-13 (76.9%)</td><td>2nd: 13-20 (65.0%)</td><td>Game: 69.7%</td></tr></table>			<b>Total FG%</b>	1st: 13-26 (50.0%)	2nd: 7-27 (25.9%)	Game: 37.7%	<b>3-Pt FG%</b>	1st: 6-13 (46.2%)	2nd: 1-6 (16.7%)	Game: 36.8%	<b>F Throw%</b>	1st: 10-13 (76.9%)	2nd: 13-20 (65.0%)	Game: 69.7%																																																																																																																																																																																																																																																																																																																																																																																																																																																																											
<b>Total FG%</b>	1st: 12-29 (41.4%)	2nd: 12-24 (50.0%)	Game: 45.3%																																																																																																																																																																																																																																																																																																																																																																																																																																																																																																																				
<b>3-Pt FG%</b>	1st: 1-2 (50.0%)	2nd: 2-5 (40.0%)	Game: 42.9%																																																																																																																																																																																																																																																																																																																																																																																																																																																																																																																				
<b>F Throw%</b>	1st: 7-7 (100%)	2nd: 6-10 (60.0%)	Game: 76.5%																																																																																																																																																																																																																																																																																																																																																																																																																																																																																																																				
<b>Total FG%</b>	1st: 10-28 (35.7%)	2nd: 9-17 (52.9%)	Game: 41.5%																																																																																																																																																																																																																																																																																																																																																																																																																																																																																																																				
<b>3-Pt FG%</b>	1st: 3-7 (42.9%)	2nd: 1-4 (25.0%)	Game: 33.3%																																																																																																																																																																																																																																																																																																																																																																																																																																																																																																																				
<b>F Throw%</b>	1st: 3-7 (42.9%)	2nd: 10-15 (66.7%)	Game: 52.9%																																																																																																																																																																																																																																																																																																																																																																																																																																																																																																																				
<b>Total FG%</b>	1st: 13-26 (50.0%)	2nd: 7-27 (25.9%)	Game: 37.7%																																																																																																																																																																																																																																																																																																																																																																																																																																																																																																																				
<b>3-Pt FG%</b>	1st: 6-13 (46.2%)	2nd: 1-6 (16.7%)	Game: 36.8%																																																																																																																																																																																																																																																																																																																																																																																																																																																																																																																				
<b>F Throw%</b>	1st: 10-13 (76.9%)	2nd: 13-20 (65.0%)	Game: 69.7%																																																																																																																																																																																																																																																																																																																																																																																																																																																																																																																				
<table><tr><th>Michigan</th><th>FG</th><th>3FG</th><th>FT</th><th>O-D-R</th><th>PFPTS</th><th>A</th><th>T</th><th>B</th><th>S</th><th>MIN</th></tr><tr><td>Zack Novak, g</td><td>3-6</td><td>2-5</td><td>0-0</td><td>1-2-3</td><td>2</td><td>8</td><td>0</td><td>1</td><td>0</td><td>32</td></tr><tr><td>Stu Douglass, g</td><td>1-3</td><td>1-3</td><td>0-0</td><td>0-2-2</td><td>1</td><td>3</td><td>2</td><td>4</td><td>0</td><td>31</td></tr><tr><td>Manny Harris, g</td><td>1-10</td><td>0-4</td><td>2-2</td><td>0-0-0</td><td>2</td><td>4</td><td>5</td><td>3</td><td>0</td><td>33</td></tr><tr><td>Darius Morris, g</td><td>3-6</td><td>0-1</td><td>2-3</td><td>0-1-1</td><td>2</td><td>8</td><td>0</td><td>5</td><td>0</td><td>31</td></tr><tr><td>DeShawn Sims, f</td><td>3-8</td><td>0-1</td><td>3-6</td><td>5-4-9</td><td>2</td><td>9</td><td>0</td><td>3</td><td>1</td><td>30</td></tr><tr><td>Anthony Wright</td><td>0-2</td><td>0-2</td><td>0-0</td><td>0-2-2</td><td>0</td><td>0</td><td>0</td><td>2</td><td>1</td><td>9</td></tr><tr><td>Matt Vogrich</td><td>1-1</td><td>1-1</td><td>0-0</td><td>0-0-0</td><td>0</td><td>3</td><td>0</td><td>0</td><td>0</td><td>3</td></tr><tr><td>Corey Person</td><td>0-0</td><td>0-0</td><td>0-0</td><td>0-0-0</td><td>0</td><td>0</td><td>1</td><td>0</td><td>0</td><td>2</td></tr><tr><td>Laval Lucas-Perry</td><td>1-4</td><td>0-3</td><td>1-2</td><td>0-2-2</td><td>0</td><td>3</td><td>1</td><td>0</td><td>0</td><td>13</td></tr><tr><td>Zack Gibson</td><td>2-3</td><td>0-1</td><td>6-7</td><td>1-3-4</td><td>4</td><td>10</td><td>0</td><td>1</td><td>0</td><td>16</td></tr><tr><td>Team</td><td></td><td></td><td></td><td>1-0-1</td><td></td><td></td><td></td><td></td><td></td><td></td></tr><tr><td><b>Totals</b></td><td><b>15-43</b></td><td><b>4-21</b></td><td><b>14-20</b></td><td><b>8-16-24</b></td><td><b>13</b></td><td><b>48</b></td><td><b>9</b></td><td><b>19</b></td><td><b>2</b></td><td><b>13</b></td></tr></table>			Michigan	FG	3FG	FT	O-D-R	PFPTS	A	T	B	S	MIN	Zack Novak, g	3-6	2-5	0-0	1-2-3	2	8	0	1	0	32	Stu Douglass, g	1-3	1-3	0-0	0-2-2	1	3	2	4	0	31	Manny Harris, g	1-10	0-4	2-2	0-0-0	2	4	5	3	0	33	Darius Morris, g	3-6	0-1	2-3	0-1-1	2	8	0	5	0	31	DeShawn Sims, f	3-8	0-1	3-6	5-4-9	2	9	0	3	1	30	Anthony Wright	0-2	0-2	0-0	0-2-2	0	0	0	2	1	9	Matt Vogrich	1-1	1-1	0-0	0-0-0	0	3	0	0	0	3	Corey Person	0-0	0-0	0-0	0-0-0	0	0	1	0	0	2	Laval Lucas-Perry	1-4	0-3	1-2	0-2-2	0	3	1	0	0	13	Zack Gibson	2-3	0-1	6-7	1-3-4	4	10	0	1	0	16	Team				1-0-1							<b>Totals</b>	<b>15-43</b>	<b>4-21</b>	<b>14-20</b>	<b>8-16-24</b>	<b>13</b>	<b>48</b>	<b>9</b>	<b>19</b>	<b>2</b>	<b>13</b>	<table><tr><th>Minnesota</th><th>FG</th><th>3FG</th><th>FT</th><th>O-D-R</th><th>PFPTS</th><th>A</th><th>T</th><th>B</th><th>S</th><th>MIN</th></tr><tr><td>Devoe Joseph, g</td><td>4-14</td><td>3-6</td><td>6-6</td><td>3-3-6</td><td>1</td><td>17</td><td>4</td><td>3</td><td>0</td><td>1</td></tr><tr><td>Lawrence Westbrook, g</td><td>2-8</td><td>1-3</td><td>6-7</td><td>2-3-5</td><td>3</td><td>11</td><td>1</td><td>3</td><td>0</td><td>1</td></tr><tr><td>Blake Hofferbar, g</td><td>5-10</td><td>4-9</td><td>0-0</td><td>1-4-5</td><td>2</td><td>14</td><td>2</td><td>1</td><td>0</td><td>1</td></tr><tr><td>Damian Johnson, f</td><td>3-4</td><td>1-1</td><td>1-1</td><td>4-0-4</td><td>5</td><td>8</td><td>0</td><td>2</td><td>2</td><td>0</td></tr><tr><td>Ralph Sampson III, c</td><td>0-4</td><td>0-0</td><td>0-0</td><td>0-2-2</td><td>2</td><td>0</td><td>3</td><td>3</td><td>0</td><td>2</td></tr><tr><td>Paul Carter</td><td>1-3</td><td>0-1</td><td>3-6</td><td>0-4-4</td><td>4</td><td>5</td><td>0</td><td>0</td><td>0</td><td>12</td></tr><tr><td>Justin Cobbs</td><td>0-1</td><td>0-0</td><td>0-0</td><td>0-0-0</td><td>0</td><td>0</td><td>1</td><td>0</td><td>0</td><td>2</td></tr><tr><td>Devron Bostick</td><td>2-6</td><td>1-3</td><td>0-0</td><td>1-3-4</td><td>0</td><td>5</td><td>2</td><td>0</td><td>0</td><td>15</td></tr><tr><td>Colton Iverson</td><td>6-9</td><td>0-0</td><td>0-1</td><td>2-2-4</td><td>5</td><td>12</td><td>0</td><td>2</td><td>2</td><td>0</td></tr><tr><td>Team</td><td></td><td></td><td></td><td>3-2-5</td><td></td><td></td><td></td><td></td><td></td><td></td></tr><tr><td><b>Totals</b></td><td><b>23-59</b></td><td><b>10-23</b></td><td><b>16-21</b></td><td><b>16-23-39</b></td><td><b>22</b></td><td><b>72</b></td><td><b>13</b></td><td><b>14</b></td><td><b>4</b></td><td><b>6</b></td></tr></table>			Minnesota	FG	3FG	FT	O-D-R	PFPTS	A	T	B	S	MIN	Devoe Joseph, g	4-14	3-6	6-6	3-3-6	1	17	4	3	0	1	Lawrence Westbrook, g	2-8	1-3	6-7	2-3-5	3	11	1	3	0	1	Blake Hofferbar, g	5-10	4-9	0-0	1-4-5	2	14	2	1	0	1	Damian Johnson, f	3-4	1-1	1-1	4-0-4	5	8	0	2	2	0	Ralph Sampson III, c	0-4	0-0	0-0	0-2-2	2	0	3	3	0	2	Paul Carter	1-3	0-1	3-6	0-4-4	4	5	0	0	0	12	Justin Cobbs	0-1	0-0	0-0	0-0-0	0	0	1	0	0	2	Devron Bostick	2-6	1-3	0-0	1-3-4	0	5	2	0	0	15	Colton Iverson	6-9	0-0	0-1	2-2-4	5	12	0	2	2	0	Team				3-2-5							<b>Totals</b>	<b>23-59</b>	<b>10-23</b>	<b>16-21</b>	<b>16-23-39</b>	<b>22</b>	<b>72</b>	<b>13</b>	<b>14</b>	<b>4</b>	<b>6</b>	<table><tr><td><b>Total FG%</b></td><td>1st: 10-25 (40.0%)</td><td>2nd: 10-30 (33.3%)</td><td>Game: 39.0%</td></tr><tr><td><b>3-Pt FG%</b></td><td>1st: 5-8 (62.5%)</td><td>2nd: 3-12 (25.0%)</td><td>Game: 43.5%</td></tr><tr><td><b>F Throw%</b></td><td>1st: 3-4 (75.0%)</td><td>2nd: 4-4 (100%)</td><td>Game: 76.2%</td></tr></table>			<b>Total FG%</b>	1st: 10-25 (40.0%)	2nd: 10-30 (33.3%)	Game: 39.0%	<b>3-Pt FG%</b>	1st: 5-8 (62.5%)	2nd: 3-12 (25.0%)	Game: 43.5%	<b>F Throw%</b>	1st: 3-4 (75.0%)	2nd: 4-4 (100%)	Game: 76.2%																																																																																																																																																																																																																
Michigan	FG	3FG	FT	O-D-R	PFPTS	A	T	B	S	MIN																																																																																																																																																																																																																																																																																																																																																																																																																																																																																																													
Zack Novak, g	3-6	2-5	0-0	1-2-3	2	8	0	1	0	32																																																																																																																																																																																																																																																																																																																																																																																																																																																																																																													
Stu Douglass, g	1-3	1-3	0-0	0-2-2	1	3	2	4	0	31																																																																																																																																																																																																																																																																																																																																																																																																																																																																																																													
Manny Harris, g	1-10	0-4	2-2	0-0-0	2	4	5	3	0	33																																																																																																																																																																																																																																																																																																																																																																																																																																																																																																													
Darius Morris, g	3-6	0-1	2-3	0-1-1	2	8	0	5	0	31																																																																																																																																																																																																																																																																																																																																																																																																																																																																																																													
DeShawn Sims, f	3-8	0-1	3-6	5-4-9	2	9	0	3	1	30																																																																																																																																																																																																																																																																																																																																																																																																																																																																																																													
Anthony Wright	0-2	0-2	0-0	0-2-2	0	0	0	2	1	9																																																																																																																																																																																																																																																																																																																																																																																																																																																																																																													
Matt Vogrich	1-1	1-1	0-0	0-0-0	0	3	0	0	0	3																																																																																																																																																																																																																																																																																																																																																																																																																																																																																																													
Corey Person	0-0	0-0	0-0	0-0-0	0	0	1	0	0	2																																																																																																																																																																																																																																																																																																																																																																																																																																																																																																													
Laval Lucas-Perry	1-4	0-3	1-2	0-2-2	0	3	1	0	0	13																																																																																																																																																																																																																																																																																																																																																																																																																																																																																																													
Zack Gibson	2-3	0-1	6-7	1-3-4	4	10	0	1	0	16																																																																																																																																																																																																																																																																																																																																																																																																																																																																																																													
Team				1-0-1																																																																																																																																																																																																																																																																																																																																																																																																																																																																																																																			
<b>Totals</b>	<b>15-43</b>	<b>4-21</b>	<b>14-20</b>	<b>8-16-24</b>	<b>13</b>	<b>48</b>	<b>9</b>	<b>19</b>	<b>2</b>	<b>13</b>																																																																																																																																																																																																																																																																																																																																																																																																																																																																																																													
Minnesota	FG	3FG	FT	O-D-R	PFPTS	A	T	B	S	MIN																																																																																																																																																																																																																																																																																																																																																																																																																																																																																																													
Devoe Joseph, g	4-14	3-6	6-6	3-3-6	1	17	4	3	0	1																																																																																																																																																																																																																																																																																																																																																																																																																																																																																																													
Lawrence Westbrook, g	2-8	1-3	6-7	2-3-5	3	11	1	3	0	1																																																																																																																																																																																																																																																																																																																																																																																																																																																																																																													
Blake Hofferbar, g	5-10	4-9	0-0	1-4-5	2	14	2	1	0	1																																																																																																																																																																																																																																																																																																																																																																																																																																																																																																													
Damian Johnson, f	3-4	1-1	1-1	4-0-4	5	8	0	2	2	0																																																																																																																																																																																																																																																																																																																																																																																																																																																																																																													
Ralph Sampson III, c	0-4	0-0	0-0	0-2-2	2	0	3	3	0	2																																																																																																																																																																																																																																																																																																																																																																																																																																																																																																													
Paul Carter	1-3	0-1	3-6	0-4-4	4	5	0	0	0	12																																																																																																																																																																																																																																																																																																																																																																																																																																																																																																													
Justin Cobbs	0-1	0-0	0-0	0-0-0	0	0	1	0	0	2																																																																																																																																																																																																																																																																																																																																																																																																																																																																																																													
Devron Bostick	2-6	1-3	0-0	1-3-4	0	5	2	0	0	15																																																																																																																																																																																																																																																																																																																																																																																																																																																																																																													
Colton Iverson	6-9	0-0	0-1	2-2-4	5	12	0	2	2	0																																																																																																																																																																																																																																																																																																																																																																																																																																																																																																													
Team				3-2-5																																																																																																																																																																																																																																																																																																																																																																																																																																																																																																																			
<b>Totals</b>	<b>23-59</b>	<b>10-23</b>	<b>16-21</b>	<b>16-23-39</b>	<b>22</b>	<b>72</b>	<b>13</b>	<b>14</b>	<b>4</b>	<b>6</b>																																																																																																																																																																																																																																																																																																																																																																																																																																																																																																													
<b>Total FG%</b>	1st: 10-25 (40.0%)	2nd: 10-30 (33.3%)	Game: 39.0%																																																																																																																																																																																																																																																																																																																																																																																																																																																																																																																				
<b>3-Pt FG%</b>	1st: 5-8 (62.5%)	2nd: 3-12 (25.0%)	Game: 43.5%																																																																																																																																																																																																																																																																																																																																																																																																																																																																																																																				
<b>F Throw%</b>	1st: 3-4 (75.0%)	2nd: 4-4 (100%)	Game: 76.2%																																																																																																																																																																																																																																																																																																																																																																																																																																																																																																																				
<b>Officials:</b> Tim Higgins, Ed Hightower, Bert Smith <b>Attendance:</b> 14,759 <b>Halftime Score:</b> MSU, 32-14			<b>Officials:</b> Mike Sanzere, Zelton Steed, Tim Hutchinson <b>Attendance:</b> 17,563 <b>Halftime Score:</b> Minnesota, 28-26 <b>End of Regulation Score:</b> 55-55			<b>Officials:</b> Dick Cartmell, Ray Persone, Earl Watson <b>Attendance:</b> 10,851 <b>Halftime Score:</b> MSU, 42-29																																																																																																																																																																																																																																																																																																																																																																																																																																																																																																																	
<b>Record:</b> MSU 24-7 (14-4), Michigan 14-16 (7-11)			<b>Record:</b> MSU 24-8, Minnesota 20-12			<b>Record:</b> MSU 25-8, New Mexico State 22-12																																																																																																																																																																																																																																																																																																																																																																																																																																																																																																																	

# NCAA Tournament Final Four • APRIL 3 & 5, 2010



#13/12 MICHIGAN STATE	85
#20/20 MARYLAND	83



#13/12 MICHIGAN STATE	59
NORTHERN IOWA	52



#13/12 MICHIGAN STATE	70
#15/14 TENNESSEE	69

## #34

March 21, 2010 • Spokane, Wash.  
Spokane Arena

**Key Stat:** Rebounds  
MSU - 42; Maryland - 24

**Quotable:** "I had an open look. Time was running down. I just shot it and it went in."  
- MSU sophomore Korie Lucious on his game-winning shot

**Key Moment:** After Maryland took an 83-82 lead with six seconds left, the Spartans inbounded the ball to Draymond Green who pushed it up court and found an open Korie Lucious for the game-winning 3-pointer at the buzzer.

**Notes:** The game featured just six lead changes, four of which came in the game's final 40 seconds, capped by Korie Lucious' game-winning 3-pointer as time expired ... Durrell Summers equaled his career high and established a season high with 26 points ... MSU held a 14-0 advantage in fast break points ... Derrick Nix's 15 minutes were the most he'd played since the second game of the season ... MSU improved to 15-3 in the second game of an NCAA Tournament weekend under Tom Izzo ... MSU's 85 points were its most in an NCAA Tournament game since scoring 94 against Kentucky (20T) in the 2005 regional final, and the most in a regulation tournament game since scoring 89 against Old Dominion in the 2005 first round ... MSU's 10 made 3-pointers were its third-highest total of the season, and tied the third-best effort ever by a Spartan team in the NCAA Tournament ... Michigan State's 55.2 field-goal percentage was its best in an NCAA Tournament game since shooting 56.9 percent against Old Dominion in the 2005 first round ... Tom Izzo improved to 9-1 in NCAA Tournament second round games.

Michigan State	FG	3FG	FT	O-D-R	PFPTS	A	T	B	S	MIN
Raymar Morgan, f	7-11	1-1	2-2	1-8-9	2	17	2	6	3	1 35
Delvon Roe, f	1-3	0-0	2-2	1-4-5	2	4	3	1	0	24
Derrick Nix, c	3-6	0-1	2-4	4-0-4	1	8	0	0	0	15
Kalin Lucas, g	1-4	0-1	2-2	0-0-0	0	4	6	1	0	16
Durrell Summers, g	10-14	6-7	0-0	1-3-4	4	26	0	3	0	30
Chris Allen	0-0	0-0	0-0	0-0-0	0	0	0	1	0	4
Austin Thornton	1-5	0-2	2-2	2-0-2	0	4	0	1	0	12
Mike Kebler	0-0	0-0	0-0	0-0-0	0	0	0	0	0	8
Draymond Green	4-6	0-0	1-2	0-8-8	4	9	5	2	2	23
Korie Lucious	5-8	3-6	0-0	1-1-2	3	13	2	2	0	27
Garrick Sherman	0-1	0-0	0-0	0-1-1	3	0	0	1	0	6
Team				3-4-7						
<b>Totals</b>	<b>32-58</b>	<b>10-17</b>	<b>11-14</b>	<b>13-29-42</b>	<b>19</b>	<b>85</b>	<b>18</b>	<b>19</b>	<b>5</b>	<b>200</b>

<b>Total FG%</b>	1st: 18-32 (56.3%)	2nd: 14-26 (53.8%)	Game: 55.2%
<b>3-Pt FG%</b>	1st: 4-8 (50.0%)	2nd: 6-19 (66.7%)	Game: 58.8%
<b>F Throw%</b>	1st: 8-10 (80.0%)	2nd: 3-4 (75.0%)	Game: 78.6%

Maryland	FG	3FG	FT	O-D-R	PFPTS	A	T	B	S	MIN
Landon Milbourne, f	5-10	1-2	0-0	1-2-3	1	11	0	0	0	30
Jordan Williams, f	4-7	0-0	2-5	2-8-10	3	10	1	1	0	29
Eric Hayes, g	6-12	4-7	2-2	0-0-0	0	18	7	0	0	32
Sean Mosley, g	1-2	0-0	4-4	0-1-1	1	6	1	1	0	14
Greivis Vasquez, g	9-20	2-6	6-7	4-0-4	3	26	8	3	0	37
Adrian Bowie	3-10	2-3	0-0	0-0-0	2	8	2	1	0	27
Cliff Tucker	1-4	0-1	2-2	1-0-1	1	4	1	0	0	14
Dino Gregory	0-1	0-0	0-0	0-2-2	3	0	0	0	0	17
Team				2-1-3						
<b>Totals</b>	<b>29-66</b>	<b>9-19</b>	<b>16-20</b>	<b>10-14-24</b>	<b>14</b>	<b>83</b>	<b>20</b>	<b>6</b>	<b>0</b>	<b>200</b>

<b>Total FG%</b>	1st: 14-34 (41.2%)	2nd: 15-32 (46.9%)	Game: 43.3%
<b>3-Pt FG%</b>	1st: 4-8 (50.0%)	2nd: 5-11 (45.5%)	Game: 47.4%
<b>F Throw%</b>	1st: 7-9 (77.8%)	2nd: 9-11 (81.8%)	Game: 80.0%

**Officials:** Doug Simmons, Dick Cartmell, James Breeding  
**Attendance:** 11,015  
**Halftime Score:** MSU, 48-39

**Record:** MSU 26-8, Maryland 24-9

## #35

March 26, 2010 • St. Louis, Mo.  
Edward Jones Dome

**Key Stat:** Second-Half Field Goals  
MSU - 12-22 (54.5%); UNI - 5-21 (23.8%)

**Quotable:** "One thing we said at that point was that we had to get stops. We know that we can score the basketball. We know we can get easy shots. We can get a shot we want. But it's going to come down to getting stops."  
- MSU sophomore Draymond Green

**Key Moment:** Korie Lucious' acrobatic, turn-around jumper with 1:31 remaining gave MSU a four-point lead at 55-51.

**Notes:** MSU allowed just 52 points against UNI, the fewest MSU has given up in an NCAA Tournament game since Marquette in the 2007 first round (49) ... The 59 points scored by MSU are the fewest by the Spartans in an NCAA Tournament win since they beat Wisconsin in the 2000 Final Four, 53-49 ... In the first half, MSU shot just 31.8 percent, while UNI shot 52.2 percent from the floor. It was flipped in the second half, as the Spartans shot 54.5 percent in the second half, compared to just 23.8 percent for the Panthers ... MSU was out-rebounded 16-10 in the first half, but dominated the glass by a 22-10 margin in the second half ... Delvon Roe played 27 minutes, the most he's played since Dec. 7 at The Citadel (31). Roe contributed six points and five rebounds, hitting both field goals and both free throws he attempted ... In his first career NCAA Tournament start, Korie Lucious scored 10 points, collected career high in rebounds (6) and steals (4), and dished out four assists in a career-high 39 minutes ... MSU did not allow UNI to score a field goal over the final 10:20 of the contest ... Tom Izzo improved to 7-2 in the Sweet 16.

Michigan State	FG	3FG	FT	O-D-R	PFPTS	A	T	B	S	MIN
Raymar Morgan, f	2-4	0-0	3-4	0-3-3	5	7	2	4	0	1 25
Delvon Roe, f	2-2	0-0	2-2	3-2-5	1	6	2	1	1	27
Derrick Nix, c	0-1	0-0	0-0	0-1-1	1	0	0	1	0	3
Durrell Summers, g	7-15	4-9	1-2	1-6-7	3	19	2	1	0	37
Korie Lucious, g	3-9	2-6	2-3	0-6-6	1	10	4	2	0	39
Chris Allen	2-4	1-3	0-0	1-0-1	4	5	1	1	1	22
Austin Thornton	0-1	0-0	0-0	0-2-2	0	0	0	0	0	8
Mike Kebler	0-0	0-0	0-0	0-0-0	0	0	0	0	0	2
Draymond Green	1-6	0-1	6-8	0-5-5	2	8	4	0	1	28
Garrick Sherman	2-2	0-0	0-0	0-1-1	2	4	0	0	1	9
Team				1-0-1						
<b>Totals</b>	<b>19-44</b>	<b>7-19</b>	<b>14-19</b>	<b>6-26-32</b>	<b>19</b>	<b>59</b>	<b>15</b>	<b>10</b>	<b>3</b>	<b>200</b>

<b>Total FG%</b>	1st: 7-22 (31.8%)	2nd: 12-22 (54.5%)	Game: 43.2%
<b>3-Pt FG%</b>	1st: 3-9 (33.3%)	2nd: 4-10 (40.0%)	Game: 36.8%
<b>F Throw%</b>	1st: 5-6 (83.3%)	2nd: 9-13 (69.2%)	Game: 73.7%

Northern Iowa	FG	3FG	FT	O-D-R	PFPTS	A	T	B	S	MIN
Adam Koch, f	4-6	1-1	4-6	2-1-3	4	13	0	0	1	18
Jordan Eglseder, c	4-9	0-0	1-2	0-4-4	0	9	0	1	1	22
Ali Farokhmanesh, g	2-9	1-6	4-7	0-1-1	0	9	1	1	0	31
Kwadez Ahelegbe, g	4-8	0-0	4-4	0-4-4	0	12	2	5	0	28
Johnny Moran, g	1-4	1-4	0-0	0-2-2	1	3	0	0	0	26
Jake Koch	2-4	1-3	1-2	0-4-4	1	6	0	2	2	22
Kerwin Dunham	0-1	0-1	0-0	1-0-1	4	0	0	0	0	24
Marc Sonnen	0-2	0-1	0-0	0-0-0	0	0	0	0	0	9
Lucas O'Rear	0-1	0-0	0-0	0-1-1	3	0	1	1	0	27
Anthony James	0-0	0-0	0-0	0-0-0	0	0	0	0	0	3
Team				1-5-6						
<b>Totals</b>	<b>17-44</b>	<b>4-16</b>	<b>14-21</b>	<b>4-22-26</b>	<b>13</b>	<b>52</b>	<b>4</b>	<b>10</b>	<b>3</b>	<b>200</b>

<b>Total FG%</b>	1st: 12-23 (52.2%)	2nd: 5-21 (23.8%)	Game: 38.6%
<b>3-Pt FG%</b>	1st: 2-7 (28.6%)	2nd: 2-9 (22.2%)	Game: 25.0%
<b>F Throw%</b>	1st: 3-5 (60.0%)	2nd: 11-16 (68.8%)	Game: 66.7%

**Officials:** Paul Janssen, Pat Adams, Jeff Clark  
**Attendance:** 26,377  
**Halftime Score:** NIU, 26-22

**Record:** MSU 27-8, NIU 30-5

## #36

March 28, 2010 • St. Louis, Mo.  
Edward Jones Dome

**Key Stat:** Tennessee 3-Point Shooting by Half  
1st half - 6-9 (66.7%); 2nd half - 1-7 (14.3%)

**Quotable:** "I saw him, but if he wouldn't have waved his hands, I probably would have shot the ball."  
- MSU sophomore Draymond Green on his last-second pass to Raymar Morgan to set up the winning free throw.

**Key Moment:** Korie Lucious corralled a missed free throw from Scotty Hopson and pushed the ball upcourt with the score tied at 69. He passed to Draymond Green, who found Raymar Morgan open underneath the basket. Morgan was fouled and made the first free throw for the win.

**Notes:** Raymar Morgan hit the game-winning free throw with 1.8 seconds left to give MSU the 70-69 victory ... Durrell Summers led the Spartans with 21 points in the regional final, going 8-for-10 from the floor with four 3-pointers. Summers has scored in double-figures in seven straight NCAA Tournament games, averaging 16.4 points in those games ... Summers was named the Midwest Region Most Outstanding Player and was joined on the All-Region Team by Draymond Green ... Morgan recorded his 13th career double-double with 13 points and 10 rebounds. It was his first career double-double in the NCAA Tournament. His 10 rebounds were also an NCAA Tournament high for Morgan ... MSU's eight blocks tied the school's NCAA Tournament record and also tied its season high (Nov. 22 vs. Valparaiso) ... Korie Lucious swiped a career-high five steals, tying the most by a Spartan this season and tying the MSU NCAA Tournament single-game mark ... Tom Izzo improved to 6-1 in Elite 8 games.

Michigan State	FG	3FG	FT	O-D-R	PFPTS	A	T	B	S	MIN
Raymar Morgan, f	4-11	0-1	5-6	6-4-10	1	13	2	1	2	35
Delvon Roe, f	1-4	0-0	1-2	0-0-0	4	3	1	1	1	20
Derrick Nix, c	1-1	0-0	0-0	1-0-1	1	2	0	0	0	13
Durrell Summers, g	8-10	4-6	1-1	1-3-4	3	21	1	2	0	29
Korie Lucious, g	2-9	1-7	3-4	2-1-3	0	8	4	5	1	35
Chris Allen	2-6	1-3	3-5	1-2	3	8	2	0	0	29
Austin Thornton	1-1	0-0	0-0	0-0-0	4	2	0	0	0	5
Mike Kebler	0-0	0-0	0-0	0-0-0	0	0	0	0	0	6
Isaiah Dahlman	0-0	0-0	0-0	0-1-1	0	0	0	0	0	0+
Draymond Green	5-10	0-1	3-3	0-1-1	4	13	2	2	2	26
Garrick Sherman	0-0	0-0	0-0	0-2-2	0	0	0	0	0	2
Team				2-1-3						
<b>Totals</b>	<b>24-52</b>	<b>6-18</b>	<b>16-21</b>	<b>13-14-27</b>	<b>20</b>	<b>70</b>	<b>12</b>	<b>11</b>	<b>8</b>	<b>200</b>

<b>Total FG%</b>	1st: 14-29 (48.3%)	2nd: 10-23 (43.5%)	Game: 46.2%
<b>3-Pt FG%</b>	1st: 2-9 (22.2%)	2nd: 4-9 (44.4%)	Game: 33.3%
<b>F Throw%</b>	1st: 9-11 (81.8%)	2nd: 7-10 (70.0%)	Game: 76.2%

Tennessee	FG	3FG	FT	O-D-R	PFPTS	A	T	B	S	MIN
Wayne Chism, f	5-9	3-4	0-0	0-3-3	2	13	1	0	0	33
Brian Williams, c	5-8	0-0	1-4	4-5-9	2	11	0	1	2	33
Bobby Maze, g	3-9	1-4	2-2	0-0-0	1	9	3	2	0	22
J.P. Prince, g	5-5	0-0	2-2	1-2-3	4	12	5	4	1	28
Scotty Hopson, g	3-7	1-4	3-6	0-3-3	1	10	1	0	0	33
Kenny Hail	0-1	0-0	0-0	1-0-1	0	0	0	0	0	3
Melvin Goins	2-5	1-3	2-2	0-1-1	1	7	0	0	0	17
Steven Pearl	0-0	0-0	0-0	1-1-2	1	0	0	1	0	11
Cameron Tatum	1-2	1-1	4-5	0-1-1	2	7	1	1	0	12
Josh Bone	0-1	0-0	0-0	1-0-1	1	0	0	1	0	8
Team				2-1-3						
<b>Totals</b>	<b>24-47</b>	<b>7-16</b>	<b>14-21</b>	<b>10-17-27</b>	<b>15</b>	<b>69</b>	<b>11</b>	<b>10</b>	<b>3</b>	<b>200</b>

<b>Total FG%</b>	1st: 14-25 (56.0%)	2nd: 10-22 (45.5%)	Game: 51.1%
<b>3-Pt FG%</b>	1st: 6-9 (66.7%)	2nd: 1-7 (14.3%)	Game: 43.8%
<b>F Throw%</b>	1st: 7-9 (77.8%)	2nd: 7-12 (58.3%)	Game: 66.7%

**Officials:** John Cahill, Patrick Driscoll, Michael Stephens  
**Attendance:** 25,242  
**Halftime Score:** UT, 41-39

**Record:** MSU 28-8, UT 28-9

# NCAA TOURNAMENT FINAL FOUR • APRIL 3 & 5, 2010

## MSU NCAA TOURNAMENT INDIVIDUAL RECORDS

Points	No.	Date (Opponent)
1. Greg Kelser	34	March 18, 1979 (Notre Dame)
2. Steve Smith	32	March 23, 1990 (Georgia Tech)
Jay Vincent	32	March 15, 1985 (UAB)
Field Goals	No.	Date (Opponent)
1. Greg Kelser	15	March 18, 1979 (Notre Dame)
2. Steve Smith	13	March 23, 1990 (Georgia Tech)
Sam Vincent	13	March 15, 1985 (UAB)
Field-Goal Attempts	No.	Date (Opponent)
1. Drew Neitzel	27	March 17, 2007 (North Carolina)
2. Greg Kelser	25	March 18, 1979 (Notre Dame)
3. Shawn Respert	23	March 17, 1995 (Weber State)
Sam Vincent	23	March 15, 1985 (UAB)
FG Pct. (Min. 10 Att.)	No.	Date (Opponent)
1. Earvin Johnson	.900 (9-10)	March 24, 1979 (Penn)
Greg Kelser	.900 (9-10)	March 11, 1978 (Prov.)
3. Darryl Johnson	.846 (11-13)	March 13, 1986 (Wash.)
Free Throws	No.	Date (Opponent)
1. Earvin Johnson	14	March 16, 1979 (LSU)
2. Shawn Respert	13	March 18, 1994 (Seton Hall)
3. Earvin Johnson	11	March 24, 1979 (Penn)
Free-Throw Attempts	No.	Date (Opponent)
1. Earvin Johnson	15	March 16, 1979 (LSU)
2. Shawn Respert	14	March 18, 1994 (Seton Hall)
3. Four tied with 12 attempts		
FT Pct. (Min. 10 Att.)	No.	Date (Opponent)
1. Maurice Ager	1.000 (10-10)	April 2, 2005 (UNC)
2. Earvin Johnson	.933 (14-15)	March 16, 1979 (LSU)
3. Shawn Respert	.929 (13-14)	March 18, 1994 (Seton Hall)
3-Point Field Goals	No.	Date (Opponent)
1. Shawn Respert	7	March 17, 1995 (Weber State)
2. Durrell Summers	6	March 21, 2010 (Maryland)
Drew Neitzel	6	March 17, 2007 (North Carolina)
3-Point FG Attempts	No.	Date (Opponent)
1. Drew Neitzel	17	March 17, 2007 (North Carolina)
Shawn Respert	17	March 17, 1995 (Weber State)
3. Marcus Taylor	13	March 15, 2002 (N. Carolina St.)
Rebounds	No.	Date (Opponent)
1. Johnny Green	27	March 15, 1957 (Notre Dame)
2. Johnny Green	23	March 14, 1959 (Louisville)
3. Johnny Green	19	March 22, 1957 (North Carolina)
Assists	No.	Date (Opponent)
1. Earvin Johnson	14	March 16, 1978 (W. Kentucky)
2. Earvin Johnson	13	March 18, 1979 (Notre Dame)
3. Earvin Johnson	12	March 16, 1979 (LSU)
Steals	No.	Date (Opponent)
1. Korie Lucious	5	March 28, 2010 (Tennessee)
Raymar Morgan	5	April 4, 2009 (Connecticut)
Alan Anderson	5	March 25, 2005 (Duke)
Eric Snow	5	March 18, 1994 (Seton Hall)
Goran Suton	5	March 27, 2009 (Kansas)
Blocks	No.	Date (Opponent)
1. Greg Kelser	4	March 24, 1979 (Penn)
2. Delvon Roe	3	March 28, 2010 (Tennessee)
Raymar Morgan	3	March 21, 2010 (Maryland)
4. 21 occasions with 2 blocks		

## MSU NCAA TOURNAMENT TEAM RECORDS

Points	No.	Date
1. vs. Penn	101	March 24, 1979
2. vs. Lamar	95	March 11, 1979
3. vs. Kentucky	94	March 27, 2005
Field Goals	No.	Date
1. vs. Lamar	42	March 11, 1979
2. vs. Penn	38	March 24, 1979
3. vs. Western Kentucky	37	March 16, 1978
Field-Goal Attempts	No.	Date
1. vs. Notre Dame	91	March 15, 1957
2. vs. Kentucky	87	March 16, 1957
3. vs. Louisville	84	March 14, 1959
Field-Goal Pct.	No.	Date
1. vs. Providence	.635 (33-52)	March 11, 1978
2. vs. Indiana State	.605 (26-43)	March 24, 1979
3. vs. Washington	.596 (31-52)	March 13, 1986
Free Throws	No.	Date
1. vs. Old Dominion	28	March 18, 2005
vs. Georgetown	28	March 13, 1986
3. vs. LSU	27	March 16, 1979
Free-Throw Attempts	No.	Date
1. vs. Old Dominion	36	March 18, 2005
vs. LSU	36	March 16, 1979
vs. North Carolina	36	March 22, 1957
Free-Throw Pct.	No.	Date
1. vs. North Carolina St.	.944 (17-18)	March 15, 2002
vs. Cincinnati	.944 (17-18)	March 22, 1992
3. vs. Kansas	.941 (16-17)	March 27, 2009
3-Point Field Goals	No.	Date
1. vs. Florida	11	April 3, 2000
vs. Syracuse	11	March 23, 2000
3. vs. Maryland	10	March 21, 2010
vs. George Mason	10	March 17, 2006
vs. Kentucky	10	March 27, 2005
3-Point FG Attempts	No.	Date
1. vs. George Mason	26	March 17, 2006
2. vs. North Carolina	25	March 19, 1998
3. vs. Kentucky	23	March 27, 2005
vs. North Carolina St.	23	March 15, 2002
vs. Syracuse	23	March 23, 2000
Rebounds	No.	Date
1. vs. North Carolina	68	March 22, 1957
2. vs. San Francisco	60	March 23, 1957
vs. Notre Dame	60	March 15, 1957
Assists	No.	Date
1. vs. Western Kentucky	25	March 16, 1978
2. vs. Indiana State	24	March 26, 1979
vs. Penn	24	March 24, 1979
Steals	No.	Date
1. vs. Duke	13	March 25, 2005
vs. Kansas	13	March 27, 2009
3. vs. Seton Hall	12	March 18, 1994
Blocks	No.	Date
1. vs. Tennessee	8	March 28, 2010
vs. Gonzaga	8	March 23, 2001
3. vs. Penn	6	March 24, 1979
vs. Providence	6	March 11, 1978



**NCAA TOURNAMENT APPEARANCES: 24**  
**NCAA TOURNAMENT RECORD: 52-22**  
**FINAL FOUR APPEARANCES: 8**  
**(1957, 1979, 1999, 2000, 2001, 2005, 2009, 2010)**  
**NCAA CHAMPIONSHIPS: 2 (1979, 2000)**

**1957 Mideast Regional (2-2)**

**FINAL FOUR**

3/15/57	Regional Semifinal (Lexington, Ky.)	Notre Dame	W	85-83
3/16/57	Regional Final (Lexington, Ky.)	Kentucky	W	80-68
3/22/57	National Semifinal (Kansas City, Mo.)	North Carolina	L	74-70 (3OT)
3/23/57	National Consolation (Kansas City, Mo.)	San Francisco	L	67-60

**1959 Mideast Regional (1-1)**

3/13/59	Regional Semifinal (Raleigh, N.C.)	Marquette	W	74-69
3/14/59	Regional Final (Raleigh, N.C.)	Louisville	L	88-81

**1978 Mideast Regional (2-1)**

3/11/78	First Round (Indianapolis, Ind.)	Providence	W	77-63
3/16/78	Regional Semifinal (Dayton, Ohio)	Western Kentucky	W	90-69
3/18/78	Regional Final (Dayton, Ohio)	Kentucky	L	52-49

**1979 Mideast Regional - No. 2 Seed (5-0)**

**NCAA CHAMPIONS**

3/11/79	Second Round (Murfreesboro, Tenn.)	Lamar (10)	W	95-64
3/16/79	Regional Semifinal (Indianapolis, Ind.)	Louisiana State (3)	W	87-71
3/18/79	Regional Final (Indianapolis, Ind.)	Notre Dame (1)	W	80-68
3/24/79	National Semifinal (Salt Lake City, Utah)	Pennsylvania (9)	W	101-67
3/26/79	National Final (Salt Lake City, Utah)	Indiana State (1)	W	75-64

**1985 Midwest Regional - No. 10 Seed (0-1)**

3/15/85	First Round (Houston, Texas)	Ala.-Birmingham (7)	L	70-68
---------	------------------------------	---------------------	---	-------

**1986 Midwest Regional - No. 5 Seed (2-1)**

3/13/86	First Round (Dayton, Ohio)	Washington (12)	W	72-70
3/15/86	Second Round (Dayton, Ohio)	Georgetown (4)	W	80-68
3/21/86	Regional Semifinal (Kansas City, Mo.)	Kansas (1)	L	96-86 (OT)

**1990 Southeast Regional - No. 1 Seed (2-1)**

3/15/90	First Round (Knoxville, Tenn.)	Murray State (16)	W	75-71 (OT)
3/17/90	Second Round (Knoxville, Tenn.)	UC Santa Barbara (9)	W	62-58
3/23/90	Regional Semifinal (New Orleans, La.)	Georgia Tech (4)	L	81-80 (OT)

**1991 West Regional - No. 5 Seed (1-1)**

3/15/91	First Round (Tucson, Ariz.)	UW-Green Bay (12)	W	60-58
3/17/91	Second Round (Tucson, Ariz.)	Utah (4)	L	85-84 (2 OT)

**1992 Midwest Regional - No. 5 Seed (1-1)**

3/20/92	First Round (Dayton, Ohio)	SW Missouri St. (12)	W	61-54
3/22/92	Second Round (Dayton, Ohio)	Cincinnati (4)	L	72-65

**1994 Southeast Regional - No. 7 Seed (1-1)**

3/18/94	First Round (St. Petersburg, Fla.)	Seton Hall (10)	W	84-73
3/20/94	Second Round (St. Petersburg, Fla.)	Duke (2)	L	85-74

**1995 Southeast Regional - No. 3 Seed (0-1)**

3/17/95	First Round (Tallahassee, Fla.)	Weber State (14)	L	79-72
---------	---------------------------------	------------------	---	-------

**1998 East Regional - No. 4 Seed (2-1)**


3/12/98	First Round (Hartford, Conn.)	Eastern Michigan (13)	W	83-71
3/14/98	Second Round (Hartford, Conn.)	Princeton (5)	W	63-56
3/19/98	Regional Semifinal (Greensboro, N.C.)	North Carolina (1)	L	73-58



Greg Kelser led all scorers with 19 points vs. Kentucky in 1978.




Averaging nearly 25 points, Scott Skiles led MSU to the 1986 Sweet Sixteen.



Steve Smith scored 32 points in MSU's heartbreaking overtime loss to Georgia Tech in the 1990 Regional Semifinals.



Mateen Cleaves helped MSU advance to the 1998 Sweet Sixteen for the first time since 1990.



Andre Hutson outscored and outrebounced Marcus Fizer in the 2000 Regional Final.



Paul Davis slams home the game-tying basket vs. Maryland in 2003.

### **1999 Midwest Regional - No. 1 Seed (4-1) FINAL FOUR**

3/12/99	First Round (Milwaukee, Wis.)	Mount St. Mary's (16)	W	76-53
3/14/99	Second Round (Milwaukee, Wis.)	Mississippi (9)	W	74-66
3/19/99	Regional Semifinal (St. Louis, Mo.)	Oklahoma (13)	W	54-46
3/21/99	Regional Final (St. Louis, Mo.)	Kentucky (3)	W	73-66
3/27/99	National Semifinal (St. Petersburg, Fla.)	Duke (1)	L	68-62

### **2000 Midwest Regional - No. 1 Seed (6-0) NCAA CHAMPIONS**

3/16/00	First Round (Cleveland, Ohio)	Valparaiso (16)	W	65-38
3/18/00	Second Round (Cleveland, Ohio)	Utah (8)	W	73-61
3/23/00	Regional Semifinal (Auburn Hills, Mich.)	Syracuse (4)	W	75-58
3/25/00	Regional Final (Auburn Hills, Mich.)	Iowa State (2)	W	75-64
4/1/00	National Semifinal (Indianapolis, Ind.)	Wisconsin (8)	W	53-41
4/3/00	National Final (Indianapolis, Ind.)	Florida (5)	W	89-76

### **2001 South Regional - No. 1 Seed (4-1) FINAL FOUR**

3/16/01	First Round (Memphis, Tenn.)	Alabama State (16)	W	69-35
3/18/01	Second Round (Memphis, Tenn.)	Fresno State (9)	W	81-65
3/23/01	Regional Semifinal (Atlanta, Ga.)	Gonzaga (12)	W	77-62
3/25/01	Regional Final (Atlanta, Ga.)	Temple (11)	W	69-62
3/31/01	National Semifinal (Minneapolis, Minn.)	Arizona (2)	L	80-61

### **2002 East Regional - No. 10 Seed (0-1)**

3/15/02	First Round (Washington, D.C.)	North Carolina St. (7)	L	69-58
---------	--------------------------------	------------------------	---	-------

### **2003 South Regional - No. 7 Seed (3-1)**

3/21/03	First Round (Tampa, Fla.)	Colorado (10)	W	79-64
3/23/03	Second Round (Tampa, Fla.)	Florida (2)	W	68-46
3/28/03	Regional Semifinal (San Antonio, Texas)	Maryland (6)	W	60-58
3/30/03	Regional Final (San Antonio, Texas)	Texas (1)	L	85-76

### **2004 St. Louis Regional - No. 7 Seed (0-1)**

3/18/04	First Round (Seattle, Wash.)	Nevada (10)	L	72-66
---------	------------------------------	-------------	---	-------

### **2005 Austin Regional - No. 5 Seed (4-1) FINAL FOUR**

3/18/05	First Round (Worcester, Mass.)	Old Dominion (12)	W	89-81
3/20/05	Second Round (Worcester, Mass.)	Vermont (13)	W	72-61
3/25/05	Regional Semifinal (Austin, Texas)	Duke (1)	W	78-68
3/27/05	Regional Final (Austin, Texas)	Kentucky (2)	W	94-88 (2OT)
4/2/05	National Semifinal (St. Louis, Mo.)	North Carolina (1)	L	87-71

### **2006 Washington D.C. Regional - No. 6 Seed (0-1)**

3/17/06	First Round (Dayton, Ohio)	George Mason (11)	L	75-65
---------	----------------------------	-------------------	---	-------

### **2007 East Regional - No. 9 Seed (1-1)**

3/15/07	First Round (Winston-Salem, N.C.)	Marquette (8)	W	61-49
3/17/07	Second Round (Winston-Salem, N.C.)	North Carolina (1)	L	81-67

### **2008 South Regional - No. 5 Seed (2-1)**

3/20/08	First Round (Denver, Colo.)	Temple (12)	W	72-61
3/22/08	Second Round (Denver, Colo.)	Pittsburgh (4)	W	65-54
3/28/08	Regional Semifinal (Houston, Texas)	Memphis (1)	L	92-74

### **2009 Midwest Regional - No. 2 Seed (5-1) FINAL FOUR**

3/20/09	First Round (Minneapolis, Minn.)	Robert Morris (15)	W	77-62
3/22/09	Second Round (Minneapolis, Minn.)	USC (10)	W	74-69
3/27/09	Regional Semifinal (Indianapolis, Ind.)	Kansas (3)	W	67-62
3/29/09	Regional Final (Indianapolis, Ind.)	Louisville (1)	W	64-52
4/4/09	National Semifinal (Detroit, Mich.)	Connecticut (1)	W	82-73
4/6/09	National Semifinal (Detroit, Mich.)	North Carolina (1)	L	89-72

### **2010 Midwest Regional - No. 5 Seed (4-0) FINAL FOUR**

3/19/10	First Round (Spokane, Wash.)	New Mexico St. (12)	W	70-67
3/21/10	Second Round (Spokane, Wash.)	Maryland (4)	W	85-83
3/26/10	Regional Semifinal (St. Louis, Mo.)	Northern Iowa (9)	W	59-52
3/28/10	Regional Final (St. Louis, Mo.)	Tennessee (6)	W	70-69



CURRENT CONSECUTIVE  
NCAA TOURNAMENT  
APPEARANCES

School	Appearances
1. Kansas	21
2. Duke	15
3. Michigan State	13

MICHIGAN STATE  
NCAA SERIES  
RECORDS

Opponent	MSU Record
Ala.-Birmingham.....	0-1
Alabama State.....	1-0
Arizona.....	0-1
Cincinnati.....	0-1
Colorado.....	1-0
Connecticut.....	1-0
Duke.....	1-2
Eastern Michigan.....	1-0
Florida.....	2-0
Fresno State.....	1-0
George Mason.....	0-1
Georgetown.....	1-0
Georgia Tech.....	0-1
Gonzaga.....	1-0
Indiana State.....	1-0
Iowa State.....	1-0
Kansas.....	1-1
Kentucky.....	3-1
Lamar.....	1-0
Louisiana State.....	1-0
Louisville.....	1-1
Marquette.....	2-0
Maryland.....	2-0
Memphis.....	0-1
Mississippi.....	1-0
Mount St. Mary's.....	1-0
Murray State.....	1-0
Nevada.....	0-1
New Mexico State.....	1-0
North Carolina.....	0-5
North Carolina State.....	0-1
Northern Iowa.....	1-0
Notre Dame.....	2-0
Oklahoma.....	1-0
Old Dominion.....	1-0
Pennsylvania.....	1-0
Pittsburgh.....	1-0
Princeton.....	1-0
Providence.....	1-0
Robert Morris.....	1-0
San Francisco.....	0-1
Seton Hall.....	1-0
SW Missouri State.....	1-0
Syracuse.....	1-0
Temple.....	2-0
Tennessee.....	1-0
Texas.....	0-1
UC-Santa Barbara.....	1-0
USC.....	1-0
Utah.....	1-1
Valparaiso.....	1-0
Vermont.....	1-0
Washington.....	1-0
Weber State.....	0-1
Western Kentucky.....	1-0
Wisconsin.....	1-0
UW-Green Bay.....	1-0

NCAA CHAMPIONSHIPS

School	Titles
1. UCLA	11
2. Kentucky	7
3. Indiana	5
North Carolina	5
5. Duke	3
Kansas	3
7. <b>Eight tied at 2, including Michigan State</b>	

FINAL FOUR APPEARANCES

School	Titles
1. North Carolina	18
2. UCLA*	17
3. Duke	15
4. Kentucky	13
Kansas	13
6. Ohio State	10
7. <b>Michigan State</b>	<b>8</b>
Indiana	8
Louisville	8
10. Arkansas	6
Cincinnati	6
Oklahoma State	6

NCAA TOURNAMENT  
WINNING PERCENTAGE

School	Pct. (W-L)
1. Duke	.754 (92-30)
2. UCLA*	.734 (94-34)
3. North Carolina	.723 (102-39)
4. Michigan State	.703 (52-22)
Florida	.703 (26-11)
6. Kentucky*	.692 (101-45)
7. Kansas	.691 (85-38)

NCAA TOURNAMENT  
COACHING RECORDS

CONSECUTIVE FINAL FOUR  
APPEARANCES

Coach	Titles
1. John Wooden	9
2. Mike Krzyzewski	5
3. <b>Seven tied at 3, including Tom Izzo</b>	

HIGHEST NCAA TOURNAMENT  
WINNING PERCENTAGE - ACTIVE

Coach	Pct. (W-L)
1. Mike Krzyzewski	.773 (75-22)
2. <b>Tom Izzo</b>	<b>.761 (35-11)</b>
3. Roy Williams	.753 (55-18)

CONSECUTIVE NCAA TOURNA-  
MENT APPEARANCES - ACTIVE

Coach	Pct. (W-L)
1. Mike Krzyzewski	15
Rick Barnes	15
3. Tom Izzo	13

\* Records adjusted for vacated years.

WON-LOSS RECORD  
AT NCAA  
TOURNAMENT SITES

Site	MSU Record
Atlanta, Ga.....	2-0
Auburn Hills, Mich.....	2-0
Austin, Texas.....	2-0
Cleveland, Ohio.....	2-0
Dayton, Ohio.....	4-3
Denver, Colo.....	2-0
Detroit, Mich.....	1-1
Evanston, Ill.....	1-1
Greensboro, N.C.....	0-1
Hartford, Conn.....	2-0
Houston, Texas.....	0-2
Indianapolis, Ind.....	7-0
Kansas City, Mo.....	0-3
Knoxville, Tenn.....	2-0
Lexington, Ky.....	2-0
Memphis, Tenn.....	2-0
Milwaukee, Wis.....	2-0
Minneapolis, Minn.....	2-1
Murfreesboro, Tenn.....	1-0
New Orleans, La.....	0-1
Salt Lake City, Utah.....	2-0
San Antonio, Texas.....	1-1
St. Louis, Mo.....	4-1
St. Petersburg, Fla.....	1-2
Seattle, Wash.....	0-1
Spokane, Wash.....	2-0
Tallahassee, Fla.....	0-1
Tampa, Fla.....	2-0
Tucson, Ariz.....	1-1
Washington, D.C.....	0-1
Winston-Salem, N.C.....	1-1
Worcester, Mass.....	2-0

MICHIGAN STATE  
NCAA TOURNAMENT  
CAREER LEADERS

Points	No.	Games
1. Andre Hutson	232	19 games
2. Greg Kelser	192	8 games
3. Morris Peterson	191	14 games
4. Mateen Cleaves	186	14 games
5. Maurice Ager	166	11 games

Rebounds	No.	Games
1. Andre Hutson	128	19 games
2. Johnny Green	118	6 games
3. Goran Suton	104	12 games
4. Paul Davis	95	11 games
5. Greg Kelser	90	8 games

Assists	No.	Games
1. Mateen Cleaves	77	14 games
2. Earvin Johnson	76	8 games
3. Kalin Lucas	56	11 games
4. Drew Neitzel	49	11 games
5. Travis Walton	41	12 games



## 1957 BOX SCORES

In its first appearance in the NCAA Tournament, it did not take long for Michigan State to find success. In their first game of the tournament, the Spartans took on Notre Dame in Lexington, Ky. MSU took control of the game in the second half and held on through a late Notre Dame rally to advance to the Regional Finals, 85-83. Next up for MSU was the home team, third-ranked Kentucky. The Spartans came back from 12 down at the half to defeat the Wildcats, 80-68, and advance to the Final Four in their first NCAA appearance. MSU's semifinal game was against top-ranked North Carolina and the two teams played one of the greatest games in Four Final History. The Spartans battled to the end but the Tar Heels were just too strong and took the game in three overtimes, 74-70. Michigan State dropped the consolation game to San Francisco, 67-60, to finish fourth. Johnny Green had an amazing tournament, totaling 77 rebounds during the tournament and averaging 19.3 boards per game. His 77 rebounds set an NCAA tournament record for most rebounds in four games, while his average ranks fourth all-time in tournament history. Green earned All-Tournament honors for his performance and he and Jack Quiggle were also named to the All-Regional team.

### MICHIGAN STATE 85 - NOTRE DAME 83

March 15, 1957 - Lexington, Ky.

MICHIGAN STATE	FG-FGA	FT-FTA	REB	PF	TP
George Ferguson	8-20	0-0	10	4	16
Larry Hedden	4-16	5-12	11	3	13
John Green	8-21	4-7	27	3	20
Jack Quiggle	8-22	2-3	7	3	18
Pat Wilson	0-2	0-0	3	1	0
David Scott	1-2	2-4	3	0	4
Robert Anderegg	4-8	6-8	5	2	14
<b>TOTALS</b>	<b>33-91</b>	<b>19-34</b>	<b>60</b>	<b>16</b>	<b>85</b>

NOTRE DAME	FG-FGA	FT-FTA	REB	PF	TP
John McCarthy	5-13	11-12	11	3	21
Tom Hawkins	6-14	7-7	11	3	19
Joseph Morelli	0-3	0-0	0	0	0
John Smyth	11-22	3-3	14	4	25
Gene Duffy	3-4	0-0	1	5	6
Bob Devine	3-14	4-5	5	2	10
Ed Gleason	1-3	0-1	0	3	2
Thomas Sullivan	0-0	0-0	2	1	0
<b>TOTALS</b>	<b>29-73</b>	<b>25-28</b>	<b>44</b>	<b>21</b>	<b>83</b>

Halftime: Michigan State 37-36

Attendance: 11,000

Officials: Fox and DiGravio

### MICHIGAN STATE 80 - KENTUCKY 68

March 16, 1957 - Lexington, Ky.

MICHIGAN STATE	FG-FGA	FT-FTA	REB	PF	TP
George Ferguson	5-15	5-6	12	3	15
Larry Hedden	4-16	2-6	7	2	10
Robert Anderegg	1-4	0-0	1	2	2
Tom Markovich	0-0	0-0	1	1	0
John Green	5-11	4-6	18	5	14
Chuck Bencie	2-5	1-2	5	1	5
Jack Quiggle	9-22	4-4	4	4	22
Pat Wilson	3-10	0-0	3	0	6
Harry Lux	0-1	0-0	0	0	0
David Scott	1-3	4-5	0	0	6
<b>TOTALS</b>	<b>30-87</b>	<b>20-29</b>	<b>51</b>	<b>15</b>	<b>80</b>

KENTUCKY	FG-FGA	FT-FTA	REB	PF	TP
Johnny Cox	3-12	11-12	4	5	17
John Crigler	5-11	0-1	9	2	10
Ray Mills	0-2	2-4	4	2	2
Lincoln Collinsworth	0-0	0-0	0	0	0
Ed Beck	2-10	0-2	16	2	4
Gerry Calvert	8-18	2-4	6	4	18
Vernon Hatton	6-13	3-5	7	1	15
Adrian Smith	0-1	2-3	1	0	2
Earl Adkins	0-0	0-0	0	2	0
<b>TOTALS</b>	<b>24-68</b>	<b>20-30</b>	<b>47</b>	<b>16</b>	<b>68</b>

Halftime: Kentucky 47-35

Attendance: N/A

Officials: Anderson and Mihalik

### NORTH CAROLINA 74 - MICHIGAN ST. 70 (3OT)

March 22, 1957 - Kansas City, Mo.

MICHIGAN STATE	FG-FGA	FT-FTA	REB	PF	TP
Jack Quiggle	6-21	8-10	10	1	20
John Green	4-12	3-6	19	2	11
George Ferguson	4-8	2-3	1	5	10
Larry Hedden	4-20	6-7	15	5	14
Pat Wilson	0-3	2-2	5	1	2
Robert Anderegg	2-7	3-6	3	2	7
Chuck Bencie	1-6	0-0	2	1	2
David Scott	2-3	0-2	3	1	4
<b>TOTALS</b>	<b>23-80</b>	<b>24-36</b>	<b>65</b>	<b>18</b>	<b>70</b>

NORTH CAROLINA	FG-FGA	FT-FTA	REB	PF	TP
Lennie Rosenbluth	11-42	7-9	3	1	29
Bob Cunningham	9-18	3-5	12	5	21
Pete Brennan	6-16	2-4	17	5	14
Tommy Kearns	1-8	4-5	6	4	6
Joe Quigg	0-1	2-3	4	5	2
Danny Lotz	0-0	0-1	4	1	0
Bob Young	1-3	0-1	2	1	2
Roy Searcy	0-0	0-0	1	0	0
<b>TOTALS</b>	<b>28-88</b>	<b>18-28</b>	<b>54</b>	<b>22</b>	<b>74</b>

Halftime: 29-29

First overtime: 64-64

Officials: Ogden and Lightner

Regulation score: 58-58

Second overtime: 66-66

Attendance: N/A

### SAN FRANCISCO 67 - MICHIGAN ST. 60

March 23, 1957 - Kansas City, Mo.

MICHIGAN STATE	FG-FGA	FT-FTA	REB	PF	TP
John Green	4-9	1-1	13	5	9
George Ferguson	4-11	6-9	11	2	14
Larry Hedden	4-10	1-2	5	5	9
Pat Wilson	3-6	0-1	0	1	6
Harry Lux	2-2	1-1	3	2	5
Robert Anderegg	2-8	3-4	4	5	7
David Scott	2-6	0-1	3	1	4
Chuck Bencie	0-5	0-0	4	1	0
Jack Quiggle	2-6	2-2	4	1	6
<b>TOTALS</b>	<b>23-63</b>	<b>14-21</b>	<b>60</b>	<b>23</b>	<b>60</b>

SAN FRANCISCO	FG-FGA	FT-FTA	REB	PF	TP
Art Day	6-14	0-3	6	3	12
Al Dunbar	4-9	1-4	3	4	9
Gene Brown	8-18	6-11	7	3	22
Mike Farmer	4-12	8-9	2	1	16
Mike Preaseau	2-6	4-4	6	4	8
Jack King	0-2	0-0	0	2	0
Bill Mallen	0-0	0-0	1	0	0
Dave Lillevand	0-1	0-0	1	0	0
<b>TOTALS</b>	<b>24-62</b>	<b>19-31</b>	<b>35</b>	<b>17</b>	<b>67</b>

Halftime: San Francisco 33-30

Attendance: N/A

Officials: Ogden and Lightner



JACK QUIGGLE EARNED ALL-REGIONAL HONORS IN 1957.

## 1959 BOX SCORES

Michigan State returned to the NCAA tournament in 1959. In their first round game, the Spartans jumped out to a 29-4 lead over Marquette and managed to hold on down the stretch to advance to the Regional Finals, 74-69. In the Regional Finals, they met a much taller Louisville squad. Despite standing just 6-foot-6, John Green tallied 29 points and 23 rebounds, but MSU could not get by the Cardinals, falling 88-81. Green earned All-Regional honors for the second time in his career, averaging 21.5 points and 20.5 rebounds in MSU's two games.

### MICHIGAN STATE 74 - MARQUETTE 69

March 13, 1959 - Raleigh, N.C.

MICHIGAN STATE	FG-FGA	FT-FTA	REB	PF	TP
Bob Anderegg	10-19	3-7	8	1	23
Horace Walker	9-21	2-3	8	2	20
John Green	6-18	2-4	18	5	14
Lance Olson	1-7	6-8	4	4	8
Tom Rand	1-5	1-2	5	2	3
Dave Fahs	2-6	0-1	1	0	4
Art Gowens	1-1	0-0	1	0	2
Team			6		
<b>TOTALS</b>	<b>30-77</b>	<b>14-25</b>	<b>51</b>	<b>14</b>	<b>74</b>

MARQUETTE	FG-FGA	FT-FTA	REB	PF	TP
Walt Mangham	6-17	3-7	9	3	15
Don Kojis	7-17	3-6	21	3	17
Mike Moran	3-15	3-4	5	4	9
Jim Kollar	6-11	1-1	5	4	13
Jim McCoy	6-18	1-1	10	2	13
Jim Kersten	0-0	0-0	0	0	0
Gregg Ripp	0-2	0-0	1	0	0
Joel Plinska	1-1	0-0	0	1	2
Team			7		
<b>TOTALS</b>	<b>29-81</b>	<b>11-19</b>	<b>58</b>	<b>17</b>	<b>69</b>

Halftime: Michigan State 38-34 Officials: Anderson and DiGravio

Attendance: 9,200

### LOUISVILLE 88 - MICHIGAN STATE 81

March 14, 1959 - Raleigh, N.C.

MICHIGAN STATE	FG-FGA	FT-FTA	REB	PF	TP
Bob Anderegg	8-21	6-10	3	5	22
Horace Walker	1-9	1-1	9	5	3
John Green	11-21	7-12	23	3	29
Lance Olson	6-15	4-4	3	3	16
Tom Rand	1-7	0-0	2	3	6
Dave Fahs	0-5	0-1	1	2	0
Art Gowens	1-1	1-2	0	0	3
Jim Stouffer	3-5	0-0	1	0	6
Team			8		
<b>TOTALS</b>	<b>31-84</b>	<b>19-30</b>	<b>50</b>	<b>21</b>	<b>81</b>

LOUISVILLE	FG-FGA	FT-FTA	REB	PF	TP
Don Goldstein	7-15	7-7	7	4	21
John Turner	10-19	2-3	6	4	22
Fred Sawyer	6-12	2-5	15	4	14
Roger Tieman	0-6	3-3	4	2	3
Harold Andrews	5-9	3-4	4	5	13
Joe Kitchen	2-4	1-1	4	1	5
Buddy Leathers	3-10	4-5	3	3	10
Team			9		
<b>TOTALS</b>	<b>33-75</b>	<b>22-28</b>	<b>52</b>	<b>23</b>	<b>88</b>

Halftime: Michigan State 43-40 Officials: Miahlik and Anderson

## 1978 BOX SCORES

After a 19-year absence, Michigan State returned to the NCAA Tournament with one of its best teams ever, featuring the combination of freshman Earvin "Magic" Johnson and sophomore Greg Kelser. After cruising to victories over Providence and Western Kentucky, MSU took on No. 1-ranked Kentucky in the regional final. Michigan State held a 27-22 halftime lead, but Kentucky took over in the second half and ended any hopes MSU had of going to its second Final Four. Johnson and Kelser both earned All-Regional honors, with Kelser recording double-doubles in each game and averaging 21.7 points and 12.3 rebounds during the tournament.

### MICHIGAN STATE 77 - PROVIDENCE 63

March 11, 1978 - Indianapolis, Ind.

MICHIGAN STATE	FG-FGA	FT-FTA	REB	PF	TP	A	TO	BS	S	MIN
Greg Kelser, f	9-10	5-7	11	2	23	3	4	2	1	37
Earvin Johnson, g	5-9	4-6	7	3	14	7	2	1	2	37
Jay Vincent, c	2-3	2-3	4	1	6	1	2	1	0	24
Terry Donnelly, g	6-9	0-0	3	2	12	3	4	0	2	36
Robert Chapman, g	7-12	0-0	1	2	14	1	3	0	1	36
Michael Brkovich	0-0	0-0	0	1	0	0	1	0	0	5
Ron Charles	3-4	0-2	3	4	6	1	0	2	1	11
Don Flowers	0-0	0-0	0	0	0	0	1	0	0	1
Nate Phillips	0-1	0-0	0	1	0	1	0	0	0	1
Michael Longaker	0-0	0-0	0	0	0	0	0	0	0	1
Len Williams	0-0	0-0	0	0	0	0	1	0	1	1
Alfred Brown	0-2	0-0	1	0	0	0	1	0	0	2
Daniel Riewald	0-0	0-0	0	0	0	0	0	0	0	2
Rick Kaye	0-0	0-0	1	0	0	0	0	0	0	1
Sten Feldrich	1-2	0-0	2	0	2	0	0	0	0	5
Team			2							
<b>TOTALS</b>	<b>33-52</b>	<b>11-18</b>	<b>35</b>	<b>17</b>	<b>77</b>	<b>17</b>	<b>19</b>	<b>6</b>	<b>8</b>	<b>200</b>

PROVIDENCE	FG-FGA	FT-FTA	REB	PF	TP	A	TO	BS	S	MIN
Bill Eason, f	3-10	0-2	6	4	6	2	1	0	0	30
Bruce Campbell, f	9-16	6-6	8	4	24	0	4	0	1	37
Bob Misevicius, c	6-10	1-1	6	4	13	0	3	0	0	31
Dwight Williams, g	1-6	2-4	1	5	4	5	4	0	2	32
Paul Oristaglio, g	0-1	0-0	0	1	0	1	1	0	0	15
Jerry Scott	2-6	0-1	1	0	4	0	0	1	1	9
David Frye	0-1	2-2	1	0	2	1	1	0	0	4
John Nolan	0-1	2-2	0	0	2	0	1	0	1	4
Ernie Delgatto	0-0	0-0	1	0	0	0	0	0	0	2
Rudy Williams	2-6	2-4	4	3	6	1	2	0	0	27
Rich Hunger	0-2	2-2	1	2	2	0	0	0	1	9
Team			5							
<b>TOTALS</b>	<b>23-59</b>	<b>17-24</b>	<b>34</b>	<b>23</b>	<b>63</b>	<b>10</b>	<b>17</b>	<b>1</b>	<b>6</b>	<b>200</b>

Halftime: Michigan State 38-26 Officials: Overhy and Kelley

Attendance: 16,519

### MICHIGAN ST. 90 - WESTERN KENTUCKY 69

March 16, 1978 - Dayton, Ohio

MICHIGAN STATE	FG-FGA	FT-FTA	REB	PF	TP	A	TO	BS	S	MIN
Earvin Johnson, g	3-17	7-11	9	2	13	14	5	0	1	39
Greg Kelser, f	11-18	1-2	13	5	23	1	3	1	0	31
Jay Vincent, c	6-8	0-0	6	4	12	1	1	0	0	27
Robert Chapman, g	10-12	3-6	3	3	23	2	1	0	0	39
Terry Donnelly, g	0-1	0-0	0	0	0	4	2	0	0	35
Ron Charles	4-4	5-6	8	3	13	0	2	2	0	21
Michael Brkovich	1-1	0-0	1	3	2	1	0	0	0	3
Sten Feldreich	0-0	0-0	1	3	0	0	0	0	0	2
Alfred Brown	1-1	0-0	1	0	2	1	0	1	0	1
Daniel Riewald	0-0	0-0	0	0	0	0	0	0	0	1
Don Flowers	1-1	0-0	0	0	2	1	0	0	0	1
Team			2							
<b>TOTALS</b>	<b>37-63</b>	<b>16-25</b>	<b>47</b>	<b>21</b>	<b>90</b>	<b>25</b>	<b>14</b>	<b>4</b>	<b>1</b>	<b>200</b>

WESTERN KENTUCKY	FG-FGA	FT-FTA	REB	PF	TP	A	TO	BS	S	MIN
James Johnson, f	5-8	2-5	7	5	12	0	2	2	0	31
Greg Jackson, f	8-12	5-10	6	1	21	0	2	2	1	34
Aaron Bryant, c	5-7	2-2	7	5	12	0	0	2	1	20
Darryl Turner, g	6-19	0-0	4	5	12	4	5	0	0	36
Steve Ashby, g	0-1	0-0	0	1	0	5	0	0	0	16
Mike Prince	2-7	0-0	1	0	4	3	1	0	1	24
Greg Burbach	0-1	0-0	0	2	0	3	3	0	0	9
Mike Reese	3-6	0-3	3	2	6	2	0	0	1	21
John Rahn	1-4	0-0	3	1	2	0	0	0	0	8
Don Thomas	0-0	0-0	0	0	0	0	0	0	0	1
Team			0							
<b>TOTALS</b>	<b>30-65</b>	<b>9-20</b>	<b>34</b>	<b>22</b>	<b>69</b>	<b>17</b>	<b>13</b>	<b>5</b>	<b>3</b>	<b>200</b>

Halftime: Michigan State 39-29 Officials: McCarthur and Clymer

Attendance: 13,458

## KENTUCKY 52 - MICHIGAN STATE 49

March 18, 1978 - Dayton, Ohio

MICHIGAN STATE	FG-FGA	FT-FTA	REB	PF	TP	A	TO	BS	S	MIN
Earvin Johnson, g	2-10	2-2	4	4	6	5	6	0	2	39
Greg Kelsner, f	9-12	1-3	13	3	19	1	2	2	3	40
Jay Vincent, c	4-7	0-0	1	1	8	2	1	0	0	38
Terry Donnelly, g	0-0	2-2	0	5	2	5	2	1	0	34
Robert Chapman, g	5-9	0-0	1	5	10	1	2	0	1	32
Ron Charles	2-3	0-0	0	0	4	0	1	0	0	16
Michael Brkovich	0-0	0-0	0	0	0	0	0	0	0	1
Team			0							
<b>TOTALS</b>	<b>22-41</b>	<b>5-7</b>	<b>20</b>	<b>18</b>	<b>49</b>	<b>14</b>	<b>14</b>	<b>3</b>	<b>6</b>	<b>200</b>

KENTUCKY	FG-FGA	FT-FTA	REB	PF	TP	A	TO	BS	S	MIN
Jack Givens, f	6-12	2-3	7	3	14	0	2	1	0	34
Rick Robey, f	3-4	0-0	4	1	6	1	2	0	0	30
Mike Phillips, c	3-5	4-4	8	1	10	1	3	0	2	30
Kyle Macy, g	4-10	10-11	1	1	18	3	0	0	1	40
Truman Claytor, g	0-5	0-0	0	2	0	3	2	0	0	30
James Lee	1-1	0-0	1	4	2	2	3	0	0	20
Jay Shidler	1-2	0-0	1	2	2	0	0	0	0	10
La Von Williams	0-0	0-0	1	1	0	0	2	0	0	6
Team			0							
<b>TOTALS</b>	<b>18-39</b>	<b>16-18</b>	<b>24</b>	<b>16</b>	<b>52</b>	<b>10</b>	<b>14</b>	<b>1</b>	<b>3</b>	<b>200</b>

Halftime: Michigan State 27-22 Officials: Clymer and Bishop

Attendance: 13,458

## 1979 BOX SCORES

Michigan State opened its championship run with a 95-64 pounding of Lamar, led by Earvin Johnson's triple-double and Greg Kelsner's 31 points. After defeating LSU, MSU met up with top seed Notre Dame in the Regional Final in what was being called the game to decide the NCAA Championship. The Spartans jumped out to a big lead early en route to an 80-68 victory. Kelsner led the way with a Spartan NCAA Tournament-record 34 points, earning All-Region MVP honors, while Johnson joined him on the All-Region Team. In the Final Four, the Spartans took on Pennsylvania, who entered the tournament as a nine seed. Johnson recorded his second triple-double of the tournament as MSU led 50-17 at the half, finishing with a tournament team record of 101 points. In the championship game, the Spartans took on No. 1-ranked and unbeaten Indiana State, led by Larry Bird. The Spartans jumped out to a big first-half lead on their way to capturing the school's first National Championship. Kelsner and Johnson were both named to the All-Tournament team, while Johnson was named Most Outstanding Player and earned a spot on the All-Decade Team.

## #2 MICHIGAN STATE 95 - #10 LAMAR 64

March 11, 1979 - Murfreesboro, Tenn.

MICHIGAN STATE	FG-FGA	FT-FTA	REB	PF	TP	A	TO	BS	S	MIN
Greg Kelsner, f	12-21	7-10	14	3	31	3	7	0	1	35
Earvin Johnson, g	6-14	1-1	17	1	13	10	6	0	4	35
Jay Vincent, c	5-10	1-2	3	2	11	1	0	0	1	13
Terry Donnelly, g	3-5	0-0	0	3	6	2	0	0	1	32
Michael Brkovich, g	6-7	0-0	2	1	12	3	0	0	1	34
Gregory Lloyd	0-0	0-1	1	0	0	0	0	0	0	3
Ron Charles	6-9	0-2	3	2	12	0	0	1	0	25
Michael Longaker	0-1	1-2	1	0	1	0	0	0	0	5
Jaimie Huffman	1-1	0-1	1	0	2	0	0	0	0	3
Rob Gonzalez	1-2	0-0	2	3	2	0	1	0	0	7
Rick Kaye	2-2	0-0	1	1	4	0	0	0	0	4
Gerald Gilkie	0-0	1-2	1	0	1	0	0	0	0	2
Don Brkovich	0-0	0-0	0	0	0	0	0	0	0	2
Team			4							
<b>TOTALS</b>	<b>42-72</b>	<b>11-21</b>	<b>50</b>	<b>16</b>	<b>95</b>	<b>19</b>	<b>14</b>	<b>1</b>	<b>7</b>	<b>200</b>

LAMAR	FG-FGA	FT-FTA	REB	PF	TP	A	TO	BS	S	MIN
Cestrakiah Lewis, f	5-15	0-0	6	2	10	0	2	0	1	30
B.B. Davis, f	3-12	4-4	9	5	10	1	1	2	1	30
Clarence Kea, c	4-7	3-3	4	5	11	1	3	0	1	19
Mike Olliver, g	3-15	2-2	1	2	8	2	3	0	0	33
Norman Bellard, g	4-7	2-4	3	1	10	1	3	0	2	34
Eric Gathers	3-8	0-0	1	1	6	0	0	0	0	12
Turk Williams	0-3	0-0	4	1	0	0	0	0	0	18
Chris Jones	0-3	0-0	0	2	0	0	0	0	0	7
Mike Rutter	0-1	1-2	6	2	1	0	0	0	0	10
Larry Stephenson	4-5	0-0	4	0	8	0	0	0	0	7
Team			5							
<b>TOTALS</b>	<b>26-76</b>	<b>12-15</b>	<b>43</b>	<b>20</b>	<b>64</b>	<b>5</b>	<b>12</b>	<b>2</b>	<b>5</b>	<b>200</b>

Halftime: Michigan State 46-27

Officials: N/A

Attendance: 10,928

## #2 MICHIGAN STATE 87 - #3 LSU 71

March 16, 1979 - Indianapolis, Ind.

MICHIGAN STATE	FG-FGA	FT-FTA	REB	PF	TP	A	TO	BS	S	MIN
Michael Brkovich, f	4-7	3-4	3	0	11	3	1	0	1	32
Greg Kelsner, f	6-15	3-5	9	5	15	1	4	2	3	27
Ron Charles, c	6-10	6-10	14	1	18	1	1	0	1	34
Terry Donnelly, g	2-5	0-0	1	2	4	2	3	0	0	35
Earvin Johnson, g	5-16	14-15	5	2	24	12	3	0	3	37
Rob Gonzalez	4-7	1-2	1	1	9	0	2	0	2	19
Michael Longaker	1-3	0-0	0	1	2	0	0	0	0	5
Rick Kaye	1-1	0-0	1	1	2	0	0	0	0	4
Gregory Lloyd	0-0	0-0	0	2	0	1	2	0	0	3
Don Brkovich	1-1	0-0	1	0	2	1	1	0	0	2
Gerald Gilkie	0-1	0-0	0	0	0	0	1	0	0	2
Team			4							
<b>TOTALS</b>	<b>30-66</b>	<b>27-36</b>	<b>39</b>	<b>15</b>	<b>87</b>	<b>21</b>	<b>18</b>	<b>2</b>	<b>10</b>	<b>200</b>

LSU	FG-FGA	FT-FTA	REB	PF	TP	A	TO	BS	S	MIN
Lionel Green, f	5-8	2-2	15	4	12	0	5	3	1	40
Greg Cook, f	1-2	0-0	6	5	2	1	1	1	1	33
Rick Mattick, c	3-3	1-1	4	3	7	0	0	1	0	12
Al Green, g	4-9	3-4	3	2	11	1	6	0	2	24
Ethan Martin, g	2-6	0-0	2	1	4	7	3	0	1	24
Jordy Hultberg	11-20	3-4	3	4	25	3	3	1	0	28
Ernest Brown	0-4	0-2	0	0	0	1	2	0	1	11
Andy Campbell	0-0	0-0	0	1	0	0	0	0	0	6
Gus Rudolph	3-3	0-0	4	2	6	0	3	1	1	10
Willie Sims	0-3	0-0	0	0	0	0	0	0	0	4
J. Brian Bergeron	2-6	0-0	0	0	4	1	2	0	0	8
Team			3							
<b>TOTALS</b>	<b>31-64</b>	<b>9-13</b>	<b>40</b>	<b>28</b>	<b>71</b>	<b>14</b>	<b>25</b>	<b>7</b>	<b>7</b>	<b>200</b>

Halftime: Michigan State 36-19

Officials: Herrold, Pavia and Buckiewicz

Attendance: 16,823

## #2 MICHIGAN ST. 80 - #1 NOTRE DAME 68

March 18, 1979 - Indianapolis, Ind.

MICHIGAN STATE	FG-FGA	FT-FTA	REB	PF	TP	A	TO	BS	S	MIN
Michael Brkovich, f	5-10	3-4	4	3	13	1	2	0	0	38
Greg Kelsner, f	15-25	4-8	13	4	34	1	3	2	1	39
Ron Charles, c	2-4	2-2	4	4	6	0	0	0	0	33
Terry Donnelly, g	1-1	2-2	2	3	4	0	1	1	1	36
Earvin Johnson, g	6-10	7-8	5	2	19	13	3	0	2	40
Rob Gonzalez	1-2	0-0	3	0	2	0	1	0	0	10
Jay Vincent	1-2	0-0	0	0	2	0	0	0	0	3
Michael Longaker	0-0	0-0	0	0	0	0	0	0	0	1
Team			3							
<b>TOTALS</b>	<b>31-54</b>	<b>18-24</b>	<b>33</b>	<b>16</b>	<b>80</b>	<b>15</b>	<b>10</b>	<b>3</b>	<b>4</b>	<b>200</b>

NOTRE DAME	FG-FGA	FT-FTA	REB	PF	TP	A	TO	BS	S	MIN
Orlando Woolridge, f	1-6	1-2	3	1	3	0	0	0	0	18
Kelly Tripucka, f	4-11	0-0	4	4	8	1	1	1	2	34
Bill Laimbeer, c	3-5	1-2	4	3	7	1	3	2	1	20
Rich Branning, g	4-14	0-0	3	4	8	4	2	0	1	33
Bill Hanzlik, g	7-12	5-5	5	5	19	4	0	0	1	30
Tracy Jackson	9-13	1-4	6	4	19	1	2	0	0	30
Bruce Flowers	0-1	0-0	6	3	0	1	4	1	2	16
Stan Wilcox	2-4	0-0	1	0	4	2	0	0	0	14
Mike Mitchell	0-0	0-0	0	0	0	0	0	0	0	5
Team			3							
<b>TOTALS</b>	<b>30-66</b>	<b>8-13</b>	<b>35</b>	<b>24</b>	<b>68</b>	<b>14</b>	<b>12</b>	<b>4</b>	<b>7</b>	<b>200</b>

Halftime: Michigan State 34-23

Officials: Buckiewicz, Herrold and Turner Attendance: 17,423



1979 NCAA TOURNAMENT MOST OUTSTANDING PLAYER EARVIN "MAGIC" JOHNSON CUTS DOWN THE NETS AFTER DEFEATING LARRY BIRD AND INDIANA STATE, 75-64.



# NCAA TOURNAMENT FINAL FOUR • APRIL 3 & 5, 2010

## #2 MICHIGAN ST. 101 - #9 PENN 67

March 24, 1979 - Salt Lake City, Utah

MICHIGAN STATE	FG-FGA	FT-FTA	REB	PF	TP	A	TO	BS	S	MIN
Michael Brkovich, f	6-10	0-0	1	4	12	3	1	0	1	23
Greg Kelsner, f	12-19	4-6	9	2	28	3	3	4	1	33
Ron Charles, c	2-2	0-0	6	0	4	0	2	2	0	19
Terry Donnelly, g	3-5	0-0	3	0	6	3	0	0	0	24
Earvin Johnson, g	9-10	11-12	10	2	29	10	4	0	3	35
Jay Vincent	0-1	3-4	1	2	3	0	1	0	0	9
Rob Gonzalez	1-5	0-0	3	2	2	1	3	0	1	22
Michael Longaker	2-2	0-0	2	0	4	1	1	0	2	10
Greg Lloyd	0-2	6-7	1	1	6	1	2	0	2	7
Rick Kaye	2-2	1-3	2	1	5	1	1	0	0	7
Jaimie Huffman	0-0	0-1	2	2	0	1	1	0	0	5
Gerald Gilkie	0-1	0-0	1	1	0	0	0	0	0	3
Don Brkovich	1-1	0-1	1	1	2	0	0	0	0	3
Team			3							
<b>TOTALS</b>	<b>38-60</b>	<b>25-34</b>	<b>44</b>	<b>22</b>	<b>101</b>	<b>24</b>	<b>19</b>	<b>6</b>	<b>10</b>	<b>200</b>

PENNSYLVANIA	FG-FGA	FT-FTA	REB	PF	TP	A	TO	BS	S	MIN
Tony Price, f	7-18	4-4	7	5	18	0	2	0	1	21
Tim Smith, f	0-6	0-0	0	5	0	0	2	0	0	19
Matt White, c	5-12	3-4	11	1	13	1	1	0	1	27
James Salters, g	1-5	0-0	1	2	2	3	2	0	0	25
Bobby Willis, g	4-13	1-3	6	2	9	6	5	1	3	30
Vincent Ross	2-6	0-0	6	3	4	0	2	1	0	17
Ken Hall	3-8	0-1	2	2	6	1	3	0	2	14
Angelo Reynolds	1-3	0-0	0	3	2	0	0	0	0	2
Tom Leifsen	0-1	1-2	4	0	1	0	2	0	0	16
Ted Flick	0-6	6-6	2	3	6	1	1	0	1	15
David Jackson	1-2	4-4	1	0	6	0	3	0	0	8
Ed Kuhl	0-2	0-0	0	0	0	0	1	0	0	3
Tom Condon	0-0	0-0	2	2	0	0	0	0	0	3
Team			2							
<b>TOTALS</b>	<b>24-82</b>	<b>19-24</b>	<b>44</b>	<b>31</b>	<b>67</b>	<b>12</b>	<b>24</b>	<b>2</b>	<b>8</b>	<b>200</b>

Halftime: Michigan State 50-17

Officials: Buckiewicz, Weiler and Silvester Attendance: N/A

## #2 MICHIGAN ST. 75 - #1 INDIANA ST. 64

March 26, 1979 - Salt Lake City, Utah

MICHIGAN STATE	FG-FGA	FT-FTA	REB	PF	TP	A	TO	BS	S	MIN
Michael Brkovich, f	1-2	3-7	4	1	5	1	5	0	0	40
Greg Kelsner, f	7-13	5-6	8	4	19	9	1	2	2	32
Ron Charles, c	3-3	1-2	7	5	7	0	1	0	1	31
Terry Donnelly, g	5-5	5-6	4	2	15	0	2	0	1	39
Earvin Johnson, g	8-15	8-10	7	3	24	5	6	0	1	35
Jay Vincent	2-5	1-2	2	4	5	0	1	0	1	19
Rob Gonzalez	0-0	0-0	0	0	0	0	0	0	0	3
Michael Longaker	0-0	0-0	0	0	0	0	0	0	0	1
Team			2							
<b>TOTALS</b>	<b>26-43</b>	<b>23-33</b>	<b>34</b>	<b>19</b>	<b>75</b>	<b>15</b>	<b>16</b>	<b>2</b>	<b>6</b>	<b>200</b>

INDIANA STATE	FG-FGA	FT-FTA	REB	PF	TP	A	TO	BS	S	MIN
Brad Miley, f	0-0	0-1	3	1	0	0	0	0	0	25
Alex Gilbert, f	2-3	0-4	4	4	4	0	1	1	0	21
Larry Bird, f	7-21	5-8	13	3	19	2	6	1	5	40
Carl Nicks, g	7-14	3-6	2	5	17	4	2	0	1	36
Steve Reed, g	4-9	0-0	0	4	8	9	0	0	0	36
Bob Heaton	4-14	2-2	6	2	10	2	0	0	0	22
Leroy Staley	2-2	0-1	3	2	4	0	0	0	0	18
Rich Nemcek	1-1	0-0	0	3	2	1	1	0	0	2
Team			3							
<b>TOTALS</b>	<b>27-64</b>	<b>10-22</b>	<b>34</b>	<b>24</b>	<b>64</b>	<b>18</b>	<b>10</b>	<b>2</b>	<b>6</b>	<b>200</b>

Halftime: Michigan State 37-28

Officials: Nichols, Muncy, and Wirtz Attendance: 15,410

## 1985 BOX SCORES

After a six-year absence from NCAA Tournament play, MSU returned to the Big Dance with a 10 seed. The Spartans headed to Houston for their first-round game with Alabama-Birmingham. MSU controlled the game in the first half behind All-America guard Sam Vincent and had a three-point lead at halftime, but it was all UAB in the second half. UAB controlled the boards and dominated inside in the second session and went on to a 70-68 win. Vincent ended his brilliant Spartan career with 32 points and six rebounds.

## #7 UAB 70 - #10 MICHIGAN STATE 68

March 15, 1985 - Houston, Texas

MICHIGAN STATE	FG-FGA	FT-FTA	O-D-R	PF	TP	A	TO	BS	S	MIN
Richard Mudd, f	1-4	0-0	4-4-8	5	2	0	3	1	1	23
Larry Polec, f	4-7	0-0	1-2-3	5	8	0	1	0	0	35
Ken Johnson, c	4-8	1-1	5-6-11	4	9	1	3	0	0	37
Scott Skiles, g	6-13	3-4	1-3-4	4	15	8	3	0	2	39
Sam Vincent, g	13-23	6-6	4-2-6	3	32	2	2	0	1	39
Darryl Johnson	1-5	0-0	1-0-1	2	2	4	1	0	1	24
Ralph Walker	0-0	0-0	0-0-0	2	0	0	0	0	0	2
Greg Pedro	0-0	0-0	0-0-0	0	0	0	0	0	0	1
Team			2							
<b>TOTALS</b>	<b>29-60</b>	<b>10-11</b>	<b>16-17-35</b>	<b>25</b>	<b>68</b>	<b>15</b>	<b>13</b>	<b>1</b>	<b>5</b>	<b>200</b>

UAB	FG-FGA	FT-FTA	O-D-R	PF	TP	A	TO	BS	S	MIN
Marvin Ray Johnson, f	0-0	0-0	0-0-0	0	0	2	0	0	1	9
Jerome Mincy, f	6-15	6-13	4-3-7	2	18	0	2	2	1	37
Anthony Gordon, c	0-0	0-1	0-0-0	2	0	0	1	0	0	7
Steve Mitchell, g	8-12	2-2	0-1-1	3	18	5	3	0	1	38
James Ponder, g	3-9	9-10	1-1-2	1	15	1	1	0	0	37
Tracy Foster	1-2	0-0	0-0-0	0	2	1	2	0	0	10
Murry Bartow	0-0	0-0	0-1-1	0	0	0	0	0	0	6
Michael Charles	2-4	3-4	1-4-5	3	21	2	0	0	1	21
Archie Johnson	4-6	2-4	6-4-10	1	10	1	2	0	0	35
Team			3							
<b>TOTALS</b>	<b>24-48</b>	<b>22-34</b>	<b>12-14-29</b>	<b>12</b>	<b>70</b>	<b>12</b>	<b>11</b>	<b>2</b>	<b>4</b>	<b>200</b>

Halftime: Michigan State 35-32

Officials: Clougherty, Barnett and Bosone Attendance: 8,000

## 1986 BOX SCORES

With veteran guard Scott Skiles leading the way, MSU made a trip to the Sweet Sixteen. In the first round, MSU used a 17-2 second-half run to rally from a 40-28 deficit against Washington. Skiles iced the game by sinking two free throws with two seconds remaining. In the second round vs. Georgetown, the Spartans used a 19-9 second-half run to break open a close game and secure their first Sweet Sixteen bid in seven years. The Spartans had to battle second-ranked and top seeded Kansas in Kansas City. The Jayhawks held a nine-point halftime lead, but once again MSU rallied in the second half to forge ahead. With 2:20 remaining in the game, the clock did not move for approximately 15 seconds before officials stopped play. The time on the clock was never corrected before play resumed. Kansas rallied from a six-point deficit to send the game to overtime, scoring the last basket on a tip-in with 10 seconds remaining ... 10 seconds that should not have existed. The Spartans, however, could have sealed victory by making their foul shots in the last minute. Kansas dominated the overtime session and won 96-86. Skiles earned a spot on the All-Regional team, averaging 24.6 points over three games.

## #5 MICHIGAN ST. 72 - #12 WASHINGTON 70

March 13, 1986 - Dayton, Ohio

MICHIGAN STATE	FG-FGA	FT-FTA	O-D-R	PF	TP	A	TO	BS	S	MIN
Larry Polec, f	2-5	0-0	1-2-3	4	4	0	2	0	0	29
Vernon Carr, f	6-10	3-5	2-3-5	2	15	2	3	0	0	36
Barry Fordham, c	0-2	0-0	3-2-5	2	0	0	1	1	1	37
Darryl Johnson, g	11-13	0-0	1-3-4	3	22	3	1	0	1	37
Scott Skiles, g	12-21	7-7	0-0-0	2	31	7	3	0	3	40
Ralph Walker	0-0	0-0	1-4-5	4	0	0	2	0	0	15
Carlton Valentine	0-1	0-0	0-1-1	0	0	0	0	0	0	4
Mario Izzo	0-0	0-0	1-0-1	0	0	0	0	0	0	2
Team			1-0-1							
<b>TOTALS</b>	<b>31-52</b>	<b>10-12</b>	<b>10-15-25</b>	<b>17</b>	<b>72</b>	<b>12</b>	<b>12</b>	<b>1</b>	<b>5</b>	<b>200</b>

WASHINGTON	FG-FGA	FT-FTA	O-D-R	PF	TP	A	TO	BS	S	MIN
Shag Williams, f	8-10	0-0	6-1-7	4	16	5	2	0	0	35
Paul Fortier, f	1-7	6-8	4-3-7	1	8	2	1	0	0	38
Chris Welp, c	10-21	2-5	4-5-9	2	22	1	3	0	0	38
Clay Damon, g	4-7	2-2	1-1-2	1	10	5	0	0	0	26
Greg Hill, g	7-11	0-0	0-2-2	2	14	4	2	0	1	40
Al Moscatel	0-3	0-0	0-1-1	4	0	2	0	0	0	14
Phil Zevenbergen	0-1	0-0	1-1-2	0	0	0	2	0	0	9
Team			0-1-1							
<b>TOTALS</b>	<b>30-60</b>	<b>10-15</b>	<b>16-15-31</b>	<b>14</b>	<b>70</b>	<b>19</b>	<b>10</b>	<b>0</b>	<b>1</b>	<b>200</b>

Halftime: Washington 36-26

Officials: Silvester, Howell and Herring Attendance: 13,260

# NCAA TOURNAMENT FINAL FOUR • APRIL 3 & 5, 2010

## #5 MICHIGAN ST. 80 - #4 GEORGETOWN 68

March 15, 1986 - Dayton, Ohio

MICHIGAN STATE	FG-FGA	FT-FTA	O-D-R	PF	TP	A	TO	BS	S	MIN
Larry Polec, f	4-7	8-8	3-7-10	4	16	0	1	0	0	32
Vernon Carr, f	3-6	7-8	2-4-6	2	13	1	0	0	0	30
Barry Fordham, c	4-6	0-2	1-3-4	2	8	0	1	0	0	37
Darryl Johnson, g	6-12	0-0	1-1-2	2	12	6	0	0	2	40
Scott Skiles, g	7-12	10-11	0-2-2	2	23	5	6	0	1	40
Ralph Walker	0-0	2-2	0-3-3	1	2	0	0	0	1	12
Carlton Valentine	2-3	1-2	2-2-4	0	5	1	1	0	0	9
Team			1-2-3							
<b>TOTALS</b>	<b>26-48</b>	<b>28-33</b>	<b>10-24-34</b>	<b>13</b>	<b>80</b>	<b>13</b>	<b>9</b>	<b>0</b>	<b>4</b>	<b>200</b>

GEORGETOWN	FG-FGA	FT-FTA	O-D-R	PF	TP	A	TO	BS	S	MIN
Reggie Williams, f	7-13	1-2	0-4-4	5	16	1	1	0	1	30
Ronnie Highsmith, f	3-3	0-0	3-0-3	5	6	0	0	0	0	21
Ralph Dalton, c	3-9	3-4	5-5-10	3	9	0	3	1	0	33
David Wingate, g	5-12	7-8	1-0-1	3	17	3	1	0	2	30
Michael Jackson, g	1-7	1-2	0-3-3	2	3	9	2	0	1	29
Johnathan Edwards	2-3	0-0	0-2-2	0	4	0	0	1	0	14
Jaren Jackson	1-4	0-0	0-0-0	3	2	3	0	0	0	14
Horace Broadnax	3-7	0-0	1-0-1	2	6	1	0	0	1	14
Perry McDonald	3-3	0-1	2-0-2	2	6	0	0	0	0	10
Bobby Winston	0-0	0-0	0-0-0	0	0	0	0	0	0	2
Charles Smith	0-0	0-0	0-0-0	1	0	0	0	0	0	3
Team			3-0-3							
<b>TOTALS</b>	<b>28-61</b>	<b>12-17</b>	<b>15-14-29</b>	<b>25</b>	<b>68</b>	<b>17</b>	<b>7</b>	<b>2</b>	<b>5</b>	<b>200</b>

Halftime: Michigan State 32-30

Officials: McJunkin, Moreau and Crowley Attendance: 13,260

## #1 KANSAS 96 - #5 MICHIGAN ST. 86 (OT)

March 21, 1986 - Kansas City, Mo.

MICHIGAN STATE	FG-FGA	FT-FTA	O-D-R	PF	TP	A	TO	BS	S	MIN
Vernon Carr, f	7-13	3-6	2-2-4	3	17	3	2	0	0	42
Larry Polec, f	6-7	4-5	5-6-11	5	16	2	3	0	2	39
Barry Fordham, c	7-9	1-3	2-3-5	3	15	0	0	0	0	45
Scott Skiles, g	6-14	8-10	0-2-2	3	20	7	4	0	1	38
Darryl Johnson, g	4-11	2-2	1-3-4	4	10	9	2	0	1	37
Ralph Walker	0-1	2-2	1-2-3	1	2	0	0	0	0	11
Mark Brown	1-2	0-1	1-1-2	1	2	0	0	0	0	7
Carlton Valentine	2-4	0-0	0-1-1	0	4	0	2	0	0	6
Team			3-2-5							
<b>TOTALS</b>	<b>33-61</b>	<b>20-29</b>	<b>15-22-37</b>	<b>20</b>	<b>86</b>	<b>21</b>	<b>13</b>	<b>0</b>	<b>4</b>	<b>225</b>

KANSAS	FG-FGA	FT-FTA	O-D-R	PF	TP	A	TO	BS	S	MIN
Danny Manning, f	7-12	3-3	2-1-3	5	17	0	2	1	1	25
Ron Kellogg, f	7-12	0-0	4-1-5	5	14	2	1	0	0	24
Greg Dreiling, c	3-10	4-7	0-7-7	0	10	1	2	1	0	32
Cedric Hunter, g	4-9	3-4	3-1-4	2	11	10	0	0	3	43
Calvin Thompson, g	10-19	6-9	2-2-4	2	26	4	0	1	0	43
Mark Turgeon	0-1	0-0	0-0-0	2	0	1	1	0	1	7
Archie Marshall	7-12	2-2	7-6-13	2	16	1	1	0	0	31
Chris Piper	1-2	0-0	0-2-2	2	2	1	0	0	1	20
Team			2-0-2							
<b>TOTALS</b>	<b>39-77</b>	<b>18-25</b>	<b>20-20-40</b>	<b>21</b>	<b>96</b>	<b>20</b>	<b>7</b>	<b>3</b>	<b>6</b>	<b>225</b>

Halftime: Kansas 46-37

Officials: Dibler, Armstrong and Pavia Attendance: 16,800

## 1990 BOX SCORES

Michigan State entered the tournament with its first Big Ten title in 12 years and a No. 1 seed. The Spartans got a scare when No. 16-seed Murray State pushed them to overtime. Steve Smith's 22 points led MSU past UC Santa Barbara, 62-58, in the second round. The Sweet Sixteen featured a match-up of All-America guards with MSU's Smith and Georgia Tech's Kenny Anderson. Anderson scored 17 first-half points, while Smith countered with 16 as Tech held a four-point halftime advantage. After a back-and-forth second half, MSU held a two-point lead with five seconds remaining. With the chance to ice the game, MSU missed the front half of a one-and-one. Anderson came down the floor and hit a 3-point field goal as time expired. The officials conferred and decided Anderson's foot was on the line, sending the game into overtime. Officials, however, missed that Anderson's shot was after the buzzer and should not have counted. Once again, MSU's dreams were dashed by controversy as Georgia Tech won in overtime. Smith finished with 32 points and was named to the All-Region squad.

## #1 MICHIGAN ST. 75 - #16 MURRAY ST. 71 (OT)

March 15, 1990 - Knoxville, Tenn.

MICHIGAN STATE	FG-FGA	3FG	FT-FTA	O-D-R	PF	TP	A	TO	BS	S	MIN
Ken Redfield, f	5-11	0-1	1-2	4-7-11	3	11	1	3	0	2	38
Matt Steigenga, f	0-2	0-0	2-2	1-2-3	3	2	1	2	1	0	17
Mike Peplowski, c	1-3	0-0	0-0	1-5-6	3	2	1	1	0	0	26
Steve Smith, g	10-16	0-0	0-0	3-8-11	2	22	4	3	1	0	40
Mark Montgomery, g	2-5	2-5	0-1	1-3-4	0	5	9	3	1	0	34
Kirk Manns	9-18	1-2	0-0	2-1-3	1	21	1	0	0	0	27
Parish Hickman	0-3	3-11	0-0	0-2-2	1	0	1	0	0	1	13
Dwayne Stephens	6-9	0-0	0-0	1-4-5	4	12	2	3	0	0	29
Todd Wolfe	0-0	0-0	0-0	0-0-0	0	0	0	0	0	0	1
Team				1-5-6							
<b>TOTALS</b>	<b>33-67</b>	<b>6-19</b>	<b>3-5</b>	<b>14-37-51</b>	<b>17</b>	<b>75</b>	<b>20</b>	<b>15</b>	<b>3</b>	<b>3</b>	<b>225</b>

MURRAY STATE	FG-FGA	3FG	FT-FTA	O-D-R	PF	TP	A	TO	BS	S	MIN
Sherman Pride, f	0-0	0-0	0-0	0-1-1	1	0	0	0	0	0	13
Chris Odgen, f	1-7	0-0	0-0	1-4-5	4	2	0	0	0	1	37
Popeye Jones, c	15-36	3-7	4-6	6-5-11	2	37	0	0	1	1	45
Paul King, g	2-6	1-3	2-4	2-3-5	2	7	4	1	1	1	45
Frank Allen, g	4-11	2-7	4-4	1-5-6	2	14	4	3	0	0	41
Greg Coble	4-12	1-5	2-2	1-1-2	2	11	3	0	0	1	38
Ismael Rosario	0-0	0-0	0-0	0-1-1	0	0	0	0	0	0	4
Scott Sivils	0-0	0-0	0-0	0-0-0	0	0	0	1	0	0	2
Team				1-1-2							
<b>TOTALS</b>	<b>26-72</b>	<b>7-22</b>	<b>12-16</b>	<b>12-21-33</b>	<b>13</b>	<b>71</b>	<b>11</b>	<b>5</b>	<b>2</b>	<b>4</b>	<b>225</b>

Halftime: Michigan State 33-31

Officials: Lembo, McDonald, Clark.

End of Regulation: 65-65

Attendance: 11,287.

## #1 MICHIGAN ST. 62 - #9 UCSB 58

March 17, 1990 - Knoxville, Tenn.

MICHIGAN STATE	FG-FGA	3FG	FT-FTA	O-D-R	PF	TP	A	TO	BS	S	MIN
Ken Redfield, f	2-5	0-0	3-8	2-5-7	1	7	2	4	0	1	33
Matt Steigenga, f	3-4	0-0	2-2	1-3-4	3	8	2	1	0	3	21
Mike Peplowski, c	3-6	0-0	2-4	2-9-11	3	8	0	2	1	1	29
Steve Smith, g	6-15	0-2	9-10	2-4-6	2	21	4	4	0	2	37
Mark Montgomery, g	1-4	0-1	0-1	0-3-3	3	2	2	0	0	0	31
Kirk Manns	1-5	0-2	1-1	1-1-2	1	3	0	2	0	0	17
Parish Hickman	2-2	0-0	1-1	0-2-2	0	5	0	2	1	1	11
Dwayne Stephens	2-3	0-0	4-5	0-3-3	1	8	1	1	0	0	21
Team				2-1-3							
<b>TOTALS</b>	<b>20-44</b>	<b>0-5</b>	<b>22-32</b>	<b>10-31-41</b>	<b>14</b>	<b>62</b>	<b>11</b>	<b>16</b>	<b>2</b>	<b>8</b>	<b>200</b>

UC-SANTA BARBARA	FG-FGA	3FG	FT-FTA	O-D-R	PF	TP	A	TO	BS	S	MIN
Lucius Davis, f	2-6	1-1	1-2	3-2-5	5	6	2	3	0	0	34
Gary Gray, f	3-12	0-0	0-0	3-2-5	3	6	1	4	0	0	36
Eric McArthur, c	3-8	0-0	2-4	3-4-7	4	8	2	2	2	2	28
Carrick DeHart, g	8-20	3-12	4-4	0-1-1	4	23	1	2	1	0	40
Paul Johnson, g	2-5	1-2	1-1	1-2-3	5	6	2	1	0	0	20
Ulysses Akins	2-4	0-0	0-0	1-1-2	3	4	0	1	0	1	11
Idris Jones	1-7	1-5	2-2	2-4-6	3	5	1	0	0	2	17
Mike Meyer	0-0	0-0	0-0	0-4-4	0	0	0	1	1	0	9
Bob Erbst	0-1	0-0	0-0	0-1-1	0	0	0	0	0	1	5
Team				1-3-4							
<b>TOTALS</b>	<b>21-63</b>	<b>6-20</b>	<b>10-13</b>	<b>14-24-38</b>	<b>28</b>	<b>58</b>	<b>9</b>	<b>14</b>	<b>4</b>	<b>6</b>	<b>200</b>

Halftime: Michigan State 25-20

Officials: Lembo, Stupin, Corio

Attendance: 14,153.

# NCAA TOURNAMENT FINAL FOUR • APRIL 3 & 5, 2010

## #4 GEORGIA TECH 81 - #1 MICHIGAN ST. 80 (OT)

March 23, 1990 - New Orleans, La.

MICHIGAN STATE	FG-FGA	3FG	FT-FTA	O-D-R	PF	TP	A	TO	BS	S	MIN
Ken Redfield, f	3-6	0-1	1-2	2-3-5	4	7	2	2	1	1	36
Matt Steigenga, f	2-9	0-0	0-0	1-3-4	4	4	3	3	0	1	25
Mike Peplowski, c	4-5	0-0	1-1	1-3-4	1	9	1	0	0	0	19
Steve Smith, g	13-22	3-5	3-4	1-4-5	0	32	6	4	0	2	44
Mark Montgomery, g	2-5	1-1	0-0	1-0-1	5	5	2	3	1	1	29
Kirk Manns	0-3	0-1	0-0	0-1-1	1	0	0	1	0	0	12
Parish Hickman	6-9	0-0	1-1	1-9-10	2	13	0	1	2	0	25
Dwayne Stephens	3-6	0-0	4-4	3-2-5	0	10	2	0	0	0	35
Team				1-3-4							
<b>TOTALS</b>	<b>33-65</b>	<b>4-8</b>	<b>10-12</b>	<b>11-28-39</b>	<b>17</b>	<b>80</b>	<b>16</b>	<b>14</b>	<b>4</b>	<b>5</b>	<b>225</b>

GEORGIA TECH	FG-FGA	3FG	FT-FTA	O-D-R	PF	TP	A	TO	BS	S	MIN
Dennis Scott, f	7-22	2-10	2-2	1-8-9	3	18	1	3	0	1	45
Malcolm Mackey, f	3-6	0-0	0-2	4-3-7	3	6	0	0	2	0	25
Johnny McNeil, c	4-6	0-0	4-4	1-5-6	5	12	0	1	0	0	37
Kenny Anderson, g	13-23	3-8	2-3	3-1-4	0	31	3	2	0	3	46
Brian Oliver, g	4-10	0-4	3-4	0-1-1	4	11	1	2	0	1	43
Karl Brown	1-2	1-1	0-0	1-0-1	3	3	1	1	0	2	29
Team				2-4-6							
<b>TOTALS</b>	<b>32-69</b>	<b>6-23</b>	<b>11-15</b>	<b>12-22-34</b>	<b>18</b>	<b>81</b>	<b>6</b>	<b>9</b>	<b>2</b>	<b>7</b>	<b>225</b>

Halftime: Georgia Tech 39-35

Regulation Score: 75-75

Officials: Clougherty, Tanco, Range

Attendance: 18,172.

## 1991 BOX SCORES

Michigan State entered the NCAA Tournament as a No. 5 seed with All-America guard Steve Smith leading the way. In the first round, the Spartans needed a last-second jumper by Smith to give MSU a 60-58 victory over UW-Green Bay. Against fourth-seeded Utah, despite 28 points from Smith, the Spartans fell, 85-84.

## #5 MICHIGAN ST. 60 - #12 UW-GREEN BAY 58

March 15, 1991 - Tucson, Ariz.

MICHIGAN STATE	FG-FGA	3FG	FT-FTA	O-D-R	PF	TP	A	TO	BS	S	MIN
Dwayne Stephens, f	3-6	0-0	0-0	0-1-1	3	6	3	2	1	0	35
Matt Steigenga, f	5-9	0-0	2-2	1-1-2	0	12	0	0	1	0	32
Mike Peplowski, c	5-8	0-0	2-2	5-7-12	1	12	1	0	1	0	33
Mark Montgomery, g	0-3	0-2	0-0	0-1-1	5	0	4	1	1	0	30
Steve Smith, g	7-15	3-7	2-3	0-5-5	1	19	1	3	0	0	33
Jon Zulauf	2-2	0-0	0-0	2-0-2	0	4	0	0	0	0	11
Parish Hickman	2-4	0-0	0-0	1-0-1	0	4	0	0	0	0	12
Andy Penick	1-2	1-1	0-0	0-0-0	0	13	4	0	0	0	13
Kris Weshinsky	0-0	0-0	0-0	0-0-0	0	0	0	0	0	0	1
Team				1-1-2							
<b>TOTALS</b>	<b>25-49</b>	<b>4-10</b>	<b>6-7</b>	<b>10-16-26</b>	<b>10</b>	<b>60</b>	<b>13</b>	<b>6</b>	<b>4</b>	<b>0</b>	<b>200</b>

UW-GREEN BAY	FG-FGA	3FG	FT-FTA	O-D-R	PF	TP	A	TO	BS	S	MIN
Dean Vander Plas, f	6-11	1-2	4-4	0-1-1	0	17	0	0	0	0	34
Ben Johnson, f	1-4	1-2	0-0	2-2-4	3	3	1	0	0	0	30
Jeremy Ludvigson, c	1-2	0-0	1-1	1-1-2	1	3	0	0	0	0	26
John Martinez, g	3-8	2-4	2-2	1-1-2	1	10	3	1	0	1	30
Tony Bennett, g	3-12	3-7	0-0	0-2-2	4	9	10	4	0	1	32
Logan Vander Velden	0-0	0-0	0-0	1-0-1	0	0	0	0	0	0	11
Scott LeMoine	0-0	0-0	0-0	0-1-1	1	0	0	1	0	0	7
Dean Rondorf	6-8	4-5	0-0	1-2-3	0	16	1	0	0	0	30
Team				2-4-6							
<b>TOTALS</b>	<b>20-45</b>	<b>11-20</b>	<b>7-7</b>	<b>8-14-22</b>	<b>10</b>	<b>58</b>	<b>15</b>	<b>6</b>	<b>0</b>	<b>2</b>	<b>200</b>

Halftime: UW-Green Bay, 35-30 Officials: Rutledge, Dodge, Foxcraft

Attendance: 13,367

## #4 UTAH 85 - #5 MICHIGAN ST. 84 (2OT)

March 17, 1991 - Tucson, Ariz.

MICHIGAN STATE	FG-FGA	3FG	FT-FTA	O-D-R	PF	TP	A	TO	BS	S	MIN
Matt Steigenga, f	7-14	1-2	2-2	4-2-6	5	17	2	3	0	0	31
Dwayne Stephens, f	2-3	0-0	2-2	1-4-5	3	6	2	4	0	4	41
Mike Peplowski, c	7-11	0-0	0-2	6-5-11	4	14	2	2	0	0	32
Mark Montgomery, g	4-9	1-2	0-0	1-6-7	5	9	7	2	1	2	40
Steve Smith, g	10-21	3-8	5-6	0-5-5	4	28	4	2	0	1	47
Parish Hickman	1-3	0-0	0-0	0-2-2	1	2	0	1	1	0	25
Jon Zulauf	1-4	0-0	0-0	3-0-3	2	2	2	0	0	1	6
Andy Penick	1-7	0-2	4-5	0-2-2	2	6	0	1	0	0	26
Kris Weshinsky	0-0	0-0	0-0	0-0-0	0	0	0	0	0	0	2
Team				1-1-2							
<b>TOTALS</b>	<b>33-72</b>	<b>5-14</b>	<b>13-17</b>	<b>16-27-43</b>	<b>28</b>	<b>84</b>	<b>19</b>	<b>15</b>	<b>2</b>	<b>8</b>	<b>250</b>

UTAH	FG-FGA	3FG	FT-FTA	O-D-R	PF	TP	A	TO	BS	S	MIN
Josh Grant, f	10-17	3-6	6-8	3-7-10	2	29	4	3	0	5	43
M'Kay McGrath, f	1-1	0-0	1-2	1-1-2	4	3	1	1	0	0	21
Walter Watts, c	3-9	0-0	8-16	4-6-10	0	14	0	0	0	0	36
Tyrone Tate, g	3-5	0-0	0-0	0-0-0	2	6	5	0	0	1	29
Byron Wilson, g	3-7	1-4	1-2	0-1-1	5	8	2	2	1	1	27
Paul Afeaki	1-4	0-0	3-4	4-2-6	2	5	0	1	0	0	14
Jimmy Soto	3-8	2-4	8-12	0-2-2	4	16	2	1	0	1	35
Phil Dixon	0-4	0-3	0-0	0-0-0	0	0	1	1	0	0	13
Craig Rydalch	1-4	1-4	1-2	0-2-2	1	3	0	3	0	2	28
Barry Howard	0-0	0-0	0-0	0-1-1	0	0	0	0	0	0	4
Team											
<b>TOTALS</b>	<b>25-59</b>	<b>7-21</b>	<b>28-46</b>	<b>12-24-36</b>	<b>20</b>	<b>85</b>	<b>15</b>	<b>12</b>	<b>1</b>	<b>10</b>	<b>250</b>

Halftime: MSU 33-29

End of Regulation: 64-64

First Overtime: 75-75

Officials: Bob Donato, Paul Kaster, Sam Croft

Attendance: 13,497

## 1992 BOX SCORES

Michigan State earned a bid to the NCAA Tournament for the third-straight year for the first time in school history. In their first-round game, the fifth-seeded Spartans defeated Southwest Missouri State behind 17 points from Dwayne Stephens. In the second round, MSU held Cincinnati star Nick Van Exel to six points, but shot just 38.4 percent from the field, falling to the Bearcats, 77-65.

## #5 MICHIGAN ST. 61 - #12 SW MISSOURI ST. 54

March 20, 1992 - Dayton, Ohio

MICHIGAN STATE	FG-FGA	3FG	FT-FTA	O-D-R	PF	TP	A	TO	BS	S	MIN
Dwayne Stephens, f	6-10	0-1	5-7	3-5-8	0	17	1	1	0	0	35
Matt Steigenga, f	3-5	0-0	5-8	3-5-8	3	11	1	1	1	0	25
Anthony Miller, c	0-2	0-0	0-0	1-2-3	2	0	1	0	1	0	13
Mark Montgomery, g	2-8	0-3	3-5	1-4-5	3	7	4	4	1	0	33
Shawn Respert, g	1-4	0-1	1-1	0-1-1	3	3	1	3	0	1	30
John Zulauf	2-2	0-0	1-2	2-1-3	2	5	0	0	0	0	10
Mike Peplowski	4-6	0-0	1-2	1-4-5	3	9	2	1	0	0	25
Kris Weshinsky	4-9	0-2	1-1	1-2-3	1	9	1	1	1	0	26
Eric Snow	0-0	0-0	0-0	0-0-0	0	0	0	1	0	0	3
Team				2-1-3							
<b>TOTALS</b>	<b>22-46</b>	<b>0-7</b>	<b>17-26</b>	<b>14-25-39</b>	<b>17</b>	<b>61</b>	<b>11</b>	<b>12</b>	<b>4</b>	<b>1</b>	<b>200</b>

SW MISSOURI STATE	FG-FGA	3FG	FT-FTA	O-D-R	PF	TP	A	TO	BS	S	MIN
Lester Turner, f	0-0	0-0	0-0	0-0-0	0	0	0	0	0	0	3
Andre Rigsby, f	4-10	0-1	0-0	0-2-2	3	8	0	0	0	1	32
Clint Thomas, c	1-2	0-0	2-3	4-2-6	3	4	0	0	0	0	23
Jackie Crawford, g	4-14	1-8	7-7	1-2-3	5	16	7	3	0	1	38
Johnny Murdock, g	4-11	0-3	0-0	1-1-2	3	8	0	1	0	0	31
Rodney Perry	1-4	0-0	0-2	0-0-0	3	2	1	1	0	1	17
Tony Graves	3-8	0-0	6-8	1-5-6	4	12	0	4	2	0	32
Tim Axley	1-1	0-0	0-0	0-2-2	2	2	0	0	1	0	19
Anthony Edwards	0-0	0-0	0-0	0-1-1	0	0	0	0	0	0	3
Yuseff Washington	1-1	0-0	0-0	0-1-1	0	2	0	0	0	0	2
Team				2-1-3							
<b>TOTALS</b>	<b>19-51</b>	<b>1-12</b>	<b>15-20</b>	<b>9-17-26</b>	<b>23</b>	<b>54</b>	<b>8</b>	<b>9</b>	<b>3</b>	<b>3</b>	<b>200</b>

Halftime: Southwest Missouri State 24-23

Officials: Larry Lembo, James Howell, Stanley Rote

Attendance: 13,007.

## #4 CINCINNATI 77 - #5 MICHIGAN ST. 65

March 22, 1992 - Dayton, Ohio

MICHIGAN STATE	FG-FGA	3FG	FT-FTA	O-D-R	PF	TP	A	TO	BS	S	MIN
Matt Steigenga, f	0-4	0-2	0-0	1-1-2	3	0	0	3	0	0	19
Dwayne Stephens, f	5-11	2-6	3-3	0-6-6	3	15	1	3	0	0	38
Mike Peplowski, c	1-4	0-0	0-0	1-2-3	3	2	1	0	0	0	22
Mark Montgomery, g	3-6	1-4	0-0	1-3-4	4	7	9	2	0	0	36
Shawn Respert, g	9-17	4-6	5-6	2-0-2	2	27	1	2	0	1	38
Jon Zulauf	0-1	0-0	4-4	2-1-3	1	4	1	2	0	0	10
Anthony Miller	1-4	0-0	5-5	1-2-3	3	7	1	1	0	0	20
Kris Weshinsky	1-5	1-3	0-0	2-0-2	4	3	1	1	0	0	17
Team				1-2-3							
<b>TOTALS</b>	<b>20-52</b>	<b>8-21</b>	<b>17-18</b>	<b>11-17-28</b>	<b>22</b>	<b>65</b>	<b>15</b>	<b>14</b>	<b>0</b>	<b>1</b>	<b>200</b>

CINCINNATI	FG-FGA	3FG	FT-FTA	O-D-R	PF	TP	A	TO	BS	S	MIN
Terry Nelson, f	1-1	0-0	2-2	0-0-0	2	4	0	1	0	0	11
Herb Jones, f	3-7	1-2	8-13	3-4-7	4	15	2	2	0	3	35
Corie Blount, c	6-10	0-0	2-3	2-5-7	3	14	2	2	1	0	24
Anthony Buford, g	7-11	3-4	4-5	0-4-4	2	21	3	1	0	1	33
Nick Van Exel, g	1-9	0-7	4-4	1-1-2	3	6	5	3	0	1	28
Allen Jackson	1-2	0-1	0-0	1-1-2	1	2	1	1	0	0	12
Tarrance Gibson	1-3	0-1	1-2	0-2-2	0	3	0	0	0	0	14
Erik Martin	3-7	0-0	1-2	4-4-8	1	7	0	1	1	0	25
Jeff Scott	2-4	0-0	1-2	4-0-4	2	5	2	0	0	1	18
Team				3-0-3							



# NCAA TOURNAMENT FINAL FOUR • APRIL 3 & 5, 2010

## #7 MICHIGAN ST. 84 - #10 SETON HALL 73

March 18, 1994 - St. Petersburg, Fla.

MICHIGAN STATE	FG-FGA	3FG	FT-FTA	O-D-R	PF	TP	A	TO	BS	S	MIN
Daimon Beathea, f	3-6	1-1	2-2	3-2-5	4	9	1	2	0	1	18
Quinton Brooks, f	2-7	0-0	0-0	0-1-1	4	4	1	0	0	2	23
Anthony Miller, c	5-7	0-0	3-6	3-4-7	3	13	0	1	0	0	30
Eric Snow, g	5-5	1-4	4-5	0-0-0	3	15	6	3	0	5	39
Shawn Respert, g	5-15	8-13	13-14	1-3-4	2	25	3	5	0	1	34
Kris Weshinsky	5-8	0-2	2-2	0-2-2	3	12	1	1	0	3	29
Jon Garavaglia	3-4	0-0	0-0	2-4-6	0	6	1	0	0	0	17
Jamie Feick	0-0	0-0	0-0	0-0-0	1	0	1	0	0	0	10
Team				0-2-2							
<b>TOTALS</b>	<b>28-52</b>	<b>4-10</b>	<b>24-29</b>	<b>9-18-27</b>	<b>20</b>	<b>84</b>	<b>14</b>	<b>12</b>	<b>0</b>	<b>12</b>	<b>200</b>

SETON HALL	FG-FGA	3FG	FT-FTA	O-D-R	PF	TP	A	TO	BS	S	MIN
Adrian Griffin, f	3-8	0-0	5-6	1-5-6	4	11	4	4	0	3	31
Darrell Mims, f	3-4	0-0	0-0	3-2-5	2	6	0	1	0	0	28
Arturas Kamishovas, c	4-7	1-3	14-15	2-8-10	2	23	2	3	2	1	39
Bryan Caver, g	6-10	1-4	4-5	0-1-1	6	17	1	3	0	0	27
Dwight Brown, g	0-2	0-1	3-3	0-0-0	5	3	0	1	0	1	24
John Leahy	1-1	1-1	1-2	1-0-1	1	4	1	1	1	2	20
Chris Davis	1-2	0-0	0-0	0-1-1	2	2	0	0	0	0	4
Tcharka Shipp	2-3	0-0	0-0	0-0-0	1	4	0	0	1	0	10
Andre Brown	1-7	0-4	1-2	1-0-1	2	3	3	1	0	1	17
Team				0-0-0							
<b>TOTALS</b>	<b>21-44</b>	<b>3-13</b>	<b>28-33</b>	<b>8-17-25</b>	<b>24</b>	<b>73</b>	<b>11</b>	<b>14</b>	<b>4</b>	<b>8</b>	<b>200</b>

Halftime: Michigan State 32-31

Officials: Charles Range, Gary Marcum, Daniel Cahill Attendance: 24,719.

## #2 DUKE 85 - #7 MICHIGAN STATE 74

March 20, 1994 - St. Petersburg, Fla.

MICHIGAN STATE	FG-FGA	3FG	FT-FTA	O-D-R	PF	TP	A	TO	BS	S	MIN
Daimon Beathea, f	2-5	0-0	0-0	1-1-2	4	4	1	2	0	3	28
Quinton Brooks, f	4-5	1-1	8-9	0-2-2	5	17	0	3	0	0	25
Anthony Miller, c	4-5	0-0	2-3	2-8-10	3	10	0	2	0	2	29
Eric Snow, g	4-6	0-1	2-5	2-3-5	4	10	6	4	0	3	36
Shawn Respert, g	8-14	1-5	5-5	0-3-3	3	22	4	8	0	1	35
Kris Weshinsky	3-7	1-2	0-0	0-1-1	3	7	2	2	0	0	22
Jon Garavaglia	0-1	0-1	0-0	0-0-0	2	0	0	0	0	0	6
Jamie Feick	2-2	0-0	0-0	2-1-3	1	4	1	1	0	0	14
David Hart	0-0	0-0	0-0	0-0-0	0	0	0	0	0	0	1
Mark Prylow	0-0	0-0	0-0	0-0-0	0	0	0	0	0	0	1
Steve Nicodemus	0-0	0-0	0-0	0-0-0	0	0	0	0	0	0	1
Steve Polonowski	0-1	0-1	0-0	0-0-0	0	0	0	0	0	0	1
Eric Qualman	0-0	0-0	0-0	0-0-0	0	0	0	0	0	0	1
Team				1-0-1							
<b>TOTALS</b>	<b>27-46</b>	<b>3-11</b>	<b>17-22</b>	<b>8-19-27</b>	<b>25</b>	<b>74</b>	<b>14</b>	<b>22</b>	<b>0</b>	<b>9</b>	<b>200</b>

DUKE	FG-FGA	3FG	FT-FTA	O-D-R	PF	TP	A	TO	BS	S	MIN
Antonio Lang, f	5-7	0-0	6-9	7-2-9	2	16	0	3	0	2	35
Grant Hill, f	9-20	1-3	6-9	1-4-5	3	25	7	2	0	4	36
Cherokee Parks, c	8-15	0-0	8-8	4-5-9	3	24	1	0	1	3	31
Jeff Capel, g	3-4	0-1	3-5	0-1-1	4	9	5	1	0	4	30
Chris Collins, g	1-7	0-4	0-0	0-1-1	1	2	0	2	0	2	31
Marty Clark	2-3	1-1	2-2	1-1-2	2	7	1	4	0	1	23
Carmen Wallace	1-1	0-0	0-0	0-0-0	1	2	0	0	0	0	1
Erik Meek	0-1	0-0	0-0	0-0-0	3	0	0	0	0	0	7
Joey Beard	0-0	0-0	0-0	0-0-0	0	0	0	0	0	0	2
Greg Newton	0-0	0-0	0-0	0-0-0	0	0	0	0	0	1	4
Team				1-0-1							
<b>TOTALS</b>	<b>29-58</b>	<b>2-9</b>	<b>25-33</b>	<b>14-14-28</b>	<b>19</b>	<b>85</b>	<b>14</b>	<b>12</b>	<b>1</b>	<b>17</b>	<b>200</b>

Halftime: Duke 35-31

Officials: Danny Hall, Gary Marcum, Charles Range Attendance: 26,102.

## 1995 BOX SCORES

MSU entered the 1995 NCAA Tournament led by the "Fire & Ice" combination of seniors Shawn Respert and Eric Snow. The tournament also marked the final appearance for 19-year head coach Jud Heathcote. The Spartans entered as the third seed and played little-known Weber State in their first-round game. MSU dominated in the first half and led by nine at the half, but MSU went cold in the second half, allowing Weber State to pull off the upset and end the MSU basketball careers of Heathcote, Respert and Snow. Heathcote took nine teams to the NCAA Tournament, posting a 14-8 record.

## #14 WEBER ST. 79 - #3 MICHIGAN ST. 72

March 17, 1995 - Tallahassee, Fla.

MICHIGAN STATE	FG-FGA	3FG	FT-FTA	O-D-R	PF	TP	A	TO	BS	S	MIN
Jon Garavaglia, f	1-2	0-1	0-0	0-6-6	2	2	0	2	0	0	24
Quinton Brooks, f	4-6	0-0	2-4	1-4-5	4	10	1	1	0	2	28
Jamie Feick, c	5-5	0-0	1-4	1-3-4	4	11	0	1	0	0	26
Eric Snow, g	4-7	0-0	1-3	1-5-6	5	9	8	5	0	1	36
Shawn Respert, g	10-23	7-17	1-1	1-3-4	5	28	3	5	0	1	37
Ray Weathers	1-3	0-1	0-0	0-1-1	1	2	1	0	0	1	15
Andy Penick	2-3	2-3	0-0	0-0-0	1	6	0	0	0	0	14
Mark Prylow	0-0	0-0	0-0	0-0-0	0	0	0	0	0	0	1
Daimon Beathea	2-4	0-0	0-2	0-2-2	1	4	1	2	0	1	19
Team				0-1-1							
<b>TOTALS</b>	<b>29-53</b>	<b>9-22</b>	<b>5-14</b>	<b>4-25-29</b>	<b>21</b>	<b>72</b>	<b>14</b>	<b>16</b>	<b>0</b>	<b>6</b>	<b>200</b>

WEBER STATE	FG-FGA	3FG	FT-FTA	O-D-R	PF	TP	A	TO	BS	S	MIN
Kirk Smith, f	1-2	0-0	5-6	1-1-2	4	7	0	1	1	0	18
Jimmy DeGraffenried, f5-11	4-8	1-2	0-5-5	1	15	1	2	0	0	0	32
Jeff Lentfer, c	0-0	0-0	0-0	0-2-2	0	0	0	1	1	2	25
Ruben Nemhoad, g	9-20	2-8	7-8	2-3-5	4	27	2	5	0	4	40
Lewis Lofton, g	6-12	2-4	0-0	1-2-3	4	14	2	0	0	2	40
Justyn Tebbis	3-7	2-3	0-0	0-1-1	1	8	0	1	0	0	17
Justin Nielson	0-0	0-0	0-0	1-0-1	1	0	0	0	0	0	5
Andy Smith	4-9	0-2	0-1	3-6-9	0	8	1	2	2	1	23
Team				1-1-2							
TOTALS	28-61	10-25	13-17	9-21-30	15	79	6	13	4	9	200

Halftime: Michigan State 46-37

Officials: Rusty Hall, James Haney, Leroy Hendricks Attendance: 13,000.

## 1998 BOX SCORES

The Spartans made their first NCAA Tournament appearance under Tom Izzo in 1998. Michigan State entered the tournament as the Big Ten Champions and the fourth seed in the East Regional. In their first game, the Spartans faced in-state rival Eastern Michigan. Coming into the NCAA Tournament with two straight losses, including being upset in the Big Ten Tournament quarterfinals, some experts thought MSU would suffer another loss. The Spartans, however, jumped ahead early and controlled the game throughout, winning 83-71. Next up was Princeton as MSU tried to earn its first trip to the Sweet Sixteen in eight years. Behind 27 points from Mateen Cleaves, MSU pulled away in the second half to earn a 63-56 victory. This gave the Spartans a matchup with top-seed North Carolina in the Tar Heels' backyard of Greensboro. Ultimately, UNC had too many weapons in a 73-58 Spartan defeat.

## #4 MICHIGAN ST. 83 - #13 EASTERN MICHIGAN 71

March 12, 1998 - Hartford, Conn.

MICHIGAN STATE	FG-FGA	3FG	FT-FTA	O-D-R	PF	TP	A	TO	BS	S	MIN
Antonio Smith, f	1-5	0-0	4-6	3-6-9	1	6	3	2	1	0	33
Jason Klein, f	2-8	2-5	1-2	0-0-0	2	7	1	1	0	0	31
Andre Hutson, c	3-7	0-0	7-8	5-5-10	1	13	0	1	1	1	30
Mateen Cleaves, g	7-14	2-7	4-4	1-1-2	3	20	3	1	0	1	35
Charlie Bell, g	7-12	1-1	7-8	5-4-9	2	22	0	1	0	0	29
Lorenzo Guess	0-0	0-0	0-0	0-0-0	0	0	0	0	0	0	1
David Thomas	0-0	0-0	0-0	0-0-0	0	0	0	0	0	0	2
Doug Davis	2-2	0-0	0-0	0-1-1	0	4	0	0	0	0	5
Morris Peterson	4-6	1-2	0-0	2-2-4	2	9	0	1	0	1	17
A.J. Granger	0-0	0-0	0-0	0-1-1	0	0	1	0	0	0	5
DuJuan Wiley	1-5	0-0	0-2	1-2-3	1	2	2	0	0	0	12
Team				2-2-4							
<b>TOTALS</b>	<b>27-59</b>	<b>6-15</b>	<b>23-30</b>	<b>19-24-43</b>	<b>12</b>	<b>83</b>	<b>10</b>	<b>10</b>	<b>2</b>	<b>3</b>	<b>200</b>

EASTERN MICHIGAN	FG-FGA	3FG	FT-FTA	O-D-R	PF	TP	A	TO	BS	S	MIN
Jon Zajac, f	5-8	0-0	0-0	3-1-4	4	10	1	1	1	0	33
Avin Howard, f	0-0	0-0	0-0	0-0-0	2	0	0	0	0	0	10
Nkechi Ezugwu, c	0-2	0-0	0-0	0-2-2	3	0	0	0	1	1	20
Derrick Dial, g	11-22	1-6	6-7	5-3-8	4	29	1	3	0	2	40
Earl Boykins, g	6-21	1-9	5-5	0-4-4	0	18	1	2	0	1	40
James Head	4-9	0-3	0-0	3-2-5	3	8	2	0	1	1	33
Sharif Fordham	1-2	0-0	0-0	1-0-1	2	2	1	1	0	0	7
Corey Tarrant	1-3	0-1	0-0	2-0-2	4	2	3	0	1	0	11
Ajani Williams	1-3	0-0	0-0	1-1-2	0	2	1	1	0	0	6
Team				3-3-6							
<b>TOTALS</b>	<b>29-70</b>	<b>2-19</b>	<b>11-12</b>	<b>18-16-34</b>	<b>23</b>	<b>71</b>	<b>10</b>	<b>8</b>	<b>4</b>	<b>5</b>	<b>200</b>

Halftime: Michigan State 43-35

Officials: John Clougherty, David Hall, Stanley Richards Attendance: 16,105.

# NCAA TOURNAMENT FINAL FOUR • APRIL 3 & 5, 2010

## #4 MICHIGAN ST. 63 - #5 PRINCETON 56

March 14, 1998 - Hartford, Conn.

MICHIGAN STATE	FG-FGA	3FG	FT-FTA	O-D-R	PF	TP	A	TO	BS	S	MIN
Antonio Smith, f	2-2	0-0	2-2	1-4-5	3	6	1	0	0	0	26
Jason Klein, f	2-3	0-1	0-0	2-3-5	1	4	0	2	0	1	30
Andre Hutson, c	4-5	0-0	0-0	1-3-4	3	8	1	3	0	0	24
Mateen Cleaves, g	9-13	3-5	6-9	0-9-9	2	27	5	7	0	2	37
Charlie Bell, g	2-7	1-1	1-2	1-2-3	2	6	1	3	0	0	28
David Thomas	0-1	0-0	0-0	2-1-3	2	0	0	0	0	0	10
Doug Davis	0-0	0-0	0-0	0-1-1	0	0	0	1	0	0	3
Morris Peterson	0-1	0-1	4-4	0-4-4	3	4	0	2	0	1	14
A.J. Granger	0-1	0-0	2-2	0-3-3	2	2	3	1	0	0	14
DuJuan Wiley	3-6	0-0	0-0	0-1-1	2	6	0	2	1	1	14
Team				1-0-1							
<b>TOTALS</b>	<b>22-39</b>	<b>4-8</b>	<b>15-19</b>	<b>8-31-39</b>	<b>20</b>	<b>63</b>	<b>11</b>	<b>22</b>	<b>1</b>	<b>5</b>	<b>200</b>

PRINCETON	FG-FGA	3FG	FT-FTA	O-D-R	PF	TP	A	TO	BS	S	MIN
James Mastaglio, f	2-8	0-6	0-1	1-5-6	4	4	3	0	0	3	39
Gabe Lewullis, f	4-12	1-6	4-8	2-1-3	4	13	0	1	0	4	39
Steve Goodrich, c	7-14	1-6	3-5	0-1-1	3	18	3	1	2	3	39
Brian Earl, g	5-13	5-10	0-0	1-1-2	4	15	2	2	0	3	40
Mitch Henderson, g	2-3	0-0	2-4	0-1-1	2	6	2	3	0	2	40
Nathan Walton	0-0	0-0	0-0	0-0-0	0	0	0	0	0	0	1
Phil Belin	0-0	0-0	0-0	0-0-0	0	0	0	0	0	0	1
Mason Rocca	0-0	0-0	0-0	0-0-0	0	0	0	0	0	0	1
Team				0-2-2							
<b>TOTALS</b>	<b>20-50</b>	<b>7-28</b>	<b>9-18</b>	<b>4-11-15</b>	<b>17</b>	<b>56</b>	<b>10</b>	<b>7</b>	<b>2</b>	<b>15</b>	<b>200</b>

Halftime: Michigan State 33-31

Officials: John Clougherty, Ted Valentine, Mark Reischling Attendance: 16,105.

## #1 NORTH CAROLINA 73 - #4 MICHIGAN ST. 58

March 19, 1998 - Greensboro, N.C.

MICHIGAN STATE	FG-FGA	3FG	FT-FTA	O-D-R	PF	TP	A	TO	BS	S	MIN
Antonio Smith, f	0-4	0-0	4-4	2-5-7	4	4	0	0	0	0	28
Jason Klein, f	2-11	2-8	0-0	0-2-2	2	6	1	0	0	0	23
Andre Hutson, c	2-6	0-0	0-0	1-2-3	4	4	1	0	1	0	26
Mateen Cleaves, g	7-21	2-9	2-3	2-2-4	4	18	5	2	0	2	39
Charlie Bell, g	5-7	2-3	1-1	3-1-4	2	13	2	0	0	0	25
Morris Peterson	3-11	0-3	3-4	3-0-3	3	9	1	2	1	1	23
DuJuan Wiley	2-6	0-0	0-0	2-1-3	2	4	0	0	1	0	19
David Thomas	0-0	0-0	0-0	0-1-1	0	0	0	1	0	0	7
A.J. Granger	0-2	0-2	0-0	1-1-2	1	0	0	0	0	1	6
Steve Cherry	0-0	0-0	0-0	0-0-0	0	0	0	0	0	0	1
Doug Davis	0-0	0-0	0-0	0-0-0	0	0	0	0	0	0	1
Lorenzo Guess	0-0	0-0	0-0	0-0-0	0	0	0	0	0	0	1
Ken Miller	0-0	0-0	0-0	0-0-0	0	0	0	0	0	0	1
Team				2-2-4							
<b>TOTALS</b>	<b>21-68</b>	<b>6-25</b>	<b>10-12</b>	<b>16-17-33</b>	<b>22</b>	<b>58</b>	<b>10</b>	<b>5</b>	<b>3</b>	<b>4</b>	<b>200</b>

NORTH CAROLINA	FG-FGA	3FG	FT-FTA	O-D-R	PF	TP	A	TO	BS	S	MIN
Ademola Okulaja, f	0-4	0-1	0-0	2-2-4	4	0	1	1	0	0	29
Vince Carter, f	7-13	0-2	6-8	7-3-10	1	20	0	1	1	0	31
Antawn Jamison, c	7-15	0-0	6-11	5-9-14	2	20	0	0	1	1	34
Shammod Williams, g	7-13	2-6	2-2	1-8-9	1	18	2	4	1	0	33
Ed Cota, g	3-7	0-0	5-6	0-2-2	2	11	8	3	0	0	33
Makhtar Ndiaye	2-6	0-1	0-0	4-3-7	3	4	0	2	1	0	29
Brad Frederick	0-0	0-0	0-0	0-0-0	0	0	0	0	0	0	2
Brendan Haywood	0-0	0-0	0-0	0-1-1	0	0	0	0	0	0	4
Brian Bersticker	0-0	0-0	0-0	0-0-0	0	0	0	0	0	0	1
Max Owens	0-0	0-0	0-0	0-0-0	0	0	0	0	0	0	1
Michael Brooker	0-0	0-0	0-0	0-0-0	0	0	0	0	0	0	1
Terrence Newby	0-1	0-0	0-0	0-0-0	0	0	0	0	0	0	1
Scott Williams	0-0	0-0	0-0	0-0-0	0	0	0	0	0	0	1
Team				2-2-4							
<b>TOTALS</b>	<b>26-59</b>	<b>2-10</b>	<b>19-27</b>	<b>21-30-51</b>	<b>13</b>	<b>73</b>	<b>11</b>	<b>11</b>	<b>4</b>	<b>1</b>	<b>200</b>

Halftime: North Carolina 38-24

Officials: Tim Higgins, Jim Haney, Reggie Greenwood Attendance: 23,235.

## 1999 BOX SCORES

Michigan State returned to the NCAA Tournament in 1999 with loftier aspirations. For just the second time in school history, MSU was a No. 1 seed. The Spartans easily handled Mount St. Mary's in the first round, 76-53. The second round was more of a challenge, as the Spartans fought off a stubborn Mississippi squad, 74-66. In the Sweet Sixteen, State took on Oklahoma in a defensive struggle, pulling away late for a 54-46 victory. In the Regional Final, MSU played national power and defending National Champion Kentucky. Twenty-one years earlier, the Wildcats kept MSU out of the Final Four, defeating the Spartans in the 1978 Regional Final. MSU fell behind early, 17-4, but rallied to close the gap to one at the half. The comeback was completed in the second half as Morris Peterson's 19 points and 10 rebounds led four players in double figures. The Midwest Region's Most Outstanding Player, Peterson knocked down six straight free throws in the last 30 seconds to clinch a 73-66 win. Peterson was joined on the All-Regional team by A.J. Granger and Mateen Cleaves. In its first Final Four appearance since 1979, MSU took on Duke in the semifinal game. The Blue Devils led by only two at halftime, but cold shooting doomed MSU in the second half, falling 68-62.

## #1 MICHIGAN ST. 76 - #16 MT. ST. MARY'S 53

March 12, 1999 - Milwaukee, Wis.

MICHIGAN STATE	FG-FGA	3FG	FT-FTA	O-D-R	PF	TP	A	TO	BS	S	MIN
Antonio Smith, f	5-8	0-0	4-4	4-8-12	3	14	0	2	0	1	18
Jason Klein, f	4-9	1-5	0-0	4-4-8	1	9	4	1	0	1	25
Andre Hutson, c	3-3	0-0	5-6	1-1-2	5	11	1	2	1	2	20
Mateen Cleaves, g	3-8	1-4	1-1	0-1-1	3	8	8	1	0	1	25
Charlie Bell, g	3-6	0-1	0-0	1-2-3	1	6	0	3	0	1	19
Thomas Kelley	1-5	1-2	0-0	0-1-1	0	3	1	1	1	2	21
Lorenzo Guess	1-2	0-1	0-0	0-1-1	0	2	0	1	0	0	6
Steve Cherry	0-1	0-0	0-0	1-0-1	0	0	0	0	0	0	2
Doug Davis	0-1	0-1	0-0	0-0-0	1	0	2	2	0	0	11
Brandon Smith	0-0	0-0	0-0	0-0-0	0	0	0	1	0	0	4
Morris Peterson	4-8	0-1	0-0	3-9-12	4	8	1	4	2	1	24
A.J. Granger	5-7	1-1	4-4	2-3-5	1	8	2	1	1	1	25
Team				0-0-0							
<b>TOTALS</b>	<b>29-58</b>	<b>4-16</b>	<b>14-15</b>	<b>16-30-46</b>	<b>19</b>	<b>76</b>	<b>19</b>	<b>19</b>	<b>5</b>	<b>10</b>	<b>200</b>

MT. ST. MARY'S	FG-FGA	3FG	FT-FTA	O-D-R	PF	TP	A	TO	BS	S	MIN
Robert Balgac, f	0-1	0-0	0-0	1-0-1	1	0	1	1	1	0	13
Tony Hayden, f	1-5	1-3	0-0	1-3-4	1	3	2	1	0	0	29
Melvin Whitaker, c	5-14	0-2	3-4	1-3-4	4	13	0	1	0	2	34
Gregory Harris, g	4-13	1-4	3-4	1-1-2	2	12	2	3	0	4	38
Aaron Herbert, g	3-7	3-4	3-4	0-2-2	2	12	3	3	0	2	28
Newton Gayle	0-2	0-0	1-2	0-0-0	3	10	0	1	0	1	8
Eric Bethel	0-2	0-1	0-0	0-2-2	1	0	2	2	0	0	10
Jerry Lloyd	0-1	0-0	0-0	0-1-1	0	0	1	0	0	1	3
Stephen Moore	1-1	1-1	0-0	0-0-0	0	3	1	0	0	0	1
Terrence Wilson	1-3	1-2	3-4	0-1-1	0	6	0	2	0	0	23
Jason Grace	1-1	1-1	0-0	0-0-0	0	3	0	0	0	0	1
Todd Kessler	0-0	0-0	0-0	0-0-0	1	0	0	0	1	0	4
Konata Springer	0-0	0-0	0-0	1-0-1	2	0	0	0	0	0	8
Team				3-1-4							
<b>TOTALS</b>	<b>16-50</b>	<b>8-18</b>	<b>13-18</b>	<b>8-14-22</b>	<b>17</b>	<b>53</b>	<b>12</b>	<b>15</b>	<b>2</b>	<b>10</b>	<b>200</b>

Halftime: Michigan State 38-24

Officials: Larry Rose, Rich Sanfillipo, Mike Wood Attendance: 18,525.

## #1 MICHIGAN ST. 74 - #9 MISSISSIPPI 66

March 14, 1999 - Milwaukee, Wis.

MICHIGAN STATE	FG-FGA	3FG	FT-FTA	O-D-R	PF	TP	A	TO	BS	S	MIN
Antonio Smith	4-6	0-0	1-3	3-5-8	2	9	0	3	0	0	35
Morris Peterson	4-9	0-0	3-5	5-3-8	2	11	3	1	2	1	30
Andre Hutson	4-7	0-0	5-5	3-1-4	3	13	0	0	1	0	24
Mateen Cleaves	7-14	1-4	3-4	0-1-1	1	18	7	6	0	3	37
Jason Klein	1-5	0-1	4-4	2-3-5	2	6	0	1	0	0	28
Thomas Kelley	0-3	0-0	1-2	0-3-3	0	1	0	0	0	0	9
Charlie Bell	2-2	1-1	0-0	0-0-0	3	5	1	1	0	0	14
Doug Davis	0-1	0-0	2-2	0-0-0	0	2	0	0	0	0	3
A.J. Granger	3-6	1-2	2-2	1-2-3	4	9	0	2	1	2	20
Team				3-1-4							
<b>TOTALS</b>	<b>25-53</b>	<b>3-8</b>	<b>21-27</b>	<b>17-19-36</b>	<b>17</b>	<b>74</b>	<b>11</b>	<b>15</b>	<b>4</b>	<b>6</b>	<b>200</b>

MISSISSIPPI	FG-FGA	3FG	FT-FTA	O-D-R	PF	TP	A	TO	BS	S	MIN
Jason Smith	7-13	0-1	4-4	1-2-3	3	18	0	4	1	5	36
Marcus Hicks	6-10	0-0	4-6	5-2-7	3	16	1	2	3	0	30
Jason Flanigan	0-2	0-0	2-2	0-2-2	2	2	2	0	0	0	23
Michael White	1-4	1-3	1-2	0-0-0	2	4	1	4	0	2	30
Keith Carter	4-12	1-8	1-3	4-4-8	2	10	3	1	0	0	39
Hunter Carpenter	1-3	1-3	0-0	0-1-1	0	3	0	0	0	0	1
Jason Harrison	2-4	1-2	2-2	0-0-0	1	7	4	2	0	2	20
Matt Pruitt	0-0	0-0	0-0	0-0-0	0	0	0	0	0	0	1
Darrian Brown	1-3	0-2	0-0	2-0-2	2	2	0	0	0	0	4
Lataryl Williams	0-2	0-1	0-0	0-1-1	0	0	0	0	0	0	5
Rahim Lockhart	2-3	0-0	0-0	0-0-0	4	4	0	1	0	1	10
John Engstrom	0-0	0-0	0-0	1-0-1	0	0	0	0	0	0	1
Team				1-3-4							
<b>TOTALS</b>	<b>24-56</b>	<b>4-20</b>	<b>14-19</b>	<b>14-15-29</b>	<b>20</b>	<b>66</b>	<b>11</b>	<b>15</b>	<b>4</b>	<b>10</b>	<b>200</b>

Halftime: Michigan State 32-29

Officials: Dick Paparo, Charlie Range, Stanley Reynolds Attendance: 18,525

**#1 MICHIGAN ST. 54 - #13 OKLAHOMA 46**
**March 19, 1999 - St. Louis, Mo.**

MICHIGAN STATE	FG-FGA	3FG	FT-FTA	O-D-R	PF	TP	A	TO	BS	S	MIN
Antonio Smith, f	0-1	0-0	0-0	2-5-7	4	0	0	1	0	1	23
Andre Hutson, f	3-3	0-0	6-10	3-2-5	1	12	0	3	0	0	30
Jason Klein, f	1-5	1-3	0-0	0-0-0	1	3	2	1	1	1	22
Mateen Cleaves, g	3-14	0-4	3-4	0-2-2	4	9	2	6	0	0	32
Charlie Bell, g	3-3	3-3	0-0	0-2-2	1	9	1	0	1	1	26
Thomas Kelley	0-4	0-2	0-0	0-1-1	0	0	1	0	0	1	11
Doug Davis	0-2	0-0	0-0	0-0-0	2	0	4	0	0	0	9
Morris Peterson	4-8	0-1	3-4	0-7-7	1	11	0	1	0	1	23
A.J. Granger	4-5	2-2	0-0	1-6-7	4	10	0	1	0	1	24
Team				1-4-5							
<b>TOTALS</b>	<b>18-45</b>	<b>6-15</b>	<b>12-18</b>	<b>7-29-36</b>	<b>18</b>	<b>54</b>	<b>10</b>	<b>13</b>	<b>2</b>	<b>6</b>	<b>200</b>

OKLAHOMA	FG-FGA	3FG	FT-FTA	O-D-R	PF	TP	A	TO	BS	S	MIN
Eduardo Najera, f	2-8	1-4	2-2	0-7-7	2	7	0	4	2	1	31
Ryan Humphery, f	4-8	0-0	2-5	5-5-10	5	10	1	1	1	2	31
Michael Johnson, g	4-15	1-4	3-4	1-1-2	2	12	1	0	0	2	40
Eric Martin, g	1-8	1-5	0-0	0-2-2	2	3	2	1	0	0	33
Alex Spaulding, g	3-7	0-1	1-3	1-3-4	4	7	0	1	0	0	34
Tim Heskett	1-2	1-1	0-0	1-1-2	1	3	1	0	0	0	10
Victor Avila	2-3	0-0	0-0	0-1-1	0	4	0	0	0	0	9
Renzi Stone	0-0	0-0	0-0	0-0-0	1	0	0	1	0	1	12
Team				1-2-3							
<b>TOTALS</b>	<b>17-51</b>	<b>4-15</b>	<b>8-14</b>	<b>9-22-31</b>	<b>17</b>	<b>46</b>	<b>5</b>	<b>9</b>	<b>3</b>	<b>6</b>	<b>200</b>

**Halftime:** Michigan State 26-25

**Officials:** John Cahill, Ed Corbett, Mike Kitts

**Attendance:** 42,400.

**#1 MICHIGAN ST. 73 - #3 KENTUCKY 66**
**March 21, 1999 - St. Louis, Mo.**

MICHIGAN STATE	FG-FGA	3FG	FT-FTA	O-D-R	PF	TP	A	TO	BS	S	MIN
Antonio Smith, f	1-2	0-0	2-2	1-6-7	2	4	0	1	0	2	33
Andre Hutson, f	6-10	0-0	2-4	2-3-5	3	14	1	2	0	0	29
Jason Klein, f	1-6	1-5	0-0	1-0-1	3	3	0	1	0	0	18
Mateen Cleaves, g	4-11	2-5	0-0	0-4-4	0	10	11	3	0	0	37
Charlie Bell, g	3-5	1-2	0-0	1-2-3	3	7	2	1	0	2	27
Thomas Kelley	1-1	0-0	0-0	0-0-0	0	2	0	0	0	0	2
Doug Davis	0-0	0-0	0-0	0-0-0	0	0	2	0	0	0	3
Morris Peterson	6-13	0-2	7-8	9-1-10	3	19	1	1	0	0	33
A.J. Granger	4-5	3-3	3-3	1-1-2	2	14	0	2	0	0	18
Team				0-1-1							
<b>TOTALS</b>	<b>26-53</b>	<b>7-17</b>	<b>14-17</b>	<b>15-18-33</b>	<b>16</b>	<b>73</b>	<b>17</b>	<b>11</b>	<b>0</b>	<b>4</b>	<b>200</b>

KENTUCKY	FG-FGA	3FG	FT-FTA	O-D-R	PF	TP	A	TO	BS	S	MIN
Heshimu Evans, f	5-10	2-2	0-0	4-2-6	4	12	1	1	0	0	20
Scott Padgett, f	3-8	2-6	3-5	1-2-3	4	11	2	2	0	0	30
Michael Bradley, c	2-4	0-0	0-0	2-2-4	0	4	0	1	0	1	12
Wayne Turner, g	2-8	0-3	1-2	1-1-2	1	5	8	2	0	1	35
Desmond Allison, g	3-8	0-2	1-1	1-1-2	1	7	2	1	1	1	23
Saul Smith	0-1	0-1	0-0	0-1-1	1	0	0	1	0	1	13
Tayshaun Prince	3-3	2-2	4-4	1-1-2	2	12	1	0	1	0	24
Ryan Hogan	1-2	0-0	0-0	1-2-3	0	2	1	0	0	0	6
Souleymane Camara	2-4	0-0	0-0	0-0-0	0	4	0	0	0	0	11
Jamaal Magloire	3-5	0-0	3-4	0-1-1	3	9	0	1	3	1	26
Team				3-2-5							
<b>TOTALS</b>	<b>24-53</b>	<b>6-16</b>	<b>12-16</b>	<b>14-15-29</b>	<b>16</b>	<b>66</b>	<b>15</b>	<b>9</b>	<b>7</b>	<b>5</b>	<b>200</b>

**Halftime:** Kentucky 36-35

**Officials:** James Burr, Bob Donato, Reggie Greenwood

**Attendance:** 42,519

**#1 DUKE 68 - #1 MICHIGAN STATE 62**
**March 27, 1999 - St. Petersburg, Fla.**

MICHIGAN STATE	FG-FGA	3FG	FT-FTA	O-D-R	PF	TP	A	TO	BS	S	MIN
Antonio Smith, f	3-7	0-0	0-0	5-5-10	5	6	0	0	0	0	34
Jason Klein, f	2-6	1-3	0-0	1-1-2	2	5	0	0	0	1	14
Andre Hutson, f	6-8	0-0	1-1	1-4-5	2	13	1	1	0	0	24
Mateen Cleaves, g	5-16	2-9	0-2	2-1-3	3	12	10	5	0	1	36
Charlie Bell, g	0-2	0-0	2-4	2-1-3	3	2	1	1	0	0	23
Morris Peterson	6-17	0-2	3-4	4-4-8	5	15	1	0	0	2	30
Thomas Kelley	2-8	0-1	0-0	1-3-4	2	4	0	0	0	1	14
A.J. Granger	2-6	1-3	0-0	1-3-4	2	5	0	1	0	0	20
Doug Davis	0-0	0-0	0-0	0-0-0	0	0	0	1	0	0	5
Team				1-0-1							
<b>TOTALS</b>	<b>26-70</b>	<b>4-18</b>	<b>6-11</b>	<b>18-22-40</b>	<b>24</b>	<b>62</b>	<b>13</b>	<b>9</b>	<b>0</b>	<b>5</b>	<b>200</b>

DUKE	FG-FGA	3FG	FT-FTA	O-D-R	PF	TP	A	TO	BS	S	MIN
Chris Carrarell, f	3-8	1-1	6-12	1-3-4	0	13	1	3	0	0	30
Shane Battier, f	2-5	0-3	1-2	4-2-6	3	5	1	1	2	1	33
Elton Brand, c	7-10	0-0	4-5	4-11-15	4	18	1	3	1	0	29
William Avery, g	6-14	2-4	0-1	1-4-5	0	14	0	4	0	1	35
Trajan Langdon, g	3-9	1-4	0-1	2-4-6	2	7	3	1	0	0	37
Corey Maggette	3-7	0-1	3-6	2-2-4	0	9	0	0	0	0	17
Chris Burgess	0-1	0-0	0-0	2-2-4	2	0	1	0	2	0	12
Nate James	1-2	0-0	0-0	0-0-0	0	2	0	0	0	1	7
Team				0-0-0							
<b>TOTALS</b>	<b>25-56</b>	<b>4-13</b>	<b>14-27</b>	<b>16-28-44</b>	<b>11</b>	<b>68</b>	<b>7</b>	<b>12</b>	<b>5</b>	<b>3</b>	<b>200</b>

**Halftime:** Duke 32-30

**Officials:** David Libbey, Curtis Shaw, John Cahill

**Attendance:** 41,340


A MEMBER OF TOM IZZO'S FIRST SENIOR CLASS, ANTONIO SMITH HELPED LEAD MSU TO THE FIRST OF THREE STRAIGHT FINAL FOURS IN 1999.

**2000 BOX SCORES**

The 2000 Spartans entered the NCAA Tournament determined to win a National Championship. For the second year in a row, they entered the tournament as a No. 1 seed, led by a trio of experienced seniors, Mateen Cleaves, Morris Peterson and A.J. Granger. The Spartans had little trouble in their first round matchup, holding Valparaiso to 25 percent (13-of-52) shooting in a 65-38 victory. In the second round against Utah, Cleaves scored 21 points to rally MSU from a 35-32 halftime deficit and defeat the Utes, 73-61. In the Regional Semifinal, MSU took on the fourth-seeded Syracuse Orangemen. SU took a 34-24 halftime lead and led by as many as 11 points with 15 minutes remaining. A halftime lockerroom tirade by Cleaves must have worked, however, as MSU finished the game by outscoring the Orangemen, 37-9, a run that was capped off with 17 unanswered points. MSU faced No. 2 seed Iowa State in the Regional Final. The Spartans held a slim three-point lead at the half, but Iowa State held a nine-point lead with a little over five minutes to go. Once again, Michigan State used a late-game rally, outscoring the Cyclones, 23-5, over the final 5:49 in a 75-64 decision. Cleaves, Granger, Peterson and Andre Hutson all found a spot on the All-Regional team, with Peterson earning Most Outstanding Player honors. In the National Semifinal, State faced Wisconsin for the fourth time of the season. MSU held a slim 19-17 lead at the break. Peterson took over in the second half, scoring 10 points in a 13-2 run to pull away from the Badgers and earn a spot in the National Championship game. After grinding it out with Wisconsin, MSU faced Florida's run and gun offense and pressure defense in the title game. The Spartans opened an 11-point halftime lead. Early in the second half, Cleaves got tangled up with Florida's Teddy Dupay, injuring Cleaves' ankle and forcing him back to the lockerroom. Leading by six, MSU got five straight points from Mike Chappell and held a bigger lead when Cleaves returned four and a half minutes later. State never looked back, capturing its second National Championship in school history with an 89-76 victory. Cleaves was named Most Outstanding Player of the Final Four and was joined by Charlie Bell, Peterson and Granger on the All-Tournament team.



# NCAA TOURNAMENT FINAL FOUR • APRIL 3 & 5, 2010

## #1 MICHIGAN ST. 65 - #16 VALPARAISO 38

March 16, 2000 - Cleveland, Ohio

MICHIGAN STATE	FG-FGA	3FG	FT-FTA	O-D-R	PF	TP	A	TO	BS	S	MIN
Morris Peterson, f	5-9	1-3	1-1	0-4-4	0	12	0	1	0	0	27
A.J. Granger, f	3-5	1-2	0-0	1-2-3	1	7	1	0	1	0	29
Andre Hutson, c	1-3	0-0	2-2	0-4-4	4	4	2	0	0	0	21
Mateen Cleaves, g	5-11	2-6	3-3	0-2-2	0	15	8	3	0	1	32
Charlie Bell, g	0-3	0-2	0-0	0-4-4	3	0	1	1	0	1	16
Brandon Smith	0-1	0-0	0-0	0-1-1	0	0	0	1	0	0	4
David Thomas	0-1	0-0	1-2	0-2-2	0	1	1	2	0	2	7
Mike Chappell	2-5	1-3	4-6	2-2-4	3	9	0	2	0	0	14
Steve Cherry	0-0	0-0	0-0	0-0-0	0	0	1	0	0	0	2
Jason Richardson	3-6	1-1	2-3	2-8-10	0	9	0	0	0	1	25
Aloysius Anagnonye	0-0	0-0	0-0	0-0-0	1	0	0	0	0	0	3
Adam Ballinger	3-6	0-0	2-2	2-1-3	3	8	0	0	1	0	20
Team				1-1-2							
<b>TOTALS</b>	<b>22-50</b>	<b>6-17</b>	<b>15-19</b>	<b>8-31-39</b>	<b>15</b>	<b>65</b>	<b>14</b>	<b>10</b>	<b>2</b>	<b>5</b>	<b>200</b>

VALPARAISO	FG-FGA	3FG	FT-FTA	O-D-R	PF	TP	A	TO	BS	S	MIN
Lubos Barton, f	4-12	3-7	2-2	3-4-7	4	13	1	1	0	1	31
Jason Jenkins, f	0-5	0-4	0-0	0-3-3	1	0	0	0	0	0	22
Raitis Grafts, c	2-6	0-0	3-4	3-5-8	3	7	2	1	0	1	27
Dwayne Toatley, g	1-7	0-2	0-0	1-2-3	3	2	1	2	0	2	26
Jared Nuness, g	1-3	1-3	0-0	0-2-2	1	3	0	0	0	0	22
Milo Stovall	1-8	1-5	1-2	1-0-1	1	4	1	2	0	0	31
Ivan Vujic	3-8	0-0	0-0	0-4-4	3	6	1	5	2	0	23
Tarrance Price	1-3	0-2	1-2	0-1-1	1	3	0	1	0	0	11
Aaron Thomason	0-0	0-0	0-0	0-0-0	1	0	0	1	0	0	5
Antti Nikkila	0-0	0-0	0-0	0-0-0	0	0	0	0	0	0	2
Team				0-2-2							
<b>TOTALS</b>	<b>13-52</b>	<b>5-23</b>	<b>7-10</b>	<b>8-23-31</b>	<b>18</b>	<b>38</b>	<b>6</b>	<b>13</b>	<b>2</b>	<b>4</b>	<b>200</b>

Halftime: Michigan State 29-15

Officials: Curtis Shaw, Tom Lopes, Olandis Pool

Attendance: 13,374

## #1 MICHIGAN STATE 73 - #8 UTAH 61

March 18, 2000 - Cleveland, Ohio

MICHIGAN STATE	FG-FGA	3FG	FT-FTA	O-D-R	PF	TP	A	TO	BS	S	MIN
Andre Hutson, c	7-9	0-0	5-10	4-4-8	1	19	2	1	0	0	30
Morris Peterson, f	5-11	3-4	0-0	1-2-3	2	13	0	2	0	1	33
A.J. Granger, f	3-5	1-3	0-0	0-3-3	2	7	2	3	0	1	32
Mateen Cleaves, g	7-14	4-7	3-4	0-2-2	1	21	5	1	0	1	36
Charlie Bell, g	2-5	0-1	5-6	1-4-5	1	9	3	1	0	0	32
David Thomas	0-0	0-0	0-0	0-1-1	1	0	0	0	1	0	8
Mike Chappell	0-0	0-0	0-0	0-0-0	0	0	0	0	0	0	2
Jason Richardson	1-2	0-0	0-0	2-2-4	4	2	0	0	0	0	13
Aloysius Anagnonye	1-1	0-0	0-0	0-0-0	2	2	1	1	0	0	6
Adam Ballinger	0-0	0-0	0-0	0-0-0	1	0	0	1	0	0	8
Team				2-2-4							
<b>TOTALS</b>	<b>26-47</b>	<b>8-15</b>	<b>13-20</b>	<b>10-20-30</b>	<b>15</b>	<b>73</b>	<b>16</b>	<b>9</b>	<b>1</b>	<b>4</b>	<b>200</b>

UTAH	FG-FGA	3FG	FT-FTA	O-D-R	PF	TP	A	TO	BS	S	MIN
Hanno Mottola, f	5-10	0-2	6-6	1-4-5	4	16	1	3	1	0	34
Alex Jensen, f	5-7	2-4	1-5	2-3-5	4	13	1	1	0	0	36
Phil Cullen, c	3-7	2-6	0-0	0-2-2	2	8	3	1	0	1	25
Tony Harvey, g	7-16	1-6	0-1	0-3-3	2	15	6	1	0	2	38
Jeff Johnsen, g	2-3	1-2	0-0	1-2-3	5	2	2	3	0	1	33
Gary Colbert	0-0	0-0	0-0	0-1-1	0	0	2	0	0	0	13
Mike Puzey	0-1	0-0	0-0	0-0-0	3	0	1	0	0	0	6
Nate Althoff	2-2	0-0	0-0	1-1-2	1	4	0	0	0	0	15
Team				0-0-0							
<b>TOTALS</b>	<b>24-46</b>	<b>6-20</b>	<b>7-12</b>	<b>5-16-21</b>	<b>18</b>	<b>61</b>	<b>16</b>	<b>9</b>	<b>1</b>	<b>4</b>	<b>200</b>

Halftime: Utah 35-32

Officials: Gerald Boudreaux, Mike Thibodeaux, Tom Lopes

Attendance: 13,374



MICHIGAN STATE HAD GREAT FAN SUPPORT ON THE ROAD TO THE FINAL FOUR, INCLUDING IN THE FIRST AND SECOND ROUNDS IN CLEVELAND.

## #1 MICHIGAN ST. 75 - #4 SYRACUSE 58

March 23, 2000 - Auburn Hills, Mich.

MICHIGAN STATE	FG-FGA	3FG	FT-FTA	O-D-R	PF	TP	A	TO	BS	S	MIN
Andre Hutson, c	5-7	0-0	1-4	2-3-5	2	11	1	3	0	1	34
Morris Peterson, f	6-10	5-9	4-4	1-2-3	2	21	2	1	1	0	34
A.J. Granger, f	7-11	2-4	3-3	2-2-4	1	19	3	0	2	0	33
Mateen Cleaves, g	4-12	2-6	0-0	0-1-1	1	10	7	3	0	1	38
Charlie Bell, g	3-7	2-4	4-4	1-5-6	1	12	4	2	0	1	29
David Thomas	0-0	0-0	0-0	0-1-1	0	0	0	1	0	0	2
Mike Chappell	0-1	0-0	1-2	1-3-4	2	1	0	0	0	0	15
Jason Richardson	0-1	0-0	0-0	0-3-3	0	0	0	0	0	0	11
Aloysius Anagnonye	0-0	0-0	1-2	1-0-1	4	1	0	0	0	0	4
Team				0-2-2							
<b>TOTALS</b>	<b>25-49</b>	<b>11-23</b>	<b>14-19</b>	<b>8-22-30</b>	<b>13</b>	<b>75</b>	<b>17</b>	<b>10</b>	<b>3</b>	<b>3</b>	<b>200</b>

SYRACUSE	FG-FGA	3FG	FT-FTA	O-D-R	PF	TP	A	TO	BS	S	MIN
Damone Brown, f	4-8	0-0	0-0	2-3-5	3	8	0	0	0	0	26
Ryan Blackwell, f	4-13	0-1	1-3	3-3-6	3	9	4	1	0	0	37
Etan Thomas, c	3-3	0-0	1-2	1-5-6	4	7	0	3	2	0	37
Tony Bland, g	1-1	1-1	0-0	0-0-0	0	3	0	0	0	0	8
Jason Hart, g	5-11	1-4	0-0	0-3-3	4	11	10	4	0	3	40
Preston Shumpert	2-6	2-5	0-0	0-2-2	2	6	0	1	0	1	20
Allen Griffin	5-10	0-1	4-4	0-1-1	3	14	1	2	0	1	32
Team				1-3-4							
<b>TOTALS</b>	<b>24-52</b>	<b>4-12</b>	<b>6-9</b>	<b>7-20-27</b>	<b>19</b>	<b>58</b>	<b>15</b>	<b>11</b>	<b>2</b>	<b>5</b>	<b>200</b>

Halftime: Syracuse 34-24

Officials: Scott Thornley, Bob Sitov, Rick Hartzell

Attendance: 21,214

## #1 MICHIGAN ST. 75 - #2 IOWA ST. 64

March 25, 2000 - Auburn Hills, Mich.

MICHIGAN STATE	FG-FGA	3FG	FT-FTA	O-D-R	PF	TP	A	TO	BS	S	MIN
Andre Hutson, c	6-9	0-0	5-5	2-9-11	4	17	2	1	0	0	24
Morris Peterson, f	5-13	1-3	7-7	3-4-7	3	18	0	1	1	1	36
A.J. Granger, f	5-8	2-4	6-6	0-0-0	2	18	2	0	0	0	37
Mateen Cleaves, g	4-12	1-4	1-2	0-1-1	4	10	2	5	2	2	35
Charlie Bell, g	3-11	1-6	2-2	0-5-5	4	9	2	1	0	3	27
Brandon Smith	0-0	0-0	0-0	0-0-0	0	0	0	0	0	0	0
David Thomas	0-0	0-0	0-0	0-0-0	1	0	0	0	0	0	4
Mat Ishbia	0-0	0-0	0-0	0-0-0	0	0	0	0	0	0	0
Mike Chappell	1-2	0-1	0-0	0-0-0	1	2	1	0	0	0	15
Jason Richardson	0-1	0-1	0-0	1-1-2	1	0	0	0	0	0	13
Aloysius Anagnonye	0-0	0-0	1-2	1-0-1	4	1	0	0	0	0	8
Adam Ballinger	0-0	0-0	0-0	0-0-0	0	0	0	0	0	0	1
Team				0-0-0							
<b>TOTALS</b>	<b>24-56</b>	<b>5-19</b>	<b>22-24</b>	<b>7-20-27</b>	<b>24</b>	<b>75</b>	<b>9</b>	<b>8</b>	<b>3</b>	<b>6</b>	<b>200</b>

IOWA STATE	FG-FGA	3FG	FT-FTA	O-D-R	PF	TP	A	TO	BS	S	MIN
Kantrail Horton, f	1-5	0-3	4-4	0-6-6	2	6	2	3	0	0	32
Stevie Johnson, f	1-1	0-0	0-1	2-3-5	0	2	0	2	0	0	29
Marcus Fizer, c	6-15	1-6	2-2	0-4-4	4	15	1	3	0	0	36
Jamaal Tinsley, g	5-13	3-8	5-7	1-2-3	4	18	2	5	3	0	34
Michael Nurse, g	5-11	5-9	2-2	0-4-4	5	17	1	3	0	0	40
Brandon Hawkins	1-2	0-0	0-0	3-4-7	2	2	0	1	0	1	13
Paul Shirley	1-3	0-0	2-2	3-1-4	5	4	2	2	0	0	16
Team				3-2-5							
<b>TOTALS</b>	<b>20-50</b>	<b>9-26</b>	<b>15-18</b>	<b>12-26-38</b>	<b>24</b>	<b>64</b>	<b>8</b>	<b>19</b>	<b>3</b>	<b>1</b>	<b>200</b>

Halftime: Iowa State 34-31

Officials: Curtis Shaw, Frank Basone, Lonnie Dixon

Attendance: 21,214



THE SPARTANS CELEBRATE A RETURN TRIP TO THE FINAL FOUR.

# NCAA TOURNAMENT FINAL FOUR • APRIL 3 & 5, 2010

## #1 MICHIGAN ST. 53 - #8 WISCONSIN 41

April 1, 2000 - Indianapolis, Ind.

MICHIGAN STATE	FG-FGA	3FG	FT-FTA	O-D-R	PF	TP	A	TO	BS	S	MIN
Andre Hutson, c	3-7	0-0	4-5	6-4-10	2	10	0	3	0	0	32
Morris Peterson, f	7-15	2-8	4-4	3-4-7	3	20	0	1	0	1	33
A.J. Granger, f	0-3	0-1	1-2	1-6-7	4	1	1	3	0	0	32
Mateen Cleaves, g	1-7	0-0	9-11	0-4-4	3	11	1	4	0	2	36
Charlie Bell, g	2-9	0-3	0-0	2-6-8	2	4	2	2	0	0	30
Jason Richardson	0-0	0-0	0-0	0-0-0	1	0	0	0	0	0	10
David Thomas	0-0	0-0	0-0	0-0-0	0	0	0	0	0	0	3
Mike Chappell	2-4	0-2	1-1	0-0-0	1	5	0	0	2	0	9
Aloysius Anagonye	1-1	0-0	0-0	1-1-2	2	2	0	1	0	0	12
Adam Ballinger	0-0	0-0	0-0	0-1-1	0	0	0	0	1	0	3
Team				1-2-3							
<b>TOTALS</b>	<b>16-46</b>	<b>2-14</b>	<b>19-23</b>	<b>14-28-42</b>	<b>18</b>	<b>53</b>	<b>4</b>	<b>14</b>	<b>3</b>	<b>3</b>	<b>200</b>

WISCONSIN	FG-FGA	3FG	FT-FTA	O-D-R	PF	TP	A	TO	BS	S	MIN
Andy Kowske, f	1-2	0-0	0-2	0-0-0	4	2	0	0	4	0	20
Mike Kelley, f	1-2	0-1	0-0	0-7-7	3	2	3	0	0	2	30
Mark Vershaw, c	2-11	0-1	1-1	1-1-2	3	5	3	1	0	0	31
Jon Bryant, g	1-5	0-3	0-0	0-1-1	3	2	1	2	0	0	27
Roy Boone, g	6-9	1-1	5-6	1-2-3	2	18	0	5	0	0	25
Charlie Wills	1-4	0-1	0-0	0-1-1	2	2	0	0	0	0	19
Duany Duany	0-2	0-1	0-0	0-0-0	0	0	0	1	0	0	11
Maurice Linton	0-4	0-1	0-0	0-1-1	0	0	0	2	0	0	10
Travon Davis	1-1	1-1	1-2	0-2-2	2	4	1	0	0	0	10
Kirk Penney	2-3	2-3	0-0	0-2-2	0	6	0	0	0	0	14
Erik Faust	0-0	0-0	0-0	0-0-0	0	0	0	0	0	0	1
Robert Smith	0-0	0-0	0-0	0-0-0	0	0	0	0	0	0	1
Julian Swartz	0-0	0-0	0-0	0-0-0	0	0	0	0	0	0	1
Team				0-1-1							
<b>TOTALS</b>	<b>15-43</b>	<b>4-13</b>	<b>7-11</b>	<b>2-18-20</b>	<b>19</b>	<b>41</b>	<b>8</b>	<b>11</b>	<b>4</b>	<b>2</b>	<b>200</b>

Halftime: Michigan State 19-17

Officials: John Clougherty, Andre Patillo, Tim Higgins

Attendance: 43,116

## #1 MICHIGAN ST. 89 - #5 FLORIDA 76

April 3, 2000 - Indianapolis, Ind.

MICHIGAN STATE	FG-FGA	3FG	FT-FTA	O-D-R	PF	TP	A	TO	BS	S	MIN
Andre Hutson, c	2-4	0-0	2-2	0-1-1	4	6	3	1	0	0	23
Morris Peterson, f	7-14	3-8	4-6	1-1-2	3	21	5	3	0	1	32
A.J. Granger, f	7-11	3-5	2-2	2-7-9	2	19	1	2	0	0	34
Mateen Cleaves, g	7-11	3-4	1-1	0-2-2	1	18	4	2	0	0	31
Charlie Bell, g	3-6	1-2	2-3	3-5-8	2	9	5	2	0	2	33
Jason Richardson	4-7	0-0	1-2	1-1-2	1	9	0	0	0	1	16
Aloysius Anagonye	0-0	0-0	0-0	2-1-2	4	0	0	2	1	0	12
Mike Chappell	2-4	1-3	0-0	1-0-1	0	5	0	1	0	1	7
Adam Ballinger	1-1	0-0	0-0	0-0-0	2	2	0	0	0	0	7
David Thomas	0-0	0-0	0-0	1-0-1	1	0	1	1	0	0	5
Brandon Smith	0-0	0-0	0-0	0-0-0	0	0	0	0	0	0	0
Steve Cherry	0-0	0-0	0-0	0-0-0	0	0	0	0	0	0	0
Mat Ishbia	0-1	0-0	0-0	0-0-0	0	0	0	0	0	0	0
Team				1-2-3							
<b>TOTALS</b>	<b>33-59</b>	<b>11-22</b>	<b>12-16</b>	<b>12-20-32</b>	<b>20</b>	<b>89</b>	<b>19</b>	<b>14</b>	<b>1</b>	<b>5</b>	<b>200</b>

FLORIDA	FG-FGA	3FG	FT-FTA	O-D-R	PF	TP	A	TO	BS	S	MIN
Brent Wright, f	5-8	0-1	3-5	4-6-10	4	13	4	1	0	1	29
Mike Miller, f	2-5	1-2	5-6	1-2-3	0	10	2	2	0	0	31
Udonis Haslem, c	10-12	0-0	7-7	2-0-2	4	27	0	3	1	0	28
Teddy Dupay, g	0-4	0-2	0-0	0-0-0	2	0	1	0	0	0	15
Justin Hamilton, g	0-1	0-1	0-0	0-0-0	1	0	0	0	0	0	14
Brett Nelson	4-10	3-6	0-0	1-3-4	1	11	3	3	0	2	26
Matt Bonner	0-3	0-2	0-0	1-2-3	1	0	0	0	0	0	7
Kenyan Weaks	1-3	1-1	0-0	1-0-1	2	3	1	1	0	2	22
Donnell Harvey	3-11	0-0	3-4	4-2-6	2	9	0	2	1	0	16
Major Parker	1-3	1-3	0-0	0-0-0	2	3	2	1	0	0	12
Team				1-0-1							
<b>TOTALS</b>	<b>26-60</b>	<b>6-18</b>	<b>18-22</b>	<b>15-15-30</b>	<b>19</b>	<b>76</b>	<b>13</b>	<b>13</b>	<b>2</b>	<b>5</b>	<b>200</b>

Halftime: Michigan State 43-32

Officials: James Burr, Gerald Boudreaux, David Hall

Attendance: 43,116



TOP PHOTO: A TEARFUL MATEEN CLEAVES AND TOM IZZO EMBRACE TO WATCH "ONE SHINING MOMENT" ON THE BIG SCREENS AT THE RCA DOME.

BOTTOM PHOTO: TOM IZZO ACCEPTS THE NCAA NATIONAL CHAMPIONSHIP TROPHY.

## 2001 BOX SCORES

The defending NCAA Champions, Michigan State entered the 2001 NCAA Tournament as a No. 1 seed for the third straight season. The Spartans were missing 58 points from the 2000 title game, but did boast five seniors, including Charlie Bell and Andre Hutson, who earned postseason honors as juniors. MSU easily defeated Alabama State, 69-35, in the first round before handing Fresno State an 81-65 defeat to advance to the Sweet Sixteen for a fourth straight year. In the Regional Semifinal, MSU took on No. 12 Gonzaga. The Bulldogs had a low seed, yet they were also making their third straight Sweet Sixteen appearance with a tournament-tested team. Michigan State led by just five points at the break and fell behind early in the second half, but Bell scored 21 points as the Spartans eventually pulled away. In the Regional Final, State faced another surprise team in 11th-seeded Temple. The Spartans held a three-point lead at the half, and although they could never pull away, they managed to stay in front, thanks in part to a career-high 19 points from David Thomas. For his efforts, Thomas was named to the All-Regional team, where he joined All-South Regional Most Outstanding Player, Charlie Bell. With a 69-62 victory, MSU's NCAA Tournament record of nine straight victories by double figures was snapped, but the Spartans did become the ninth team to appear in three straight Final Fours and only the third since the field was expanded to 64 teams in 1985. Suddenly, thoughts of a repeat NCAA Champion appeared more realistic. Unfortunately, MSU ran into a hot Arizona squad in Minneapolis. The Wildcats led by just two points at the half, but outscored the Spartans, 48-31, in the second half en route to an 80-61 victory.



# #1 MICHIGAN ST. 69 - #16 ALABAMA ST. 35

March 16, 2001 - Memphis, Tenn.

MICHIGAN STATE	FG-FGA	3FG	FT-FTA	O-D-R	PF	TP	A	TO	BS	S	MIN
David Thomas, f	3-6	0-1	0-0	0-2-2	2	6	1	0	0	0	19
Andre Hutson, f	7-7	0-0	1-1	5-6-11	2	15	0	0	0	2	27
Aloysius Anagnonye, f	1-2	0-0	1-4	2-2-4	3	3	0	2	1	0	13
Charlie Bell, g	3-8	0-4	1-2	0-3-3	0	7	5	3	0	3	27
Jason Richardson, g	6-10	2-4	0-0	2-5-7	1	14	3	3	0	2	25
Marcus Taylor	2-5	0-0	2-2	0-1-1	0	6	3	4	0	0	23
Adam Wolfe	0-2	0-1	0-0	0-0-0	0	0	0	0	0	0	3
Brandon Smith	0-1	0-1	0-0	1-0-1	0	0	0	0	0	0	3
Mat Ishbia	0-2	0-1	0-0	0-2-2	0	0	0	0	0	0	3
Mike Chappell	1-5	0-3	0-0	1-6-7	0	2	0	1	1	2	17
Jason Andreas	0-1	0-0	0-0	1-0-1	1	0	0	0	0	0	3
Zach Randolph	2-4	0-0	8-8	2-3-5	2	12	0	1	1	0	23
Adam Ballinger	2-3	0-0	0-0	0-3-3	2	4	0	0	0	0	14
Team				0-1-1							
<b>TOTALS</b>	<b>27-56</b>	<b>2-1</b>	<b>13-17</b>	<b>14-34-48</b>	<b>13</b>	<b>69</b>	<b>12</b>	<b>14</b>	<b>3</b>	<b>9</b>	<b>200</b>

ALABAMA STATE	FG-FGA	3FG	FT-FTA	O-D-R	PF	TP	A	TO	BS	S	MIN
Keith Gamble, f	3-10	1-6	0-0	2-3-5	2	7	0	0	0	2	29
Tyrone Levett, f	6-13	2-6	3-3	1-1-2	2	17	0	4	0	0	32
Alvin Pettway, c	3-4	0-0	0-2	1-2-3	5	6	1	3	1	0	18
Tobarie Burton, g	1-9	0-5	0-0	0-2-2	4	2	5	2	0	0	34
Joey Ball, g	0-5	0-2	0-0	2-1-3	0	0	0	2	1	1	34
Malcolm Campbell	1-5	1-4	0-0	0-0-0	0	3	0	0	0	0	10
Dupree McKenzie	0-1	0-0	0-0	0-1-1	0	0	0	0	0	0	7
Leonard Hooks	0-1	0-0	0-0	0-2-2	0	0	0	1	0	0	6
Xavier Oliver	0-3	0-0	0-0	1-2-3	1	0	0	0	0	0	8
Angel Branch	0-1	0-0	0-0	1-0-1	1	0	0	2	0	1	9
Michael Green	0-4	0-0	0-0	0-2-2	2	0	0	2	0	0	13
Team				1-1-2							
<b>TOTALS</b>	<b>14-56</b>	<b>4-23</b>	<b>3-5</b>	<b>9-17-26</b>	<b>17</b>	<b>35</b>	<b>6</b>	<b>16</b>	<b>2</b>	<b>4</b>	<b>200</b>

Halftime: Michigan State 29-25

Officials: John Hughes, Karl Hess, Rich Sanfillipo

Attendance: 8,602

# #1 MICHIGAN ST. 81 - #9 FRESNO ST. 65

March 18, 2001 - Memphis, Tenn.


MICHIGAN STATE	FG-FGA	3FG	FT-FTA	O-D-R	PF	TP	A	TO	BS	S	MIN
David Thomas, f	5-8	0-0	0-0	6-8-14	2	10	2	3	1	0	27
Aloysius Anagnonye, f	5-7	0-0	3-4	4-2-6	3	13	1	1	1	0	20
Andre Hutson, f	5-7	0-0	2-3	2-6-8	2	12	5	1	0	0	33
Charlie Bell, g	6-16	1-4	0-0	2-4-6	1	13	3	7	0	0	34
Jason Richardson, g	3-11	0-3	3-3	1-5-6	3	9	1	2	2	2	26
Marcus Taylor	4-8	1-2	2-2	0-1-1	3	11	1	1	0	0	23
Mike Chappell	3-4	1-1	0-0	0-1-1	3	7	0	0	0	0	12
Zach Randolph	3-6	0-0	0-1	2-1-2	2	6	2	1	1	0	19
Adam Ballinger	0-0	0-0	0-0	0-0-0	0	0	0	0	0	0	6
Team				1-2-3							
<b>TOTALS</b>	<b>34-67</b>	<b>3-10</b>	<b>10-13</b>	<b>18-30-48</b>	<b>19</b>	<b>81</b>	<b>81</b>	<b>15</b>	<b>16</b>	<b>5</b>	<b>200</b>

FRESNO STATE	FG-FGA	3FG	FT-FTA	O-D-R	PF	TP	A	TO	BS	S	MIN
Chris Jeffries, f	4-13	1-3	4-6	1-4-5	1	13	2	0	1	1	34
Shannon Swillis, f	3-8	0-1	1-2	4-2-6	2	7	0	0	2	2	35
Melvin Ely, c	8-13	0-0	1-2	4-2-6	4	17	1	2	0	0	27
Tito Maddox, g	4-16	0-2	3-4	1-5-6	1	11	6	3	0	1	37
Demetrius Porter, g	1-8	0-5	4-5	2-1-6	4	6	1	2	0	1	29
Damon Jackson	2-4	1-2	0-0	1-1-2	1	5	0	0	0	0	7
Noel Felix	1-2	0-1	2-2	0-0-0	1	4	0	0	0	0	9
Travis Demanby	0-2	0-2	0-0	0-0-0	0	0	1	0	0	0	13
Mustafa Al-Sayyad	1-2	0-0	0-0	1-2-3	2	2	0	0	0	0	9
Team				1-0-1							
<b>TOTALS</b>	<b>24-68</b>	<b>2-16</b>	<b>15-21</b>	<b>15-17-32</b>	<b>16</b>	<b>65</b>	<b>11</b>	<b>7</b>	<b>3</b>	<b>5</b>	<b>200</b>


Halftime: Michigan State 37-30

Officials: Tom Lopes, Karl Hess, Rick Hartzell

Attendance: 10,719



DAVID THOMAS SCORED 19 POINTS VS. TEMPLE IN THE 2001 SOUTH REGION FINAL.



JASON RICHARDSON'S EMPHATIC JAM PUT THE EXCLAMATION POINT ON MSU'S VICTORY OVER FRESNO STATE.

# #1 MICHIGAN ST. 77 - #12 GONZAGA 62

March 23, 2001 - Atlanta, Ga.

MICHIGAN STATE	FG-FGA	3FG	FT-FTA	O-D-R	PF	TP	A	TO	BS	S	MIN
Aloysius Anagnonye, f	0-2	0-0	0-0	1-2-3	4	0	0	0	1	0	17
Andre Hutson, f	8-11	0-0	3-4	14-6-0	2	19	3	1	1	1	29
David Thomas, f	0-4	0-0	0-0	2-3-5	3	0	3	1	0	0	18
Jason Richardson, g	5-13	2-6	0-1	2-5-7	2	12	3	1	2	4	34
Charlie Bell, g	5-12	3-8	8-10	14-6-0	1	21	3	2	1	1	35
Marcus Taylor	3-9	0-4	0-0	0-0-0	1	6	5	2	0	1	23
Mike Chappell	2-3	1-2	0-0	2-4-6	2	5	2	1	0	0	11
Jason Andreas	0-1	0-0	0-0	1-0-1	0	0	0	0	0	0	4
Zach Randolph	4-8	0-0	2-4	1-4-5	1	10	0	1	1	0	19
Adam Ballinger	2-2	0-0	0-0	0-0-0	1	4	0	0	2	0	10
Team				1-1-2							
<b>TOTALS</b>	<b>29-65</b>	<b>6-20</b>	<b>13-15</b>	<b>18-31-49</b>	<b>17</b>	<b>77</b>	<b>19</b>	<b>9</b>	<b>8</b>	<b>7</b>	<b>200</b>

GONZAGA	FG-FGA	3FG	FT-FTA	O-D-R	PF	TP	A	TO	BS	S	MIN
Mark Spink, f	4-7	0-0	2-2	1-4-5	2	10	1	1	0	1	24
Casey Calvary, f	6-15	2-2	3-5	3-8-11	1	17	3	1	2	0	38
Zach Gourde, c	1-2	0-0	2-2	0-2-2	4	4	0	1	0	1	18
Blake Stepp, g	3-11	2-10	0-0	0-3-3	2	8	2	0	0	2	37
Dan Dickau, g	6-17	5-9	2-3	2-2-4	4	19	2	5	0	0	40
Germaine Forbes	0-0	0-0	0-0	0-0-0	0	0	0	0	0	0	5
Alex Hernandez	0-1	0-0	0-0	0-0-0	3	0	0	1	0	0	13
Jimmy Tricco	0-0	0-0	0-0	0-0-0	0	0	0	0	0	0	1
Kyle Blankhead	0-0	0-0	0-0	0-0-0	0	0	0	0	0	0	3
Anthony Reason	1-3	0-1	0-1	0-0-0	2	2	5	0	0	1	12
Cory Violette	1-2	0-0	0-0	1-1-2	2	2	0	1	0	0	8
Jay Sherrill	0-0	0-0	0-0	0-1-1	0	0	0	0	0	0	1
Team				0-1-1							
<b>TOTALS</b>	<b>22-58</b>	<b>9-22</b>	<b>9-13</b>	<b>7-22-29</b>	<b>20</b>	<b>62</b>	<b>13</b>	<b>10</b>	<b>2</b>	<b>5</b>	<b>200</b>

Halftime: Michigan State 37-32

Officials: Tom Lopes, Larry Rose, Olandis Poole

Attendance: 26,873

# #1 MICHIGAN ST. 69 - #11 TEMPLE 62

March 25, 2001 - Atlanta, Ga.

MICHIGAN STATE	FG-FGA	3FG	FT-FTA	O-D-R	PF	TP	A	TO	BS	S	MIN
David Thomas, f	8-10	1-2	2-3	4-3-7	1	19	2	0	0	2	30
Aloysius Anagnonye, f	1-1	0-0	0-0	0-1-1	5	2	2	1	1	0	19
Andre Hutson, f	2-5	0-0	7-10	12-8-0	3	11	4	0	1	0	34
Charlie Bell, g	6-14	2-7	0-0	0-4-4	2	14	3	3	0	1	36
Jason Richardson, g	4-11	1-3	2-3	0-2-2	1	11	2	3	0	0	31
Marcus Taylor	2-5	0-0	0-0	0-1-1	1	4	3	0	0	0	17
Mike Chappell	0-3	0-3	0-0	0-0-0	0	0	0	1	0	0	7
Zach Randolph	3-5	0-0	2-6	15-9-4	2	8	3	2	0	0	24
Adam Ballinger	0-0	0-0	0-0	0-0-0	0	0	0	0	0	0	2
Team				3-1-4							
<b>TOTALS</b>	<b>26-54</b>	<b>4-15</b>	<b>13-22</b>	<b>14-29-43</b>	<b>15</b>	<b>69</b>	<b>19</b>	<b>11</b>	<b>2</b>	<b>3</b>	<b>200</b>

TEMPLE	FG-FGA	3FG	FT-FTA	O-D-R	PF	TP	A	TO	BS	S	MIN
Alex Wesby, f	3-6	2-5	1-1	2-4-6	5	9	0	0	0	0	34
David Hawkins, f	1-7	0-4	2-2	1-1-2	3	4	0	1	0	1	29
Kevin Lyde, c	10-15	0-0	1-3	3-5-8	4	21	1	0	1	0	40
Lynn Greer, g	7-21	2-7	6-7	0-0-0	2	22	3	1	0	2	40
Quincy Wadley, g	2-12	0-7	0-0	1-3-4	3	4	2	2	0	1	40
Greg Jefferson	0-0	0-0	0-0	0-0-0	1	0	0	0	0	1	7
Ron Rollerson	1-2	0-0	0-0	3-2-5	0	2	0	0	0	0	10
Rouldra Thomas	0-0	0-0	0-0	0-0-0	0	0	0	0	0	0	0
Team				1-1-2							
<b>TOTALS</b>	<b>24-63</b>	<b>4-23</b>	<b>10-13</b>	<b>11-16-27</b>	<b>18</b>	<b>62</b>	<b>6</b>	<b>4</b>	<b>1</b>	<b>5</b>	<b>200</b>

Halftime: Michigan State 30-27

Officials: James Burr, Andre Patillo, Mark Whitehead

Attendance: 25,995





AFTER DEFEATING TEMPLE, THE SPARTANS CELEBRATE DURING A CBS INTERVIEW.

## #2 ARIZONA 80 - #1 MICHIGAN ST. 61

March 31, 2001 - Minneapolis, Minn.


MICHIGAN STATE	FG-FGA	3FG	FT-FTA	O-D-R	PF	TP	A	TO	BS	S	MIN
David Thomas, f	4-6	0-0	0-0	4-1-5	1	8	2	3	0	1	20
Aloysius Anagnonye, f	0-1	0-0	0-0	1-1-2	4	0	0	0	0	0	8
Andre Hutson, f	9-14	0-0	2-2	2-3-5	2	20	0	2	2	0	37
Charlie Bell, g	1-10	0-6	1-1	11-9-0	1	3	3	5	0	0	36
Jason Richardson, g	2-11	1-4	1-2	1-6-7	2	6	2	2	0	0	28
Marcus Taylor	3-9	1-4	1-2	0-1-1	3	8	2	2	0	1	20
Adam Ballinger	1-1	0-0	0-1	1-1-2	0	2	0	0	1	0	9
Zach Randolph	5-8	0-0	2-4	4-1-5	3	12	0	1	0	0	24
Mike Chappell	0-0	0-0	2-2	0-0-0	1	2	2	0	0	0	12
Brandon Smith	0-0	0-0	0-0	0-0-0	1	0	0	0	0	0	3
Adam Wolfe	0-0	0-0	0-0	0-0-0	0	0	0	0	0	0	1
Jason Andreas	0-0	0-0	0-0	0-0-0	0	0	0	0	0	0	1
Mat Ishbia	0-1	0-0	0-0	0-0-0	0	0	0	0	0	0	1
Team				2-1-3							
<b>TOTALS</b>	<b>25-61</b>	<b>2-14</b>	<b>9-14</b>	<b>16-24-40</b>	<b>18</b>	<b>61</b>	<b>11</b>	<b>15</b>	<b>3</b>	<b>2</b>	<b>200</b>

ARIZONA	FG-FGA	3FG	FT-FTA	O-D-R	PF	TP	A	TO	BS	S	MIN
Michael Wright, f	6-10	0-0	1-1	1-2-3	2	13	0	1	1	0	23
Richard Jefferson, f	6-13	3-5	2-4	3-5-8	1	17	2	2	2	2	34
Loren Woods, c	5-13	0-0	1-1	0-8-8	2	11	2	1	3	0	37
Gilbert Arenas, g	4-7	1-2	3-4	1-1-2	2	12	7	1	0	6	27
Jason Gardner, g	6-11	3-7	6-6	0-1-1	1	21	1	1	1	3	38
Eugene Edgeron	3-4	0-0	0-0	3-3-6	1	6	1	0	0	0	17
Luke Walton	0-1	0-0	0-0	0-1-1	0	0	2	2	0	0	16
Justin Wessel	0-0	0-0	0-0	0-0-0	1	0	0	0	0	1	3
Lamont Frazier	0-1	0-0	0-0	0-0-0	1	0	0	0	0	0	4
Travis Hanour	0-0	0-0	0-0	0-0-0	0	0	0	0	0	0	1
Team				4							
<b>TOTALS</b>	<b>30-60</b>	<b>7-14</b>	<b>13-16</b>	<b>8-25-33</b>	<b>11</b>	<b>80</b>	<b>15</b>	<b>8</b>	<b>7</b>	<b>12</b>	<b>200</b>

Halftime: Arizona 32-30

Officials: Tim Higgins, Tony Greene, Bob Donato

Attendance: 45,406.



CHARLIE BELL WAS NAMED MOST OUTSTANDING PLAYER OF THE SOUTH REGIONAL, LEADING MSU TO THE 2001 FINAL FOUR.

## 2002 BOX SCORES

For the first time since 1985, Michigan State entered the NCAA Tournament as a No. 10 seed, facing North Carolina State in the first round. Both teams had some offensive struggles in the first half, but MSU finished on an 8-0 run to take a 30-18 lead into the break. The second half proved to be a different story as the Wolfpack shot 67 percent (12-of-18) from the field and scored 25 more points from the foul line, quickly erasing their deficit and building a comfortable lead of their own on their way to a 69-58 victory.

## #7 N. CAROLINA ST. 69 - #10 MICHIGAN ST. 58

March 15, 2002 - Washington, D.C.

MICHIGAN STATE	FG-FGA	3FG	FT-FTA	O-D-R	PF	TP	A	TO	BS	S	MIN
Aloysius Anagnonye, f	1-2	0-0	0-0	1-6-7	2	2	0	3	1	2	34
Adam Ballinger, f	2-6	0-1	2-2	0-1-1	4	6	0	0	0	0	28
Marcus Taylor, g	5-22	3-13	5-5	1-2-3	4	18	6	0	0	1	37
Alan Anderson, g	1-1	0-0	3-3	1-1-2	5	5	0	5	0	0	13
Kelvin Torbert, g	1-5	0-0	0-0	3-4-7	3	2	1	3	0	0	28
Chris Hill	5-11	4-9	7-8	1-0-1	4	21	1	3	0	1	34
Mat Ishbia	0-0	0-0	0-0	0-0-0	1	0	0	0	0	0	1
Tim Bograkovs	1-4	0-0	0-0	4-0-4	4	2	0	0	0	0	14
Jason Andreas	1-2	0-0	0-0	0-3-3	1	2	0	1	1	0	11
Team				1-4-5							
<b>TOTALS</b>	<b>17-53</b>	<b>7-23</b>	<b>17-18</b>	<b>12-21-33</b>	<b>28</b>	<b>58</b>	<b>8</b>	<b>16</b>	<b>2</b>	<b>4</b>	<b>200</b>

NORTH CAROLINA ST.	FG-FGA	3FG	FT-FTA	O-D-R	PF	TP	A	TO	BS	S	MIN
Josh Powell, f	1-3	0-0	1-1	0-0-0	1	3	1	1	0	0	8
Marcus Melvin, f	0-2	0-0	5-6	2-3-5	3	5	1	0	0	2	36
Anthony Grundy, g	5-10	0-2	6-6	0-6-6	4	16	1	0	0	2	24
Archie Miller, g	2-5	1-2	3-4	0-1-1	3	8	2	2	0	3	34
Julius Hodge, g	5-8	0-0	6-8	1-2-3	2	16	1	4	0	0	36
Ilian Evtimov	4-10	1-4	3-3	0-2-2	3	12	2	2	1	0	33
Scooter Sherrill	0-0	0-0	4-4	1-2-3	1	4	1	1	0	0	11
Clifford Crawford	1-4	0-1	3-4	0-2-2	0	5	0	0	0	0	15
Jordan Collins	0-0	0-0	0-0	0-0-0	1	0	0	0	0	0	3
Team				0-6-6							
<b>TOTALS</b>	<b>18-42</b>	<b>2-9</b>	<b>31-36</b>	<b>4-24-28</b>	<b>18</b>	<b>69</b>	<b>9</b>	<b>10</b>	<b>1</b>	<b>7</b>	<b>200</b>

Halftime: Michigan State 30-18

Officials: Tony Greene, George Harry, James Haney

Attendance: 17,725

## 2003 BOX SCORES

In the first round, Michigan State made quick work of Colorado in a 79-64 victory, scoring a season-high 44 first-half points. In the second round, MSU shocked the home-state and No. 2 seed Florida Gators with a 68-46 thumping. Freshman Maurice Ager scored a season-high 16 points as a suffocating defense held the run-and-gun Gators to their lowest point total in seven years. In the Sweet Sixteen, MSU jumped on top of the Terrapins early and built a 14-point lead in the second half, only to watch Maryland reclaim the lead. Down the stretch, freshman Paul Davis scored MSU's last six points, including a game-tying two-handed dunk and a game-winning bank shot with 4.7 seconds left, advancing State to its fourth Elite Eight in five years, becoming just the third school in basketball history to accomplish that feat since the tournament expanded to 64 teams in 1985. MSU's magic ran out in the regional final against top-seeded Texas, falling 85-76. Freshmen Davis and Erazem Lorbek were named to the All-South Region Team.

# NCAA TOURNAMENT FINAL FOUR • APRIL 3 & 5, 2010

## #7 MICHIGAN ST. 79 - #10 COLORADO 64

March 21, 2003 - Tampa, Fla.

MICHIGAN STATE	FG-FGA	3FG	FT-FTA	O-D-R	PF	TP	A	TO	BS	S	MIN
Alan Anderson, f	4-9	0-0	6-6	4-0-4	1	14	7	2	0	1	34
Erazem Lorbek, f	8-15	1-1	0-0	1-4-5	3	17	0	0	1	2	30
Aloysius Anagnonye, c	1-3	0-0	4-4	1-6-7	2	6	1	1	0	0	23
Chris Hill, g	4-10	4-9	3-4	0-4-4	0	15	2	2	0	1	34
Kelvin Torbert, g	2-6	0-0	0-2	1-3-4	4	4	3	1	0	0	35
Rashi Johnson	0-0	0-0	2-2	0-2-2	0	2	1	2	0	0	8
Maurice Ager	2-4	1-2	1-1	0-3-3	2	6	0	2	0	0	10
Paul Davis	3-7	0-0	4-6	1-3-4	4	10	1	0	0	0	15
Jason Andreas	0-0	0-0	0-0	0-0-0	0	0	0	0	0	0	4
Adam Ballinger	2-2	1-1	0-0	0-2-2	2	5	1	0	0	1	7
Team				2-1-3							
<b>TOTALS</b>	<b>26-56</b>	<b>7-13</b>	<b>20-25</b>	<b>10-28-38</b>	<b>18</b>	<b>79</b>	<b>16</b>	<b>11</b>	<b>1</b>	<b>5</b>	<b>200</b>

COLORADO	FG-FGA	3FG	FT-FTA	O-D-R	PF	TP	A	TO	BS	S	MIN
Stephane Pelle, f	3-11	0-0	1-2	1-5-6	1	7	0	0	0	2	28
Blair Wilson, f	5-10	3-5	0-0	1-2-3	3	13	2	1	0	2	32
David Harrison, c	5-9	0-0	3-7	3-3-6	3	13	0	1	7	0	34
Michel Morandais, g	7-14	1-3	0-0	2-6-8	4	15	3	3	1	1	33
Antoine McGee, g	2-4	0-1	0-0	0-0-0	2	4	1	1	0	0	18
Glenn Eddy	1-3	0-1	0-0	1-1-2	1	2	0	1	0	0	11
James Wright	0-2	0-2	0-0	0-0-0	2	0	2	4	0	0	19
Chris Copeland	2-5	1-2	1-2	1-3-4	0	6	0	2	0	0	14
Lamar Harris	1-2	0-0	2-6	1-3-4	3	4	1	0	0	1	11
Team				2-0-2							
<b>TOTALS</b>	<b>26-60</b>	<b>5-14</b>	<b>7-17</b>	<b>12-23-35</b>	<b>19</b>	<b>64</b>	<b>9</b>	<b>13</b>	<b>8</b>	<b>6</b>	<b>200</b>

Halftime: Michigan State 44-29

Officials: Tony Greene, George Harry, Joseph Lindsay

Attendance: 20,224.

## #7 MICHIGAN ST. 68 - #2 FLORIDA 46

March 23, 2003 - Tampa, Fla.

MICHIGAN STATE	FG-FGA	3FG	FT-FTA	O-D-R	PF	TP	A	TO	BS	S	MIN
Alan Anderson, f	1-3	0-0	5-7	1-3-4	2	7	5	3	0	0	34
Erazem Lorbek, f	4-7	2-5	2-4	2-5-7	4	12	1	1	0	1	27
Aloysius Anagnonye, c	3-3	0-0	0-0	0-1-1	5	6	0	2	0	1	16
Chris Hill, g	5-8	2-5	0-0	0-3-3	2	12	3	0	0	0	31
Kelvin Torbert, g	2-8	0-1	3-4	2-0-2	2	7	4	1	0	1	29
Adam Wolfe	0-0	0-0	0-0	0-0-0	0	0	0	0	0	0	1
Rashi Johnson	0-0	0-0	0-0	0-1-1	0	0	0	0	0	0	3
Maurice Ager	6-9	2-5	2-2	0-1-1	0	16	1	0	0	0	20
Tim Bograkovs	0-0	0-0	0-0	0-0-0	1	0	0	0	0	0	2
Paul Davis	4-5	0-0	0-1	1-4-5	1	8	0	1	0	2	24
Jason Andreas	0-0	0-0	0-0	0-0-0	1	0	0	1	0	0	3
Brian Westrick	0-1	0-0	0-0	0-0-0	0	0	0	0	0	0	1
Adam Ballinger	0-1	0-0	0-0	2-1-3	0	0	1	0	0	0	9
Team				2-1-3							
<b>TOTALS</b>	<b>25-45</b>	<b>6-16</b>	<b>12-18</b>	<b>9-21-30</b>	<b>18</b>	<b>68</b>	<b>15</b>	<b>10</b>	<b>0</b>	<b>5</b>	<b>200</b>

FLORIDA	FG-FGA	3FG	FT-FTA	O-D-R	PF	TP	A	TO	BS	S	MIN
Matt Bonner, f	2-9	2-6	0-1	1-5-6	4	6	1	3	0	0	35
Matt Walsh, f	2-6	1-3	0-0	1-1-2	2	5	3	1	0	0	23
David Lee, c	5-8	0-0	6-7	2-2-4	4	16	2	4	0	1	32
Anthony Roberson, g	0-6	0-6	0-0	0-0-0	1	0	2	2	0	0	23
Justin Hamilton, g	5-7	2-2	0-0	0-1-1	2	12	0	1	0	1	36
Mario Boggan	0-0	0-0	0-0	0-0-0	0	0	0	0	0	0	1
Adrian Moss	1-1	0-0	0-0	1-2-3	3	2	0	0	1	0	7
Chris Capko	0-0	0-0	0-0	0-0-0	0	0	0	0	0	0	1
Brett Nelson	0-4	0-4	0-0	0-0-0	1	0	0	0	0	0	16
Christian Drejer	0-0	0-0	3-4	0-1-1	2	3	0	0	0	0	18
Rashid Al-Kaleem	0-0	0-0	0-0	0-0-0	0	0	0	0	0	0	2
Bonell Colas	1-2	0-0	0-0	2-0-2	1	2	1	3	0	0	6
Team				1-2-3							
<b>TOTALS</b>	<b>16-43</b>	<b>5-21</b>	<b>9-12</b>	<b>8-14-22</b>	<b>20</b>	<b>46</b>	<b>9</b>	<b>14</b>	<b>1</b>	<b>2</b>	<b>200</b>

Halftime: Michigan State 37-27

Officials: Jim Haney, Curtis Shaw, Joseph Lindsay

Attendance: 21,304

## #7 MICHIGAN ST. 60 - #6 MARYLAND 58

March 28, 2003 - San Antonio, Texas

MICHIGAN STATE	FG-FGA	3FG	FT-FTA	O-D-R	PF	TP	A	TO	BS	S	MIN
Alan Anderson, f	4-8	0-0	2-2	0-5-5	2	10	2	4	0	1	29
Aloysius Anagnonye, f	2-4	0-0	0-0	3-5-8	2	4	0	3	0	0	22
Erazem Lorbek, f	1-3	1-2	2-4	0-1-1	5	5	0	0	0	1	16
Chris Hill, g	3-14	2-7	0-0	1-2-3	3	8	5	3	0	1	28
Kelvin Torbert, g	1-6	0-1	0-0	1-1-2	1	2	0	3	1	2	33
Rashi Johnson	0-1	0-1	0-0	0-1-1	0	0	1	1	0	1	9
Maurice Ager	4-8	2-4	0-0	1-3-4	3	10	1	1	0	0	20
Tim Bograkovs	0-0	0-0	0-0	0-0-0	1	0	0	0	0	0	2
Paul Davis	5-7	0-0	3-3	0-5-5	2	13	0	2	1	0	22
Jason Andreas	0-0	0-0	0-0	1-0-1	0	0	0	0	0	0	3
Adam Ballinger	2-5	1-2	3-3	0-1-1	1	8	1	0	1	2	16
Team				4-2-6							
<b>TOTALS</b>	<b>22-56</b>	<b>6-17</b>	<b>10-12</b>	<b>11-26-37</b>	<b>20</b>	<b>60</b>	<b>10</b>	<b>18</b>	<b>3</b>	<b>8</b>	<b>200</b>

MARYLAND	FG-FGA	3FG	FT-FTA	O-D-R	PF	TP	A	TO	BS	S	MIN
Ryan Randle, f	2-10	0-0	2-2	2-2-4	3	6	0	4	0	0	22
Tahj Holden, f	2-7	0-2	4-6	1-8-9	3	8	1	3	3	234	Calvin
McCall, g	2-4	0-1	0-0	1-0-1	2	4	1	0	0	1	21
Drew Nicholas, g	6-14	1-7	5-5	0-2-2	0	18	0	1	0	2	35
Steve Blake, g	3-9	1-5	4-4	2-4-6	2	11	3	5	0	5	36
Jamar Smith	3-6	0-0	1-1	1-4-5	1	7	0	0	1	0	21
Andre Collins	0-1	0-1	0-0	0-1-1	1	0	0	0	0	0	2
Travis Garrison	0-0	0-0	0-0	0-0-0	2	0	0	0	0	0	2
John Gilchrist	2-3	0-0	0-0	1-1-2	0	4	2	2	0	2	21
Nik Caner-Medley	0-0	0-0	0-0	1-1-2	1	0	1	0	0	0	6
Team				0-1-1							
<b>TOTALS</b>	<b>20-54</b>	<b>2-16</b>	<b>16-18</b>	<b>9-24-33</b>	<b>15</b>	<b>58</b>	<b>8</b>	<b>15</b>	<b>4</b>	<b>12</b>	<b>200</b>

Halftime: Michigan State 29-24

Officials: Mike Kitts, Edwin Edsall, Edward Corbett

Attendance: 33,009

## #1 TEXAS 85 - #7 MICHIGAN STATE 76

March 30, 2003 - San Antonio, Texas

MICHIGAN STATE	FG-FGA	3FG	FT-FTA	O-D-R	PF	TP	A	TO	BS	S	MIN
Alan Anderson, f	3-6	0-0	3-3	2-2-4	5	9	3	2	1	0	29
Aloysius Anagnonye, f	2-3	0-0	4-5	3-1-4	2	8	2	3	0	0	24
Erazem Lorbek, f	6-11	1-2	1-2	2-7-9	3	14	1	1	0	0	29
Chris Hill, g	3-7	3-6	1-2	0-2-2	4	10	3	4	0	1	29
Kelvin Torbert, g	3-6	2-3	0-0	0-3-3	4	8	0	0	0	0	32
Adam Wolfe	0-0	0-0	0-0	0-0-0	0	0	0	0	0	0	0
Rashi Johnson	0-2	0-1	0-0	0-0-0	2	0	0	0	0	0	5
Maurice Ager	3-7	2-3	2-2	0-2-2	4	10	0	0	0	0	24
Tim Bograkovs	0-0	0-0	0-0	0-1-1	1	0	0	0	0	0	1
Paul Davis	4-9	0-0	7-12	0-7-7	2	15	1	1	1	0	20
Adam Ballinger	1-3	0-1	0-0	1-1-2	1	2	1	1	0	0	7
Team				4-0-4							
<b>TOTALS</b>	<b>25-54</b>	<b>8-16</b>	<b>18-26</b>	<b>12-16-38</b>	<b>28</b>	<b>76</b>	<b>11</b>	<b>12</b>	<b>2</b>	<b>1</b>	<b>200</b>

TEXAS	FG-FGA	3FG	FT-FTA	O-D-R	PF	TP	A	TO	BS	S	MIN
Brandon Mouton, f	4-11	1-3	7-10	0-0-0	1	16	3	1	1	1	33
Brad Buckman, f	3-4	0-0	5-6	2-2-4	3	11	0	1	0	3	18
James Thomas, c	1-2	0-0	3-5	2-5-7	4	5	0	0	1	1	15
T.J. Ford, g	4-12	0-0	11-13	0-1-1	3	19	10	2	0	1	37
Royal Ivey, g	1-3	0-1	1-2	1-5-6	2	3	1	0	0	0	25
Sydmill Harris	4-6	2-4	2-2	0-0-0	2	12	1	0	0	0	18
Deginald Erskin	0-0	0-0	0-0	0-0-0	1	0	0	0	0	0	3
Jason Klotz	2-3	0-0	0-0	1-1-2	2	4	0	0	0	0	14
Terrell Ross	0-0	0-0	0-0	0-0-0	0	0	1	0	1	0	6
Brian Boddicker	6-10	3-6	0-0	1-5-6	4	15	0	0	1	0	31
Team				1-1-2							
<b>TOTALS</b>	<b>25-51</b>	<b>6-14</b>	<b>29-38</b>	<b>8-20-28</b>	<b>22</b>	<b>85</b>	<b>16</b>	<b>4</b>	<b>4</b>	<b>6</b>	<b>200</b>

Halftime: Texas 43-38

Officials: Gerald Boudreaux, Bruce Hicks, Michael Stuart

Attendance: 30,169

## 2004 BOX SCORES

Michigan State led Nevada by as many as 16 points in the first half and took a nine-point lead into halftime. In the second half, however, the Spartans shot just 32.1 percent from the floor, scoring just 23 second-half points. MSU still led by 10 points with fewer than 10 minutes remaining, but scored just seven points in the final 9:51 of the game as Nevada rallied for a 72-66 win.

# NCAA TOURNAMENT FINAL FOUR • APRIL 3 & 5, 2010

## #10 NEVADA 72 - #7 MICHIGAN ST. 66

March 18, 2004 - Seattle, Wash.

MICHIGAN STATE	FG-FGA	3FG	FT-FTA	O-D-R	PF	TP	A	TO	BS	S	MIN
Alan Anderson, f	2-5	1-2	5-6	2-2-4	3	10	3	3	0	3	27
Paul Davis, c	5-9	0-0	6-6	1-5-6	5	16	1	3	0	2	26
Shannon Brown, g	1-4	0-0	0-0	0-0-0	2	2	1	0	0	0	11
Chris Hill, g	3-9	1-5	0-0	0-3-3	2	7	4	0	0	1	34
Kelvin Torbert, g	3-6	2-4	2-2	1-1-2	4	10	3	3	0	1	31
Rashi Johnson	0-0	0-0	0-0	0-0-0	0	0	0	0	0	0	1
Maurice Ager	2-10	1-5	1-1	1-4-5	4	6	1	2	0	0	29
Matt Trannon	1-3	0-0	1-3	1-1-2	1	3	0	1	0	1	6
Tim Bograkovs	1-1	0-0	0-0	0-1-1	2	2	0	1	0	1	9
Drew Naymick	1-2	0-0	0-0	0-0-0	1	2	0	1	0	0	2
Jason Andreas	4-6	0-0	0-0	0-2-2	1	8	1	0	0	0	24
Team				0-1-1							
<b>TOTALS</b>	<b>23-55</b>	<b>5-16</b>	<b>15-18</b>	<b>6-20-26</b>	<b>25</b>	<b>66</b>	<b>14</b>	<b>14</b>	<b>0</b>	<b>9</b>	<b>200</b>

NEVADA	FG-FGA	3FG	FT-FTA	O-D-R	PF	TP	A	TO	BS	S	MIN
Kevinn Pinkney, f	3-5	1-2	6-7	0-2-2	3	13	0	3	0	0	33
Nick Fazekas, f	5-7	0-2	2-2	0-7-7	3	12	0	2	0	1	27
Kirk Snyder, g	6-17	3-9	4-6	0-1-1	0	19	3	5	0	3	37
Todd Okeson, g	2-7	2-7	8-8	0-0-0	3	14	1	1	0	1	36
Garry Hill-Thomas, g	3-4	0-0	3-4	1-5-6	2	9	4	2	0	1	32
Marcelus Kemp	1-6	1-2	0-0	1-2-3	1	3	2	1	0	0	16
Jermaine Washington	0-0	0-0	0-0	0-1-1	2	0	0	1	0	0	4
Sean Paul	0-0	0-0	2-2	0-2-2	2	2	0	3	2	0	15
Team				3-3-6							
<b>TOTALS</b>	<b>20-46</b>	<b>7-22</b>	<b>25-29</b>	<b>5-23-28</b>	<b>17</b>	<b>72</b>	<b>10</b>	<b>17</b>	<b>2</b>	<b>6</b>	<b>200</b>

Halftime: Michigan State 43-34

Officials: Curtis Shaw, Reginald Cofer, Kerry Sitton

Attendance: 15,827

## 2005 BOX SCORES

No. 5 seed Michigan State opened the 2005 NCAA Tournament against Old Dominion. The Monarchs held a 42-37 halftime lead, but the Spartans mounted a surge in the last nine minutes to claim victory. In the next round, the Spartans used their depth and athleticism to wear down Vermont, 72-61. In the Sweet Sixteen, MSU used a 16-3 second-half run to pull away from Duke in a 78-68 win. The Regional Final featured a rematch of the 1999 Elite Eight contest between MSU and Kentucky. The Spartans appeared on their way to St. Louis, until UK's Patrick Sparks hit a game-tying 3-pointer at the end of regulation. The first overtime could not produce a winner, sending the game into a second extra period, where MSU scored the first five points en route to a 94-88 win. Shannon Brown was named Most Outstanding Player of the Austin Regional after a 24-point performance, joining Maurice Ager and Paul Davis on the All-Regional team. Making their fourth trip to the Final Four in seven years, the Spartans held a 38-33 halftime lead over North Carolina. With the game tied at 49, the Tar Heels took control with a 12-0 run, ending MSU's season.

## #5 MICHIGAN ST. 89 - #12 OLD DOMINION 81

March 18, 2005 - Worcester, Mass.

MICHIGAN STATE	FG-FGA	3FG	FT-FTA	O-D-R	PF	TP	A	TO	BS	S	MIN
Alan Anderson, f	4-5	1-1	6-6	0-4-4	4	15	3	1	0	1	25
Paul Davis, c	5-8	0-0	4-4	2-4-6	4	14	0	3	0	1	30
Shannon Brown, g	3-7	1-4	6-7	0-3-3	0	13	0	1	1	0	24
Drew Neitzel, g	3-5	1-1	2-2	0-1-1	0	9	1	3	0	2	17
Maurice Ager, g	4-9	0-2	5-6	1-2-3	1	13	0	2	0	1	30
Chris Hill	2-7	0-5	2-7	1-2-3	2	6	6	2	0	2	23
Matt Trannon	1-1	0-0	2-2	0-0-0	2	4	0	0	0	0	13
Kelvin Torbert	6-8	0-1	1-2	0-4-4	3	13	0	0	0	1	26
Tim Bograkovs	0-0	0-0	0-0	0-0-0	1	0	1	0	0	1	3
Drew Naymick	1-1	0-0	0-0	1-3-4	5	2	0	1	0	0	9
Team				0-2-2							
<b>TOTALS</b>	<b>29-51</b>	<b>3-14</b>	<b>28-36</b>	<b>5-25-30</b>	<b>22</b>	<b>89</b>	<b>11</b>	<b>13</b>	<b>1</b>	<b>9</b>	<b>200</b>

OLD DOMINION	FG-FGA	3FG	FT-FTA	O-D-R	PF	TP	A	TO	BS	S	MIN
Valdas Vasylius, f	4-8	2-5	2-3	0-2-2	4	12	0	3	0	1	23
Alex Loughton, c	6-18	1-2	9-10	6-5-11	4	22	6	0	1	0	29
Isaiah Hunter, g	3-10	0-2	7-8	0-2-2	3	13	1	2	0	3	31
Drew Williamson, g	2-3	2-2	0-0	0-2-2	4	6	1	3	0	2	25
Kiah Thomas, g	3-7	2-5	0-0	0-4-4	2	8	2	2	0	0	33
John Morris	0-0	0-0	0-0	0-0-0	0	0	0	0	0	1	6
Brandon Johnson	3-5	0-0	1-1	1-3-4	4	7	2	0	0	1	17
Brian Henderson	0-0	0-0	0-0	1-0-1	2	0	0	1	0	0	8
Jason Thompson	0-0	0-0	0-0	0-0-0	0	0	0	0	0	0	2
Sam Harris	0-0	0-0	0-0	0-0-0	2	0	0	1	0	0	5
Arnaud Dahi	5-10	0-4	3-4	2-2-4	4	13	1	3	0	1	21
Team				0							
<b>TOTALS</b>	<b>26-61</b>	<b>7-20</b>	<b>22-26</b>	<b>10-20-30</b>	<b>29</b>	<b>81</b>	<b>13</b>	<b>15</b>	<b>1</b>	<b>9</b>	<b>200</b>

Halftime: Old Dominion 42-37

Officials: Curtis Shaw, Tracy Woodson, John Caldwell

Attendance: 13,009

## #5 MICHIGAN ST. 72 - #13 VERMONT 61

March 20, 2005 - Worcester, Mass.

MICHIGAN STATE	FG-FGA	3FG	FT-FTA	O-D-R	PF	TP	A	TO	BS	S	MIN
Alan Anderson, f	2-4	0-2	7-8	1-6-7	4	11	0	2	1	0	24
Paul Davis, c	5-12	0-0	1-2	6-8-14	1	11	1	2	1	1	30
Shannon Brown, g	3-6	0-2	0-0	0-4-4	2	6	1	3	0	3	30
Drew Neitzel, g	3-3	0-0	0-0	0-0-0	1	6	7	2	0	0	23
Maurice Ager, g	7-13	2-2	3-4	2-13	0	19	0	0	0	0	28
Chris Hill	1-5	0-4	0-0	0-4-4	1	2	2	0	0	0	15
Matt Trannon	0-1	0-0	0-0	1-0-1	4	0	0	0	0	0	11
Kelvin Torbert	5-11	0-2	4-6	1-1-2	0	14	1	0	1	0	21
Tim Bograkovs	0-0	0-0	0-0	0-0-0	0	0	0	0	0	0	3
Drew Naymick	1-1	0-0	1-2	0-2-2	3	3	0	0	0	0	12
Team				1-1-2							
<b>TOTALS</b>	<b>27-56</b>	<b>2-12</b>	<b>16-22</b>	<b>12-27-39</b>	<b>16</b>	<b>72</b>	<b>12</b>	<b>9</b>	<b>4</b>	<b>4</b>	<b>200</b>

VERMONT	FG-FGA	3FG	FT-FTA	O-D-R	PF	TP	A	TO	BS	S	MIN
Taylor Coppenrath, f	5-23	0-1	6-10	10-4-14	3	16	2	3	0	0	38
Germain Mopa Njila, f	0-6	0-0	0-0	1-7-8	4	0	2	0	0	1	37
Martin Klimes, c	5-7	0-0	2-2	5-3-8	5	12	0	4	0	0	30
T.J. Sorrentine, g	9-23	6-15	2-2	0-2-2	2	26	1	1	0	1	40
David Hehn, g	1-4	0-2	0-0	2-2-4	0	2	0	1	0	2	30
Kyle Cieplicki	0-1	0-0	0-0	0-0-0	1	0	0	0	0	0	4
Chad Powlowich	0-0	0-0	0-0	0-0-0	0	0	0	0	0	0	0
Alex Jensen	0-1	0-1	0-0	0-0-0	0	0	0	0	0	0	3
Ryan Schneider	1-2	0-1	0-0	1-0-1	1	2	0	0	0	0	6
Josh Duell	1-3	1-2	0-0	1-0-1	3	3	0	0	0	0	12
Team				3-0-3							
<b>TOTALS</b>	<b>22-70</b>	<b>10-14</b>	<b>23-18-41</b>	<b>19</b>	<b>61</b>	<b>5</b>	<b>9</b>	<b>0</b>	<b>4</b>	<b>4</b>	<b>200</b>

Halftime: Michigan State 35-28

Officials: Reginald Cofer, Verne Harris, Michael Scyphers

Attendance: 13,008

## #5 MICHIGAN STATE 78 - #1 DUKE 68

March 25, 2005 - Austin, Texas


MICHIGAN STATE	FG-FGA	3FG	FT-FTA	O-D-R	PF	TP	A	TO	BS	S	MIN
Alan Anderson, f	6-11	3-4	2-2	1-7-8	4	17	2	5	0	5	32
Paul Davis, c	6-14	0-0	8-10	17-15-2	3	20	2	1	0	0	33
Shannon Brown, g	3-9	1-2	4-4	1-1-2	0	11	1	2	0	2	26
Drew Neitzel, g	2-5	0-0	1-2	0-0-0	2	5	3	2	0	0	21
Maurice Ager, g	6-13	0-3	2-3	2-4-6	3	14	0	2	0	1	28
Chris Hill	0-6	0-3	2-2	0-0-0	2	2	3	0	0	2	18
Matt Trannon	1-2	0-0	0-0	2-1-3	2	2	0	0	0	2	11
Anthony Hamo	0-0	0-0	0-0	0-0-0	0	0	0	0	0	0	1
Kelvin Torbert	3-4	1-2	0-0	2-2-4	5	7	0	2	0	0	18
Tim Bograkovs	0-0	0-0	0-0	0-0-0	0	0	1	0	0	1	9
Drew Naymick	0-1	0-0	0-0	1-0-1	1	0	0	2	0	0	1
Andy Harvey	0-0	0-0	0-0	0-0-0	0	0	0	0	0	0	1
Delco Rowley	0-0	0-0	0-0	0-1-1	0	0	0	0	0	0	1
Team				0-1-1							
<b>TOTALS</b>	<b>27-65</b>	<b>5-14</b>	<b>19-23</b>	<b>16-22-38</b>	<b>22</b>	<b>78</b>	<b>12</b>	<b>16</b>	<b>0</b>	<b>13</b>	<b>200</b>

DUKE	FG-FGA	3FG	FT-FTA	O-D-R	PF	TP	A	TO	BS	S	MIN
Shelden Williams, f	5-10	0-0	9-10	1-7-8	5	19	1	4	2	3	32
Shavlik Randolph, f	0-0	0-0	0-2	0-2-2	3	0	0	2	0	1	18
J.J. Redick, g	4-14	3-9	2-2	1-2-3	0	13	2	2	0	0	39
Daniel Ewing, g	7-16	2-7	2-4	2-3-5	3	18	2	6	0	5	38
Sean Dockery, g	0-1	0-1	0-0	0-1-1	3	0	1	4	0	1	26
Lee Melchionni	3-6	2-5	2-2	1-4-5	2	10	1	1	0	0	22
David McClure	0-0	0-0	0-0	0-0-0	0	0	0	0	0	0	1
DeMarcus Nelson	3-4	0-1	2-4	3-0-3	2	8	0	3	0	0	18
Reggie Love	0-0	0-0	0-0	1-3-4	4	0	1	0	0	1	6
Team				0-2-2							
<b>TOTALS</b>	<b>22-51</b>	<b>7-23</b>	<b>17-24</b>	<b>9-24-33</b>	<b>22</b>	<b>68</b>	<b>8</b>	<b>22</b>	<b>2</b>	<b>11</b>	<b>200</b>

Halftime: Tied 32-32

Officials: Mike Kitts, David Libbey, Reggie Greenwood

Attendance: 16,239



ALAN ANDERSON HOLDS UP HIS PIECE OF THE NET AFTER MICHIGAN STATE DEFEATED KENTUCKY IN DOUBLE OVERTIME TO ADVANCE TO THE 2005 FINAL FOUR.



# NCAA TOURNAMENT FINAL FOUR • APRIL 3 & 5, 2010

## #5 MICHIGAN ST. 94 - #2 KENTUCKY 88 (20T)

March 27, 2005 - Austin, Texas

MICHIGAN STATE	FG-FGA	3FG	FT-FTA	O-D-R	PF	TP	A	TO	BS	S	MIN
Alan Anderson, f	3-7	1-1	6-6	3-6-9	2	13	1	2	0	0	38
Paul Davis, c	6-13	0-0	3-5	6-5-11	3	15	0	4	0	0	41
Shannon Brown, g	8-10	5-6	3-4	2-2-4	3	24	1	1	0	0	36
Drew Neitzel, g	1-4	1-1	0-0	0-0-0	2	3	3	1	0	0	14
Maurice Ager, g	6-13	2-4	7-8	3-5-8	1	21	1	0	1	1	39
Chris Hill	3-7	1-4	0-0	0-1-1	4	7	4	3	0	2	27
Matt Trannon	2-2	0-0	0-1	1-0-1	3	4	1	1	1	2	17
Anthony Hamo	0-0	0-0	0-0	0-0-0	0	0	0	0	0	0	1
Kelvin Torbert	1-8	0-3	5-6	0-2-2	2	7	3	1	1	1	25
Tim Bograkov	0-0	0-0	0-0	0-0-0	0	0	0	0	0	0	6
Drew Naymick	0-1	0-0	0-0	0-1-1	0	0	1	0	0	0	4
Andy Harvey	0-0	0-0	0-0	0-0-0	0	0	0	0	0	0	1
Delco Rowley	0-0	0-0	0-0	0-0-0	0	0	0	0	0	0	1
Team				2-1-3							
<b>TOTALS</b>	<b>30-64</b>	<b>10-19</b>	<b>24-30</b>	<b>17-23-40</b>	<b>20</b>	<b>94</b>	<b>15</b>	<b>13</b>	<b>3</b>	<b>6</b>	<b>250</b>

KENTUCKY	FG-FGA	3FG	FT-FTA	O-D-R	PF	TP	A	TO	BS	S	MIN
Kelenna Azubuike, f	2-6	2-3	3-4	2-2-4	5	9	3	1	0	0	35
Chuck Hayes, f	8-11	0-0	0-0	2-3-5	4	16	3	1	0	1	35
Randolph Morris, c	6-12	0-0	8-10	3-0-3	3	20	0	2	2	0	35
Rajon Rondo, g	3-8	0-0	1-3	2-3-5	3	7	3	3	0	3	27
Patrick Sparks, g	5-12	5-9	0-1	1-2-3	2	15	1	2	0	1	30
Brandon Stockton	0-0	0-0	0-0	0-0-0	0	0	0	0	0	0	1
Ravi Moss	2-4	2-3	0-0	0-6-6	3	6	0	0	0	1	21
Ramel Bradley	1-5	0-2	4-4	1-2-3	2	6	3	2	0	0	18
Lukasz Obrzut	0-0	0-0	0-0	0-0-0	0	0	0	0	0	0	4
Preston LeMaster	0-0	0-0	0-0	0-0-0	0	0	0	0	0	0	1
Bobby Perry	0-1	0-0	0-0	1-1-2	1	0	0	0	1	0	17
Shagari Alleyne	0-0	0-0	0-0	0-0-0	0	0	0	0	0	0	1
Sheray Thomas	2-2	0-0	0-0	0-1-1	1	4	1	0	0	0	8
Joe Crawford	2-8	0-2	1-1	3-1-4	1	5	0	0	0	1	17
Team				1-0-1							
<b>TOTALS</b>	<b>31-69</b>	<b>9-19</b>	<b>17-23</b>	<b>16-21-37</b>	<b>25</b>	<b>88</b>	<b>14</b>	<b>11</b>	<b>3</b>	<b>7</b>	<b>250</b>

Halftime: UK 37-33 End of Regulation: Tied 75-75 End of 1st OT: Tied 81-81  
Officials: Jim Burr, Mark Whitehead, John Higgins Attendance: 16,239.

## #1 NORTH CAROLINA 87 - #5 MICHIGAN ST. 71

April 2, 2005 - St. Louis, Mo.

MICHIGAN STATE	FG-FGA	3FG	FT-FTA	O-D-R	PF	TP	A	TO	BS	S	MIN
Alan Anderson, f	0-4	0-0	0-0	1-3-4	3	0	0	1	0	1	20
Paul Davis, c	6-16	0-1	2-4	5-10-15	3	14	1	3	1	3	33
Shannon Brown, g	6-14	3-6	0-0	0-1-1	2	15	1	4	0	1	29
Drew Neitzel, g	1-3	0-1	0-1	0-3-3	2	3	1	0	0	0	15
Maurice Ager, g	6-18	2-6	10-10	1-2-3	1	24	1	1	1	0	28
Chris Hill	1-6	1-5	0-0	0-1-1	2	3	2	1	0	2	18
Matt Trannon	1-1	0-0	2-2	1-2-3	3	4	0	0	1	1	15
Anthony Hamo	0-0	0-0	0-0	1-0-1	0	0	0	0	0	0	1
Kelvin Torbert	4-11	1-4	0-0	2-3-5	1	9	6	0	1	2	26
Tim Bograkov	0-0	0-0	0-1	1-0-1	1	0	0	0	0	0	6
Drew Naymick	0-1	0-0	0-0	2-2-4	1	0	1	0	0	0	7
Andy Harvey	0-0	0-0	0-0	0-0-0	0	0	0	0	0	0	1
Delco Rowley	0-0	0-0	0-0	0-0-0	0	0	0	0	0	0	1
Team				1-0-1							
<b>TOTALS</b>	<b>25-74</b>	<b>7-23</b>	<b>14-18</b>	<b>15-27-42</b>	<b>19</b>	<b>71</b>	<b>15</b>	<b>12</b>	<b>4</b>	<b>10</b>	<b>200</b>

NORTH CAROLINA	FG-FGA	3FG	FT-FTA	O-D-R	PF	TP	A	TO	BS	S	MIN
Jawad Williams, f	9-13	2-5	0-0	1-7-8	1	20	0	0	1	0	23
Rashad McCants, f	7-11	2-3	1-2	2-4-6	1	17	4	3	1	1	28
Sean May, c	9-18	0-0	4-6	2-5-7	2	22	3	3	1	1	31
Raymond Felton, g	6-12	2-6	2-2	1-7-8	2	16	7	5	0	1	35
Jackie Manuel, g	0-1	0-0	0-0	2-1-3	5	0	0	0	0	0	11
Jesse Holley	0-1	0-1	0-0	0-1-1	0	0	0	0	0	0	1
Melvin Scott	0-2	0-2	4-4	0-2-2	1	4	0	0	0	0	16
Reyshawn Terry	1-2	0-1	0-0	0-0-0	0	2	0	0	0	0	3
Quentin Thomas	0-0	0-0	0-0	0-1-1	0	0	1	0	0	0	5
Charlie Everett	0-0	0-0	0-0	0-0-0	0	0	0	0	0	0	1
Wes Miller	0-0	0-0	0-0	0-0-0	0	0	0	0	0	0	1
Marvin Williams	1-6	0-1	0-0	1-7-8	3	2	1	1	1	0	23
David Noel	2-5	0-1	0-3	3-1-4	2	4	2	1	2	1	21
C.J. Hooker	0-0	0-0	0-0	0-0-0	0	0	0	0	0	0	1
Team				1-2-3							
<b>TOTALS</b>	<b>35-71</b>	<b>6-20</b>	<b>11-17</b>	<b>13-38-51</b>	<b>17</b>	<b>87</b>	<b>18</b>	<b>13</b>	<b>6</b>	<b>5</b>	<b>200</b>

Halftime: Michigan State 38-33  
Officials: Bob Donato, Reggie Greenwood, Randy McCall Attendance: 47,754

## 2006 BOX SCORES

Appearing in its ninth straight NCAA Tournament, Michigan State held a 28-24 lead with 7:33 left in the first half, but George Mason closed the period with a 9-2 run. With the score tied at 37 with 14:33 left, the Patriots went on an 8-0 run. MSU rallied to take a 52-51 lead, only to watch GMU answer with a 10-0 run and never look back. Maurice Ager's 27 points were the most by a Spartan in the NCAA Tournament since Mateen Cleaves scored 27 against Princeton in 1998.

## #11 GEORGE MASON 75 - #6 MICHIGAN ST. 65

March 17, 2006 - Dayton, Ohio

MICHIGAN STATE	FG-FGA	3FG	FT-FTA	O-D-R	PF	TP	A	TO	BS	S	MIN
Goran Sutton, f	0-3	0-0	0-0	0-2-2	1	0	0	1	2	0	12
Paul Davis, c	5-9	0-1	0-1	1-4-5	4	10	1	2	0	0	31
Shannon Brown, g	2-11	1-3	0-0	1-2-3	5	5	4	0	0	0	34
Drew Neitzel, g	5-12	4-8	0-0	1-1-2	3	14	8	0	0	1	37
Maurice Ager, g	10-18	4-11	3-4	0-3-3	3	27	3	4	0	0	34
Travis Walton	1-2	0-1	0-0	0-1-1	1	2	1	1	0	0	13
Jason Aerts	0-0	0-0	0-0	0-0-0	0	0	0	0	0	0	1
Matt Trannon	2-3	0-0	0-0	2-3-5	4	4	0	2	0	1	25
Anthony Hamo	0-0	0-0	0-0	0-0-0	0	0	0	0	0	0	1
Maurice Joseph	1-2	1-2	0-0	1-0-1	2	3	0	0	0	0	2
Delco Rowley	0-0	0-0	0-0	0-1-1	0	0	0	0	0	0	10
Team				0-1-1							
<b>TOTALS</b>	<b>26-60</b>	<b>10-26</b>	<b>3-5</b>	<b>6-18-24</b>	<b>23</b>	<b>65</b>	<b>17</b>	<b>10</b>	<b>2</b>	<b>2</b>	<b>200</b>

GEORGE MASON	FG-FGA	3FG	FT-FTA	O-D-R	PF	TP	A	TO	BS	S	MIN
Will Thomas, f	8-12	0-0	2-5	4-10-14	1	18	1	2	2	0	38
Jai Lewis, f	6-15	0-3	1-4	4-4-8	2	13	0	4	1	2	34
Gabe Norwood, g	2-3	0-0	3-6	1-3-4	1	7	1	0	0	2	34
Lamar Butler, g	4-7	3-4	2-4	0-3-3	2	13	2	3	0	1	28
Folarin Campbell, g	8-8	2-2	3-5	0-7-7	2	21	3	4	1	0	38
Jordan Carter	0-0	0-0	0-0	0-0-0	2	0	0	0	0	0	11
Makan Konate	0-0	0-0	0-0	0-0-0	0	0	0	0	0	0	1
Tim Burns	0-2	0-2	0-0	0-0-0	0	0	0	0	0	0	8
Charles Makings	0-0	0-0	0-0	0-0-0	0	0	0	0	0	0	1
Chris Fleming	0-0	0-0	0-0	0-0-0	0	0	0	1	0	0	1
Sammy Hernandez	1-2	0-1	1-2	0-2-2	0	3	0	0	1	0	6
Team				1-1-2							
<b>TOTALS</b>	<b>29-49</b>	<b>5-12</b>	<b>12-26</b>	<b>10-30-40</b>	<b>10</b>	<b>75</b>	<b>7</b>	<b>14</b>	<b>6</b>	<b>4</b>	<b>200</b>

Halftime: George Mason 33-30  
Officials: Reggie Greenwood, Ken Ditty, Patrick Evans Attendance: 12,495

## 2007 BOX SCORES

Michigan State made its 10th-straight trip to the NCAA Tournament in 2007. The Spartans opened against former Tom Izzo assistant Tom Crean and Marquette. MSU's defense held the Golden Eagles scoreless for the first 9:40 and did not allow a two-point field goal in the first half. In the Second Round, MSU led No. 1 North Carolina, 57-54, with 8:48 left in the game, but UNC went on a 14-4 run. Drew Neitzel scored 26 points to lead the Spartans, but Tyler Hansbrough led all scorers with 33, the most by a Spartan opponent in an NCAA Tournament game since 1990.

## #9 MICHIGAN STATE 61 - #8 MARQUETTE 49

March 15, 2007 - Winston-Salem, N.C.

MICHIGAN STATE	FG-FGA	3FG	FT-FTA	O-D-R	PF	TP	A	TO	BS	S	MIN
Raymar Morgan, f	4-7	0-0	6-6	2-7-9	3	14	0	4	1	0	35
Marquise Gray, f	4-5	0-0	4-4	1-4-5	4	12	2	2	1	0	20
Drew Naymick, c	2-3	0-0	0-0	0-1-1	5	4	0	1	1	0	11
Travis Walton, g	2-2	0-0	1-2	0-2-2	1	5	5	3	0	4	35
Drew Neitzel, g	4-11	2-6	2-3	0-5-5	0	12	5	2	0	1	39
Idong Ibok	0-0	0-0	0-0	0-0-0	2	0	0	1	0	0	5
Goran Sutton	3-5	0-0	0-0	1-2-3	4	6	3	1	0	0	29
Isaiah Dahlman	0-0	0-0	0-0	0-0-0	0	0	0	0	0	0	1
Maurice Joseph	2-6	2-4	0-0	0-1-1	0	6	1	1	0	1	17
Jacob Hannon	1-2	0-0	0-0	0-0-0	1	2	1	0	0	0	8
Team				0-2-2							
<b>TOTALS</b>	<b>22-41</b>	<b>4-10</b>	<b>13-15</b>	<b>4-24-28</b>	<b>18</b>	<b>61</b>	<b>17</b>	<b>15</b>	<b>3</b>	<b>6</b>	<b>200</b>

MARQUETTE	FG	3FG	FT	O-D-R	PF	PTS	A	TO	B	S	MIN
Dan Fitzgerald, f	2-7	2-6	0-0	1-3-4	5	6	0	0	0	0	25
Lazar Haywood, f	2-5	0-1	0-0	0-4-4	3	4	0	2	0	0	25
Ousmane Barro, f	0-0	0-0	1-2	2-0-2	4	1	0	2	0	0	17
Dominic James, g	6-16	4-10	2-2	1-1-2	0	18	2	3	0	2	36
Wesley Matthews, g	2-9	1-4	5-6	5-1-6	4	10	1	6	1	1	31
David Cubillan	3-8	3-8	0-0	0-2-2	2	9	3	1	0	1	27
Dwight Burke	0-1	0-0	0-2	0-0-0	0	0	0	0	0	0	4
Mike Kinsella	0-1	0-0	0-0	1-2-3	0	0	0	1	1	0	12
Jamil Lott	0-0	0-0	1-3	2-2-4	1	1	1	0	2	2	23
Team				0-2-2							

# NCAA TOURNAMENT FINAL FOUR • APRIL 3 & 5, 2010

## #1 NORTH CAROLINA 67 - #9 MICHIGAN ST. 56

March 17, 2007 - Winston-Salem, N.C.

MICHIGAN STATE	FG-FGA	3FG	FT-FTA	O-D-R	PF	TP	A	TO	BS	S	MIN
Raymar Morgan, f	4-12	1-1	10-11	3-2-5	3	19	0	4	0	1	35
Marquise Gray, f	4-6	0-0	3-3	3-4-7	5	11	1	0	0	0	19
Drew Naymick, c	0-1	0-0	0-0	2-0-2	3	0	0	0	0	0	27
Travis Walton, g	0-2	0-0	0-1	0-2-2	5	0	5	1	0	1	32
Drew Neitzel, g	9-27	6-17	2-2	0-1-1	3	26	5	4	0	2	38
Brandon Darnton	0-0	0-0	0-0	0-0-0	0	0	0	0	0	0	0
Bryan Tibaldi	0-0	0-0	0-0	0-0-0	0	0	0	0	0	0	0
Deon Curry	0-0	0-0	0-0	0-0-0	0	0	0	0	0	0	0
Goran Sutton	3-7	0-0	0-0	3-5-8	4	6	4	1	0	1	23
DeMarcus Ducre	0-1	0-1	0-0	0-0-0	0	0	0	0	0	0	0
Isaiah Dahlman	0-0	0-0	0-0	0-0-0	0	0	0	0	0	0	1
Maurice Joseph	1-2	1-1	0-0	0-1-1	1	3	0	0	0	0	16
Jacob Hannon	1-1	0-0	0-0	0-1-1	3	2	0	0	0	0	9
Team				0-2-2							
<b>Totals</b>	<b>22-59</b>	<b>8-20</b>	<b>15-17</b>	<b>11-18-29</b>	<b>27</b>	<b>67</b>	<b>15</b>	<b>10</b>	<b>0</b>	<b>5</b>	<b>200</b>

NORTH CAROLINA	FG	3FG	FT	O-D-R	PF	PTS	A	TO	B	S	MIN
Reyshawn Terry, f	4-10	2-7	4-6	0-2-2	3	14	1	1	1	0	27
Brandon Wright, f	1-5	0-0	1-2	3-4-7	4	3	1	3	1	1	23
Tyler Hansbrough, f	10-17	0-0	13-17	2-7-9	2	33	1	1	1	1	38
Wayne Ellington, g	1-4	1-3	2-3	0-3-3	0	5	1	1	0	1	22
Ty Lawson, g	6-10	3-5	5-6	2-3-5	2	20	8	1	0	1	36
Marcus Ginyard	1-1	0-0	0-0	2-1-3	4	2	0	1	0	2	17
Bobby Frasier	0-0	0-0	0-0	0-0-0	0	0	0	0	0	0	2
Quentin Thomas	0-0	0-0	0-0	0-1-1	0	0	0	0	0	0	2
Danny Green	0-1	0-1	0-0	1-2-3	0	0	0	1	0	0	8
Dewey Burke	0-0	0-0	0-0	0-0-0	0	0	0	0	0	0	0
Deon Thompson	2-4	0-0	0-0	3-0-3	2	4	0	0	0	0	13
Wes Miller	0-0	0-0	0-0	0-0-0	0	0	0	0	0	0	7
Surry Wood	0-0	0-0	0-0	0-0-0	0	0	0	0	0	0	0
Alex Stephenson	0-0	0-0	0-0	0-1-1	0	0	0	1	0	0	5
Mike Copeland	0-0	0-0	0-0	0-0-0	0	0	0	0	0	0	0
Team				1-2-3							
<b>Totals</b>	<b>25-52</b>	<b>6-16</b>	<b>25-34</b>	<b>14-26-40</b>	<b>17</b>	<b>81</b>	<b>12</b>	<b>10</b>	<b>3</b>	<b>6</b>	<b>200</b>

Halftime: UNC 41-33

Officials: Randy McCall, Patrick Driscoll, L. Douglas Simmons

Attendance: 14,148

## 2008 BOX SCORES

Michigan State advanced to its seventh Sweet 16 in 11 years thanks to a stellar defensive effort. In games against Temple and Pittsburgh, the Spartans allowed opponents to shoot just 35.2 percent from the field. Raymar Morgan led MSU with 15 points vs. the Owls, while Drew Neitzel poured in 21 against the Panthers. In the Sweet 16, the Spartans were overwhelmed by Memphis, falling behind, 50-20, at halftime.

## #5 MICHIGAN STATE 72 - #12 TEMPLE 61

March 20, 2008 - Denver, Colo.

MICHIGAN STATE	FG-FGA	3FG	FT-FTA	O-D-R	PF	TP	A	TO	BS	S	MIN
Raymar Morgan, f	7-9	1-1	0-0	1-3-4	2	15	3	4	0	3	29
Kalin Lucas, g	2-7	0-1	4-4	1-1-2	3	8	7	2	0	1	27
Drew Neitzel, g	2-11	1-8	0-0	0-3-3	4	5	3	1	0	0	28
Goran Sutton, f	3-5	0-0	0-0	3-6-9	3	6	1	1	0	0	27
Drew Naymick, c	4-6	0-0	2-4	4-4-8	3	10	1	0	1	0	23
Idong Ibok	1-1	0-0	0-0	0-0-0	0	2	0	1	0	0	7
Chris Allen	4-10	2-5	2-2	0-2-2	1	12	0	1	0	0	22
Travis Walton	1-3	0-0	4-4	0-2-2	3	6	3	2	0	0	26
Durrell Summers	2-2	0-0	4-4	0-2-2	1	8	1	1	0	0	10
Marquise Gray	0-0	0-0	0-0	0-1-1	1	0	0	0	0	0	1
Team				1-3-4							
<b>Totals</b>	<b>26-54</b>	<b>4-15</b>	<b>16-18</b>	<b>10-27-37</b>	<b>18</b>	<b>72</b>	<b>19</b>	<b>12</b>	<b>2</b>	<b>4</b>	<b>200</b>

TEMPLE	FG	3FG	FT	O-D-R	PF	PTS	A	TO	B	S	MIN
Mark Tyndale, g	6-14	1-4	3-6	2-5-7	3	16	4	3	0	2	37
Lavoy Allen, f	5-8	2-2	1-1	4-7-11	1	13	2	4	0	0	34
Sergio Olmos, c	1-7	0-0	4-4	0-1-1	0	6	0	1	0	0	24
Luis Guzman, g	1-3	0-1	1-2	1-1-2	0	3	0	0	0	0	12
Dionte Christmas, g	1-12	0-8	1-2	1-2-3	4	3	3	2	0	2	36
Chris Clark	0-2	0-2	2-2	0-0-0	0	2	1	0	0	0	13
Ryan Brooks	5-8	3-6	1-2	1-1-2	1	14	2	1	1	0	30
Semaj Inge	2-2	0-0	0-0	0-1-1	3	4	1	0	1	3	14
Team				2-0-2							
<b>Totals</b>	<b>21-56</b>	<b>6-23</b>	<b>13-19</b>	<b>11-18-29</b>	<b>12</b>	<b>61</b>	<b>13</b>	<b>11</b>	<b>2</b>	<b>7</b>	<b>200</b>

Halftime: MSU 35-26

Officials: Mark Whitehead, Ken Ditty, Michael Eades

Attendance: 19,010

## #5 MICHIGAN STATE 65 - #4 PITTSBURGH 54

March 22, 2008 - Denver, Colo.

MICHIGAN STATE	FG-FGA	3FG	FT-FTA	O-D-R	PF	TP	A	TO	BS	S	MIN
Raymar Morgan, f	2-4	0-0	0-0	0-3-3	4	4	0	2	1	0	20
Kalin Lucas, g	8-14	0-0	3-3	0-2-2	3	19	1	2	0	0	27
Drew Neitzel, g	8-14	5-8	4-4	0-4-4	0	21	4	3	0	0	36
Goran Sutton, f	7-11	0-0	0-0	4-5-9	3	14	2	1	1	1	34
Drew Naymick, c	1-3	0-0	0-0	0-7-7	3	2	1	1	1	0	21
Idong Ibok	0-1	0-0	0-0	3-0-3	0	0	0	1	0	0	13
Chris Allen	1-3	1-1	0-0	0-1-1	0	3	0	1	0	0	14
Travis Walton	0-2	0-0	2-2	0-4-4	3	2	3	3	0	0	23
Durrell Summers	0-1	0-1	0-0	0-0-0	1	0	0	1	0	0	7
Marquise Gray	0-0	0-0	0-0	0-1-1	0	0	1	0	0	0	5
Team				3-1-4							
<b>Totals</b>	<b>25-52</b>	<b>6-10</b>	<b>9-9</b>	<b>10-27-37</b>	<b>17</b>	<b>65</b>	<b>12</b>	<b>15</b>	<b>3</b>	<b>1</b>	<b>200</b>

Pittsburgh	FG	3FG	FT	O-D-R	PF	PTS	A	TO	B	S	MIN
Keith Benjamin, f	1-3	0-1	0-0	1-2-3	1	2	0	0	1	0	30
Sam Young, f	4-12	1-5	6-7	0-1-1	2	15	0	2	4	1	35
DeJuan Blair, c	4-11	0-0	2-2	3-4-7	3	10	0	1	4	2	33
Levan Fields, g	6-12	1-5	6-6	1-4-5	2	19	2	4	0	1	36
Ronald Ramon, g	1-9	0-4	0-0	1-2-3	3	2	2	1	0	2	34
Tyrell Biggs	1-3	0-1	0-0	1-0-1	2	2	0	1	0	0	11
Gilbert Brown	0-2	0-1	4-4	0-0-0	3	4	0	0	0	2	21
Team				2-4-6							
<b>Totals</b>	<b>17-52</b>	<b>2-17</b>	<b>18-19</b>	<b>9-17-26</b>	<b>16</b>	<b>54</b>	<b>4</b>	<b>9</b>	<b>9</b>	<b>8</b>	<b>200</b>

Halftime: MSU 30-28

Officials: Dick Cartmell, Scott Thornley, Michael Eades

Attendance: 19,299

## #1 MEMPHIS 92 - #5 MICHIGAN STATE 74

March 28, 2008 - Houston, Texas

MICHIGAN STATE	FG-FGA	3FG	FT-FTA	O-D-R	PF	TP	A	TO	BS	S	MIN
Raymar Morgan, f	2-6	0-0	3-6	4-3-7	3	7	2	0	1	1	31
Goran Sutton, f	11-14	1-1	0-0	1-8-9	3	23	0	3	1	0	29
Drew Naymick, c	2-5	0-1	0-0	0-1-1	1	4	1	0	1	0	23
Kalin Lucas, g	3-7	0-1	5-6	1-0-1	5	11	4	2	0	1	23
Drew Neitzel, g	2-8	2-7	0-0	1-0-1	3	6	7	2	0	0	29
Idong Ibok	0-0	0-0	0-0	1-1-2	3	0	0	1	0	0	6
Chris Allen	8-15	2-8	2-3	1-3-4	5	20	0	2	0	0	22
Travis Walton	0-1	0-0	0-0	0-0-0	4	0	3	2	0	0	20
Durrell Summers	1-3	0-0	1-2	0-0-0	1	3	1	0	0	0	14
Isaiah Dahlman	0-0	0-0	0-0	0-0-0	0	0	0	0	0	0	2
Marquise Gray	0-0	0-0	0-0	0-0-0	0	0	0	0	0	0	1
Team				2-1-3							
<b>Totals</b>	<b>29-59</b>	<b>5-18</b>	<b>11-17</b>	<b>11-17-28</b>	<b>28</b>	<b>74</b>	<b>18</b>	<b>12</b>	<b>3</b>	<b>2</b>	<b>200</b>

Memphis	FG	3FG	FT	O-D-R	PF	PTS	A	TO	B	S	MIN
Robert Dozier, f	3-7	0-0	3-6	4-6-10	4	9	0	0	2	0	21
Joey Dorsey, f	3-4	0-0	0-2	3-1-4	2	6	1	1	2	3	29
Antonio Anderson, g	3-10	1-4	3-3	1-4-5	2	10	4	0	1	2	37
Chris Douglas-Roberts, g	7-12	0-2	11-12	2-3-5	2	25	2	3	1	2	31
Derrick Rose, g	10-16	1-3	6-7	3-1-4	1	27	5	1	0	0	26
Shawn Taggart	2-6	0-1	1-2	2-2-4	3	5	0	1	1	1	22
Willie Kemp	2-2	2-2	2-2	0-0-0	0	8	1	0	0	0	16
Pierre Niles	1-1	0-0	0-0	0-0-0	0	2	0	0	0	0	2
Andre Allen	0-1	0-1	0-1	0-0-0	2	0	0	1	0	1	14
Doneal Mack	0-0	0-0	0-0	0-0-0	0	0	0	1	0	0	2
Team				2-5-7							
<b>Totals</b>	<b>31-59</b>	<b>4-13</b>	<b>26-35</b>	<b>17-22-39</b>	<b>16</b>	<b>92</b>	<b>19</b>	<b>9</b>	<b>7</b>	<b>9</b>	<b>200</b>

Halftime: MEM 50-20

Officials: Karl Hess, Bert Smith, Tom O'Neill

Attendance: 32,931



KALIN LUCAS SCORED 19 POINTS AGAINST PITTSBURGH IN THE 2008 SECOND ROUND.



## 2009 BOX SCORES

Entering the tournament with its highest seed since 2001, No. 2 Michigan State defeated Robert Morris and USC in Minneapolis to advance to the Midwest Regional. Against the Colonials, the Spartans used a 21-0 run over the final 4:18 of the first half and the first 4:24 of the second half to cruise to a 77-62 victory. In the second round, MSU held USC without a point over the game's final 3:52 to win a back and forth contest. In the Sweet 16, the Spartans rallied from a 13-point deficit to claim victory, as Lucas scored seven straight points in the final minute. In the Elite Eight, MSU defeated overall No. 1 seed Louisville, 64-52, as the Spartans used a 14-3 run midway through the second half to advance to their fifth Final Four in 11 seasons. Goran Suton was named Midwest Regional Most Outstanding Player. Having finally reached Detroit, the Spartans were pitted against another No. 1 seed from the BIG EAST conference, Connecticut. Michigan State took a two-point lead into the half and slowly pulled away in the second half, extending the lead up to 11 in the final four minutes and held on for an 82-73 victory. MSU would fall 89-72 in the National Championship game, but it was a run for the ages. Suton and Lucas each earned a spot on the All-Tournament Team.

## #2 MICHIGAN STATE 77 - #15 ROBERT MORRIS 62

March 20, 2009 - Minneapolis, Minn.

MICHIGAN STATE	FG-FGA	3FG	FT-FTA	O-D-R	PF	TP	A	TO	B	S	MIN
Raymar Morgan, f	7-14	1-2	1-4	3-2-5	3	16	1	1	0	1	20
Delvon Roe, f	2-4	0-0	0-0	3-2-5	1	4	1	0	1	0	16
Goran Suton, c	3-4	0-0	5-5	4-13-17	2	11	2	0	2	2	24
Kalin Lucas, g	4-9	1-1	4-4	0-0-0	0	13	3	2	0	1	25
Travis Walton, g	0-3	0-0	0-0	0-1-1	4	0	1	1	0	0	21
Idong Ibok	0-1	0-0	0-0	0-0-0	0	0	0	0	0	0	4
Chris Allen	3-8	2-4	2-2	0-2-2	0	10	0	1	0	0	20
Austin Thornton	0-0	0-0	0-0	0-0-0	0	0	0	0	0	0	3
Durrell Summers	1-4	0-2	1-2	0-3-3	0	3	1	1	0	1	17
Mike Kebler	0-0	0-0	0-0	0-0-0	0	0	0	0	0	0	1
Isaiah Dahlman	1-1	0-0	0-1	0-1-1	2	0	0	0	0	0	4
Draymond Green	7-8	0-0	2-3	2-1-3	3	16	1	0	1	1	17
Korie Lucious	0-5	0-4	0-0	1-2-3	0	0	4	2	0	0	16
Tom Herzog	0-0	0-0	0-0	0-0-0	0	0	0	0	0	0	1
Marquise Gray	0-0	0-0	2-2	0-3-3	2	2	1	1	0	0	11
Team				4-2-6							
<b>Totals</b>	<b>28-61</b>	<b>4-13</b>	<b>17-23</b>	<b>17-32-49</b>	<b>15</b>	<b>77</b>	<b>15</b>	<b>10</b>	<b>4</b>	<b>6</b>	<b>200</b>

Robert Morris	FG	3FG	FT	O-D-R	PF	PTS	A	TO	B	S	MIN
Rob Robinson, f	3-11	0-0	1-3	2-3-5	2	7	4	0	2	1	28
Dallas Green, f	2-3	0-0	0-0	0-0-0	2	4	0	0	2	0	15
Bateko Francisco, g	2-8	1-2	0-0	1-3-4	4	5	3	0	0	1	26
Jimmy Langhurst, g	3-9	3-8	0-0	1-2-3	2	9	3	2	0	0	32
Jeremy Chappell, g	5-14	0-5	1-2	1-5-6	1	11	3	2	3	2	24
Mezie Nwigwe	2-4	1-2	3-5	0-3-3	2	8	2	0	2	0	22
Ifeanyi Ehirim	2-2	0-0	1-1	1-1-2	0	5	1	0	0	1	12
Gary Wallace	3-4	0-0	1-2	0-1-1	3	7	0	0	0	0	15
Khalif Foster	1-1	0-0	0-0	0-1-1	0	2	0	0	0	1	3
Josiah Whitehead	2-5	0-0	0-0	0-0-0	1	4	0	0	0	0	13
Team				2-1-3							
<b>Totals</b>	<b>25-61</b>	<b>5-17</b>	<b>7-13</b>	<b>8-20-28</b>	<b>17</b>	<b>62</b>	<b>16</b>	<b>6</b>	<b>7</b>	<b>8</b>	<b>200</b>

Halftime: MSU 41-30

Officials: Robert Maxwell, Verne Harris, Brent Meaux

Attendance: 12,814



IN ADDITION TO HIS DEFENSE, TRAVIS WALTON SCORED A CAREER-HIGH 18 VS. USC.

## #2 MICHIGAN STATE 74 - #10 USC 69

March 22, 2009 - Minneapolis, Minn.

MICHIGAN STATE	FG-FGA	3FG	FT-FTA	O-D-R	PF	TP	A	TO	B	S	MIN
Raymar Morgan, f	0-4	0-0	3-4	1-1-2	4	3	1	2	0	0	17
Delvon Roe, f	3-5	0-0	4-7	0-2-2	1	10	1	1	0	0	17
Goran Suton, c	1-10	1-2	4-4	4-6-10	4	7	3	3	1	1	27
Kalin Lucas, g	3-6	0-1	4-4	0-1-1	1	10	7	1	0	1	35
Travis Walton, g	8-13	0-0	2-2	0-0-0	2	18	2	2	0	2	26
Idong Ibok	0-0	0-0	0-0	0-0-0	1	0	0	0	0	0	1
Chris Allen	2-5	2-5	2-2	0-1-1	3	8	3	0	0	0	24
Durrell Summers	4-5	3-4	0-0	4-4-8	1	11	2	2	0	1	26
Draymond Green	1-2	0-0	5-8	1-8-9	0	7	1	4	0	0	22
Korie Lucious	0-1	0-1	0-0	0-0-0	0	0	0	0	0	0	3
Marquise Gray	0-0	0-0	0-0	0-0-0	1	0	0	0	0	0	2
Team				2-1-3							
<b>Totals</b>	<b>22-51</b>	<b>6-13</b>	<b>24-31</b>	<b>12-24-36</b>	<b>18</b>	<b>74</b>	<b>20</b>	<b>16</b>	<b>1</b>	<b>5</b>	<b>200</b>

USC	FG	3FG	FT	O-D-R	PF	PTS	A	TO	B	S	MIN
Leonard Washington	4-8	0-0	2-2	4-3-7	4	10	0	1	0	2	24
DeMar DeRozan	6-13	0-3	6-7	0-5-5	2	18	2	2	0	0	37
Daniel Hackett	5-11	1-3	2-3	1-2-3	2	13	5	3	0	3	40
Dwight Lewis	6-17	0-3	7-8	2-3-5	2	19	0	2	0	2	40
Taj Gibson	0-2	0-0	3-4	0-0-0	5	3	1	3	5	1	23
Marcus Johnson	0-2	0-0	0-0	0-0-0	1	0	0	0	0	1	3
Nikola Vucevic	2-3	0-1	2-2	3-1-4	4	6	0	0	0	0	22
Marcus Simmons	0-1	0-0	0-0	0-0-0	1	0	2	0	0	0	8
Keith Wilkinson	0-0	0-0	0-0	0-0-0	0	0	0	0	0	1	3
Team				2-4-6							
<b>Totals</b>	<b>23-57</b>	<b>1-10</b>	<b>22-26</b>	<b>12-18-30</b>	<b>21</b>	<b>69</b>	<b>10</b>	<b>11</b>	<b>5</b>	<b>10</b>	<b>200</b>

Halftime: MSU 40-37

Officials: Gary Maxwell, Verne Harris, Rick Hartzell

Attendance: 14,279

## #2 MICHIGAN STATE 67 - #3 KANSAS 62

March 27, 2009 - Indianapolis, Ind.

MICHIGAN STATE	FG-FGA	3FG	FT-FTA	O-D-R	PF	TP	A	TO	B	S	MIN
Raymar Morgan, f	1-6	0-1	2-2	1-0-1	2	4	0	2	0	0	13
Delvon Roe, f	0-0	0-0	0-0	0-1-1	0	0	2	0	0	0	10
Goran Suton, c	8-16	1-3	3-3	2-7-9	3	20	0	3	1	5	33
Kalin Lucas, g	5-15	1-4	7-7	1-1-2	0	18	7	2	0	4	35
Travis Walton, g	1-5	0-0	0-0	1-4-5	3	2	5	1	0	1	29
Idong Ibok	0-0	0-0	0-0	0-0-0	2	0	0	1	1	0	7
Chris Allen	2-7	1-4	2-2	2-1-3	1	7	3	0	0	0	20
Durrell Summers	3-4	2-3	1-2	3-2-5	3	9	0	0	0	1	26
Draymond Green	3-6	0-0	1-1	1-0-1	1	7	0	1	0	2	21
Korie Lucious	0-0	0-0	0-0	0-0-0	1	0	0	2	0	0	4
Marquise Gray	0-0	0-0	0-0	0-0-0	0	0	0	1	0	0	2
Team				2-2-4							
<b>Totals</b>	<b>23-59</b>	<b>5-16</b>	<b>16-17</b>	<b>13-18-31</b>	<b>16</b>	<b>67</b>	<b>17</b>	<b>13</b>	<b>2</b>	<b>13</b>	<b>200</b>

KANSAS	FG	3FG	FT	O-D-R	PF	PTS	A	TO	B	S	MIN
Marcus Morris, f	1-4	0-0	2-2	1-1-2	3	4	0	2	0	1	14
Cole Aldrich, c	6-13	0-0	5-6	5-9-14	1	17	4	4	4	2	34
Sherron Collins, g	9-13	2-5	0-1	0-2-2	2	20	3	6	0	0	38
Brady Morningstar, g	3-8	0-2	0-0	1-2-3	0	6	2	2	0	2	34
Tyshawn Taylor, g	2-4	0-1	4-4	0-1-1	3	8	2	3	0	1	28
Tyrell Reed	1-2	1-2	0-0	0-1-1	5	3	0	2	0	0	21
Markieff Morris	1-7	0-2	0-0	3-4-7	1	2	0	0	0	0	24
Mario Little	1-2	0-0	0-0	1-0-1	2	2	0	0	0	1	7
Team				2-4-6							
<b>Totals</b>	<b>24-53</b>	<b>3-12</b>	<b>11-13</b>	<b>13-24-37</b>	<b>17</b>	<b>62</b>	<b>11</b>	<b>19</b>	<b>4</b>	<b>7</b>	<b>200</b>

Halftime: Kansas, 36-29

Officials: Jamie C. Luckie, L. Douglas Sirmons, Michael Stephens

Attendance: 33,780



KALIN LUCAS SCORED THE GO-AGAIN THREE-POINT PLAY IN THE FINAL MINUTE VS. KANSAS.



# NCAA TOURNAMENT FINAL FOUR • APRIL 3 & 5, 2010

## #2 MICHIGAN STATE 64 - #1 LOUISVILLE 52

March 29, 2009 – Indianapolis, Ind.

MICHIGAN STATE	FG-FGA	3FG	FT-FTA	O-D-R	PF	TP	A	TO	B	S	MIN
Raymar Morgan, f	0-2	0-1	0-0	0-2-2	4	0	0	0	0	0	10
Delvon Roe, f	1-1	0-0	0-0	0-0-0	2	2	1	0	0	0	14
Goran Sutton, c	7-15	3-5	2-4	4-6-10	2	19	4	3	1	1	32
Kalin Lucas, g	3-7	2-4	2-3	3-0-3	2	10	5	4	0	1	30
Travis Walton, g	3-8	0-0	2-2	0-2-2	3	8	2	1	0	2	30
Idong Ibok	0-0	0-0	0-0	0-0-0	0	0	0	0	0	0	1
Chris Allen	1-5	0-2	0-0	3-1-4	2	2	3	1	0	0	18
Austin Thornton	0-0	0-0	0-0	0-0-0	0	0	0	1	0	0	1
Durrell Summers	4-6	2-3	2-2	0-3-3	1	12	1	1	0	0	25
Isaiah Dahlman	0-0	0-0	0-0	0-0-0	0	0	0	0	0	0	1
Draymond Green	3-6	0-0	0-0	2-8-10	3	6	3	0	0	2	24
Jon Crandell	0-0	0-0	0-0	0-0-0	0	0	0	0	0	0	1
Korie Lucious	1-1	1-1	0-0	0-0-0	0	3	0	1	0	1	5
Tom Herzog	0-0	0-0	0-0	0-0-0	0	0	0	0	0	0	1
Marquise Gray	1-1	0-0	0-0	0-1-1	3	2	0	0	0	0	7
Team				1-1-2							
<b>Totals</b>	<b>22-52</b>	<b>8-16</b>	<b>8-11</b>	<b>13-24-37</b>	<b>22</b>	<b>64</b>	<b>19</b>	<b>12</b>	<b>1</b>	<b>7</b>	<b>200</b>

LOUISVILLE	FG	3FG	FT	O-D-R	PF	PTS	A	TO	B	S	MIN
Terrence Williams, f	1-7	0-3	3-4	1-5-6	0	5	4	1	1	0	35
Earl Clark, f	8-17	2-5	1-4	2-3-5	3	19	2	2	1	0	40
Samardo Samuels, c	0-6	0-0	0-0	3-4-7	3	0	0	4	2	0	22
Andre McGee, g	0-1	0-1	0-0	0-2-2	1	0	1	2	0	2	24
Jerry Smith, g	3-5	1-2	1-2	1-0-1	4	8	0	0	0	1	16
Preston Knowles	4-7	2-3	1-2	2-0-2	1	11	2	0	0	2	24
Edgar Sosa	1-1	1-1	2-2	0-1-1	2	5	2	2	0	0	16
Reginald Delk	0-1	0-1	0-0	0-0-0	1	0	1	0	1	0	5
Jered Swopshire	0-0	0-0	0-0	0-1-1	0	0	0	0	0	0	0+
Terrence Jennings	1-2	0-0	2-4	1-1-2	0	4	0	1	0	2	18
Team				1-1-2							
<b>Totals</b>	<b>18-47</b>	<b>6-16</b>	<b>10-18</b>	<b>11-18-29</b>	<b>15</b>	<b>52</b>	<b>12</b>	<b>12</b>	<b>5</b>	<b>7</b>	<b>200</b>

Halftime: MSU 30-27

Officials: Curtis B. Shaw, Anthony K. Greene, David C. Hall

Attendance: 36,084

## #2 MICHIGAN STATE 82 - #1 UCONN 73

April 4, 2009 – Detroit, Mich.

MICHIGAN STATE	FG-FGA	3FG	FT-FTA	O-D-R	PF	TP	A	TO	B	S	MIN
Raymar Morgan, f	7-13	0-0	4-6	3-6-9	3	18	1	0	0	5	30
Delvon Roe, f	2-4	0-0	0-0	4-4-8	2	4	0	0	2	0	21
Goran Sutton, c	2-5	0-1	0-0	2-5-7	4	4	2	3	1	2	28
Kalin Lucas, g	7-15	3-6	4-6	0-2-2	1	21	5	3	0	0	33
Travis Walton, g	1-6	0-0	0-0	0-0-0	3	2	8	0	0	2	23
Idong Ibok	0-0	0-0	0-0	1-1-2	3	0	0	1	0	0	6
Chris Allen	1-6	0-2	0-0	1-1-2	1	2	0	1	0	0	9
Durrell Summers	4-9	1-5	1-1	3-3-6	2	10	1	1	0	1	23
Draymond Green	3-4	0-0	2-4	1-1-2	5	8	1	1	0	1	12
Korie Lucious	3-8	2-5	3-3	0-0-0	1	11	0	0	0	0	9
Marquise Gray	1-2	0-0	0-0	1-1-2	1	2	0	1	0	0	6
Team				2-0-2							
<b>Totals</b>	<b>31-72</b>	<b>6-19</b>	<b>14-20</b>	<b>18-24-42</b>	<b>25</b>	<b>82</b>	<b>18</b>	<b>11</b>	<b>3</b>	<b>11</b>	<b>200</b>

UCONN	FG	3FG	FT	O-D-R	PF	PTS	A	TO	B	S	MIN
Jeff Adrien, f	5-10	0-0	3-7	3-4-7	2	13	1	2	2	0	32
Stanley Robinson, f	5-6	1-1	4-4	3-10-13	3	15	0	5	2	0	31
Hasheem Thabeet, c	6-13	0-0	5-7	3-3-6	3	17	1	1	2	1	36
A.J. Price, g	5-20	1-3	4-4	1-5-6	3	15	1	2	0	2	32
Craig Austrie, g	2-4	0-2	2-2	2-1-3	2	6	2	1	0	0	37
Donnell Beverly	0-0	0-0	0-0	0-0-0	0	0	0	0	0	0	2
Kemba Walker	1-5	0-0	3-9	1-1-2	4	5	2	4	0	1	20
Kevin Edwards	1-1	0-0	0-0	2-2-4	1	2	1	1	1	1	10
Team				1-0-1							
<b>Totals</b>	<b>25-59</b>	<b>2-6</b>	<b>21-33</b>	<b>16-26-42</b>	<b>18</b>	<b>73</b>	<b>8</b>	<b>16</b>	<b>7</b>	<b>5</b>	<b>200</b>

Halftime: MSU, 38-36

Officials: John Cahill, Leslie Jones, Michael Stuart

Attendance: 72,456



GORAN SUTON WAS NAMED MOST OUTSTANDING PLAYER OF THE MIDWEST REGIONAL AND EARNED A SPOT ON THE ALL-TOURNAMENT TEAM.

## #1 NORTH CAROLINA 89 - #2 MICHIGAN STATE 72

April 6, 2009 – Detroit, Mich.

MICHIGAN STATE	FG-FGA	3FG	FT-FTA	O-D-R	PF	TP	A	TO	B	S	MIN
Raymar Morgan, f	1-2	0-0	2-2	1-0-1	5	4	0	1	0	0	19
Delvon Roe, f	1-1	0-0	0-1	2-6-8	3	2	0	1	1	0	17
Goran Sutton, c	7-10	3-4	0-0	3-8-11	3	17	0	3	2	0	31
Kalin Lucas, g	4-12	0-1	6-8	0-0-0	2	14	7	6	0	0	35
Travis Walton, g	0-2	0-0	2-2	0-1-1	3	2	3	4	0	0	24
Idong Ibok	0-0	0-0	0-0	0-1-1	0	0	0	0	0	0	1
Chris Allen	0-8	0-7	3-5	1-0-1	2	3	1	0	0	0	17
Austin Thornton	0-1	0-0	2-2	0-3-3	1	2	0	0	0	0	3
Durrell Summers	4-10	2-6	3-4	2-3-5	1	13	2	2	1	0	21
Isaiah Dahlman	1-1	0-0	0-0	1-0-1	0	2	0	0	0	0	1
Draymond Green	2-2	0-0	3-5	2-5-7	3	7	0	2	0	1	12
Jon Crandell	0-0	0-0	0-0	0-0-0	0	0	0	0	0	0	1
Korie Lucious	2-5	2-5	0-0	0-0-0	3	6	0	2	0	0	14
Tom Herzog	0-0	0-0	0-0	0-0-0	0	0	0	0	1	0	1
Marquise Gray	0-1	0-0	0-0	1-0-1	2	0	0	0	0	0	3
Team				0-2-2							
<b>Totals</b>	<b>22-55</b>	<b>7-23</b>	<b>21-29</b>	<b>13-29-42</b>	<b>28</b>	<b>72</b>	<b>13</b>	<b>21</b>	<b>5</b>	<b>1</b>	<b>200</b>

NORTH CAROLINA	FG	3FG	FT	O-D-R	PF	PTS	A	TO	B	S	MIN
Deon Thompson, f	3-8	0-0	3-4	0-3-3	4	9	0	2	0	0	23
Tyler Hansbrough, f	6-14	0-2	6-10	1-6-7	3	18	2	2	0	0	34
Ty Lawson, g	3-10	0-3	15-18	0-4-4	0	21	6	1	0	8	37
Danny Green, g	2-4	2-3	0-0	2-1-3	5	6	4	2	0	1	24
Wayne Ellington, g	7-12	3-3	2-2	2-2-4	2	19	0	0	0	0	35
Marc Campbell	0-1	0-0	0-0	0-1-1	0	0	0	0	0	0	1
Bobby Frasor	1-2	0-1	0-0	1-0-1	3	2	1	0	0	0	23
Larry Drew II	0-1	0-0	0-0	0-0-0	0	0	0	0	0	0	4
J.B. Tanner	0-0	0-0	0-0	0-0-0	0	0	0	0	0	0	1
Justin Watts	1-2	0-0	0-0	1-0-1	0	2	0	0	0	0	1
Ed Davis	5-7	0-0	1-4	2-6-8	4	11	0	0	0	0	14
Patrick Moody	0-0	0-0	0-0	0-0-0	0	0	0	0	0	0	1
Mike Copeland	0-0	0-0	0-0	0-0-0	0	0	0	0	0	0	1
Tyler Zeller	0-0	0-0	1-2	0-1-1	1	1	0	0	0	0	1
Team				2-0-2							
<b>Totals</b>	<b>28-61</b>	<b>5-12</b>	<b>28-40</b>	<b>11-24-35</b>	<b>22</b>	<b>89</b>	<b>13</b>	<b>7</b>	<b>0</b>	<b>9</b>	<b>200</b>

Halftime: UNC 55-34

Officials: Tom O'Neill, Curtis Shaw, Tony Greene

Attendance: 72,922



RAYMAR MORGAN TALLIED 18 POINTS AND NINE REBOUNDS VS. UCONN.

## 2010 BOX SCORES

Michigan State has used an inspired effort to overcome injuries and advance to its second straight Final Four. In the first round, MSU sprinted out to a 16-point first half lead vs. New Mexico State. The Aggies bounced back and took a lead in the second half, but the Spartan defense allowed just eight points in the final 8:34 en route to a 70-67 victory. In the second round, MSU held a 48-39 halftime lead against Maryland, but the Spartans lost Kalin Lucas late in the first half with an Achilles injury. Despite being shorthanded, MSU held an 80-71 lead with 2:05 left. But Maryland answered with a 10-0 run. There were four lead changes in the final 40 seconds capped by a Korie Lucious buzzer-beating 3-pointer to give the Spartans an 85-83 victory. In the regional semifinal, the Spartans trailed 29-22 at the half to Northern Iowa, but outscored the Panthers, 37-23 in the second half, holding UNI without a field goal for the final 10:20. MSU faced Tennessee in the regional final, edging the Vols 70-69 on a free throw from Raymar Morgan with 1.8 seconds remaining. Durrell Summers poured in a game-high 21 points on 8-of-10 shooting.

## #5 MICHIGAN STATE 70 - #12 NEW MEXICO STATE 67

March 19, 2010 - Spokane, Wash.

MICHIGAN STATE	FG-FGA	3FG	FT-FTA	O-D-R	PF	TP	A	TO	B	S	MIN
Derrick Nix, c	0-2	0-0	2-2	1-2-3	0	2	0	1	0	0	5
Kalin Lucas, g	7-11	3-5	8-12	1-1-2	1	25	4	2	0	1	36
Raymar Morgan, f	3-7	0-0	5-6	3-1-4	3	11	1	3	0	1	25
Chris Allen, g	0-3	0-2	1-3	0-0-0	2	1	5	0	0	0	26
Durrell Summers, g	5-15	2-8	2-2	3-0-3	4	14	0	0	0	2	32
Delvon Roe	2-2	0-0	3-5	1-5-6	3	7	1	1	1	1	20
Austin Thornton	1-2	1-1	0-0	1-2-3	1	3	0	0	0	0	4
Mike Kebler	0-0	0-0	0-0	0-0-0	0	0	0	0	0	0	2
Draymond Green	0-3	0-0	2-2	2-10-12	3	2	3	2	2	0	25
Korie Lucious	1-6	1-3	0-1	0-0-0	4	3	2	0	0	0	16
Garrick Sherman	1-2	0-0	0-0	1-3-4	1	2	0	0	1	0	9
Team				1-2-3							
<b>Totals</b>	<b>20-53</b>	<b>7-19</b>	<b>23-33</b>	<b>14-26</b>	<b>22</b>	<b>70</b>	<b>16</b>	<b>9</b>	<b>4</b>	<b>5</b>	<b>200</b>

NEW MEXICO STATE	FG	3FG	FT	O-D-R	PF	PTS	A	TO	B	S	MIN
Wendell McKines, f	1-8	0-1	5-9	2-5-7	2	7	0	2	1	0	34
Hamidu Rahman, c	4-5	0-0	0-0	3-2-5	2	8	0	0	1	2	18
Jahmar Young, g	4-11	0-1	5-6	0-4-4	5	13	3	1	0	1	30
Hernst Laroche, g	0-4	0-3	0-0	1-1-2	2	0	3	2	0	1	37
Jonathan Gibson, g	5-13	4-9	2-2	0-1-1	4	16	1	2	0	2	36
Tony Gillenwater	7-12	2-4	1-5	3-8-11	3	17	1	1	1	1	24
Gordo Castillo	2-4	2-3	0-0	0-0-0	3	6	0	2	0	0	17
Tyrone Watson	0-0	0-0	0-0	0-2-2	1	0	0	1	0	0	4
Team				6-2-8	1						
<b>Totals</b>	<b>23-57</b>	<b>8-21</b>	<b>13-22</b>	<b>15-25-40</b>	<b>23</b>	<b>67</b>	<b>8</b>	<b>11</b>	<b>3</b>	<b>7</b>	<b>200</b>

Halftime: MSU, 42-29

Officials: Dick Cartmell, Ray Perone, Earl Watson

Attendance: 10,851

## #5 MICHIGAN STATE 85 - #4 MARYLAND 83

March 21, 2010 - Spokane, Wash.

MICHIGAN STATE	FG-FGA	3FG	FT-FTA	O-D-R	PF	TP	A	TO	B	S	MIN
Raymar Morgan, f	7-11	1-1	2-2	1-8-9	2	17	2	6	3	1	35
Delvon Roe, f	1-3	0-0	2-2	1-4-5	2	4	3	1	0	0	24
Derrick Nix, c	3-6	0-0	2-4	4-0-4	1	8	0	0	0	0	15
Kalin Lucas, g	1-4	0-1	2-2	0-0-0	0	4	6	1	0	1	16
Durrell Summers, g	10-14	6-7	0-0	1-3-4	4	26	0	3	0	0	30
Chris Allen	0-0	0-0	0-0	0-0-0	0	0	0	1	0	0	4
Austin Thornton	1-5	0-2	2-2	2-0-2	0	4	0	1	0	0	12
Mike Kebler	0-0	0-0	0-0	0-0-0	0	0	0	0	0	0	8
Draymond Green	4-6	0-0	1-2	0-8-8	4	9	5	2	2	1	23
Korie Lucious	5-8	3-6	0-0	1-1-2	3	13	2	2	0	0	27
Garrick Sherman	0-1	0-0	0-0	0-1-1	3	0	0	1	0	0	6
Team				3-4-7							
<b>Totals</b>	<b>32-58</b>	<b>10-17</b>	<b>11-14</b>	<b>13-29-42</b>	<b>19</b>	<b>85</b>	<b>18</b>	<b>19</b>	<b>5</b>	<b>3</b>	<b>200</b>

MARYLAND	FG	3FG	FT	O-D-R	PF	PTS	A	TO	B	S	MIN
Landon Mibbourne, f	5-10	1-2	0-0	1-2-3	1	11	0	0	0	0	30
Jordan Williams, f	4-7	0-0	2-5	2-8-10	3	10	1	1	0	0	29
Eric Hayes, g	6-12	4-7	2-2	0-0-0	0	18	7	0	0	2	32
Sean Mosley, g	1-2	0-0	4-4	0-1-1	1	6	1	1	0	1	14
Greivis Vasquez, g	9-20	2-6	6-7	4-0-4	3	26	8	3	0	3	37
Adrian Bowie	3-10	2-3	0-0	0-0-0	2	8	2	1	0	0	27
Cliff Tucker	1-4	0-1	2-2	1-0-1	1	4	1	0	0	2	14
Dino Gregory	0-1	0-0	0-0	0-2-2	3	0	0	0	0	0	17
Team				2-1-3							
<b>Totals</b>	<b>29-66</b>	<b>9-19</b>	<b>16-20</b>	<b>10-14-24</b>	<b>14</b>	<b>83</b>	<b>20</b>	<b>6</b>	<b>0</b>	<b>8</b>	<b>200</b>

Halftime: MSU, 48-39

Officials: Doug Sirmons, Dick Cartmell, James Breeding

Attendance: 11,015

## #5 MICHIGAN STATE 59 - #9 NORTHERN IOWA 52

March 26, 2010 - St. Louis

MICHIGAN STATE	FG-FGA	3FG	FT-FTA	O-D-R	PF	TP	A	TO	B	S	MIN
Raymar Morgan, f	2-4	0-0	3-4	0-3-3	5	7	2	4	0	1	25
Delvon Roe, f	2-2	0-0	2-2	3-2-5	1	6	2	1	1	2	27
Derrick Nix, c	0-1	0-0	0-0	0-1-1	1	0	0	1	0	0	3
Durrell Summers, g	7-15	4-9	1-2	1-6-7	3	19	2	1	0	0	37
Korie Lucious, g	3-9	2-3	2-3	0-6-6	1	10	4	2	0	4	39
Chris Allen	2-4	1-3	0-0	1-0-1	4	5	1	1	1	0	22
Austin Thornton	0-1	0-0	0-0	0-2-2	0	0	0	0	0	0	8
Mike Kebler	0-0	0-0	0-0	0-0-0	0	0	0	0	0	0	2
Draymond Green	1-6	0-1	6-8	0-5-5	2	8	4	0	1	0	28
Garrick Sherman	2-2	0-0	0-0	0-1-1	2	4	0	0	0	1	9
Team				1-0-1							
<b>Totals</b>	<b>19-44</b>	<b>7-19</b>	<b>14-19</b>	<b>6-26-32</b>	<b>19</b>	<b>59</b>	<b>15</b>	<b>10</b>	<b>3</b>	<b>8</b>	<b>200</b>

NORTHERN IOWA	FG	3FG	FT	O-D-R	PF	PTS	A	TO	B	S	MIN
Adam Koch, f	4-6	1-1	4-6	2-1-3	4	13	0	0	0	1	18
Jordan Eglseder, c	4-9	0-0	1-2	0-4-4	0	9	0	1	1	1	22
Ali Farokhmanesh, g	2-9	1-6	4-6	0-1-1	0	9	1	1	0	0	31
Kwadzo Ahelegbe, g	4-8	0-0	4-4	0-4-4	0	12	2	5	0	1	28
Johnny Moran, g	1-4	1-4	0-0	0-2-2	1	3	0	0	0	0	26
Jake Koch	2-4	1-3	1-2	0-4-4	1	6	0	2	2	0	22
Kerwin Dunham	0-1	0-1	0-0	1-0-1	4	0	0	0	0	1	24
Marc Sonnen	0-2	0-1	0-0	0-0-0	0	0	0	0	0	0	9
Lucas O'Rear	0-1	0-0	0-0	0-1-1	3	0	1	1	0	0	17
Anthony James	0-0	0-0	0-0	0-0-0	0	0	0	0	0	0	3
Team				1-5-6							
<b>Totals</b>	<b>17-44</b>	<b>4-16</b>	<b>14-21</b>	<b>4-22-26</b>	<b>13</b>	<b>52</b>	<b>4</b>	<b>10</b>	<b>3</b>	<b>6</b>	<b>200</b>

Halftime: NIU, 29-22

Officials: Paul Janssen, Pat Adams, Jeff Clark

Attendance: 26,377

## #5 MICHIGAN STATE 70 - #6 TENNESSEE 69

March 28, 2010 - St. Louis

MICHIGAN STATE	FG-FGA	3FG	FT-FTA	O-D-R	PF	TP	A	TO	B	S	MIN
Raymar Morgan, f	4-11	0-1	5-6	6-4-10	1	13	2	1	2	1	35
Delvon Roe, f	1-4	0-0	1-2	0-0-0	4	3	1	1	3	1	20
Derrick Nix, c	1-1	0-0	0-0	1-0-1	1	2	0	0	0	0	13
Durrell Summers, g	8-10	4-6	1-1	1-3-4	3	21	1	2	0	0	29
Korie Lucious, g	2-9	1-7	3-4	2-1-3	0	8	4	5	1	5	35
Chris Allen	2-6	1-3	3-5	1-1-2	3	8	2	0	0	0	29
Austin Thornton	1-1	0-0	0-0	0-0-0	4	2	0	0	0	0	5
Mike Kebler	0-0	0-0	0-0	0-0-0	0	0	0	0	0	0	6
Isaiah Dahlman	0-0	0-0	0-0	0-1-1	0	0	0	0	0	0	0+
Draymond Green	5-10	0-1	3-3	0-1-1	4	13	2	2	2	1	26
Garrick Sherman	0-0	0-0	0-0	0-2-2	0	0	0	0	0	0	2
Team				2-1-3							
<b>Totals</b>	<b>24-52</b>	<b>6-18</b>	<b>16-21</b>	<b>13-14-27</b>	<b>20</b>	<b>70</b>	<b>12</b>	<b>11</b>	<b>8</b>	<b>8</b>	<b>200</b>

TENNESSEE	FG	3FG	FT	O-D-R	PF	PTS	A	TO	B	S	MIN
Wayne Chism, g	5-9	3-4	0-0	0-3-3	2	13	1	0	0	1	33
Brian Williams, c	5-8	0-0	1-4	4-5-9	2	11	0	1	2	0	33
Bobby Maze, g	3-9	1-4	2-2	0-0-0	1	9	3	2	0	1	22
J.P. Prince, g	5-5	0-0	2-2	1-2-3	4	12	5	4	1	1	28
Scotty Hopson, g	3-7	1-4	3-6	0-3-3	1	10	1	0	0	0	33
Kenny Hall	0-1	0-0	0-0	1-0-1	0	0	0	0	0	0	3
Melvin Goins	2-5	1-3	2-2	0-1-1	1	7	0	0	0	1	17
Steven Pearl	0-0	0-0	0-0	1-1-2	1	0	0	1	0	2	11
Cameron Tatum	1-2	1-1	4-5	0-1-1	2	7	1	1	0	0	12
Josh Bone	0-1	0-0	0-0	1-0-1	1	0	0	1	0	0	8
Team				2-1-3							
<b>Totals</b>	<b>24-47</b>	<b>7-16</b>	<b>14-21</b>	<b>10-17-27</b>	<b>15</b>	<b>69</b>	<b>11</b>	<b>10</b>	<b>3</b>	<b>6</b>	<b>200</b>

Halftime: UT, 41-39

Officials: John Cahill, Patrick Driscoll, Michael Stephens

Attendance: 25,242



KORIE LUCIOUS FILLED IN FOR THE INJURED KALIN LUCAS VS. MARYLAND, SCORING 13 POINTS, INCLUDING THE GAME-WINNING 3-POINTER AT THE BUZZER.





# #3 • CHRIS ALLEN

JUNIOR • GUARD • 6-3 • 205 • LAWRENCEVILLE, GA. • MEADOWCREEK H.S.

\* Chris' aunt and uncle live in Lansing, on the same street as Magic Johnson's parents.

\* At Meadowcreek High School, his scoring sprees were colloquially known as "The Chris Allen Show."

\* Ranks among MSU's all-time Top 10 in 3-point field goals made (No. 10 with 141) and attempted (No. 8 with 400)

**Capsule:** Exceptional long-range shooter, with the ability to shoot from well behind the 3-point line ... Has improved his strength and commitment on the defensive end of the court.

**2010 NCAA Tournament Highlights:** Averaging 3.5 points, 0.8 rebounds and 2.0 assists in the 2010 NCAA Tournament, playing with an arch injury in his right foot ... Came off the bench to contribute eight points, two rebounds and two assists in 29 minutes vs. Tennessee in the NCAA Midwest Regional Final ... His playing time was limited to four minutes in MSU's second-round win vs. Maryland due to an arch injury ... Recorded five assists in first-round victory vs. New Mexico State.

**NCAA Tournament Career Notes:** Averaging 6.2 points, 1.8 rebounds and 1.4 assists in 13 career NCAA Tournament games, including three double-figure scoring efforts ... Broke his foot vs. North Carolina in the 2009 National Championship game.

**2009-10 Notes:** Shooting a career-best 39.8 percent (53-of-133) from 3-point range, good for sixth in the Big Ten ... Scored a team-high 21 points vs. Purdue (2/9) ... Scored 15 points at Illinois (2/6), knocking down 4-of-6 3-pointers ... His tomahawk dunk vs. Northwestern (1/30) was No. 1 on SportsCenter's Top 10 Plays ... Knocked down four 3-pointers at Minnesota (1/23) ... Scored a team-best 16 points vs. Wisconsin (1/6), adding a season-high six rebounds ... Hit 4-of-7 3-pointers en route to 14 points vs. UT Arlington (12/30) ... Scored a team-best 12 points at Texas (12/22) ... Led MSU with 18 points vs. UMass (12/28), hitting 7-of-10 shots, including 4-of-7 3-pointers ... Poured in a career-high 22 points vs. Valparaiso (11/22), hitting 7-of-10 shots ... Scored 14 points against Toledo (11/20) on 6-of-11 shooting ... Tallied 10 points, five assists and no turnovers against Florida Gulf Coast (11/13).

**Career Notes:** 2007 *The Atlanta Journal-Constitution* Class AAAAA Player of the Year ... 2007 Metro Atlanta Boys High School Player of the Year ... Member of 2006 USA Men's U18 National Team.

## DOUBLE-FIGURE EFFORTS

**Career Double-Figure Scoring Games:** 35  
**MSU's Record When:** 27-8

**Career 20-Point Scoring Games:** 5  
**MSU's Record When:** 3-2

## CAREER/SEASON HIGHS

### Minutes

**Career:** 34 - two times, last vs. Ohio State (2/21/10)  
**Season:** Same

### Points

**Career:** 22 - vs. Valparaiso (11/22/09)  
**Season:** Same

### Rebounds

**Career:** 8 - vs. Purdue (2/28/10)  
**Season:** Same

### Assists

**Career:** 6 - vs. Northwestern (1/2/10)  
**Season:** Same

### Field Goals

**Career:** 8 - vs. Memphis (3/28/08)  
**Season:** 7 - two times, last vs. UMass (11/28/09)

### Field Goal Attempts

**Career:** 15 - vs. Memphis (3/28/08)  
**Season:** 13 - vs. Purdue (2/9/10)

### 3-Point Field Goals

**Career:** 5 - vs. Bradley (12/7/08)  
**Season:** 4 - four times, last vs. Purdue (2/9/10)

### 3-Point FG Attempts

**Career:** 10 - vs. North Carolina (12/3/08)  
**Season:** 7 - two times, last vs. UT-A (12/30/09)

### Free Throws

**Career:** 5 - three times, last vs. Valparaiso (11/22/09)  
**Season:** 5 - two times, last vs. Valparaiso (11/22/09)

### Free Throw Attempts

**Career:** 6 - three times, last vs. Valparaiso (11/22/09)  
**Season:** 6 - two times, last vs. Valparaiso (11/22/09)

### Steals

**Career:** 2 - seven times, last vs. Penn State (3/4/10)  
**Season:** 2 - three times, last vs. Penn State (3/4/10)

### Blocks

**Career:** 1 - six times, last vs. Northern Iowa (3/26/10)  
**Season:** 1 - three times, last vs. Northern Iowa (3/26/10)


## ALLEN'S CAREER STATS

Year	GP/GS	Min./Avg	FG-FGA	FG%	FG-FGA	FG%	FT-FTA	FT%	OFF-DEF	REB	AVG	PF/D	A	TO	BL	ST	PTS	AVG
2007-08	32/0	447/14.0	70-182	.385	36-100	.360	26-33	.788	15-24	39	1.2	34/1	20	29	3	12	202	6.3
2008-09	38/5	723/19.0	104-288	.361	52-167	.311	59-75	.787	28-57	85	2.2	64/0	48	50	0	14	319	8.4
2009-10	35/27	901/25.7	105-244	.430	53-133	.398	33-45	.733	32-69	101	2.9	59/0	73	49	3	16	296	8.5
<b>Totals</b>	<b>105/32</b>	<b>2071/19.7</b>	<b>279-714</b>	<b>.391</b>	<b>141-400</b>	<b>.353</b>	<b>118-153</b>	<b>.771</b>	<b>75-150</b>	<b>225</b>	<b>2.1</b>	<b>157/1</b>	<b>141</b>	<b>128</b>	<b>6</b>	<b>42</b>	<b>817</b>	<b>7.8</b>



# ALLEN'S 2009-10 GAME-BY-GAME STATS

Opponent	fg	3fg	ft	off-def	reb	pf	pts	ast	to	blk	stl	min
Florida Gulf Coast (11/13) *	3-8	1-6	3-4	1-2	3 1	10	5	0	0	0	0	26
Gonzaga (11/17) *	2-7	0-1	1-1	1-2	3 1	5	4	2	0	1	30	
Toledo (11/20) *	6-11	2-5	0-0	0-2	2 3	14	3	0	0	0	27	
Valparaiso (11/22) *	7-10	3-5	5-6	2-2	4 0	22	0	2	0	0	25	
vs. Florida (11/27)	2-5	1-3	0-0	0-2	2 1	5	2	3	0	0	19	
vs. UMass (11/28)	7-10	4-7	0-1	1-1	2 2	18	3	0	0	0	22	
at North Carolina (12/1)	2-9	0-6	0-0	3-1	4 2	4	1	1	0	2	21	
Wofford (12/4)	4-7	3-5	0-0	1-2	3 0	11	2	2	0	0	26	
at The Citadel (12/7) *	3-6	2-4	1-2	2-1	3 1	9	1	4	0	0	25	
Oakland (12/10)	3-8	1-5	1-2	2-1	3 1	8	2	0	0	1	16	
IPFW (12/19) *	2-7	0-3	2-2	0-2	2 4	6	2	0	0	1	20	
at Texas (12/22) *	4-8	2-3	2-2	0-0	0 1	12	0	5	0	1	27	
UT Arlington (12/30) *	5-8	4-7	0-0	1-3	4 2	14	1	2	0	0	18	
at Northwestern (1/2) *	3-8	1-3	2-2	3-2	5 4	9	6	2	0	1	31	
Wisconsin (1/6) *	5-8	2-2	4-4	1-5	6 1	16	1	3	0	1	31	
at Iowa (1/9) *	4-8	2-4	0-0	1-2	3 0	10	0	1	0	2	26	
Minnesota (1/13) *	2-9	1-7	2-2	2-4	6 0	7	5	1	0	0	29	
Illinois (1/16) *	1-5	0-1	0-0	0-3	3 1	2	0	2	0	1	23	
Iowa (1/20) *	2-6	0-0	0-0	1-0	1 2	4	5	2	0	0	28	
at Minnesota (1/23) *	4-11	4-7	0-0	0-2	2 0	12	3	1	0	0	27	
at Michigan (1/26) *	0-2	0-2	0-0	0-3	3 3	0	2	3	0	0	29	
Northwestern (1/30) *	3-9	0-3	0-0	2-2	4 1	6	4	1	0	0	32	
at Wisconsin (2/2) *	0-3	0-1	0-0	1-1	2 2	0	1	1	1	0	29	
at Illinois (2/6) *	5-8	4-6	1-2	0-2	2 4	15	1	4	0	0	26	
Purdue (2/9) *	7-13	4-7	3-3	1-3	4 3	21	0	1	0	1	34	
at Penn State (2/13) *	5-8	4-6	0-1	0-3	3 1	14	3	0	0	0	31	
at Indiana (2/16) *	4-8	2-5	0-0	1-0	1 3	10	0	1	0	1	24	
Ohio State (2/21) *	4-11	3-6	0-1	1-1	2 1	11	2	1	0	0	34	
at Purdue (2/28) *	0-2	0-0	2-2	2-6	8 2	2	2	1	1	0	29	
Penn State (3/4) *	2-8	1-5	0-0	0-4	4 2	5	1	0	0	2	30	
Michigan (3/7) *	0-0	0-0	0-0	0-4	4 1	0	3	1	0	1	24	
vs. Minnesota (3/12)	-DNP-											
vs. New Mexico St. (3/19) *	0-3	0-2	1-3	0-0	0 2	1	5	0	0	0	26	
vs. Maryland (3/21)	0-0	0-0	0-0	0-0	0 0	0	0	1	0	1	4	
vs. Northern Iowa (3/26)	2-4	1-3	0-0	1-0	1 4	5	1	1	1	0	22	
vs. Tennessee (3/28)	2-6	1-3	3-5	1-1	2 3	8	2	0	0	0	29	



# ALLEN'S CAREER NCAA TOURNAMENT GAME-BY-GAME STATS

Team	GS	Min	FG-FGA	Pct.	3FG-3FGA	Pct.	FT-FTA	Pct.	Reb	Ast	TO	Blk	Stl	Pts
Temple (3/20/08)		22	4-10	.400	2-5	.400	2-2	1.000	2	0	1	1	0	12
Pittsburgh (3/22/08)		14	1-3	.333	1-1	1.000	0-0	.000	1	0	1	0	0	3
Memphis (3/28/08)		22	8-15	.533	2-8	.250	2-3	.667	4	0	2	0	0	20
Robert Morris (3/20/09)		20	3-8	.375	2-4	.500	2-2	1.000	2	0	1	0	0	10
USC (3/22/09)		24	2-5	.400	2-5	.400	2-2	1.000	1	3	0	0	0	8
Kansas (3/27/09)		20	2-7	.286	1-4	.250	2-2	1.000	3	3	0	0	0	7
Louisville (3/29/09)		18	1-5	.200	0-2	.000	0-0	.000	4	3	1	0	0	2
UConn (4/4/09)		9	1-6	.167	0-2	.000	0-0	.000	2	0	1	0	0	2
North Carolina (4/6/09)		17	0-8	.000	0-7	.000	3-5	.600	1	1	0	0	0	3
New Mexico St. (3/19/10) *		26	0-3	.000	0-2	.000	1-3	.333	0	5	0	0	0	1
Maryland (3/21/10)		4	0-0	.000	0-0	.000	0-0	.000	0	0	1	0	0	0
Northern Iowa (3/26/10)		22	2-4	.500	1-3	.333	0-0	.000	1	1	1	1	0	5
Tennessee (3/28/10)		29	2-6	.333	1-3	.333	3-5	.600	2	2	0	0	0	8
<b>13-game Totals</b>	<b>1</b>	<b>247</b>	<b>26-80</b>	<b>.325</b>	<b>12-46</b>	<b>.261</b>	<b>17-24</b>	<b>.708</b>	<b>23</b>	<b>18</b>	<b>9</b>	<b>2</b>	<b>0</b>	<b>81</b>



# #22 • ISAAH DAHLGREN

SENIOR • GUARD • 6-6 • 195 • BRAHAM, MINN. • BRAHAM AREA H.S.

\* Grandson of Naismith Basketball Hall of Famer John Kundla, former coach of the Minneapolis Lakers and Minnesota Golden Gophers.

\* Finished his high school career as Minnesota's all-time leading scorer in boys' basketball - 3,366 points.

**Capsule:** Owns a variety of moves and has good ball skills, allowing him to score from outside or on the drive ... Has worked to develop consistency in his outside shot.

**NCAA Tournament Career Notes:** Has appeared in seven NCAA Tournament games during his career ... Scored two points vs. North Carolina in the 2009 title game ... Hit a layup and collected a rebound in four minutes vs. Robert Morris in the 2009 NCAA Tournament first-round game.

**2009-10 Notes:** Started vs. Minnesota (3/12) in the Big Ten Tournament ... Got the start on Senior Day vs. Michigan (3/7), scoring four points in 14 minutes on a pair of dunks ... Scored four points in six minutes vs. Oakland (12/10), recording his first two career college dunks ... Earned his first start of the season vs. Wofford (12/4) ... Opened the season with seven points in nine minutes against Florida Gulf Coast (11/13).

**Career Notes:** Three-time Class 2A Minnesota Player of the Year ... 2006 Minnesota Mr. Basketball honoree ... Led Braham Area High School to three straight state championships.

## DOUBLE-FIGURE EFFORTS

**Career Double-Figure Scoring Games:** 3  
**MSU's Record When:** 3-0

## CAREER/SEASON HIGHS

### Minutes

**Career:** 38 - two times, last vs. Belmont (12/19/06)  
**Season:** 9 - two times, last vs. UMass (11/28/09)

### Points

**Career:** 11 - vs. Chicago State (12/17/06)  
**Season:** 7 - vs. Florida Gulf Coast (11/13/09)

### Rebounds

**Career:** 6 - two times, last vs. Belmont (12/19/06)  
**Season:** 3 - vs. Florida Gulf Coast (11/13/09)

### Assists

**Career:** 5 - vs. Youngstown State (11/9/06)  
**Season:** 1 - two times, last vs. IPFW (12/19)

### Field Goals

**Career:** 4 - vs. IPFW (12/6/06)  
**Season:** 3 - vs. Florida Gulf Coast (11/13/09)

### Field Goal Attempts

**Career:** 8 - vs. Chicago State (12/16/06)  
**Season:** 4 - vs. Florida Gulf Coast (11/13/09)

### 3-Point Field Goals

**Career:** 2 - two times, last vs. Penn State (2/20/08)  
**Season:** 1 - three times, last vs. UMass (11/28/09)

### 3-Point FG Attempts

**Career:** 3 - two times, last vs. Penn State (2/20/08)  
**Season:** 2 - two times, last vs. Valparaiso (11/22/09)

### Free Throws

**Career:** 5 - vs. Chicago State (12/16/06)  
**Season:** 0

### Free Throw Attempts

**Career:** 6 - two times, last vs. Loyola (MD) (12/30/06)  
**Season:** 0

### Steals

**Career:** 2 - two times, last vs. IPFW (12/6/06)  
**Season:** 1 - two times, last vs. Michigan (3/7/10)

### Blocks


**Career:** 2 - two times, last vs. Belmont (12/19/06)  
**Season:** 0

## DAHLGREN'S CAREER STATS

Year	GP/GS	Min./Avg	FG-FGA	FG%	-3-Point- FG-FGA	FG%	FT-FTA	FT%	OFF-DEF	REB	AVG	PF/D	A	TO	BL	ST	PTS	AVG
2006-07	26/8	403/15.5	31-73	.425	6-20	.300	28-38	.737	21-26	47	1.8	21/0	30	21	4	7	96	3.7
2007-08	19/0	61/3.2	6-16	.375	3-8	.375	5-8	.625	1-8	9	0.5	6/0	2	5	0	0	20	1.1
2008-09	16/0	28/1.8	5-9	.556	1-3	.333	1-4	.250	4-6	10	0.6	1/0	0	0	0	0	12	0.8
2009-10	22/3	88/4.0	12-20	.600	3-8	.375	2-2	1.000	2-7	9	0.4	6/0	3	3	0	2	29	1.3
<b>Totals</b>	<b>83/11</b>	<b>580/7.0</b>	<b>54-118</b>	<b>.458</b>	<b>13-39</b>	<b>.333</b>	<b>36-52</b>	<b>.692</b>	<b>28-47</b>	<b>75</b>	<b>0.9</b>	<b>34/0</b>	<b>35</b>	<b>29</b>	<b>4</b>	<b>9</b>	<b>157</b>	<b>1.9</b>

**DAHLMAN'S 2009-10 GAME-BY-GAME STATS**

Opponent	fg	3fg	ft	off-def	reb	pf	pts	ast	to	blk	stl	min
Florida Gulf Coast (11/13)	3-4	1-2	0-0	0-3	3 1	7	0	0	0	0	0	9
Gonzaga (11/17)	0-0	0-0	0-0	0-0	0 0	0	0	0	0	0	0	1
Toledo (11/20)	0-1	0-1	0-0	0-0	0 0	0	1	0	0	0	0	5
Valparaiso (11/22)	1-2	1-2	0-0	0-0	0 0	3	0	0	0	0	0	4
vs. Florida (11/27)	-DNP-											
vs. UMass (11/28)	1-2	1-1	0-0	0-0	0 1	3	0	1	0	0	0	9
at North Carolina (12/1)	-DNP-											
Wofford (12/4) *	1-1	0-0	0-0	0-0	0 0	2	1	0	0	0	0	12
at The Citadel (12/7)	0-0	0-0	0-0	0-0	0 0	0	0	0	0	0	0	1
Oakland (12/10)	2-2	0-0	0-0	0-1	1 1	4	0	1	0	0	0	6
IPFW (12/19)	1-1	0-0	0-0	0-0	0 0	2	1	0	0	0	0	3
at Texas (12/22)	-DNP-											
UT Arlington (12/30)	0-1	0-1	2-2	0-0	0 0	2	0	0	0	0	0	4
at Northwestern (1/2)	0-0	0-0	0-0	0-2	2 0	0	0	0	0	0	0	2
Wisconsin (1/6)	-DNP-											
at Iowa (1/9)	0-0	0-0	0-0	0-0	0 0	0	0	0	0	0	0	1
Minnesota (1/13)	-DNP-											
Illinois (1/16)	0-0	0-0	0-0	0-0	0 0	0	0	0	0	0	0	1
Iowa (1/20)	0-0	0-0	0-0	0-0	0 0	0	0	0	0	0	0	2
at Minnesota (1/23)	0-0	0-0	0-0	0-0	0 0	0	0	0	0	0	0	1
at Michigan (1/26)	-DNP-											
Northwestern (1/30)	0-0	0-0	0-0	0-0	0 0	0	0	1	0	0	0	1
at Wisconsin (2/2)	0-0	0-0	0-0	1-0	1 0	0	0	0	0	0	1	2
at Illinois (2/6)	1-1	0-0	0-0	0-0	0 0	2	0	0	0	0	0	2
Purdue (2/9)	-DNP-											
at Penn State (2/13)	-DNP-											
at Indiana (2/16)	0-1	0-0	0-0	0-0	0 1	0	0	0	0	0	0	2
Ohio State (2/21)	-DNP-											
at Purdue (2/28)	-DNP-											
Penn State (3/4)	-DNP-											
Michigan (3/7) *	2-3	0-0	0-0	1-0	1 2	4	0	1	0	1	1	14
vs. Minnesota (3/12) *	0-1	0-1	0-0	0-0	0 0	0	0	0	0	0	0	6
vs. New Mexico St. (3/19)	-DNP-											
vs. Maryland (3/21)	-DNP-											
vs. Northern Iowa (3/26)	-DNP-											
vs. Tennessee (3/28)	0-0	0-0	0-0	0-1	1 0	0	0	0	0	0	0	0+


**DAHLMAN'S CAREER NCAA TOURNAMENT GAME-BY-GAME STATS**

Team	GS	Min	FG-FGA	Pct.	3FG-3FGA	Pct.	FT-FTA	Pct.	Reb	Ast	TO	Blk	Stl	Pts
Marquette (3/15/07)	1		0-0	.000	0-0	.000	0-0	.000	0	0	0	0	0	0
North Carolina (3/17/07)	1		0-0	.000	0-0	.000	0-0	.000	0	0	0	0	0	0
Memphis (3/28/08)	2		0-0	.000	0-0	.000	0-0	.000	0	0	0	0	0	0
Robert Morris (3/20/09)	4		1-1	1.000	0-0	.000	0-1	.000	1	0	0	0	0	2
Louisville (3/29/09)	1		0-0	.000	0-0	.000	0-0	.000	0	0	0	0	0	0
North Carolina (4/6/09)	1		1-1	1.00	0-0	.000	0-0	.000	1	0	0	0	0	2
Tennessee (3/28/10)	0+		0-0	.000	0-0	.000	0-0	.000	1	0	0	0	0	0
<b>7-game Totals</b>	<b>10</b>		<b>2-2</b>	<b>1.000</b>	<b>0-0</b>	<b>.000</b>	<b>0-1</b>	<b>.000</b>	<b>3</b>	<b>0</b>	<b>0</b>	<b>0</b>	<b>0</b>	<b>4</b>





# #23 • DRAYMOND GREEN

SOPHOMORE • FORWARD • 6-6 • 235 • SAGINAW, MICH. • SAGINAW H.S.

\* Originally committed to Kentucky, but decommitted when Tubby Smith left for Minnesota.

\* Kissed the "S" at center court of the Breslin Center during the Class A Championship game as a prep senior, a tradition of MSU seniors.

- \* Unanimous selection for Big Ten Sixth Man of the Year
- \* 2010 Third-Team All-Big Ten selection
- \* Yahoo! Sports National Sixth Man of the Year
- \* All-Midwest Region selection
- \* Grabbed double-figure rebounds in 11 games
- \* Leads MSU with seven double-doubles
- \* Leads MSU in rebounding and steals, ranks second in blocks, third in field-goal percentage and assists and fourth in scoring
- \* Has recorded more assists (111) in a season than any Spartan frontcourt player (non guard) in school history
- \* Became just the second frontcourt player in MSU history to record over 100 assists in a season, joining Alan Anderson (104 assists in 2002-03)

**Capsule:** His best skill is his versatility ... Very skilled passer with high basketball IQ and ability to score inside and outside ... Very good hands ... Has strong leadership qualities.

**2010 NCAA Tournament Highlights:** Averaging 8.0 points, 6.5 rebounds and 3.5 assists in the 2010 NCAA Tournament ... Named to the NCAA Midwest All-Region Team ... Played another solid all-around game in MSU's 70-69 victory over Tennessee in the NCAA Midwest Regional Final, finishing with 13 points, a rebound, two assists, two blocks and a steal in 26 minutes ... Contributed eight points, five rebounds and four assists in MSU's 59-52 victory over Northern Iowa in the NCAA Midwest Regional Semifinal ... Tallied nine points, eight rebounds and five assists vs. Maryland; he pushed the ball up court and found Korie Lucious for the game-winning 3-pointer as time expired ... Recorded 12 rebounds, three assists and two blocks in 25 minutes off the bench vs. New Mexico State in the first-round game.

**NCAA Tournament Career Notes:** Averaging 8.3 points, 5.8 rebounds and 2.0 assists in 10 career NCAA Tournament games while shooting 55 percent from the floor (29-of-53) ... Averaged 8.5 points and 5.3 rebounds, while shooting 67.9 percent from the field in six NCAA Tournament games in 2009 ... Posted seven points and seven rebounds vs. North Carolina in 2009 title game ... Scored eight second-half points vs. UConn in 2009 National Semifinals ... Game-high 10 rebounds to go along with six points, three assists and two steals in 24 minutes vs. Louisville in the 2009 Elite Eight ... His game-high 16 points vs. Robert Morris marked the most points scored by a Spartan freshman in his NCAA Tournament debut since Erazem Lorbek netted 17 points vs. Colorado in 2003.

**2009-10 Notes:** Ranks third in the Big Ten in rebounding (7.8 rpg.) and fifth in field-goal percentage (.527) ... Posted double-double vs. Minnesota (3/12; 10 pts., 11 reb.) in Big Ten Tournament ... Tallied double-double at Purdue (2/28 - 12 pts., 11 reb.) ... Posted double-double at Illinois (2/6 - 17 pts., 16 reb.); his 16 rebounds were the most by a Spartan in a Big Ten game since 2001 ... Notched his fourth double-double of the season vs. Iowa (1/9) with 14 points and 11 rebounds ... Tied career high with 19 points and dished out a career-best seven assists vs. UT Arlington (12/30), adding seven boards ... Notched a double-double with a career-high 19 points, hitting 9-of-11 shots, and a career-high tying 12 rebounds vs. Oakland (12/10) ... Posted second double-double of the season vs. Florida (11/27) with 15 points and 11 rebounds ... Led MSU with 15 points against Toledo (11/20), adding eight rebounds and four assists ... Opened season with second career double-double vs. Florida Gulf Coast (11/13 - 11 pts., 10 reb.).

**Career Notes:** Won back-to-back Class A Michigan State Championships at Saginaw High School.

## DOUBLE-FIGURE EFFORTS

**Career Double-Figure Scoring Games:** 20  
**MSU's Record When:** 15-5

**Career Double-Figure Rebounding Games:** 13  
**MSU's Record When:** 10-3

**Career Double-Doubles:** 8  
**MSU's Record When:** 5-3

## CAREER/SEASON HIGHS

### Minutes

**Career:** 30 - vs. Toledo (11/20/09)

**Season:** Same

### Points

**Career:** 19 - two times, last vs. UT-A (12/30/09)

**Season:** Same

### Rebounds

**Career:** 16 - vs. Illinois (2/6/10)

**Season:** Same

### Assists

**Career:** 7 - vs. UT Arlington (12/30/09)

**Season:** Same

### Field Goals

**Career:** 9 - vs. Oakland (12/10/09)

**Season:** Same

### Field Goal Attempts

**Career:** 13 - vs. Purdue (2/9/10)

**Season:** Same

### 3-Point Field Goals

**Career:** 1 - vs. Texas (12/22/09)

**Season:** Same

### 3-Point FG Attempts

**Career:** 2 - vs. Texas (12/22/09)

**Season:** Same

### Free Throws

**Career:** 7 - vs. The Citadel (12/7/09)

**Season:** Same

### Free Throw Attempts

**Career:** 8 - four times, last vs. Northern Iowa (3/26/10)

**Season:** 8 - three times, last vs. Northern Iowa (3/26/10)

### Steals

**Career:** 5 - vs. IPFW (12/19/09)

**Season:** Same

### Blocks

**Career:** 4 - vs. Northwestern (1/2/10)

**Season:** Same

## GREEN'S CAREER STATS

-3-Point-																		
Year	GP/GS	Min./Avg	FG-FGA	FG%	FG-FGA	FG%	FT-FTA	FT%	OFF-DEF	REB	AVG	PF/D	A	TO	BL	ST	PTS	AVG
2008-09	37/0	422/11.4	45-81	.556	0-1	.000	32-52	.615	39-83	122	3.3	66/2	31	24	9	21	122	3.3
2009-10	36/3	916/25.4	135-256	.527	2-15	.133	82-120	.683	81-199	280	7.8	106/1	111	61	32	44	354	9.8
Totals	73/3	1338/18.3	180-337	.534	2-16	.125	114-172	.663	120-282	402	5.5	172/3	142	85	41	65	476	6.5

**GREEN'S 2009-10 GAME-BY-GAME STATS**

Opponent	fg	3fg	ft	off-def	reb	pf	pts	ast	to	blk	stl	min
Florida Gulf Coast (11/13) *	4-7	0-0	3-3	3-7	10	3	11	3	2	1	1	23
Gonzaga (11/17)	1-4	0-0	4-6	2-8	10	4	6	1	5	1	1	25
Toledo (11/20) *	6-10	0-1	3-6	2-6	8	2	15	4	1	2	1	30
Valparaiso (11/22)	4-5	0-0	0-0	2-4	6	3	8	3	1	1	1	22
vs. Florida (11/27)	7-10	0-0	1-1	5-6	11	3	15	2	4	0	2	28
vs. UMass (11/28)	2-5	0-0	2-2	0-7	7	1	6	6	2	1	1	19
at North Carolina (12/1)	4-8	0-0	5-6	2-5	7	5	13	2	0	1	2	28
Wofford (12/4)	6-8	0-0	0-0	3-3	6	3	12	1	3	0	1	23
at The Citadel (12/7)	1-3	0-0	7-8	2-5	7	3	9	2	1	1	0	26
Oakland (12/10) *	9-11	0-0	1-1	2-10	12	3	19	1	3	0	1	20
IPFW (12/19)	2-5	0-0	2-3	1-7	8	3	6	6	1	0	5	27
at Texas (12/22)	1-3	1-2	1-2	1-6	7	4	4	4	0	0	2	19
UT Arlington (12/30)	7-11	0-1	5-7	4-3	7	4	19	7	3	0	3	28
at Northwestern (1/2)	5-5	0-0	3-5	1-4	5	1	13	3	0	4	1	25
Wisconsin (1/6)	3-4	0-1	5-8	2-3	5	4	11	3	1	0	0	27
at Iowa (1/9)	6-9	0-1	2-2	4-7	11	2	14	4	2	0	1	19
Minnesota (1/13)	4-8	0-1	0-2	3-2	5	1	8	1	0	3	4	30
Illinois (1/16)	2-7	0-1	3-4	2-6	8	4	7	4	1	0	2	30
Iowa (1/20)	3-6	1-1	2-2	3-8	11	3	9	2	0	2	1	25
at Minnesota (1/23)	2-9	0-1	0-0	1-7	8	3	4	3	1	2	0	31
at Michigan (1/26)	5-6	0-0	0-1	2-5	7	3	10	3	4	1	0	25
Northwestern (1/30)	4-6	0-1	1-3	3-8	11	2	9	4	1	0	1	28
at Wisconsin (2/2)	3-6	0-0	0-0	2-3	5	1	6	1	3	0	2	27
at Illinois (2/6)	7-9	0-0	3-4	6-10	16	4	17	3	3	1	0	29
Purdue (2/9)	1-13	0-0	4-6	4-3	7	4	6	2	3	2	1	24
at Penn State (2/13)	0-7	0-0	2-4	4-4	8	1	2	5	1	0	1	23
at Indiana (2/16)	5-5	0-0	4-6	3-1	4	4	14	3	3	0	1	19
Ohio State (2/21)	5-9	0-1	1-2	0-5	5	4	11	3	1	0	1	29
at Purdue (2/28)	6-12	0-0	0-0	3-8	11	3	12	2	1	0	2	27
Penn State (3/4)	5-8	0-0	4-5	4-5	9	3	14	4	0	0	0	27
Michigan (3/7)	1-3	0-0	0-0	0-1	1	2	2	3	2	1	1	18
vs. Minnesota (3/12)	4-9	0-1	2-6	3-8	11	3	10	2	2	1	2	33
vs. New Mexico St. (3/19)	0-3	0-0	2-2	2-10	12	3	2	3	2	2	0	25
vs. Maryland (3/21)	4-6	0-0	1-2	0-8	8	4	9	5	2	2	1	23
vs. Northern Iowa (3/26)	1-6	0-1	6-8	0-5	5	2	8	4	0	1	0	28
vs. Tennessee (3/28)	5-10	0-1	3-3	0-1	1	4	13	2	2	2	1	26


**GREEN'S CAREER NCAA TOURNAMENT GAME-BY-GAME STATS**

Team	GS	Min	FG-FGA	Pct.	3FG-3FGA	Pct.	FT-FTA	Pct.	Reb	Ast	TO	Blk	Stl	Pts
Robert Morris (3/20/09)		17	7-8	.875	0-0	.000	2-3	.667	3	1	0	1	1	16
USC (3/22/09)		22	1-2	.500	0-0	.000	5-8	.625	9	1	4	0	0	7
Kansas (3/27/09)		21	3-6	.500	0-0	.000	1-1	1.000	1	0	1	0	2	7
Louisville (3/29/09)		24	3-6	.500	0-0	.000	0-0	.000	10	3	0	0	2	6
UConn (4/4/09)		12	3-4	.750	0-0	.000	2-4	.500	2	1	1	0	1	8
North Carolina (4/6/09)		12	2-2	1.000	0-0	.000	3-5	.600	7	0	2	0	1	7
New Mexico St. (3/19/10)		25	0-3	.000	0-0	.000	2-2	1.000	12	3	2	2	0	2
Maryland (3/21/10)		23	4-6	.667	0-0	.000	1-2	.500	8	5	2	2	1	9
Northern Iowa (3/26/10)		28	1-6	.167	0-1	.000	6-8	.750	5	4	0	1	0	8
Tennessee (3/28/10)		26	5-10	.500	0-1	.000	3-3	1.000	1	2	2	2	1	13
10-game Totals		210	29-53	.547	0-2	.000	25-36	.694	58	20	14	8	9	83



# #40 • TOM HERZOG

R-JUNIOR • CENTER • 7-0 • 250 • FLINT, MICH. • POWERS H.S.

\* Michigan State's first 7-footer since George Papadakos' senior year in 1987-88.

\* Owns the Michigan High School record with 182 blocks in a single season (2003-04).

**Capsule:** One of the tallest players in the program's history ... His specialty is the ability to block shots with great timing ... Gained some needed weight in the off-season.

**NCAA Tournament Notes:** Has appeared in three NCAA Tournament games during his career.

**2009-10 Notes:** Played five minutes at Iowa (1/9), grabbing three rebounds ... Played a season-high 10 minutes vs. UMass (11/28), scoring four points and grabbing four rebounds.

**Career Notes:** Finished second in the voting for the 2006 Hal Schram Mr. Basketball Award ... 2006 *Detroit Free Press* Dream Team honoree ... 2005 first-team all-state honoree.

## CAREER/SEASON HIGHS

### Minutes

**Career:** 11 - vs. Penn State (2/20/08)

**Season:** 10 - vs. UMass (11/28/09)

### Points

**Career:** 5 - vs. North Carolina (12/3/08)

**Season:** 4 - two times, last vs. UMass (11/28/09)

### Rebounds

**Career:** 4 - three times, last vs. UMass (11/28/09)

**Season:** 4 - last vs. UMass (11/28/09)

### Assists

**Career:** 1 - vs. Idaho (11/16/08)

**Season:** 0

### Field Goals

**Career:** 2 - two times, last vs. UMass (11/28/09)

**Season:** Same

### Field Goal Attempts

**Career:** 4 - two times, last vs. UMass (11/28/09)

**Season:** 4 - vs. UMass (11/28/09)

### 3-Point Field Goals

**Career:** 0

**Season:** 0

### 3-Point FG Attempts

**Career:** 0

**Season:** 0

### Free Throws

**Career:** 3 - vs. North Carolina (12/3/08)

**Season:** 2 - vs. Northwestern (1/2/10)

### Free Throw Attempts

**Career:** 5 - vs. North Carolina (12/3/08)

**Season:** 2 - vs. Northwestern (1/2/10)

### Steals

**Career:** 1 - three times, last vs. UT-A (12/30/09)

**Season:** 1 - two times, last vs. UT-A (12/30/09)

### Blocks

**Career:** 2 - four times, last vs. IPFW (12/19/09)

**Season:** 2 - vs. IPFW (12/19/09)


## HERZOG'S CAREER STATS

-3-Point-																		
Year	GP/GS	Min./Avg	FG-FGA	FG%	FG-FGA	FG%	FT-FTA	FT%	OFF-DEF	REB	AVG	PF/D	A	TO	BL	ST	PTS	AVG
2007-08	13/0	68/5.2	6-14	.429	0-0	.000	2-4	.500	8-6	14	1.1	8/0	0	1	6	1	14	1.1
2008-09	16/1	32/2.0	3-5	.600	0-0	.000	4-7	.571	3-8	11	0.7	3/0	1	0	5	0	10	0.6
2009-10	15/0	55/3.7	9-11	.818	0-0	.000	2-4	.500	9-9	18	1.2	8/0	0	6	3	2	20	1.3
Totals	44/1	155/3.5	18-30	.600	0-0	.000	8-15	.533	20-23	43	1.0	19/0	1	7	14	3	44	1.0



**HERZOG'S 2009-10 GAME-BY-GAME STATS**

Opponent	fg	3fg	ft	off-def	reb	pf	pts	ast	to	blk	stl	min
Florida Gulf Coast (11/13)	1-1	0-0	0-0	2-0	2 1	2	2	0	1	0	0	7
Gonzaga (11/17)	-DNP-											
Toledo (11/20)	2-2	0-0	0-1	0-3	3 1	4	0	0	0	0	0	6
Valparaiso (11/22)	1-1	0-0	0-0	0-0	0 1	2	0	0	0	0	0	4
vs. Florida (11/27)	-DNP-											
vs. UMass (11/28)	2-4	0-0	0-0	3-1	4 2	4	0	1	0	0	0	10
at North Carolina (12/1)	-DNP-											
Wofford (12/4)	1-1	0-0	0-0	1-0	1 0	2	0	1	1	0	0	3
at The Citadel (12/7)	-DNP-											
Oakland (12/10)	1-1	0-0	0-1	1-1	2 2	2	0	1	0	1	0	4
IPFW (12/19)	0-0	0-0	0-0	0-1	1 0	0	0	0	0	2	0	3
at Texas (12/22)	-DNP-											
UT Arlington (12/30)	0-0	0-0	0-0	0-0	0 0	0	0	0	0	0	1	3
at Northwestern (1/2)	0-0	0-0	2-2	1-0	1 0	2	0	0	0	0	0	2
Wisconsin (1/6)	-DNP-											
at Iowa (1/9)	0-0	0-0	0-0	1-2	3 0	0	0	2	0	0	0	5
Minnesota (1/13)	0-0	0-0	0-0	0-0	0 0	0	0	0	0	0	0	2
Illinois (1/16)	0-0	0-0	0-0	0-0	0 0	0	0	0	0	0	0	1
Iowa (1/20)	-DNP-											
at Minnesota (1/23)	-DNP-											
at Michigan (1/26)	0-0	0-0	0-0	0-0	0 0	0	0	0	0	0	0	1
Northwestern (1/30)	-DNP-											
at Wisconsin (2/2)	-DNP-											
at Illinois (2/6)	-DNP-											
Purdue (2/9)	-DNP-											
at Penn State (2/13)	-DNP-											
at Indiana (2/16)	1-1	0-0	0-0	0-0	0 0	2	0	0	0	0	0	2
Ohio State (2/21)	-DNP-											
at Purdue (2/28)	-DNP-											
Penn State (3/4)	-DNP-											
Michigan (3/7)	0-0	0-0	0-0	0-1	1 1	0	0	0	0	0	0	3
vs. Minnesota (3/12)	-DNP-											
vs. New Mexico St. (3/19)	-DNP-											
vs. Maryland (3/21)	-DNP-											
vs. Northern Iowa (3/26)	-DNP-											
vs. Tennessee (3/28)	-DNP-											


**HERZOG'S CAREER NCAA TOURNAMENT GAME-BY-GAME STATS**

Team	GS	Min	FG-FGA	Pct.	3FG-3FGA	Pct.	FT-FTA	Pct.	Reb	Ast	TO	Blk	Stl	Pts
Robert Morris (3/20/09)	1		0-0	.000	0-0	.000	0-0	.000	0	0	0	0	0	0
Louisville (3/29/09)	1		0-0	.000	0-0	.000	0-0	.000	0	0	0	0	0	0
North Carolina (4/6/09)	1		0-0	.000	0-0	.000	0-0	.000	0	0	0	1	0	0
<b>3-game Totals</b>	<b>3</b>		<b>0-0</b>	<b>.000</b>	<b>0-0</b>	<b>.000</b>	<b>0-0</b>	<b>.000</b>	<b>0</b>	<b>0</b>	<b>0</b>	<b>1</b>	<b>0</b>	<b>0</b>



# #20 • MIKE KEBLER

JUNIOR • GUARD • 6-4 • 205 • OKEMOS, MICH. • OKEMOS H.S.

- \* Sister, Stephanie, played tennis at Michigan State
- \* Three-time AP Division II All-State selection in tennis

**Capsule:** Walk-on that provides solid defense off the bench when called upon.

**NCAA Tournament Career Notes:** Has appeared in five NCAA Tournament games during his career ... played eight minutes in MSU's 2010 second-round game vs. Maryland, the longest postseason court stint of his career.

**2009-10 Notes:** Has appeared in 13 straight games down the stretch ... Played a season-high 20 minutes vs. Minnesota in the Big Ten Tournament (3/12), grabbing season-high three rebounds ... Played 13 minutes at Penn State (2/13).

**Career Notes:** 2007 AP Class A honorable mention All-State ... CAAC All-Conference and Class A All-Area in 2007.

## CAREER/SEASON HIGHS

### Minutes

**Career:** 20 - vs. Minnesota (3/12/10)

**Season:** Same

### Points

**Career:** 2 - six times, last vs. Iowa (1/19/10)

**Season:** 2 - three times, last vs. Iowa (1/19/10)

### Rebounds

**Career:** 4 - vs. Jacksonville (12/1/07)

**Season:** 3 - vs. Minnesota (3/12/10)

### Assists

**Career:** 2 - two times, last vs. Illinois (2/6/10)

**Season:** Same

### Field Goals

**Career:** 1 - three times, last vs. Wofford (12/4/10)

**Season:** 1 - vs. Wofford (12/4/10)

### Field Goal Attempts

**Career:** 2 - two times, last vs. UT-Arlington (12/20/10)

**Season:** Same

### 3-Point Field Goals

**Career:** None

**Season:**

### 3-Point FG Attempts

**Career:** 1 - three times, last vs. UT-Arlington (12/20/09)

**Season:** 1 - vs. UT-Arlington (12/20/09)

### Free Throws

**Career:** 2 - three times, last vs. Iowa (1/9/10)

**Season:** 2 - two times, last vs. Iowa (1/9/10)

### Free Throw Attempts

**Career:** 2 - six times, last vs. Minnesota (3/12/10)

**Season:** 2 - five times, last vs. Minnesota (3/12/10)

### Steals

**Career:** 1 - two times, last vs. Purdue (2/28/10)

**Season:** Same

### Blocks

**Career:** 1 - vs. UT-Arlington (12/20/09)


**Season:** Same

## KEBLER'S CAREER STATS

Year	GP/GS	Min./Avg	FG-FGA	FG%	-3-Point-		FT-FTA	FT%	OFF-DEF	REB	AVG	PF/D	A	TO	BL	ST	PTS	AVG
					FG-FGA	FG%												
2007-08	9/0	11/1.2	1-3	.333	0-1	.000	0-1	.000	2-2	4	0.4	0/0	0	0	0	0	2	0.2
2008-09	8/0	10/1.3	1-2	.500	0-1	.000	2-2	1.000	1-1	2	0.3	0/0	1	0	0	0	4	0.5
2009-10	24/0	96/4.0	1-9	.111	0-1	.000	6-10	.600	2-7	9	0.4	8/0	8	6	1	2	8	0.3
<b>Totals</b>	<b>41/0</b>	<b>117/2.8</b>	<b>3-14</b>	<b>.214</b>	<b>0-3</b>	<b>.000</b>	<b>8-13</b>	<b>.615</b>	<b>5-10</b>	<b>15</b>	<b>0.4</b>	<b>8/0</b>	<b>9</b>	<b>6</b>	<b>1</b>	<b>2</b>	<b>14</b>	<b>0.3</b>

# KEBLER'S 2009-10 GAME-BY-GAME STATS

Opponent	fg	3fg	ft	off-def	reb	pf	pts	ast	to	blk	stl	min
Florida Gulf Coast (11/13)	0-1	0-0	1-2	1-0	1 1	1	1	0	0	0	0	2
Gonzaga (11/17)	-DNP-											
Toledo (11/20)	0-0	0-0	0-0	0-0	0 0	0	0	0	0	0	0	1
Valparaiso (11/22)	0-0	0-0	0-0	0-0	0 0	0	0	1	0	0	0	2
vs. Florida (11/27)	-DNP-											
vs. UMass (11/28)	0-2	0-0	2-2	0-1	1 0	2	0	0	0	0	1	5
at North Carolina (12/1)	-DNP-											
Wofford (12/4)	1-1	0-0	0-0	0-0	0 0	2	0	0	0	0	0	2
at The Citadel (12/7)	-DNP-											
Oakland (12/10)	0-0	0-0	1-2	0-1	1 1	1	2	0	0	0	0	3
IPFW (12/19)	-DNP-											
at Texas (12/22)	-DNP-											
UT Arlington (12/30)	0-2	0-1	0-0	0-1	1 1	0	0	2	1	0	0	3
at Northwestern (1/2)	0-1	0-0	0-0	0-0	0 0	0	0	0	0	0	0	2
Wisconsin (1/6)	-DNP-											
at Iowa (1/9)	0-0	0-0	2-2	0-0	0 0	2	0	0	0	0	0	1
Minnesota (1/13)	-DNP-											
Illinois (1/16)	0-0	0-0	0-0	0-1	1 0	0	0	0	0	0	0	1
Iowa (1/20)	-DNP-											
at Minnesota (1/23)	-DNP-											
at Michigan (1/26)	-DNP-											
Northwestern (1/30)	0-0	0-0	0-0	0-0	0 0	0	0	0	0	0	0	0+
at Wisconsin (2/2)	-DNP-											
at Illinois (2/6)	0-0	0-0	0-0	0-0	0 0	0	2	0	0	0	0	5
Purdue (2/9)	0-0	0-0	0-0	0-0	0 0	0	0	0	0	0	0	3
at Penn State (2/13)	0-1	0-0	0-0	0-0	0 2	0	1	0	0	0	0	13
at Indiana (2/16)	0-1	0-0	0-0	0-0	0 1	0	0	1	0	0	1	8
Ohio State (2/21)	0-0	0-0	0-0	0-0	0 0	0	0	0	0	0	0	0+
at Purdue (2/28)	0-0	0-0	0-0	0-0	0 0	0	0	0	0	0	1	1
Penn State (3/4)	0-0	0-0	0-0	0-1	1 0	0	1	0	0	0	0	4
Michigan (3/7)	0-0	0-0	0-0	0-0	0 0	0	0	0	0	0	0	2
vs. Minnesota (3/12)	0-0	0-0	0-2	1-2	3 2	0	1	3	0	0	0	20
vs. New Mexico St. (3/19)	0-0	0-0	0-0	0-0	0 0	0	0	0	0	0	0	2
vs. Maryland (3/21)	0-0	0-0	0-0	0-0	0 0	0	0	0	0	0	0	8
vs. Northern Iowa (3/26)	0-0	0-0	0-0	0-0	0 0	0	0	0	0	0	0	2
vs. Tennessee (3/28)	0-0	0-0	0-0	0-0	0 0	0	0	0	0	0	0	6



# KEBLER'S CAREER NCAA TOURNAMENT GAME-BY-GAME STATS

Team	GS	Min	FG-FGA	Pct.	3FG-3FGA	Pct.	FT-FTA	Pct.	Reb	Ast	TO	Blk	Stl	Pts
Robert Morris (3/20/09)	1		0-0	.000	0-0	.000	0-0	.000	0	0	0	0	0	0
New Mexico St. (3/19/10)	2		0-0	.000	0-0	.000	0-0	.000	0	0	0	0	0	0
Maryland (3/21/10)	8		0-0	.000	0-0	.000	0-0	.000	0	0	0	0	0	0
Northern Iowa (3/26/10)	2		0-0	.000	0-0	.000	0-0	.000	0	0	0	0	0	0
Tennessee (3/28/10)	6		0-0	.000	0-0	.000	0-0	.000	0	0	0	0	0	0
<b>5-game Totals</b>	<b>19</b>		<b>0-0</b>	<b>.000</b>	<b>0-0</b>	<b>.000</b>	<b>0-0</b>	<b>.000</b>	<b>0</b>	<b>0</b>	<b>0</b>	<b>0</b>	<b>0</b>	<b>0</b>





# #1 • KALIN LUCAS

JUNIOR • GUARD • 6-1 • 190 • DETROIT, MICH. • ORCHARD LAKE ST. MARY'S H.S.

\* His nicknames include "K-Luke" and "Too Easy."

\* Served as a counselor at the LeBron James Skills Academy and the Deron Williams Skills Academy

\* Sidelined for the remainder of the 2010 NCAA Tournament after rupturing the Achilles tendon in his left foot during the first half of MSU's second-round game vs. Maryland

\* First-Team All-Big Ten selection for second-straight year

\* Leads MSU in scoring at 14.8 ppg and assists at 4.0 apg

\* Ranks among MSU's all-time leaders in assists (No. 10 with 444)

\* Hit game-winning shot in consecutive games at Minnesota and Michigan

\* Missed Michigan State's loss at Illinois with an injured ankle

**Capsule:** Lightning quick point guard ... Appearing on final ballot for John R. Wooden Award.

**NCAA Tournament Notes:** Recorded six assists in just 16 minutes in 2010 second-round game vs. Maryland before suffering a season-ending injury ... Scored a career-high 25 points and added four assists in MSU's 2010 first-round victory over New Mexico State ... His free throw gave the Spartans the lead for good at 64-63 with 3:17 left against the Aggies ... Averaging 13.9 points and 4.6 assists in 11 career NCAA Tournament games, including nine double-figure scoring efforts ... Hitting 83.1 percent (49-of-59) of his free-throw attempts in NCAA Tournament games ... Averaged 14.3 points and 5.7 assists during the 2009 NCAA Tournament ... 2009 All-Tournament Team and Midwest Regional All-Tournament Team ... Led MSU with 21 points vs. UConn in the 2009 National Semifinals ... Scored 18 points vs. Kansas in 2009 Sweet Sixteen, scoring a game-winning three-point play in the final minute, adding seven assists ... Scored 19 points vs. Pittsburgh in the 2008 second round.

**2009-10 Notes:** Scored 18 points vs. Minnesota (3/12) in Big Ten Tournament ... Scored 24 points on 10-of-15 shooting at Penn State (2/13) ... Tallied 23 points vs. Northwestern (1/30) ... Hit the game-winner at Michigan (1/26) with 3.5 seconds remaining ... Scored 22 points vs. Minnesota (1/23), including the game-winning 3-pointer with 1:30 left, giving MSU its first lead of the game ... Scored a game-high 20 points vs. Illinois (1/16) ... Scored a team-best 21 points at Northwestern (1/2), adding a season-high six rebounds ... Scored 19 points vs. Oakland (12/10), hitting 7-of-11 shots ... Dished out a season-high nine assists vs. Wofford (12/4) ... Scored 20 points vs. Florida (11/27), becoming the 40th player in MSU history to score 1,000 career points ... Tallied 19 points and five assists vs. Gonzaga (11/17); his slashing layup with 39 seconds left gave MSU a 73-70 lead ... Led Michigan State with 21 points against Florida Gulf Coast (11/13), adding three steals and connecting on 9-of-11 foul shots.

**Career Notes:** 2009 Big Ten Player of the Year and Team MVP ... 2007 *Detroit Free Press* and *The Detroit News* Dream Team honoree ... 2006 *The Detroit News* Dream Team member.

## DOUBLE-FIGURE EFFORTS

**Career Double-Figure Scoring Games:** 77  
**MSU's Record When:** 64-13

**Career 20-Point Scoring Games:** 18  
**MSU's Record When:** 14-4

**Career Double-Figure Assist Games:** 1  
**MSU's Record When:** 1-0

**Career Double-Double Games:** 1  
**MSU's Record When:** 1-0

## CAREER/SEASON HIGHS

### Minutes

**Career:** 42 - vs. Minnesota (3/12/10)

**Season:** Same

### Points

**Career:** 25 - vs. New Mexico State (3/19/10)

**Season:** Same

### Rebounds

**Career:** 6 - five times, last vs. Northwestern (1/2/10)

**Season:** 6 - vs. Northwestern (1/2/10)

### Assists

**Career:** 10 - vs. Oklahoma State (11/28/08)

**Season:** 9 - vs. Wofford (12/4/09)

### Field Goals

**Career:** 10 - vs. Penn State (2/13/10)

**Season:** Same

### Field Goal Attempts

**Career:** 21 - vs. Penn State (2/1/09)

**Season:** 17 - vs. UNC (12/1/09)

### 3-Point Field Goals

**Career:** 4 - three times, last vs. Minnesota (1/23/10)

**Season:** 4 - two times, last vs. Minnesota (1/23/10)

### 3-Point FG Attempts

**Career:** 6 - four times, last vs. Minnesota (1/23/10)

**Season:** 6 - vs. Minnesota (1/23/10)

### Free Throws

**Career:** 10 - two times, last vs. Northwestern (1/30/10)

**Season:** 10, vs. Northwestern (1/30/10)

### Free Throw Attempts

**Career:** 12 - three times, last vs. NMSU (3/19/10)

**Season:** 12 - two times, last vs. NMSU (3/19/10)

### Steals

**Career:** 5 - vs. Minnesota (3/12/10)

**Season:** Same

### Blocks

**Career:** 2 - vs. Oklahoma State (11/28/08)

**Season:** 1 - vs. Minnesota (1/23/10)

## LUCAS' CAREER STATS

Year	GP/GS	Min./Avg	FG-FGA	FG%	-3-Point-			FT-FTA	FT%	OFF-DEF	REB	AVG	PF/D	A	TO	BL	ST	PTS	AVG
					FG-FGA	FG%	FT-FTA												
2007-08	36/17	902/25.1	138-320	.431	20-55	.364	73-95	.768		15-41	56	1.6	63/1	137	73	1	30	369	10.3
2008-09	38/37	1213/31.9	173-438	.395	41-105	.390	172-213	.808		26-54	80	2.1	49/0	176	84	6	39	559	14.7
2009-10	33/31	1027/31.1	165-364	.453	35-99	.354	125-162	.772		22-40	62	1.9	49/0	131	80	2	40	490	14.8
<b>Totals</b>	<b>107/85</b>	<b>3142/29.4</b>	<b>476-1122</b>	<b>.424</b>	<b>96-259</b>	<b>.371</b>	<b>370-470</b>	<b>.787</b>		<b>63-135</b>	<b>198</b>	<b>1.9</b>	<b>161/1</b>	<b>444</b>	<b>237</b>	<b>9</b>	<b>109</b>	<b>1418</b>	<b>13.3</b>

# LUCAS' 2009-10 GAME-BY-GAME STATS

Opponent	fg	3fg	ft	off-def	reb	pf	pts	ast	to	blk	stl	min
Florida Gulf Coast (11/13) *	5-9	2-5	9-11	0-1	1 1	1	21	1	3	0	3	25
Gonzaga (11/17) *	7-16	2-5	3-5	1-3	4 1	19	5	3	0	1	36	
Toledo (11/20) *	5-12	0-2	2-4	0-0	0 1	12	6	0	0	2	28	
Valparaiso (11/22) *	4-8	1-3	6-6	0-1	1 2	15	3	2	0	2	27	
vs. Florida (11/27) *	8-11	1-2	3-4	1-1	2 1	20	1	3	0	1	34	
vs. UMass (11/28) *	6-9	4-5	0-1	0-1	1 2	16	6	2	0	0	21	
at North Carolina (12/1) *	6-17	0-3	3-4	1-1	2 1	15	4	1	0	2	33	
Wofford (12/4) *	5-12	2-5	1-2	2-2	4 2	13	9	3	0	0	33	
at The Citadel (12/7) *	6-9	1-3	4-4	1-2	3 2	17	6	4	0	0	30	
Oakland (12/10) *	7-11	2-2	3-4	0-0	0 0	19	4	1	0	2	28	
IPFW (12/19) *	3-9	1-3	3-4	1-2	3 0	10	5	2	0	1	29	
at Texas (12/22) *	3-11	0-2	5-6	0-0	0 2	11	2	6	0	0	36	
UT Arlington (12/30)	6-9	1-2	3-4	0-0	0 2	16	1	1	0	2	29	
at Northwestern (1/2) *	8-12	1-3	4-4	2-4	6 1	21	4	6	0	1	35	
Wisconsin (1/6) *	3-13	0-1	4-4	0-3	3 1	10	1	3	0	0	35	
at Iowa (1/9) *	4-9	0-2	6-6	0-0	0 0	14	4	2	0	1	27	
Minnesota (1/13) *	3-14	2-4	6-6	3-0	3 3	14	5	1	0	0	35	
Illinois (1/16) *	6-12	0-2	8-9	1-1	2 2	20	4	3	0	1	29	
Iowa (1/20) *	4-11	1-5	2-2	0-3	3 2	11	6	3	0	1	33	
at Minnesota (1/23) *	8-14	4-6	2-4	1-2	3 2	22	5	3	1	1	35	
at Michigan (1/26) *	5-14	2-5	0-2	0-2	2 1	12	3	2	0	1	35	
Northwestern (1/30) *	6-11	1-4	10-12	0-1	1 1	23	4	0	0	0	36	
at Wisconsin (2/2) *	3-9	0-0	1-1	0-2	2 3	7	2	2	0	0	22	
at Illinois (2/6)	-DNP-											
Purdue (2/9)	2-6	0-3	8-11	1-0	1 1	12	1	1	0	1	29	
at Penn State (2/13) *	10-15	2-4	2-2	1-1	2 1	24	6	1	1	3	35	
at Indiana (2/16) *	6-11	1-3	0-2	0-0	0 2	13	4	2	0	0	31	
Ohio State (2/21) *	3-13	0-2	3-4	0-2	2 1	9	8	0	0	3	35	
at Purdue (2/28) *	3-8	0-3	2-2	1-1	2 2	8	1	8	0	1	34	
Penn State (3/4) *	4-9	0-0	1-2	2-0	2 4	9	4	3	0	1	28	
Michigan (3/7) *	2-8	0-0	6-8	1-2	3 1	10	2	2	0	2	30	
vs. Minnesota (3/12) *	6-17	1-4	5-8	1-1	2 3	18	4	4	0	5	42	
vs. New Mexico St. (3/19) *	7-11	3-5	8-12	1-1	2 1	25	4	2	0	1	36	
vs. Maryland (3/21) *	1-4	0-1	2-2	0-0	0 0	4	6	1	0	1	16	
vs. Northern Iowa (3/26)	-DNP-											
vs. Tennessee (3/28)	-DNP-											



# LUCAS' CAREER NCAA TOURNAMENT GAME-BY-GAME STATS

Team	GS	Min	FG-FGA	Pct.	3FG-3FGA	Pct.	FT-FTA	Pct.	Reb	Ast	TO	Blk	Stl	Pts
Temple (3/20/08)	*	27	2-7	.286	0-1	.000	4-4	1.000	2	7	1	0	1	8
Pittsburgh (3/22/08)	*	27	8-14	.571	0-0	.000	3-3	1.000	2	1	2	0	0	19
Memphis (3/28/08)	*	23	3-7	.489	0-1	.000	5-6	.833	1	4	2	0	1	11
Robert Morris (3/20/09)	*	25	4-9	.444	1-1	1.000	4-4	1.000	0	3	2	0	1	13
USC (3/22/09)	*	35	3-6	.500	0-1	.000	4-4	1.000	1	7	1	0	1	10
Kansas (3/27/09)	*	35	5-15	.333	1-4	.250	7-7	1.000	2	7	2	0	4	18
Louisville (3/29/09)	*	30	3-7	.429	2-4	.500	2-3	.667	3	5	4	0	1	10
UConn (4/4/09)	*	33	7-15	.467	3-6	.500	4-6	.667	2	5	3	0	0	21
North Carolina (4/6/09)	*	35	4-12	.333	0-1	.000	6-8	.750	0	7	6	0	0	14
New Mexico St. (3/19/10)	*	36	7-11	.636	3-5	.600	8-12	.667	2	4	2	0	1	25
Maryland (3/21/10)	*	16	1-4	.250	0-1	.000	2-2	1.000	6	1	0	0	1	4
<b>11-game Totals</b>	<b>11</b>	<b>322</b>	<b>47-107</b>	<b>.439</b>	<b>10-25</b>	<b>.400</b>	<b>49-59</b>	<b>.831</b>	<b>21</b>	<b>51</b>	<b>25</b>	<b>0</b>	<b>11</b>	<b>153</b>



## #34 • KORIE LUCIOUS

SOPHOMORE • GUARD • 5-11 • 170 • MILWAUKEE, WIS. • PIUS XI H.S.

\* Picked Michigan State over offers from Kansas and Florida.

\* Teamed up with Delvon Roe at selected AAU tournaments.

**Capsule:** Possesses great quickness ... Talented and fearless scorer, with the ability to shoot from long range.

**2010 NCAA Tournament Highlights:** Averaging 8.5 points, 2.8 rebounds, 3.0 assists and 2.3 steals in the 2010 NCAA Tournament ... Contributed eight points, three rebounds, four assists, a block and five steals in MSU's 70-69 victory over Tennessee in the NCAA Midwest Regional Final ... His five steals tied MSU's NCAA Tournament single-game record ... Posted 10 points and four assists in his first-ever NCAA Tournament start vs. Northern Iowa in the 2010 Midwest Regional Semifinal while setting career highs for rebounds (6), steals (4) and minutes played (39) ... His 3-pointer from the top of the circle as time expired gave MSU an 85-83 victory over Maryland in the second round of the 2010 NCAA Tournament and sent the Spartans into the Sweet 16 for the third-straight year ... Scored a season-high 13 points against the Terrapins, hitting 5-of-8 shots from the field including 3-of-6 from 3-point range.

**NCAA Tournament Career Notes:** Averaging 5.4 points, 1.4 rebounds and 1.6 assists in 10 career NCAA Tournament games ... Contributed 11 first-half points vs. UConn in 2009 National Semifinals ... Scored first NCAA Tournament points with a 3-pointer vs. Louisville in the Midwest Regional final ... Tallied a team-best four assists to go along with three rebounds in his NCAA Tournament debut vs. Robert Morris.

**2009-10 Notes:** Started in place of an injured Kalin Lucas vs. Purdue (2/9), scoring nine points ... Scored nine points at Wisconsin (2/2), a personal season high in Big Ten play ... Tallied six assists against just one turnover vs. UT Arlington (12/30) ... Scored 13 points, all in the first half, vs. UMass (11/28), hitting 5-of-8 shots, including 3-of-4 from 3-point range ... Dished out nine assists vs. Valparaiso (11/22) ... Recorded eight points and four assists vs. Toledo (11/20) ... Scored 11 points and led MSU with eight assists against Florida Gulf Coast (11/13).

**Career Notes:** 2008 First-Team All-State honoree.

## DOUBLE-FIGURE EFFORTS

**Career Double-Figure Scoring Games:** 8  
**MSU's Record When:** 6-2

**Career Double-Figure Assist Games:** 1  
**MSU's Record When:** 1-0

## CAREER/SEASON HIGHS

Minutes

**Career:** 39 - vs. Northern Iowa (3/26/10)

**Season:** Same

Points

**Career:** 16 - vs. Ohio State (3/14/09)

**Season:** 13 - two times, last vs. Maryland (3/21/10)

Rebounds

**Career:** 6 - vs. Northern Iowa (3/26/10)

**Season:** Same

Assists

**Career:** 11 - vs. Alcorn State (12/13/08)

**Season:** 9 - vs. Valparaiso (11/22/09)

Field Goals

**Career:** 5 - three times, last vs. Maryland (3/21/10)

**Season:** 5 - two times, last vs. Maryland (3/21/10)

Field Goal Attempts

**Career:** 12 - vs. Ohio State (3/14/09)

**Season:** 11 - two times, last vs. Purdue (2/9/10)

3-Point Field Goals

**Career:** 4 - vs. Iowa (2/25/09)

**Season:** 3 - four times, last vs. Maryland (3/21/10)

3-Point FG Attempts

**Career:** 9 - vs. Ohio State (3/14/09)

**Season:** 7 - vs. two times, last vs. Tennessee (3/28/10)

Free Throws

**Career:** 3 - two times, last vs. Tennessee (3/28/10)

**Season:** Same

Free Throw Attempts

**Career:** 4 - vs. two times, last vs. Tennessee (3/28/10)

**Season:** 4 - vs. Tennessee (3/28/10)

Steals

**Career:** 5 - vs. Tennessee (3/28/10)

**Season:** Same

Blocks

**Career:** 1 - seven times, last vs. Tennessee (3/28/10)

**Season:** 1 - five times, last vs. Tennessee (3/28/10)

## LUCIOUS' CAREER STATS

-3-Point-																		
Year	GP/GS	Min./Avg	FG-FGA	FG%	FG-FGA	FG%	FT-FTA	FT%	OFF-DEF	REB	AVG	PF/D	A	TO	BL	ST	PTS	AVG
2008-09	38/1	344/9.1	40-106	.377	29-82	.354	12-18	.667	4-28	32	0.8	39/1	47	42	2	10	121	3.2
2009-10	35/5	787/22.5	67-199	.337	41-133	.308	14-19	.737	11-48	59	1.7	46/0	114	63	5	26	189	5.4
Totals	73/6	1131/15.5	107-305	.351	70-215	.326	26-37	.703	15-76	91	1.2	85/1	161	105	7	36	310	4.2



**LUCIOUS' 2009-10 GAME-BY-GAME STATS**

Opponent	fg	3fg	ft	off-def	reb	pf	pts	ast	to	blk	stl	min
Florida Gulf Coast (11/13)	4-10	3-7	0-0	0-1	1 1	11	8	1	1	1	2	23
Gonzaga (11/17)	0-4	0-3	0-0	0-0	0 1	0	2	0	0	0	0	16
Toledo (11/20)	2-7	2-6	2-2	0-1	1 1	8	4	0	0	0	0	23
Valparaiso (11/22)	2-4	1-2	0-0	0-3	3 0	5	9	2	0	0	0	22
vs. Florida (11/27)	0-2	0-2	0-0	0-1	1 1	0	4	4	0	0	0	18
vs. UMass (11/28)	5-8	3-4	0-0	0-2	2 2	13	5	1	0	0	0	22
at North Carolina (12/1)	3-11	0-5	0-0	0-1	1 4	6	5	0	0	0	0	20
Wofford (12/4)	1-4	1-3	0-0	0-1	1 0	3	2	1	0	0	0	17
at The Citadel (12/7)	2-5	2-3	0-0	0-0	0 1	6	2	0	0	1	2	22
Oakland (12/10)	3-5	1-3	0-0	0-1	1 1	7	4	2	1	0	0	23
IPFW (12/19)	2-6	1-2	0-0	0-2	2 0	5	3	4	0	1	2	22
at Texas (12/22)	3-4	2-3	2-2	0-1	1 1	10	2	4	0	1	2	21
UT Arlington (12/30) *	1-4	1-3	0-0	2-1	3 1	3	6	1	0	1	2	23
at Northwestern (1/2)	3-6	2-5	0-0	0-1	1 3	8	2	2	0	1	2	23
Wisconsin (1/6)	0-1	0-0	0-0	0-3	3 1	0	3	1	0	0	0	16
at Iowa (1/9)	2-3	1-2	0-0	1-2	3 0	5	5	1	0	0	0	22
Minnesota (1/13)	1-5	1-4	0-0	0-1	1 0	3	2	3	0	1	1	18
Illinois (1/16)	2-7	2-5	2-3	0-1	1 0	8	4	0	0	2	2	27
Iowa (1/20)	3-6	1-2	0-0	0-2	2 3	7	2	0	0	0	0	20
at Minnesota (1/23)	0-6	0-4	0-0	0-0	0 1	0	3	1	0	0	0	19
at Michigan (1/26)	0-1	0-1	0-0	1-1	2 0	0	1	4	0	0	0	17
Northwestern (1/30)	0-2	0-2	2-2	0-0	0 1	2	4	2	0	0	0	21
at Wisconsin (2/2)	4-8	1-4	0-0	0-2	2 2	9	5	3	0	1	2	28
at Illinois (2/6)	1-5	1-5	1-2	1-3	4 2	4	3	6	0	2	3	30
Purdue (2/9) *	4-11	1-6	0-0	1-1	2 4	9	2	1	0	2	2	28
at Penn State (2/13)	-DNP-											
at Indiana (2/16)	0-4	0-1	0-0	2-0	2 3	0	1	0	0	0	0	19
Ohio State (2/21)	2-5	1-4	0-0	0-2	2 1	5	1	1	0	0	0	17
at Purdue (2/28)	0-4	0-4	0-0	0-2	2 0	0	2	3	0	1	1	18
Penn State (3/4)	2-5	2-5	0-0	0-2	2 1	6	4	2	1	0	0	22
Michigan (3/7)	1-8	1-5	0-0	0-1	1 1	3	0	1	1	0	0	23
vs. Minnesota (3/12)	3-6	3-6	0-0	0-1	1 1	9	2	3	0	1	3	30
vs. New Mexico St. (3/19)	1-6	1-3	0-1	0-0	0 4	3	2	0	0	0	0	16
vs. Maryland (3/21)	5-8	3-6	0-0	1-1	2 3	13	2	2	0	0	0	27
vs. Northern Iowa (3/26) *	3-9	2-6	2-3	0-6	6 1	10	4	2	0	4	3	39
vs. Tennessee (3/28) *	2-9	1-7	3-4	2-1	3 0	8	4	5	1	5	3	35


**LUCIOUS' CAREER NCAA TOURNAMENT GAME-BY-GAME STATS**

Team	GS	Min	FG-FGA	Pct.	3FG-3FGA	Pct.	FT-FTA	Pct.	Reb	Ast	TO	Blk	Stl	Pts
Robert Morris (3/20/09)		16	0-5	.000	0-4	.000	0-0	.000	3	4	2	0	0	0
USC (3/22/09)		3	0-1	.000	0-1	.000	0-0	.000	0	0	0	0	0	0
Kansas (3/27/09)		4	0-0	.000	0-0	.000	0-0	.000	0	0	2	0	0	0
Louisville (3/29/09)		5	1-1	1.000	1-1	1.000	0-0	.000	0	0	1	0	1	3
UConn (4/4/09)		9	3-8	.375	2-5	.400	3-3	1.000	0	0	0	0	0	11
North Carolina (4/6/09)		14	2-5	.400	2-5	.400	0-0	.000	0	0	2	0	0	6
New Mexico St. (3/19/10)		16	1-6	.167	1-3	.333	0-1	.000	0	2	0	0	0	3
Maryland (3/21/10)		27	5-8	.625	3-6	.500	0-0	.000	2	2	2	0	0	13
Northern Iowa (3/26/10)	*	39	3-9	.333	2-6	.333	2-3	.667	6	4	2	0	4	10
Tennessee (3/28/10)	*	35	2-9	.222	1-7	.143	3-4	.750	3	4	5	1	5	8
<b>10-game Totals</b>	<b>2</b>	<b>168</b>	<b>17-52</b>	<b>.327</b>	<b>12-38</b>	<b>.316</b>	<b>8-11</b>	<b>.727</b>	<b>14</b>	<b>16</b>	<b>16</b>	<b>1</b>	<b>10</b>	<b>54</b>



## #2 • RAYMAR MORGAN

SENIOR • FORWARD • 6-8 • 230 • CANTON, OHIO • MCKINLEY H.S.

\* Attended the same high school as former Spartans Eric and Percy Snow.

\* Served as a counselor for the top high school wing forwards at the 2007 & 2008 Vince Carter Skills Academy in Orlando.

- \* Third-Team All-Big Ten honoree (coaches), Honorable Mention (media)
- \* One of five players in MSU history with 1,500 career points and 700 career rebounds
- \* Ranks 10th in MSU history in both career scoring (1,593 points) and career rebounding (767 rebounds)
- \* MSU is 18-2 this season when he scores in double figures
- \* Named Co-Big Ten Player of the Week on March 1

**Capsule:** Versatile wing player with great defensive skills and the ability to defend four positions ... Offensively, he has the ability to score in the low post, by slashing to the basket or with a mid-range jumper.

**2010 NCAA Tournament Highlights:** Averaging 12.0 points and 6.5 rebounds in the 2010 NCAA Tournament ... Recorded a double-double (13 points and 10 rebounds) in MSU's 70-69 victory over Tennessee in the NCAA Midwest Regional Final ... His game-winning free throw with 1.8 seconds left against the Vols sent MSU to the Final Four for the second year in a row ... Six of his 10 rebounds vs. Tennessee came off the offensive glass ... His jumper in the lane with 2:19 left vs. Northern Iowa in the 2010 Midwest Regional Semifinal gave MSU the lead for good at 53-51 ... Scored 17 points and collected nine rebounds in MSU's 2010 NCAA Tournament second-round victory over Maryland ... Netted seven of his 11 points in the final 5:23 of MSU's 2010 first-round win over New Mexico State.

**NCAA Tournament Career Notes:** Averaging 10.1 points and 5.0 rebounds in 15 career NCAA Tournament games ... Has scored in double figures in eight of 15 NCAA Tournament games ... Tallied 18 points and nine rebounds in 2009 National Semifinals vs. UConn, hitting 7-of-13 shots, and adding five steals.

**2009-10 Notes:** Has scored in double figures in seven of his last eight games (125 points), averaging 15.6 points during that stretch while shooting 55 percent from the floor (45-of-82) ... Ranks among the Big Ten leaders in field-goal percentage (third at .535) and rebounding (eighth at 6.2 per game) ... Scored season-high 23 points vs. Minnesota (3/12) in the Big Ten Tournament ... Recorded his 12th-career double-double in his final home game, posting 22 points and 10 rebounds against Michigan (3/7) ... Led MSU with 16 points in win over Penn State (3/4) ... Posted a double-double with 16 points and 11 rebounds at Purdue (2/28) ... Led MSU with 20 points at Michigan (1/26), hitting 8-of-9 shots ... Had a perfect shooting day at Minnesota (1/23), hitting all six field goals, including two 3-pointers, and three free throws en route to 17 points ... Led MSU with 16 points vs. Iowa (1/20) ... Tallied a double-double vs. Illinois (1/16), his first in Big Ten play since Jan. 2009 ... Opened Big Ten play with a 17-point, five-rebound, five-assist effort at Northwestern (1/2) ... Posted a second-straight double-double with 11 points and 10 boards vs. The Citadel (12/7) ... Recorded eighth career double-double with 19 points and 11 rebounds vs. Wofford (12/4) ... Led MSU with 18 points at North Carolina (12/1) ... Scored 17 points vs. UMass (11/28), hitting 8-of-10 shots from he field ... Scored 16 points vs. Gonzaga (11/17), hitting 10-of-11 from the foul line.

**Career Notes:** 2008 Second-Team All-Big Ten honoree ... 2006 Ohio AP Division I Player of the Year ... Won back-to-back state championships at Canton McKinley High School.

### DOUBLE-FIGURE EFFORTS

**Career Double-Figure Scoring Games:** 82  
**MSU's Record When:** 67-15  
**Career 20-Point Scoring Games:** 16  
**MSU's Record When:** 14-2  
**Career Double-Figure Rebounding Games:** 16  
**MSU's Record When:** 14-2  
**Career Double-Doubles:** 13  
**MSU's Record When:** 13-0

### CAREER/SEASON HIGHS

#### Minutes

**Career:** 38 - vs. Minnesota (3/12/10)  
**Season:** Same

#### Points

**Career:** 31 - vs. Minnesota (1/5/08)  
**Season:** 23 - vs. Minnesota (3/12/10)

#### Rebounds

**Career:** 15 - vs. Chicago State (11/13/07)  
**Season:** 14 - vs. Ohio State (2/21/2010)

#### Assists

**Career:** 5 - three times, last vs. Northwestern (1/2/10)  
**Season:** 5 - two times, last vs. Northwestern (1/2/10)

#### Field Goals

**Career:** 11 - two times, last vs. The Citadel (12/17/08)  
**Season:** 10 - vs. Michigan (3/7/10)

#### Field Goal Attempts

**Career:** 17 - vs. Minnesota (1/5/08)  
**Season:** 15 - vs. Michigan (3/7/10)

#### 3-Point Field Goals

**Career:** 2 - six times, last vs. Minnesota (1/23/10)  
**Season:** 2 - vs. Minnesota (1/23/10)

#### 3-Point FG Attempts

**Career:** 4 - vs. Northwestern (1/3/09)  
**Season:** 1 - seven times, last vs. Iowa (1/9/10)

#### Free Throws

**Career:** 11 - vs. Oklahoma State (11/28/08)  
**Season:** 10 - vs. Gonzaga (11/17/09)

#### Free Throw Attempts

**Career:** 13 - vs. Oklahoma State (11/28/08)  
**Season:** 11 - vs. Gonzaga (11/17/09)

#### Steals

**Career:** 4 - two times, last vs. Michigan (3/7/10)  
**Season:** 4 - vs. Michigan (3/7/10)

#### Blocks


**Career:** 3 - three times, last vs. Maryland (3/21/10)  
**Season:** 3 - two times, last vs. Maryland (3/21/10)

### MORGAN'S CAREER STATS

Year	GP/GS	Min./Avg	FG-FGA	FG%	-3-Point-		FT-FTA	FT%	OFF-DEF	REB	AVG	PF/D	A	TO	BL	ST	PTS	AVG
					FG-FGA	FG%												
2006-07	28/25	771/27.5	121-249	.486	5-16	.313	80-116	.690	48-97	145	5.2	77/3	23	69	13	19	327	11.7
2007-08	36/36	997/27.7	187-335	.558	10-33	.303	121-180	.672	78-143	221	6.1	99/3	58	83	19	33	505	14.0
2008-09	35/26	787/22.5	132-251	.526	5-21	.238	89-135	.659	63-121	184	5.3	90/3	41	62	7	23	358	10.2
2009-10	35/32	956/27.3	152-284	.535	5-16	.313	94-138	.681	76-141	217	6.2	103/4	62	68	24	37	403	11.5
<b>Totals</b>	<b>134/119</b>	<b>3511/26.2</b>	<b>592-1119</b>	<b>.529</b>	<b>25-86</b>	<b>.291</b>	<b>384-569</b>	<b>.675</b>	<b>265-502</b>	<b>767</b>	<b>5.7</b>	<b>369/13</b>	<b>184</b>	<b>282</b>	<b>63</b>	<b>112</b>	<b>1593</b>	<b>11.9</b>

**MORGAN'S 2009-10 GAME-BY-GAME STATS**

Opponent	fg	3fg	ft	off-def	reb	pf	pts	ast	to	blk	stl	min
Florida Gulf Coast (11/13)	0-4	0-0	0-4	1-0	1 2	0	1	1	0	1	1	9
Gonzaga (11/17)	3-8	0-1	10-11	2-3	5 5	16	2	2	0	2	2	22
Toledo (11/20)	-DNP-											
Valparaiso (11/22)	3-5	0-1	3-4	1-5	6 2	9	1	1	3	1	28	
vs. Florida (11/27) *	0-7	0-0	0-0	3-3	6 4	0	5	2	1	0	19	
vs. UMass (11/28) *	8-10	1-1	0-2	2-3	5 2	17	4	0	0	1	24	
at North Carolina (12/1) *	7-10	0-0	4-6	2-4	6 3	18	2	5	0	2	29	
Wofford (12/4) *	7-11	0-1	5-5	3-8	11 2	19	1	1	0	0	30	
at The Citadel (12/7) *	5-8	0-0	1-4	2-8	10 2	11	1	0	1	1	31	
Oakland (12/10) *	1-5	0-0	2-2	4-1	5 3	4	3	1	0	3	27	
IPFW (12/19)	7-11	0-0	0-0	1-3	4 5	14	4	1	1	0	21	
at Texas (12/22) *	3-5	0-1	2-3	0-4	4 4	8	1	3	0	2	29	
UT Arlington (12/30) *	2-7	0-1	1-2	2-1	3 3	5	3	0	0	2	29	
at Northwestern (1/2) *	5-9	1-1	6-7	0-5	5 1	17	5	1	0	1	31	
Wisconsin (1/6) *	3-5	0-0	2-5	1-5	6 2	8	2	2	1	1	27	
at Iowa (1/9) *	5-10	0-1	2-4	3-4	7 3	12	2	4	0	0	25	
Minnesota (1/13) *	4-6	0-0	0-2	1-0	1 3	8	0	0	1	1	21	
Illinois (1/16)	7-10	0-0	0-1	4-6	10 3	14	4	2	0	0	25	
Iowa (1/20) *	7-11	0-0	2-6	1-2	3 2	16	2	3	1	1	30	
at Minnesota (1/23) *	6-6	2-2	3-3	2-4	6 4	17	0	1	2	0	27	
at Michigan (1/26) *	8-9	0-0	4-5	0-8	8 2	20	0	3	1	0	30	
Northwestern (1/30) *	0-5	0-1	0-0	2-1	3 5	0	0	2	1	1	16	
at Wisconsin (2/2) *	1-4	0-1	6-9	4-6	10 4	8	0	2	0	0	30	
at Illinois (2/6) *	3-6	0-0	2-2	2-1	3 1	8	3	3	0	1	34	
Purdue (2/9) *	2-7	0-1	2-3	2-3	5 2	6	1	1	0	0	30	
at Penn State (2/13) *	2-8	0-0	0-0	2-4	6 4	4	1	1	2	1	26	
at Indiana (2/16) *	5-8	0-1	0-0	0-3	3 2	10	0	0	1	2	34	
Ohio State (2/21) *	3-7	0-0	3-4	5-9	14 4	9	1	3	1	2	30	
at Purdue (2/28) *	6-9	0-0	4-5	5-6	11 3	16	1	4	0	1	32	
Penn State (3/4) *	6-13	0-0	4-4	2-6	8 3	16	3	1	0	0	30	
Michigan (3/7) *	10-15	0-0	2-3	5-5	10 3	22	2	3	1	4	32	
vs. Minnesota (3/12) *	7-12	0-0	0-0	2-4	6 4	23	0	1	1	2	38	
vs. New Mexico St. (3/19) *	3-7	0-0	5-6	3-1	4 3	11	1	3	0	1	25	
vs. Maryland (3/21) *	7-11	1-1	2-2	1-8	9 2	17	2	6	3	1	35	
vs. Northern Iowa (3/26) *	2-4	0-0	3-4	0-3	3 5	7	2	4	0	1	25	
vs. Tennessee (3/28) *	4-11	0-1	5-6	6-4	10 1	13	2	1	2	1	35	


**MORGAN'S CAREER NCAA TOURNAMENT GAME-BY-GAME STATS**

Team	GS	Min	FG-FGA	Pct.	3FG-3FGA	Pct.	FT-FTA	Pct.	Reb	Ast	TO	Blk	Stl	Pts
Marquette (3/15/07)	*	35	4-7	.571	0-0	.000	6-6	1.000	9	0	4	1	0	14
North Carolina (3/17/07)	*	35	4-12	.333	1-1	1.000	10-11	.909	5	0	4	0	1	19
Temple (3/20/08)	*	29	7-9	.778	1-1	1.000	0-0	.000	4	3	4	0	3	15
Pittsburgh (3/22/08)	*	20	2-4	.500	0-0	.000	0-0	.000	3	0	2	1	0	4
Memphis (3/28/08)	*	31	2-6	.333	0-0	.000	3-6	.500	7	2	0	1	1	7
Robert Morris (3/20/09)	*	20	7-14	.500	1-2	.500	1-4	.250	5	1	1	0	1	16
USC (3/22/09)	*	17	0-4	.000	0-0	.000	3-4	.750	3	1	2	0	0	3
Kansas (3/27/09)	*	13	1-6	.167	0-1	.000	2-2	1.000	1	0	2	0	0	4
Louisville (3/29/09)	*	10	0-2	.000	0-1	.000	0-0	.000	2	0	0	0	0	0
UConn (4/4/09)	*	30	7-13	.538	0-0	.000	4-6	.667	9	1	0	0	5	18
North Carolina (4/6/09)	*	19	1-2	.500	0-0	.000	2-2	1.000	1	0	1	0	0	4
New Mexico St. (3/19/10)	*	25	3-7	.429	0-0	.000	5-6	.833	4	1	3	0	1	11
Maryland (3/21/10)	*	35	7-11	.636	1-1	1.000	2-2	1.000	9	2	6	3	1	17
Northern Iowa (3/26/10)	*	25	2-4	.500	0-0	.000	3-4	.750	3	2	4	0	1	7
Tennessee (3/28/10)	*	35	4-11	.364	0-1	.000	5-6	.833	10	2	1	2	1	13
<b>15-game Totals</b>	<b>15</b>	<b>379</b>	<b>51-112</b>	<b>.455</b>	<b>4-8</b>	<b>.500</b>	<b>46-59</b>	<b>.780</b>	<b>75</b>	<b>15</b>	<b>34</b>	<b>8</b>	<b>15</b>	<b>152</b>





# #50 • DERRICK NIX

FRESHMAN • CENTER • 6-8 • 280 • DETROIT, MICH. • PERSHING H.S.

\* Attended same high school as former Spartan All-American Steve Smith.

\* Dropped over 30 pounds since arriving at MSU in the summer; has lost more than 50 pounds from his all-time high weight.

**Capsule:** Extremely tough, wide-bodied frontcourt player ... Possesses great hands and very good footwork ... Owns a great passion for the game.

**2010 NCAA Tournament Highlights:** Averaging 3.0 points and 2.3 rebounds in 9.0 minutes in the 2010 NCAA Tournament ... Contributed eight points and four offensive rebounds in 15 minutes in MSU's second-round victory over Maryland ... Had two points and three rebounds in his NCAA Tournament debut vs. New Mexico State.

**2009-10 Notes:** Forty-four percent of his rebounds have come off the offensive glass (33 of 75) ... Scored seven points at Purdue (2/28), which was his best effort since totaling 11 points in the season opener ... Scored six points at Indiana (2/16), including MSU's first four of the game and first basket of the second half ... Scored five points vs. Iowa (1/9) ... Earned his first career start vs. Wisconsin (1/6) ... Played 12 minutes vs. Oakland (12/10), scoring five points ... Set MSU freshman debut record with 14 rebounds against Florida Gulf Coast (11/13), and became just the second Spartan freshman to debut with a double-double (11 pts., 14 reb.).

**Career Notes:** 2009 Hal Schram Mr. Basketball Award winner ... Led Pershing to Class A State Championship ... Detroit Free Press Class A All-State selection.

## DOUBLE-FIGURE EFFORTS

**Career Double-Figure Scoring Games:** 1

**MSU's Record When:** 1-0

**Career Double-Figure Rebounding Games:** 1

**MSU's Record When:** 1-0

**Career Double-Double Games:** 1

**MSU's Record When:** 1-0

## CAREER HIGHS

### Minutes

16 - vs. Gonzaga (11/17/09)

### Points

11 - vs. Florida Gulf Coast (11/13/09)

### Rebounds

14 - vs. Florida Gulf Coast (11/13/09)

### Assists

1 - eight times, last vs. Michigan (3/7/10)

### Field Goals

5 - vs. Florida Gulf Coast (11/13/09)

### Field Goal Attempts

7 - vs. Florida Gulf Coast (11/13/09)

### 3-Point Field Goals

0

### 3-Point FG Attempts

0

### Free Throws

2 - two times, last vs. Maryland (3/21/10)

### Free Throw Attempts

6 - vs. Toledo (11/20/09)

### Steals

3 - vs. Oakland (12/10/09)

### Blocks

3 - vs. Gonzaga (11/17/09)

## NIX'S CAREER STATS

Year	GP/GS	Min./Avg	FG-FGA	FG%	-3-Point- FG-FGA	FG%	FT-FTA	FT%	OFF-DEF	REB	AVG	PF/D	A	TO	BL	ST	PTS	AVG
2009-10	35/15	274/7.8	35-69	.507	0-0	.000	13-48	.271	33-42	75	2.1	20/0	8	13	6	7	83	2.4
<b>Totals</b>	<b>35/15</b>	<b>274/7.8</b>	<b>35-69</b>	<b>.507</b>	<b>0-0</b>	<b>.000</b>	<b>13-48</b>	<b>.271</b>	<b>33-42</b>	<b>75</b>	<b>2.1</b>	<b>20/0</b>	<b>8</b>	<b>13</b>	<b>6</b>	<b>7</b>	<b>83</b>	<b>2.4</b>

**Nix's 2009-10 GAME-BY-GAME STATS**

Opponent	fg	3fg	ft	off-def	reb	pf	pts	ast	to	blk	stl	min
Florida Gulf Coast (11/13)	5-7	0-0	1-5	8-6	14	1	11	0	0	0	0	15
Gonzaga (11/17)	2-5	0-0	0-4	4-1	5	0	4	0	1	3	0	16
Toledo (11/20)	0-2	0-0	0-6	3-2	5	0	0	0	1	0	1	14
Valparaiso (11/22)	1-2	0-0	0-1	0-1	1	0	2	0	0	0	0	6
vs. Florida (11/27)	0-0	0-0	0-0	0-1	1	0	0	1	1	0	0	4
vs. UMass (11/28)	2-2	0-0	0-0	0-0	0	0	4	0	0	0	0	8
at North Carolina (12/1)	0-0	0-0	0-0	0-0	0	1	0	0	0	0	0	2
Wofford (12/4)	0-0	0-0	0-2	0-0	0	1	0	1	1	0	0	3
at The Citadel (12/7)	1-1	0-0	0-2	0-1	1	0	2	0	0	1	0	5
Oakland (12/10)	2-3	0-0	1-3	0-3	3	1	5	1	0	1	3	12
IPFW (12/19)	0-1	0-0	1-4	0-2	2	0	1	0	0	0	0	6
at Texas (12/22)	2-4	0-0	0-1	0-1	1	0	4	0	0	0	1	12
UT Arlington (12/30)	1-1	0-0	1-1	0-1	1	0	3	1	1	0	0	8
at Northwestern (1/2)	0-0	0-0	0-1	1-2	3	2	0	0	0	0	0	4
Wisconsin (1/6) *	0-2	0-0	0-2	2-0	2	1	0	0	0	0	0	11
at Iowa (1/9) *	2-3	0-0	1-2	1-0	1	2	5	0	1	0	0	9
Minnesota (1/13) *	0-3	0-0	1-2	3-3	6	0	1	1	0	0	0	10
Illinois (1/16) *	0-0	0-0	0-0	0-1	1	1	0	0	1	0	0	10
Iowa (1/20)	1-3	0-0	0-1	1-1	2	0	2	0	0	0	0	7
at Minnesota (1/23)	0-0	0-0	1-2	0-0	0	0	1	0	0	0	0	5
at Michigan (1/26)	0-1	0-0	0-0	1-0	1	0	0	0	0	0	0	1
Northwestern (1/30)	0-0	0-0	0-0	0-0	0	2	0	1	0	0	1	5
at Wisconsin (2/2)	-DNP-											
at Illinois (2/6) *	0-1	0-0	0-0	0-0	0	2	0	0	0	0	0	4
Purdue (2/9)	0-0	0-0	1-2	0-0	0	0	1	0	0	0	0	2
at Penn State (2/13) *	2-2	0-0	0-0	0-4	4	1	4	0	1	1	0	10
at Indiana (2/16) *	3-4	0-0	0-0	0-3	3	0	6	0	0	0	0	10
Ohio State (2/21)	0-0	0-0	0-0	0-0	0	0	0	0	0	0	0	2
at Purdue (2/28) *	3-6	0-0	1-1	0-2	2	0	7	1	1	0	0	9
Penn State (3/4) *	1-2	0-0	0-0	1-2	3	0	2	0	0	0	0	10
Michigan (3/7) *	2-3	0-0	0-0	0-2	2	1	4	1	1	0	1	10
vs. Minnesota (3/12) *	1-1	0-0	0-0	2-0	1	1	2	0	1	0	0	8
vs. New Mexico St. (3/19) *	0-2	0-0	2-2	1-2	3	0	2	0	1	0	0	5
vs. Maryland (3/21) *	3-6	0-0	2-4	4-0	4	1	8	0	0	0	0	15
vs. Northern Iowa (3/26) *	0-1	0-0	0-0	0-1	1	1	0	0	1	0	0	3
vs. Tennessee (3/28) *	1-1	0-0	0-0	1-0	1	1	2	0	0	0	0	13


**Nix's CAREER NCAA TOURNAMENT GAME-BY-GAME STATS**

Team	GS	Min	FG-FGA	Pct.	3FG-3FGA	Pct.	FT-FTA	Pct.	Reb	Ast	TO	Blk	Stl	Pts
New Mexico St. (3/19/10)	*	5	0-2	.000	0-0	.000	2-2	1.000	3	0	1	0	0	2
Maryland (3/21/10)	*	15	3-6	.500	0-0	.000	2-4	.500	4	0	0	0	0	8
Northern Iowa (3/26/10)	*	3	0-1	.000	0-0	.000	0-0	.000	1	0	1	0	0	0
Tennessee (3/28/10)	*	13	1-1	1.000	0-0	.000	0-0	.000	1	0	0	0	0	2
<b>4-game Totals</b>	<b>4</b>	<b>36</b>	<b>4-10</b>	<b>.400</b>	<b>0-0</b>	<b>.000</b>	<b>4-6</b>	<b>.667</b>	<b>9</b>	<b>0</b>	<b>2</b>	<b>0</b>	<b>0</b>	<b>12</b>



# #10 • DELVON ROE

SOPHOMORE • FORWARD • 6-8 • 230 • EUCLID, OHIO • ST. EDWARD H.S.

- \* Standout left-handed pitcher in high school.
- \* Loves to play ping pong in the players' lounge.
- \* Tattoo on his arm features a "gruff Sparty" logo

\* *Playing through the pain of a meniscus injury in his right knee*

**Capsule:** Athletic combo-forward with terrific all-around skills ... After missing virtually all of his senior year of high school and rehabbing while playing throughout his freshman season, he's regained some of the quickness and explosiveness that made him a prep standout.

**2010 NCAA Tournament Highlights:** Averaging 5.0 points and 4.0 rebounds in the 2010 NCAA Tournament ... Has logged at least 20 minutes in each game of the 2010 NCAA Tournament (20 vs. New Mexico State, 24 vs. Maryland, 27 vs. Northern Iowa and 20 vs. Tennessee), marking his longest playing stints since an eight-game stretch from late December through early January ... Recorded a postseason-best three blocks vs. Tennessee in the Midwest Regional Final ... Played a solid all-around game in the 2010 Midwest Regional Semifinal vs. Northern Iowa, posting six points, five rebounds, two assists, a block and two steals ... Came off the bench to contribute seven points and six rebounds vs. New Mexico State.

**NCAA Tournament Career Notes:** Averaging 4.2 points and 3.5 rebounds in 10 career NCAA Tournament games while connecting on 58 percent of his shots from the field (15-of-26) ... Grabbed eight rebounds in 2009 National Semifinals vs. UConn, as the only freshman starter on any of the Final Four squads ... Scored 10 points in 17 minutes vs. USC in the 2009 second round.

**2009-10 Notes:** Scored 10 first-half points vs. Michigan (3/7) ... Dished out a career-best five assists at Indiana (2/16) ... Scored 13 points vs. Northwestern (1/30) ... Scored a season-high 15 points vs. Illinois (1/16), including hitting all seven free throw attempts ... Led MSU with 14 points and eight rebounds vs. IPFW (12/19) ... Narrowly missed a double-double with 8 points and 10 rebounds vs. North Carolina (12/1) ... Averaged 12.0 points in games vs. Florida (11/27) and UMass (11/28), shooting 10-of-12 from the field ... Grabbed a career-high 17 rebounds vs. Valparaiso (11/22) to go with 10 points for his second double-double, while also blocking a career-best four shots ... Posted a double-double vs. Toledo (11/20) with 10 points and 11 boards.

**Career Notes:** Played just one game as a high school senior before undergoing microfracture surgery on his right knee ... 2007 EA Sports Nation Junior of the Year ... 2007 *Parade Magazine* All-America fourth team ... 2007 *Cleveland Plain Dealer* Ohio Player of the Year.

## DOUBLE-FIGURE EFFORTS

**Career Double-Figure Scoring Games:** 12  
**MSU's Record When:** 11-1  
**Career Double-Figure Rebounding Games:** 6  
**MSU's Record When:** 5-1  
**Career Double-Doubles:** 3  
**MSU's Record When:** 3-0

## CAREER HIGHS

### Minutes

**Career:** 31 - vs. The Citadel (12/7/09)  
**Season:** Same

### Points

**Career:** 16 - vs. Iowa (2/25/09)  
**Season:** 15 - vs. Illinois (1/16/10)

### Rebounds

**Career:** 17 - vs. Valparaiso (11/22/09)  
**Season:** Same

### Assists

**Career:** 5 - vs. Indiana (2/16/10)  
**Season:** Same

### Field Goals

**Career:** 6 - three times, last vs. Florida (11/27/09)  
**Season:** 6 - vs. Florida (11/27/09)

### Field Goal Attempts

**Career:** 8 - two times, last vs. Purdue (3/8/09)  
**Season:** 7 - three times, last vs. Oakland (12/10/09)

### 3-Point Field Goals

**Career:** 0  
**Season:** 0

### 3-Point FG Attempts

**Career:** 0  
**Season:** 0

### Free Throws

**Career:** 7 - vs. Illinois (1/16/10)  
**Season:** Same

### Free Throw Attempts

**Career:** 9 - vs. Indiana (2/7/09)  
**Season:** 8 - two times, last vs. The Citadel (12/7/09)

### Steals

**Career:** 5 - vs. UNC (12/1/09)  
**Season:** Same

### Blocks

**Career:** 4 - vs. Valparaiso (11/22/09)  
**Season:** Same


## ROE'S CAREER STATS

Year	GP/GS	Min./Avg	FG-FGA	FG%	-3-Point-		FT-FTA	FT%	OFF-DEF	REB	AVG	PF/D	A	TO	BL	ST	PTS	AVG
					FG-FGA	FG%												
2008-09	38/31	682/17.9	81-143	.566	0-0	.000	51-112	.455	78-119	197	5.2	83/1	35	42	29	16	213	5.6
2009-10	36/29	740/20.6	81-145	.559	0-0	.000	72-109	.661	67-114	181	5.0	93/4	41	47	34	31	234	6.5
<b>Totals</b>	<b>74/60</b>	<b>1422/19.2</b>	<b>162-288</b>	<b>.563</b>	<b>0-0</b>	<b>.000</b>	<b>123-221</b>	<b>.557</b>	<b>145-233</b>	<b>378</b>	<b>5.1</b>	<b>176/5</b>	<b>76</b>	<b>89</b>	<b>63</b>	<b>47</b>	<b>447</b>	<b>6.0</b>



**ROE'S 2009-10 GAME-BY-GAME STATS**

Opponent	fg	3fg	ft	off-def	reb	pf	pts	ast	to	blk	stl	min
Florida Gulf Coast (11/13)	0-2	0-0	0-0	1-2	3 5	0	0	1	0	1	0	13
Gonzaga (11/17) *	0-1	0-0	0-0	1-4	5 5	0	0	0	4	0	0	12
Toledo (11/20) *	4-7	0-0	2-4	5-6	11 3	10	1	0	1	0	0	27
Valparaiso (11/22) *	3-6	0-0	4-8	7-10	17 2	10	2	1	4	1	1	23
vs. Florida (11/27) *	6-7	0-0	1-2	2-3	5 3	13	1	1	0	1	0	27
vs. UMass (11/28) *	4-5	0-0	3-5	3-1	4 2	11	0	1	1	0	0	19
at North Carolina (12/1) *	4-6	0-0	0-0	3-7	10 5	8	2	2	1	5	29	
Wofford (12/4) *	1-4	0-0	0-0	2-4	6 3	2	3	2	5	0	0	22
at The Citadel (12/7) *	2-3	0-0	5-8	2-5	7 0	9	1	2	1	2	31	
Oakland (12/10) *	5-7	0-0	1-1	2-4	6 2	11	0	1	0	1	19	
IPFW (12/19) *	5-7	0-0	4-4	4-4	8 2	14	0	2	0	2	26	
at Texas (12/22) *	2-3	0-0	4-4	2-4	6 3	8	2	2	0	0	25	
UT Arlington (12/30) *	2-4	0-0	1-5	4-4	8 2	5	1	1	2	0	21	
at Northwestern (1/2) *	1-1	0-0	2-6	0-2	2 3	4	1	1	2	0	21	
Wisconsin (1/6) *	2-5	0-0	5-7	1-4	5 2	9	1	3	0	0	21	
at Iowa (1/9) *	2-3	0-0	0-1	0-4	4 4	4	0	2	0	0	20	
Minnesota (1/13) *	1-3	0-0	1-2	1-1	2 3	3	2	2	1	0	20	
Illinois (1/16) *	4-5	0-0	7-7	1-3	4 5	15	0	3	0	2	20	
Iowa (1/20) *	2-4	0-0	4-4	3-3	6 2	8	3	2	1	0	15	
at Minnesota (1/23) *	0-5	0-0	0-0	5-2	7 1	0	1	1	1	1	13	
at Michigan (1/26) *	2-6	0-0	1-1	2-2	4 2	5	1	0	1	1	23	
Northwestern (1/30) *	4-4	0-0	5-7	1-3	4 4	13	0	0	0	3	21	
at Wisconsin (2/2) *	2-6	0-0	4-4	1-5	6 1	8	0	0	0	1	21	
at Illinois (2/6) *	3-4	0-0	2-4	0-2	2 2	8	0	0	0	0	20	
Purdue (2/9) *	1-3	0-0	3-3	0-2	2 3	5	2	1	0	1	23	
at Penn State (2/13) *	3-4	0-0	0-1	1-2	3 1	6	2	2	1	0	19	
at Indiana (2/16) *	3-4	0-0	0-0	3-1	4 3	6	5	0	1	2	26	
Ohio State (2/21) *	2-5	0-0	0-2	1-2	3 2	4	1	3	0	0	20	
at Purdue (2/28)	0-1	0-0	0-0	0-0	0 3	0	0	1	2	1	10	
Penn State (3/4)	2-3	0-0	0-2	1-2	3 0	4	0	1	0	0	13	
Michigan (3/7)	3-4	0-0	4-4	2-2	4 2	10	1	2	0	1	12	
vs. Minnesota (3/12)	0-2	0-0	1-2	1-3	4 3	1	0	0	3	1	17	
vs. New Mexico St. (3/19)	2-2	0-0	3-5	1-5	6 3	7	1	1	1	1	20	
vs. Maryland (3/21) *	1-3	0-0	2-2	1-4	5 2	4	3	1	0	0	24	
vs. Northern Iowa (3/26) *	2-2	0-0	2-2	3-2	5 1	6	2	1	1	2	27	
vs. Tennessee (3/28) *	1-4	0-0	1-2	0-0	0 4	3	1	1	3	1	20	


**ROE'S CAREER NCAA TOURNAMENT GAME-BY-GAME STATS**

Team	GS	Min	FG-FGA	Pct.	3FG-3FGA	Pct.	FT-FTA	Pct.	Reb	Ast	TO	Blk	Stl	Pts
Robert Morris (3/20/09)	*	16	2-4	.500	0-0	.000	0-0	.000	5	1	0	1	0	4
USC (3/22/09)	*	17	3-5	.600	0-0	.000	4-7	.571	2	1	1	0	0	10
Kansas (3/27/09)	*	10	0-0	.000	0-0	.000	0-0	.000	1	2	0	0	0	0
Louisville (3/29/09)	*	14	1-1	1.000	0-0	.000	0-0	.000	0	1	0	0	0	2
UConn (4/4/09)	*	21	2-4	.500	0-0	.000	0-0	.000	8	0	0	2	0	4
North Carolina (4/6/09)	*	17	1-1	.000	0-0	.000	0-1	.000	3	0	1	1	0	2
New Mexico St. (3/19/10)	*	20	2-2	1.000	0-0	.000	3-5	.600	6	1	1	1	1	7
Maryland (3/21/10)	*	24	1-3	.333	0-0	.000	2-2	1.000	5	3	1	0	0	4
Northern Iowa (3/26/10)	*	27	2-2	1.000	0-0	.000	2-2	1.000	5	2	1	1	2	6
Tennessee (3/28/10)	*	20	1-4	.250	0-0	.000	1-2	.500	0	1	1	3	1	3
<b>10-game Totals</b>	<b>9</b>	<b>186</b>	<b>15-26</b>	<b>.577</b>	<b>0-0</b>	<b>.000</b>	<b>12-19</b>	<b>.632</b>	<b>35</b>	<b>12</b>	<b>6</b>	<b>9</b>	<b>4</b>	<b>42</b>



# #41 • GARRICK SHERMAN

FRESHMAN • CENTER • 6-10 • 235 • KENTON, OHIO • KENTON H.S.

\* Finished prep career as the school's all-time leading scorer and rebounder and the second leading rebounder in state history.

**Capsule:** Well-rounded big man that possesses excellent passing skills ... Very good timing allows him to excel as a shot-blocker ... Intelligent player that does all the little things ... Tremendous work ethic.

**NCAA Tournament Notes:** Averaging 1.5 points and 2.0 rebounds in 6.5 minutes in the 2010 NCAA Tournament ... Contributed four points, a rebound and a steal in nine minutes off the bench vs. Northern Iowa ... had two points, four rebounds and a block in his NCAA Tournament debut vs. New Mexico State.

**2009-10 Notes:** Scored a season-high eight points vs. IPFW (12/19), hitting four-of-five shots ... Earned the start in five of Michigan State's first six games ... Played just one minute vs. Toledo due to a thigh injury ... Totaled four points and five rebounds in MSU debut vs. Florida Gulf Coast (11/13).

**Career Notes:** Associated Press Division II Co-Player of the Year ... Led Kenton to the Division II district finals.

## CAREER HIGHS

### Minutes

15 - two times, last vs. Illinois (2/6/10)

### Points

8 - vs. IPFW (12/19/09)

### Rebounds

6 - vs. UMass (11/28/09)

### Assists

1 - three times, last vs. UT Arlington (12/30/09)

### Field Goals

4 - vs. IPFW (12/19/09)

### Field Goal Attempts

5 - three times, last vs. Illinois (2/6/10)

### 3-Point Field Goals

0

### 3-Point FG Attempts

0

### Free Throws

2 - vs. Florida Gulf Coast (11/13/09)

### Free Throw Attempts

4 - vs. Florida Gulf Coast (11/13/09)

### Steals

1 - vs. four times, last vs. Northern Iowa (3/26/10)

### Blocks


1 - vs. five times, last vs. NMSU (3/19/10)

## SHERMAN'S CAREER STATS

SHERMAN'S CAREER STATS																			
-3-Point-																			
Year	GP/GS	Min./Avg	FG-FGA	FG%	FG-FGA	FG%	FT-FTA	FT%	OFF-DEF	REB	AVG	PF/D	A	TO	BL	ST	PTS	AVG	
2009-10	35/12	251/7.2	30-51	.588	0-0	.000	5-9	.556	18-38	56	1.6	36/0	3	17	5	4	65	1.9	
Totals	35/12	251/7.2	30-51	.588	0-0	.000	5-9	.556	18-38	56	1.6	36/0	3	17	5	4	65	1.9	

**SHERMAN'S 2009-10 GAME-BY-GAME STATS**

Opponent	fg	3fg	ft	off-def	reb	pf	pts	ast	to	blk	stl	min
Florida Gulf Coast (11/13) *	1-2	0-0	2-4	2-3	5 0	4	4	0	1	0	0	14
Gonzaga (11/17) *	2-3	0-0	0-0	0-0	0 2	4	4	0	0	0	0	10
Toledo (11/20)	0-2	0-0	0-0	1-0	1 0	0	0	0	0	0	0	1
Valparaiso (11/22) *	1-1	0-0	0-0	1-1	2 0	2	2	1	2	0	0	6
vs. Florida (11/27) *	2-5	0-0	0-0	3-1	4 1	4	4	0	0	0	1	15
vs. UMass (11/28) *	1-3	0-0	0-0	2-4	6 1	2	2	1	0	0	0	11
at North Carolina (12/1) *	1-1	0-0	0-0	2-0	2 1	2	2	0	0	0	0	11
Wofford (12/4)	2-2	0-0	0-0	0-1	1 0	4	4	0	0	0	0	4
at The Citadel (12/7) *	2-2	0-0	0-0	0-0	0 1	4	4	0	0	0	0	8
Oakland (12/10)	1-3	0-0	0-0	0-1	1 1	2	2	0	1	0	0	10
IPFW (12/19) *	4-5	0-0	0-0	1-1	2 1	8	8	0	1	0	0	8
at Texas (12/22) *	0-1	0-0	0-0	0-2	2 1	0	0	0	0	0	0	7
UT Arlington (12/30)	0-0	0-0	0-0	0-2	2 0	0	0	1	0	0	0	9
at Northwestern (1/2) *	0-0	0-0	0-0	0-1	1 1	0	0	0	0	0	0	5
Wisconsin (1/6) *	0-0	0-0	0-0	0-0	0 0	0	0	0	0	0	0	1
at Iowa (1/9)	1-2	0-0	0-0	0-1	1 1	2	2	0	1	0	1	11
Minnesota (1/13)	1-1	0-0	1-1	0-1	1 3	3	3	0	1	0	0	5
Illinois (1/16)	0-0	0-0	0-0	0-0	0 1	0	0	0	0	0	0	2
Iowa (1/20)	0-0	0-0	1-2	0-0	0 2	1	1	0	2	0	0	6
at Minnesota (1/23) *	0-1	0-0	0-0	0-3	3 1	0	0	0	0	1	0	12
at Michigan (1/26)	-DNP-											
Northwestern (1/30)	1-1	0-0	0-0	0-1	1 1	2	2	0	1	1	0	8
at Wisconsin (2/2)	0-0	0-0	0-0	0-0	0 1	0	0	1	1	0	0	5
at Illinois (2/6)	3-5	0-0	0-0	0-1	1 1	6	6	0	1	0	0	15
Purdue (2/9)	1-1	0-0	0-0	0-0	0 2	2	2	0	0	0	0	4
at Penn State (2/13)	1-1	0-0	0-0	1-1	2 2	2	2	0	2	0	0	11
at Indiana (2/16)	1-1	0-0	0-0	1-3	4 2	2	2	0	0	1	1	11
Ohio State (2/21)	1-1	0-0	0-0	0-0	0 0	2	2	0	0	0	0	3
at Purdue (2/28)	0-1	0-0	0-0	0-2	2 1	0	0	0	0	1	0	4
Penn State (3/4)	0-0	0-0	0-0	1-0	1 0	0	0	0	1	0	0	3
Michigan (3/7)	0-1	0-0	1-2	1-1	2 2	1	1	0	1	0	0	4
vs. Minnesota (3/12)	0-0	0-0	0-0	1-0	1 0	0	0	0	0	0	0	1
vs. New Mexico St. (3/19)	0-0	0-0	0-0	1-0	1 0	0	0	0	0	0	0	1
vs. Maryland (3/21)	0-1	0-0	0-0	0-1	1 3	0	0	0	1	0	0	6
vs. Northern Iowa (3/26)	2-2	0-0	0-0	0-1	1 2	4	4	0	0	0	1	9
vs. Tennessee (3/28)	0-0	0-0	0-0	0-2	2 0	0	0	0	0	0	0	2


**SHERMAN'S CAREER NCAA TOURNAMENT GAME-BY-GAME STATS**

Team	GS	Min	FG-FGA	Pct.	3FG-3FGA	Pct.	FT-FTA	Pct.	Reb	Ast	TO	Blk	Stl	Pts
New Mexico St. (3/19/10)	9		1-2	.500	0-0	.000	0-0	.000	4	0	0	1	0	2
Maryland (3/21/10)	6		0-1	.000	0-0	.000	0-0	.000	1	0	1	1	0	0
Northern Iowa (3/26/10)	9		2-2	1.000	0-0	.000	0-0	.000	1	0	0	0	1	4
Tennessee (3/28/10)	2		0-0	.000	0-0	.000	0-0	.000	2	0	0	0	0	0
<b>4-game Totals</b>	<b>26</b>		<b>3-5</b>	<b>.600</b>	<b>0-0</b>	<b>.000</b>	<b>0-0</b>	<b>.000</b>	<b>8</b>	<b>0</b>	<b>1</b>	<b>1</b>	<b>1</b>	<b>6</b>





# #15 • DURRELL SUMMERS

JUNIOR • GUARD • 6-4 • 205 • DETROIT, MICH. • REDFORD COVENANT H.S.

- \* Has "Summer Time" tattooed on the back of his arms.
- \* Other nickname is "Rell."
- \* Interested in computers and technological gadgets.

- \* Named Most Outstanding Player of the 2010 NCAA Midwest Regional
- \* Leads MSU in scoring in the 2010 NCAA Tournament, averaging 20.0 points per game
- \* Has scored in double figures in seven straight NCAA Tournament games (115 points), averaging 16.4 points during that stretch

**Capsule:** World-class athleticism and strong physique ... Incredible dunker ... Excels in the open court ... Continually improving outside shot.

**2010 NCAA Tournament Highlights:** Leads the Spartans in scoring in the 2010 NCAA Tournament, averaging 20.0 points per game, while shooting 56 percent from the field (30-of-54) and 53 percent from 3-point range (16-of-30) ... Selected Most Outstanding Player of the 2010 NCAA Midwest Regional ... Scored a game-high 21 points in MSU's 70-69 victory over Tennessee in the Midwest Regional Final, hitting 8-of-10 shots from the floor including 4-of-6 from 3-point range ... Tossed in a game-high 19 points and collected seven rebounds vs. Northern Iowa in the 2010 Midwest Regional Semifinal while playing a career-best 37 minutes ... Matched his career high with 26 points in MSU's second-round victory over Maryland, hitting 10-of-14 shots from the field including 6-of-7 from 3-point range ... Scored 14 points in the first 7:18 of the second half against the Terrapins ... Netted 12 of his 14 points in the first half in the first-round game vs. New Mexico State.

**NCAA Tournament Career Notes:** Averaging 11.5 points and 3.8 rebounds in 13 career NCAA Tournament games ... Has scored in double figures in seven straight NCAA Tournament games, averaging 16.4 points during that stretch ... Has made at least one 3-pointer in each of his last nine NCAA Tournament games ... Averaged 9.7 points and 5.0 rebounds during the 2009 NCAA Tournament.

**2009-10 Notes:** Led MSU with 16 points vs. Ohio State (2/21) ... Posted a second-straight double-double with 24 points and 10 rebounds vs. Northwestern (1/30) ... Recorded his second career double-double at Michigan (1/26) ... Grabbed nine rebounds vs. Illinois (1/16) ... Scored 13 points and grabbed a team-high eight rebounds vs. Minnesota (1/13) ... Tallied 17 points and seven rebounds at Northwestern (1/2) ... Scored 20 points off the bench vs. UT Arlington (12/30), his top output since the second game of the season ... Scored 16 points at North Carolina (12/1), including 14 in the second half ... Posted his first career double-double with 21 points, including 17 in the second half, and a career-high 11 rebounds vs. Gonzaga (11/17); his three-pointer with 3:02 left gave MSU a 68-67 lead it would not relinquish ... Scored 17 points vs. Florida Gulf Coast (11/13), including 14 in the first half.

**Career Notes:** 2006 & 2007 The Associated Press Class D Player of the Year ... 2007 *The Detroit News* All-State Dream Team selection ... Participated in the 2007 Jordan Brand All-American Classic.

## DOUBLE-FIGURE EFFORTS

**Career Double-Figure Scoring Games:** 41  
**MSU's Record When:** 31-10  
**Career Double-Figure Rebounding Games:** 3  
**MSU's Record When:** 3-0  
**Career Double-Doubles:** 3  
**MSU's Record When:** 3-0

## CAREER/SEASON HIGHS

### Minutes

**Career:** 37 - vs. Northern Iowa (3/26/10)  
**Season:** Same

### Points

**Career:** 26 - two times, last vs. Maryland (3/21/10)  
**Season:** 26 - vs. Maryland (3/21/10)

### Rebounds

**Career:** 11 - vs. Gonzaga (11/17/09)  
**Season:** Same

### Assists

**Career:** 5 - vs. Michigan (1/26/10)  
**Season:** Same

### Field Goals

**Career:** 10 - vs. Maryland (3/21/10)  
**Season:** Same

### Field Goal Attempts

**Career:** 17 - vs. UNC (12/1/09)  
**Season:** Same

### 3-Point Field Goals

**Career:** 6 - two times, last vs. Maryland (3/21/10)  
**Season:** Same

### 3-Point FG Attempts

**Career:** 9 - two times, last vs. Northern Iowa (3/26/10)  
**Season:** Same

### Free Throws

**Career:** 7 - vs. vs. UCLA (11/20/07)  
**Season:** 6 - vs. IPFW (12/19/09)

### Free Throw Attempts

**Career:** 8 - vs. Maryland (11/27/08)  
**Season:** 6 - vs. IPFW (12/19/09)

### Steals

**Career:** 4 - vs. The Citadel (12/17/08)  
**Season:** 3 - three times, last vs. Michigan (3/7/10)

### Blocks

**Career:** 2 - four times, last at Iowa (1/29/09)  
**Season:** 1 - three times, last vs. Minnesota (1/13/10)

## SUMMERS' CAREER STATS

Year	GP/GS	Min./Avg	FG-FGA	FG%	3-Point-FG-FGA	3-Point-FG%	FT-FTA	FT%	OFF-DEF	REB	AVG	PF/D	A	TO	BL	ST	PTS	AVG
2007-08	36/0	391/10.9	62-123	.504	11-22	.500	41-55	.745	31-54	85	2.4	33/0	20	32	7	5	176	4.9
2008-09	38/13	812/21.4	116-267	.434	45-117	.385	49-68	.721	51-78	129	3.4	58/0	30	55	13	25	326	8.6
2009-10	36/23	933/25.9	150-331	.453	42-117	.359	61-76	.803	54-110	164	4.6	79/2	31	63	3	25	403	11.2
<b>Totals</b>	<b>110/36</b>	<b>2136/19.4</b>	<b>328-721</b>	<b>.455</b>	<b>98-256</b>	<b>.383</b>	<b>151-199</b>	<b>.759</b>	<b>136-242</b>	<b>378</b>	<b>3.4</b>	<b>170/2</b>	<b>81</b>	<b>150</b>	<b>23</b>	<b>55</b>	<b>905</b>	<b>8.2</b>

## SUMMERS' 2009-10 GAME-BY-GAME STATS

Opponent	fg	3fg	ft	off-def	reb	pf	pts	ast	to	blk	stl	min
Florida Gulf Coast (11/13) *	6-12	1-4	4-4	0-4	4 1	17	1	3	0	0	0	25
Gonzaga (11/17) *	8-9	1-1	4-4	1-10	11 3	21	1	3	1	1	1	32
Toledo (11/20) *	4-9	0-0	2-3	2-4	6 2	10	1	4	1	0	0	28
Valparaiso (11/22) *	4-10	1-3	1-2	0-1	1 4	10	2	1	0	0	0	22
vs. Florida (11/27) *	4-10	0-3	5-7	2-4	6 3	13	1	4	0	0	0	30
vs. UMass (11/28) *	2-9	1-4	3-3	0-2	2 3	8	0	3	0	0	3	15
at North Carolina (12/1) *	7-17	2-6	0-0	2-0	2 2	16	0	1	0	1	0	24
Wofford (12/4) *	1-4	0-1	0-0	1-5	6 1	2	0	3	0	0	0	18
at The Citadel (12/7)	0-4	0-1	0-0	1-1	2 1	0	0	0	0	0	1	19
Oakland (12/10)	2-6	0-2	2-2	1-2	3 0	6	1	0	0	0	0	20
IPFW (12/19)	1-4	1-1	6-6	2-3	5 1	9	1	3	0	1	1	25
at Texas (12/22)	5-13	1-4	0-0	1-1	2 2	11	1	2	0	1	1	24
UT Arlington (12/30)	7-13	1-4	5-5	2-0	2 1	20	0	2	0	1	1	18
at Northwestern (1/2)	6-10	2-4	3-3	1-6	7 5	17	1	2	0	1	1	14
Wisconsin (1/6)	0-4	0-0	0-0	3-5	8 2	0	0	1	0	1	1	26
at Iowa (1/9)	1-2	1-1	0-0	1-1	2 1	3	1	2	0	0	0	25
Minnesota (1/13)	5-9	1-2	2-4	1-7	8 0	13	0	0	1	0	0	30
Illinois (1/16) *	3-10	0-3	1-2	4-5	9 2	7	0	3	0	0	0	29
Iowa (1/20) *	6-13	0-4	0-0	0-5	5 3	12	4	2	0	2	2	29
at Minnesota (1/23) *	4-9	1-4	0-0	1-2	3 1	9	1	2	0	1	0	30
at Michigan (1/26) *	4-9	0-4	2-2	3-7	10 2	10	5	2	0	0	0	34
Northwestern (1/30) *	9-13	2-4	4-7	4-6	10 3	24	2	1	0	0	0	31
at Wisconsin (2/2) *	4-8	1-3	2-2	2-1	3 1	11	2	1	0	0	0	34
at Illinois (2/6) *	5-13	1-5	0-0	0-3	3 3	11	2	0	0	0	0	31
Purdue (2/9)	0-2	0-2	2-2	2-0	2 1	2	1	1	0	0	0	16
at Penn State (2/13)	3-9	1-3	2-2	1-3	4 1	9	0	1	0	0	0	28
at Indiana (2/16)	3-5	0-1	1-2	0-1	1 5	7	0	1	0	0	0	19
Ohio State (2/21) *	6-12	1-2	3-5	1-3	4 4	16	0	1	0	0	0	30
at Purdue (2/28) *	3-8	2-2	0-0	2-2	4 1	8	0	3	0	1	1	31
Penn State (3/4) *	3-10	1-4	2-2	3-3	6 2	9	0	1	0	2	2	25
Michigan (3/7)	3-6	2-2	0-0	2-0	2 2	8	0	2	0	3	3	19
vs. Minnesota (3/12) *	1-5	1-3	1-2	2-1	3 2	4	0	2	0	0	0	24
vs. New Mexico St. (3/19) *	5-15	2-8	2-2	3-0	3 4	14	0	0	0	2	3	32
vs. Maryland (3/21) *	10-14	6-7	0-0	1-3	4 4	26	0	3	0	0	0	30
vs. Northern Iowa (3/26) *	7-15	4-9	1-2	1-6	7 3	19	2	1	0	0	0	37
vs. Tennessee (3/28) *	8-10	4-6	1-1	1-3	4 3	21	1	2	0	0	0	29



## SUMMERS' CAREER NCAA TOURNAMENT GAME-BY-GAME STATS

Team	GS	Min	FG-FGA	Pct.	3FG-3FGA	Pct.	FT-FTA	Pct.	Reb	Ast	TO	Blk	Stl	Pts
Temple (3/20/08)		10	2-2	1.000	0-0	.000	4-4	1.000	2	1	1	0	0	8
Pittsburgh (3/22/08)		7	0-1	.000	0-1	.000	0-0	.000	0	0	1	0	0	0
Memphis (3/28/08)		14	1-3	.333	0-0	.000	1-2	.500	0	1	0	0	0	3
Robert Morris (3/20/09)		17	1-4	.250	0-2	.000	1-2	.500	3	1	1	0	1	3
USC (3/22/09)		26	4-5	.800	3-4	.750	0-0	.000	8	2	2	0	1	11
Kansas (3/27/09)		26	3-4	.750	2-3	.667	1-2	.500	5	0	0	0	1	9
Louisville (3/29/09)		25	4-6	.667	2-3	.667	2-2	1.000	3	1	1	0	0	12
UConn (4/4/09)		23	4-9	.444	1-5	.200	1-1	1.000	6	1	1	0	1	10
North Carolina (4/6/09)		21	4-10	.400	2-6	.333	3-4	.750	5	2	2	1	0	13
New Mexico St. (3/19/10) *		32	5-15	.333	2-8	.250	2-2	1.000	3	0	0	0	2	14
Maryland (3/21/10)	*	30	10-14	.714	6-7	.857	0-0	.000	4	0	3	0	0	26
Northern Iowa (3/26/10)	*	37	7-15	.467	4-9	.444	1-2	.500	7	2	1	0	0	19
Tennessee (3/28/10)	*	29	8-10	.800	4-6	.667	1-1	1.000	4	1	2	0	0	21
<b>13-game Totals</b>	<b>4</b>	<b>297</b>	<b>53-98</b>	<b>.541</b>	<b>26-54</b>	<b>.481</b>	<b>17-22</b>	<b>.773</b>	<b>50</b>	<b>12</b>	<b>15</b>	<b>1</b>	<b>6</b>	<b>149</b>



## #13 • AUSTIN THORNTON

R-SOPHOMORE • GUARD • 6-5 • 220 • SAND LAKE, MICH. • CEDAR SPRINGS H.S.

\* Starting quarterback for high school football team as a sophomore and junior, but elected to concentrate on basketball as a senior.

\* Loves to play college football on the XBOX 360 in the players' lounge.

**Capsule:** Versatile wing player with ability to play or defend multiple positions ... Solid in many different aspects of the game ... Very good outside shooter ... Expected to play a larger role this season.

**2010 NCAA Tournament Highlights:** Averaging 2.3 points and 1.8 rebounds in 7.3 minutes in the 2010 NCAA Tournament ... Scored four points and grabbed two offensive rebounds while playing a season-best 12 minutes in MSU's 2010 second-round victory over Maryland ... Contributed three points and three rebounds in just four minutes in the 2010 first-round game vs. New Mexico State.

**NCAA Tournament Career Notes:** Has appeared in seven career NCAA Tournament games.

**2009-10 Notes:** Played a career-best 12 minutes vs. UMass (11/28) ... Scored four second-half points vs. Florida (11/27).

**Career Notes:** 2007 The Associated Press All-State Class B ... 2007 *Grand Rapids Press* and *Detroit Free Press* Dream Team member.

## CAREER/SEASON HIGHS

**Minutes**

**Career:** 12 - two times, last vs. Maryland (3/21/10)

**Season:** Same

**Points**

**Career:** 9 - vs. Idaho (11/16/08)

**Season:** 4 - two times, last vs. Maryland (3/21/10)

**Rebounds**

**Career:** 5 - vs. Bradley (12/7/08)

**Season:** 3 - two times, last vs. NMSU (3/19/10)

**Assists**

**Career:** 2 - two times, last vs. Oakland (12/10/09)

**Season:** Same

**Field Goals**

**Career:** 3 - vs. Idaho (11/16/08)

**Season:** 2 - vs. Florida (11/27/09)

**Field Goal Attempts**

**Career:** 5 - vs. Maryland (3/21/10)

**Season:** Same

**3-Point Field Goals**

**Career:** 3 - vs. Idaho (11/16/08)

**Season:** 1 - two times, last vs. NMSU (3/19/10)

**3-Point FG Attempts**

**Career:** 3 - three times, last vs. Alcorn State (12/13/08)

**Season:** 2 - three times, last vs. Maryland (3/21/10)

**Free Throws**

**Career:** 2 - five times, last vs. Maryland (3/21/10)

**Season:** 2 - two times, last vs. Maryland (3/21/10)

**Free Throw Attempts**

**Career:** 4 - vs. Maryland (11/27/08)

**Season:** 2 - two times, last vs. Maryland (3/21/10)

**Steals**

**Career:** 1 - seven times, last vs. Michigan (3/7/10)

**Season:** 1 - three times, last vs. Michigan (3/7/10)

**Blocks**

**Career:** 0

**Season:** 0

## THORNTON'S CAREER STATS

-3-Point-																		
Year	GP/GS	Min./Avg	FG-FGA	FG%	FG-FGA	FG%	FT-FTA	FT%	OFF-DEF	REB	AVG	PF/D	A	TO	BL	ST	PTS	AVG
2008-09	27/0	100/3.7	9-25	.360	4-17	.235	11-14	.786	4-17	21	0.8	15/0	7	6	0	4	33	1.2
2009-10	32/0	183/5.7	14-40	.350	2-10	.200	4-4	1.000	14-20	34	1.1	32/0	9	13	0	3	34	1.1
Totals	59/0	283/4.8	23-65	.354	6-27	.222	15-18	.833	18-37	55	0.9	47/0	16	19	0	7	67	1.1



**THORNTON'S 2009-10 GAME-BY-GAME STATS**

Opponent	fg	3fg	ft	off-def	reb	pf	pts	ast	to	blk	stl	min
Florida Gulf Coast (11/13)	1-4	0-2	0-0	0-1	1 3	2	1	0	0	0	0	7
Gonzaga (11/17)	-DNP-											
Toledo (11/20)	1-3	0-2	0-0	1-0	1 2	2	2	0	0	0	1	9
Valparaiso (11/22)	1-4	0-1	0-0	0-0	0 2	2	2	0	1	0	0	8
vs. Florida (11/27)	2-2	0-0	0-0	0-0	0 1	4	1	0	0	0	0	6
vs. UMass (11/28)	1-1	0-0	0-0	0-1	1 3	2	1	0	0	0	0	12
at North Carolina (12/1)	0-0	0-0	0-0	0-0	0 0	0	0	1	0	0	0	3
Wofford (12/4)	0-0	0-0	0-0	0-1	1 1	0	1	2	0	0	0	7
at The Citadel (12/7)	1-1	0-0	0-0	2-0	2 2	2	0	0	0	0	0	2
Oakland (12/10)	0-2	0-1	0-0	1-1	2 2	0	2	1	0	0	0	10
IPFW (12/19)	1-1	1-1	2-2	1-1	2 2	5	0	0	0	0	0	9
at Texas (12/22)	0-0	0-0	0-0	0-0	0 0	0	0	0	0	0	0	0+
UT Arlington (12/30)	0-1	0-0	0-0	0-3	3 1	0	0	2	0	0	0	5
at Northwestern (1/2)	0-1	0-0	0-0	0-1	1 0	0	0	0	0	0	0	4
Wisconsin (1/6)	0-0	0-0	0-0	0-0	0 1	0	0	0	0	0	0	5
at Iowa (1/9)	0-0	0-0	0-0	0-2	2 1	0	0	0	0	0	0	8
Minnesota (1/13)	-DNP-											
Illinois (1/16)	0-0	0-0	0-0	0-0	0 0	0	0	1	0	0	0	1
Iowa (1/20)	0-2	0-0	0-0	0-0	0 0	0	0	1	0	0	0	5
at Minnesota (1/23)	-DNP-											
at Michigan (1/26)	0-1	0-0	0-0	0-1	1 1	0	0	0	0	0	0	5
Northwestern (1/30)	0-1	0-0	0-0	1-0	1 0	0	0	1	0	0	0	1
at Wisconsin (2/2)	0-2	0-0	0-0	0-0	0 0	0	0	0	0	0	0	2
at Illinois (2/6)	1-1	0-0	0-0	2-1	3 0	2	0	1	0	0	0	4
Purdue (2/9)	0-0	0-0	0-0	1-1	2 0	0	0	0	0	0	0	7
at Penn State (2/13)	0-0	0-0	0-0	0-0	0 1	0	0	0	0	0	0	4
at Indiana (2/16)	1-1	0-0	0-0	0-1	1 0	2	0	0	0	0	0	4
Ohio State (2/21)	-DNP-											
at Purdue (2/28)	0-1	0-0	0-0	2-0	2 2	0	0	0	0	0	1	5
Penn State (3/4)	1-1	0-0	0-0	0-0	0 1	2	0	0	0	0	0	8
Michigan (3/7)	0-1	0-0	0-0	0-1	1 0	0	1	1	0	1	0	7
vs. Minnesota (3/12)	0-0	0-0	0-0	0-0	0 1	0	0	0	0	0	0	6
vs. New Mexico St. (3/19)	1-2	1-1	0-0	1-2	3 1	3	0	0	0	0	0	4
vs. Maryland (3/21)	1-5	0-2	2-2	2-0	2 0	4	0	1	0	0	0	12
vs. Northern Iowa (3/26)	0-1	0-0	0-0	0-2	2 0	0	0	0	0	0	0	8
vs. Tennessee (3/28)	1-1	0-0	0-0	0-0	0 4	2	0	0	0	0	0	5


**THORNTON'S CAREER NCAA TOURNAMENT GAME-BY-GAME STATS**

Team	GS	Min	FG-FGA	Pct.	3FG-3FGA	Pct.	FT-FTA	Pct.	Reb	Ast	TO	Blk	Stl	Pts
Robert Morris (3/20/09)	3	0-0	.000	0-0	.000	0-0	.000	0	0	0	0	0	0	0
Louisville (3/29/09)	1	0-0	.000	0-0	.000	0-0	.000	0	0	1	0	0	0	0
North Carolina (4/6/09)	3	0-1	.000	0-0	.000	2-2	1.000	3	0	0	0	0	0	2
New Mexico St. (3/19/10)	4	1-2	.500	1-1	1.000	0-0	.000	3	0	0	0	0	0	3
Maryland (3/21/10)	12	1-5	.200	0-2	.000	2-2	1.000	2	0	1	0	0	0	4
Northern Iowa (3/26/10)	8	0-1	.000	0-0	.000	0-0	.000	2	0	0	0	0	0	0
Tennessee (3/28/10)	5	1-1	1.000	0-0	.000	0-0	.000	0	0	0	0	0	0	2
<b>7-game Totals</b>	<b>36</b>	<b>3-10</b>	<b>.300</b>	<b>1-3</b>	<b>.333</b>	<b>4-4</b>	<b>1.000</b>	<b>10</b>	<b>0</b>	<b>2</b>	<b>0</b>	<b>0</b>	<b>0</b>	<b>11</b>

# 2009-10 STATISTICS

## SEASON BOX SCORE

**OVERALL RECORD: 28-8 (HOME: 15-2; AWAY: 8-4; NEUTRAL: 5-2)**

##	Player	GP	GS	Total			3-PTS			Rebounds										
				Min	Avg	FG FGA Pct	3FG FGA Pct	FT FTA Pct	Off	Def	Tot	Avg	PF	FO	A	TO	Blk	Stl	Pts	Avg
01	Lucas, Kalin	33	31	1027	31.1	165 364 .453	35 99 .354	125 162 .772	22	40	62	1.9	49	0	131	80	2	40	490	14.8
02	Morgan, Raymar	35	32	956	27.3	152 284 .535	5 16 .313	94 138 .681	76	141	217	6.2	103	4	62	68	24	37	403	11.5
15	Summers, Durrell	36	23	933	25.9	150 331 .453	42 117 .359	61 76 .803	54	110	164	4.6	79	2	31	63	3	25	403	11.2
23	Green, Draymond	36	3	916	25.4	135 256 .527	2 15 .133	82 120 .683	81	199	280	7.8	106	1	111	61	32	44	354	9.8
03	Allen, Chris	35	27	901	25.7	105 244 .430	53 133 .398	33 45 .733	32	69	101	2.9	59	0	73	49	3	16	296	8.5
10	Roe, Delvon	36	29	740	20.6	81 145 .559	0 0 .000	72 109 .661	67	114	181	5.0	93	4	41	47	34	31	234	6.5
34	Lucious, Korie	35	5	787	22.5	67 199 .337	41 133 .308	14 19 .737	11	48	59	1.7	46	0	114	63	5	26	189	5.4
50	Nix, Derrick	35	15	274	7.8	35 69 .507	0 0 .000	13 48 .271	33	42	75	2.1	20	0	8	13	6	7	83	2.4
41	Sherman, Garrick	35	12	251	7.2	30 51 .588	0 0 .000	5 9 .556	18	38	56	1.6	36	0	3	17	5	4	65	1.9
40	Herzog, Tom	15	0	55	3.7	9 11 .818	0 0 .000	2 4 .500	9	9	18	1.2	8	0	0	6	3	2	20	1.3
22	Dahlman, Isaiah	22	3	88	4.0	12 20 .600	3 8 .375	2 2 1.000	2	7	9	0.4	6	0	3	3	0	2	29	1.3
13	Thornton, Austin	32	0	183	5.7	14 40 .350	2 10 .200	4 4 1.000	14	20	34	1.1	32	0	9	13	0	3	34	1.1
20	Kebler, Mike	24	0	96	4.0	1 9 .111	0 1 .000	6 10 .600	2	7	9	0.4	8	0	8	6	1	2	8	0.3
05	Sims, Dion	1	0	1	1.0	0 1 .000	0 0 .000	0 0 .000	0	0	0	0.0	0	0	0	0	0	0	0	0.0
25	Crandell, Jon	12	0	17	1.4	0 2 .000	0 0 .000	0 0 .000	0	2	2	0.2	0	0	1	1	1	0	0	0.0
TM Team.....									58	65	123	3.4	0		8				0	
Total.....		36				956 2026 .472	183 532 .344	513 746 .688	479	911	1390	38.6	645	11	595	498	119	239	2608	72.4
Opponents.....		36				814 1994 .408	243 734 .331	438 618 .709	362	715	1077	29.9	634	-	457	451	92	231	2309	64.1

<b>SCORE BY PERIODS:</b>	<b>1st</b>	<b>2nd</b>	<b>OT</b>	<b>Total</b>
Michigan State	1258	1338	12	2608
Opponents	1130	1162	17	2309

<b>DEADBALL REBOUNDS:</b>	<b>OFF</b>	<b>DEF</b>	<b>Total</b>
Michigan State	105	10	115
Opponents	76	5	81

<b>Team Statistics</b>	<b>MSU</b>	<b>OPP</b>
<b>SCORING</b>	<b>2608</b>	<b>2309</b>
Points per game	72.4	64.1
Scoring margin	+8.3	-

<b>FIELD GOALS-ATT</b>	<b>956-2026</b>	<b>814-1994</b>
Field goal pct	.472	.408
<b>3 POINT FG-ATT</b>	<b>183-532</b>	<b>243-734</b>
3-point FG pct	.344	.331
3-pt FG made per game	5.1	6.8
<b>FREE THROWS-ATT</b>	<b>513-746</b>	<b>438-618</b>
Free throw pct	.688	.709
F-Throws made per game	14.3	12.2

<b>REBOUNDS</b>	<b>1390</b>	<b>1077</b>
Rebounds per game	38.6	29.9
Rebounding margin	+8.7	-

<b>ASSISTS</b>	<b>595</b>	<b>457</b>
Assists per game	16.5	12.7

<b>TURNOVERS</b>	<b>498</b>	<b>451</b>
Turnovers per game	13.8	12.5
Turnover margin	-1.3	-
Assist/turnover ratio	1.2	1.0

<b>STEALS</b>	<b>239</b>	<b>231</b>
Steals per game	6.6	6.4

<b>BLOCKS</b>	<b>119</b>	<b>92</b>
Blocks per game	3.3	2.6

<b>WINNING STREAK</b>	<b>4</b>	<b>-</b>
Home win streak	2	-

<b>ATTENDANCE</b>	<b>250903</b>	<b>267582</b>
Home games-Avg/Game	17-14759	12-13980
Neutral site-Avg/Game	-	7-14261

## Michigan State Starting Lineups

Opponent	Guard	Guard	G/F	Forward	Center	Record w/
<b>Florida Gulf Coast</b>	<b>Lucas</b>	<b>Summers</b>	<b>Allen</b>	<b>Green</b>	<b>Sherman</b>	<b>1-0</b>
<b>Gonzaga</b>	<b>Lucas</b>	<b>Summers</b>	<b>Allen</b>	<b>Roe</b>	<b>Sherman</b>	<b>1-0</b>
<b>Toledo</b>	<b>Lucas</b>	<b>Summers</b>	<b>Allen</b>	<b>Roe</b>	<b>Green</b>	<b>1-0</b>
<b>Valparaiso</b>	<b>Lucas</b>	<b>Summers</b>	<b>Allen</b>	<b>Morgan</b>	<b>Sherman</b>	<b>1-0</b>
vs. Florida	Lucas	Summers	Morgan	Roe	Sherman	0-1
vs. UMass	Lucas	Summers	Morgan	Roe	Sherman	1-1
at North Carolina	Lucas	Summers	Morgan	Roe	Sherman	1-2
<b>Wofford</b>	<b>Lucas</b>	<b>Summers</b>	<b>Dahlman</b>	<b>Morgan</b>	<b>Roe</b>	<b>1-0</b>
at The Citadel	Lucas	Allen	Morgan	Roe	Sherman	1-0
<b>Oakland</b>	<b>Lucas</b>	<b>Lucious</b>	<b>Morgan</b>	<b>Green</b>	<b>Roe</b>	<b>1-0</b>
<b>IPFW</b>	<b>Lucas</b>	<b>Allen</b>	<b>Morgan</b>	<b>Roe</b>	<b>Sherman</b>	<b>2-0</b>
at Texas	Lucas	Allen	Morgan	Roe	Sherman	2-1
<b>UT Arlington</b>	<b>Lucious</b>	<b>Allen</b>	<b>Morgan</b>	<b>Roe</b>	<b>Sherman</b>	<b>1-0</b>
at Northwestern	Lucas	Allen	Morgan	Roe	Sherman	3-1
<b>Wisconsin</b>	<b>Lucas</b>	<b>Allen</b>	<b>Morgan</b>	<b>Roe</b>	<b>Nix</b>	<b>1-0</b>
at Iowa	Lucas	Allen	Morgan	Roe	Nix	2-0
<b>Minnesota</b>	<b>Lucas</b>	<b>Allen</b>	<b>Morgan</b>	<b>Roe</b>	<b>Nix</b>	<b>3-0</b>
<b>Illinois</b>	<b>Lucas</b>	<b>Allen</b>	<b>Summers</b>	<b>Roe</b>	<b>Nix</b>	<b>1-0</b>
<b>Iowa</b>	<b>Lucas</b>	<b>Allen</b>	<b>Summers</b>	<b>Morgan</b>	<b>Roe</b>	<b>1-0</b>
at Minnesota	Lucas	Allen	Morgan	Roe	Sherman	4-1
at Michigan	Lucas	Allen	Summers	Morgan	Roe	2-0
<b>Northwestern</b>	<b>Lucas</b>	<b>Allen</b>	<b>Summers</b>	<b>Morgan</b>	<b>Roe</b>	<b>3-0</b>
at Wisconsin	Lucas	Allen	Summers	Morgan	Roe	3-1
at Illinois	Allen	Summers	Morgan	Roe	Nix	0-1
<b>Purdue</b>	<b>Lucious</b>	<b>Allen</b>	<b>Summers</b>	<b>Morgan</b>	<b>Roe</b>	<b>0-1</b>
at Penn State	Lucas	Allen	Morgan	Roe	Nix	4-0
at Indiana	Lucas	Allen	Morgan	Roe	Nix	5-0
<b>Ohio State</b>	<b>Lucas</b>	<b>Allen</b>	<b>Summers</b>	<b>Morgan</b>	<b>Roe</b>	<b>3-2</b>
at Purdue	Lucas	Allen	Summers	Morgan	Nix	1-0
<b>Penn State</b>	<b>Lucas</b>	<b>Allen</b>	<b>Summers</b>	<b>Morgan</b>	<b>Nix</b>	<b>2-0</b>
<b>Michigan</b>	<b>Lucas</b>	<b>Allen</b>	<b>Dahlman</b>	<b>Morgan</b>	<b>Nix</b>	<b>1-0</b>
vs. Minnesota	Lucas	Summers	Dahlman	Morgan	Nix	0-1
vs. New Mex. St.	Lucas	Allen	Summers	Morgan	Nix	3-0
vs. Maryland	Lucas	Summers	Morgan	Roe	Nix	1-0
vs. Northern Iowa	Lucious	Summers	Morgan	Roe	Nix	1-0
vs. Tennessee	Lucious	Summers	Morgan	Roe	Nix	2-0

**Players with 1st Career Starts This Season:** Draymond Green vs. Florida Gulf Coast  
Garrick Sherman vs. Florida Gulf Coast  
Derrick Nix vs. Wisconsin

# 2009-10 STATISTICS - BIG TEN GAMES ONLY

## SEASON BOX SCORE

**BIG TEN RECORD: 14-4 (HOME: 7-2; AWAY: 7-2)**

##	Player	GP	GS	Total			3-PTS			Rebounds										Pts	Avg
				Min	Avg	FG FGA Pct	3FG FGA Pct	FT FTA Pct	Off	Def	Tot	Avg	PF	FO	A	TO	Blk	Stl			
01	Lucas, Kalin	17	16	544	32.0	80 189 .423	14 47 .298	65 81 .802	13	24	37	2.2	28	0	64	42	2	17	239	14.1	
02	Morgan, Raymar	18	17	500	27.8	83 148 .561	3 8 .375	42 63 .667	41	78	119	6.6	51	1	27	36	12	16	211	11.7	
15	Summers, Durrell	18	10	481	26.7	68 152 .447	16 50 .320	24 33 .727	31	60	91	5.1	39	2	19	26	1	13	176	9.8	
23	Green, Draymond	18	0	463	25.7	67 132 .508	1 8 .125	34 54 .630	47	90	137	7.6	49	0	53	27	16	19	169	9.4	
03	Allen, Chris	18	18	518	28.8	51 127 .402	28 65 .431	14 17 .824	16	47	63	3.5	31	0	39	26	2	10	144	8.0	
10	Roe, Delvon	18	15	338	18.8	37 70 .529	0 0 .000	38 55 .691	23	42	65	3.6	43	1	20	24	10	14	112	6.2	
34	Lucious, Korie	17	1	368	21.6	25 87 .287	14 59 .237	5 7 .714	6	24	30	1.8	23	0	44	31	2	10	69	4.1	
50	Nix, Derrick	17	10	119	7.0	14 30 .467	0 0 .000	5 13 .385	10	20	30	1.8	12	0	4	5	1	2	33	1.9	
41	Sherman, Garrick	17	2	110	6.5	10 16 .625	0 0 .000	3 5 .600	4	15	19	1.1	21	0	0	11	4	2	23	1.4	
22	Dahlman, Isaiah	10	1	28	2.8	3 5 .600	0 0 .000	0 0 .000	2	2	4	0.4	3	0	0	1	0	2	6	0.6	
40	Herzog, Tom	7	0	15	2.1	1 1 1.000	0 0 .000	2 2 1.000	2	3	5	0.7	1	0	0	2	0	0	4	0.6	
13	Thornton, Austin	15	0	70	4.7	3 12 .250	0 0 .000	0 0 .000	6	8	14	0.9	7	0	1	5	0	2	6	0.4	
20	Kebler, Mike	12	0	40	3.3	0 3 .000	0 0 .000	2 2 1.000	0	2	2	0.2	3	0	4	1	0	1	2	0.2	
05	Sims, Dion	1	0	1	1.0	0 1 .000	0 0 .000	0 0 .000	0	0	0	0.0	0	0	0	0	0	0	0	0.0	
25	Crandell, Jon	4	0	5	1.3	0 2 .000	0 0 .000	0 0 .000	0	0	0	0.0	0	0	0	0	1	0	0	0.0	
TM Team.....									27	29	56	3.1	0		5				0		
Total.....		18				442 975 .453	76 237 .321	234 332 .705	228 444 672 37.3	311 4 275 242 51 108			1194 66.3								
Opponents.....		18				391 952 .411	119 369 .322	202 275 .735	161 355 516 28.7	301 - 234 212 50 107			1103 61.3								

<b>SCORE BY PERIODS:</b>	<b>1st</b>	<b>2nd</b>	<b>Total</b>
Michigan State	561	633	1194
Opponents	528	575	1103

<b>DEADBALL REBOUNDS:</b>	<b>OFF</b>	<b>DEF</b>	<b>Total</b>
Michigan State	44	5	49
Opponents	25	3	28

<b>Team Statistics</b>	<b>MSU</b>	<b>OPP</b>
<b>SCORING</b>	<b>1194</b>	<b>1103</b>
Points per game	66.3	61.3
Scoring margin	+5.1	-

<b>FIELD GOALS-ATT</b>	<b>442-975</b>	<b>391-952</b>
Field goal pct	.453	.411
<b>3 POINT FG-ATT</b>	<b>76-237</b>	<b>119-369</b>
3-point FG pct	.321	.322
3-pt FG made per game	4.2	6.6
<b>FREE THROWS-ATT</b>	<b>234-332</b>	<b>202-275</b>
Free throw pct	.705	.735
F-Throws made per game	13.0	11.2

<b>REBOUNDS</b>	<b>672</b>	<b>516</b>
Rebounds per game	37.3	28.7
Rebounding margin	+8.7	-

<b>ASSISTS</b>	<b>275</b>	<b>234</b>
Assists per game	15.3	13.0

<b>TURNOVERS</b>	<b>242</b>	<b>212</b>
Turnovers per game	13.4	11.8

Turnover margin	-1.7	-
Assist/turnover ratio	1.1	1.1

<b>STEALS</b>	<b>108</b>	<b>107</b>
Steals per game	6.0	5.9

<b>BLOCKS</b>	<b>51</b>	<b>50</b>
Blocks per game	2.8	2.8

<b>WINNING STREAK</b>	<b>3</b>	<b>-</b>
Home win streak	2	-

<b>ATTENDANCE</b>	<b>132831</b>	<b>124480</b>
Home games-Avg/Game	9-14759	9-13831
Neutral site-Avg/Game	-	0-0

## Michigan State Largest Lead/Deficit

Opponent	Largest Lead	Largest Deficit	Final Score
<b>Florida Gulf Coast</b>	<b>44 (94-50, 2:06-2nd)</b>	<b>4 (0-4, 18:59-1st)</b>	<b>W, 97-58</b>
<b>Gonzaga</b>	<b>4 (71-67, 2:08-2nd)</b>	<b>13 (10-23, 7:54-1st)</b>	<b>W, 75-71</b>
<b>Toledo</b>	<b>20 (54-34, 11:20-2nd)</b>	<b>3 (5-8, 16:32-1st)</b>	<b>W, 75-62</b>
<b>Valparaiso</b>	<b>32 (90-58, 1:17-2nd)</b>	-----	<b>W, 90-60</b>
vs. Florida	7 (50-43, 13:47-2nd)	7 (2-9, 15:51-1st)	L, 74-77
vs. UMass	46 (106-60, 2:14-2nd)	6 (2-8, 17:36-1st)	W, 106-68
at North Carolina	1 (17-16, 13:06-1st)	19 (34-53, 19:36-2nd)	L, 82-89
<b>Wofford</b>	<b>18 (68-50, 3:29-2nd)</b>	<b>5 (4-9, 15:58-1st)</b>	<b>W, 72-60</b>
at The Citadel	13 (67-54, 2:45-2nd)	5 (11-16, 14:12-1st)	W, 69-56
<b>Oakland</b>	<b>35 (88-53, :36-2nd)</b>	-----	<b>W, 88-57</b>
<b>IPFW</b>	<b>22 (80-58, :47-2nd)</b>	-----	<b>W, 80-58</b>
at Texas	8 (31-23, 5:34-1st)	12 (67-79, :47-2nd)	L, 68-79
<b>UT Arlington</b>	<b>25 (85-60, 3:24-2nd)</b>	-----	<b>W, 87-68</b>
at Northwestern	26 (87-61, 3:31-2nd)	4 (21-25, 7:08-1st)	W, 91-70
<b>Wisconsin</b>	<b>8 (15-7, 7:47, 1st)</b>	-----	<b>W, 54-47</b>
at Iowa	24 (63-39, 7:09-2nd)	4 (2-6, 18:21-1st)	W, 71-53
<b>Minnesota</b>	<b>11 (38-27, 17:40-2nd)</b>	<b>4 (15-19, 6:18-1st)</b>	<b>W, 60-53</b>
<b>Illinois</b>	<b>23 (64-41, 8:07-2nd)</b>	<b>6 (13-19, 10:01-1st)</b>	<b>W, 73-63</b>
<b>Iowa</b>	<b>19 (55-36, 11:09-2nd)</b>	<b>5 (10-15, 12:17-1st)</b>	<b>W, 70-63</b>
at Minnesota	3 (65-62, 1:27-2nd)	13 (26-39, 18:49-2nd)	W, 65-64
at Michigan	5 (42-37, 11:38-2nd)	7 (16-23, 6:29-1st)	W, 57-56
<b>Northwestern</b>	<b>16 (48-32, 12:47-2nd)</b>	<b>2 (17-19, 9:40-1st)</b>	<b>W, 79-70</b>
at Wisconsin	1 (1-0, 18:31-1st)	18 (42-60, 5:07-2nd)	L, 49-67
at Illinois	2 (2-0, 19:33-1st)	10 (4-14, 16:32-1st)	L, 73-78
<b>Purdue</b>	<b>3 (16-13, 13:16-1st)</b>	<b>18 (33-51, 17:27-2nd)</b>	<b>L, 76-64</b>
at Penn State	13 (64-51, 1:24-1st)	2 (44-46, 12:24-2nd)	W, 65-54
at Indiana	18 (68-50, 4:42-2nd)	2 (0-2, 19:22-1st)	W, 72-58
<b>Ohio State</b>	<b>6 (10-4, 15:42-1st)</b>	<b>14 (32-46, 16:01-2nd)</b>	<b>L, 67-74</b>
Purdue	9 (53-44, 0:50-2nd)	4 (24-28, 2:32-1st)	W, 53-44
<b>Penn State</b>	<b>11 (20-9, 9:17-1st)</b>	<b>2 (60-62, 2:32-2nd)</b>	<b>W, 67-65</b>
<b>Michigan</b>	<b>29 (49-20, 13:44-2nd)</b>	-----	<b>W, 64-48</b>
vs. Minnesota	4 (12-8, 13:17-1st)	10 (40-50, 8:20-2nd)	L, 72-67 OT
vs. New Mexico State	16 (35-19, 5:14-1st)	2 (2-0, 19:22-1st)	W, 70-67
vs. Maryland	16 (67-51, 12:06-2nd)	1 (83-82, 0:06-2nd)	W, 85-83
vs. Northern Iowa	7 (59-52, 0:13-2nd)	7 (7-0, 17:00-1st)	W, 59-52
vs. Tennessee	8 (59-51, 11:42-2nd)	6 (28-22, 9:17-1st)	W, 70-69



# 2009-10 STATISTICS - NCAA TOURNAMENT ONLY

## SEASON BOX SCORE

**NCAA TOURNAMENT RECORD: 4-0**

##	Player	GP	GS	Total			3-PTS			Rebounds												Pts	Avg
				Min	Avg	FG FGA Pct	3FG FGA Pct	FT FTA Pct	Off	Def	Tot	Avg	PF	FO	A	TO	Blk	Stl					
15	Summers, Durrell	4	4	128	32.0	30 54 .556	16 30 .533	4 5 .800	6	12	18	4.5	14	0	3	6	0	2	80	20.0			
01	Lucas, Kalin	2	2	52	26.0	8 15 .533	3 6 .500	10 14 .714	1	1	2	1.0	1	0	10	3	0	2	29	14.5			
02	Morgan, Raymar	4	4	120	30.0	16 33 .485	1 2 .500	15 18 .833	10	16	26	6.5	11	1	7	14	5	4	48	12.0			
34	Lucious, Korie	4	2	117	29.3	11 32 .344	7 22 .318	5 8 .625	3	8	11	2.8	8	0	12	9	1	9	34	8.5			
23	Green, Draymond	4	0	102	25.5	10 25 .400	0 2 .000	12 15 .800	2	24	26	6.5	13	0	14	6	7	2	32	8.0			
10	Roe, Delvon	4	3	91	22.8	6 11 .545	0 0 .000	8 11 .727	5	11	16	4.0	10	0	7	4	5	4	20	5.0			
03	Allen, Chris	4	1	81	20.3	4 13 .308	2 8 .250	4 8 .500	2	1	3	0.8	9	0	8	2	1	0	14	3.5			
50	Nix, Derrick	4	4	36	9.0	4 10 .400	0 0 .000	4 6 .667	6	3	9	2.3	3	0	0	2	0	0	12	3.0			
13	Thornton, Austin	4	0	29	7.3	3 9 .333	1 3 .333	2 2 1.000	3	4	7	1.8	5	0	0	1	0	0	9	2.3			
41	Sherman, Garrick	4	0	26	6.5	3 5 .600	0 0 .000	0 0 .000	1	7	8	2.0	6	0	0	1	1	1	6	1.5			
22	Dahlman, Isaiah	1	0	0	0.0	0 0 .000	0 0 .000	0 0 .000	0	1	1	1.0	0	0	0	0	0	0	0	0.0			
20	Kebler, Mike	4	0	18	4.5	0 0 .000	0 0 .000	0 0 .000	0	0	0	0.0	0	0	0	0	0	0	0	0.0			
TM Team.....									7	7	14	3.5	0		1				0				
Total.....		4				95 207 .459	30 73 .411	64 87 .736	46	95	141	35.2	80	1	61	49	20	24	284	71.0			
Opponents.....		4				93 214 .435	28 72 .389	57 84 .679	39	78	117	29.3	65	-	43	37	9	27	271	67.8			

### SCORE BY PERIODS:

	1st	2nd	Total
Michigan State	151	133	284
Opponents	138	133	271

### DEADBALL REBOUNDS: OFF DEF Total

	OFF	DEF	Total
Michigan State	10	3	13
Opponents	11	1	12

### Team Statistics MSU OPP

SCORING	MSU	OPP
Points per game	284	271
Scoring margin	71.0	67.8
	+3.3	-

### FIELD GOALS-ATT 95-207 93-214

Field goal pct	.459	.435
3 POINT FG-ATT	30-73	28-72
3-point FG pct	.411	.389
3-pt FG made per game	7.5	7.0
FREE THROWS-ATT	64-87	57-84
Free throw pct	.736	.679
F-Throws made per game	16.0	14.3

### REBOUNDS 141 117

Rebounds per game	35.2	29.3
Rebounding margin	+6.0	-

### ASSISTS 61 43

Assists per game	15.3	10.8
------------------	------	------

### TURNOVERS 49 37

Turnovers per game	12.3	9.3
--------------------	------	-----

### Assist/turnover ratio 1.2 1.2

### STEALS 24 27

Steals per game	6.0	6.8
-----------------	-----	-----

### BLOCKS 20 9

Blocks per game	5.0	2.3
-----------------	-----	-----

### WINNING STREAK 4 -

Home win streak	0	-
-----------------	---	---

### ATTENDANCE 0 73485

Home games-Avg/Game	0-0	0-0
Neutral site-Avg/Game	-	4-18371

## 2009-10 MICHIGAN STATE FIRSTS

Opponent	First Points	How	Time	First Sub	Time
Florida Gulf Coast	Durrell Summers	Dunk	18:27	Delvon Roe	16:16
Gonzaga	Durrell Summers	Jumper	19:52	Raymar Morgan	18:04
Toledo	Durrell Summers	Dunk	19:56	Derrick Nix	15:57
Valparaiso	Kalin Lucas	3-Pointer	19:44	D. Roe/D. Green	17:57
vs. Florida	Delvon Roe	Layup	17:35	Korie Lucious	18:23
vs. UMass	Durrell Summers	Free Throw	19:52	D. Green/C. Allen	17:07
at North Carolina	Delvon Roe	Dunk	18:26	Draymond Green	17:01
Wofford	Delvon Roe	Jumper	18:37	D. Green/C. Allen	15:58
at The Citadel	Raymar Morgan	Jumper	18:37	Draymond Green	17:24
Oakland	Kalin Lucas	Free Throw	18:02	G. Sherman/A. Thornton	16:59
IPFW	Garrick Sherman	Layup	18:55	Draymond Green	17:05
at Texas	Chris Allen	3-Pointer	17:50	D. Green/D. Summers	17:21
UT Arlington	Chris Allen	3-Pointer	19:14	D. Green/D. Summers	16:35
at Northwestern	Raymar Morgan	Jumper	19:18	D. Green/D. Summers	15:44
Wisconsin	Chris Allen	Jumper	18:19	Draymond Green	17:36
at Iowa	Derrick Nix	Layup	18:46	D. Green/D. Summers	15:21
Minnesota	Chris Allen	Free Throw	19:49	D. Green/D. Summers	17:03
Illinois	Delvon Roe	Free Throw	19:02	Green/Morgan/Lucious	17:41
Iowa	Durrell Summers	Layup	19:29	D. Green/K. Lucious	16:28
at Minnesota	Kalin Lucas	3-Pointer	14:57	Draymond Green	18:37
at Michigan	Raymar Morgan	Layup	18:45	Draymond Green	17:31
Northwestern	Kalin Lucas	Dunk	19:55	D. Green/K. Lucious	14:10
at Wisconsin	Raymar Morgan	Free Throw	18:31	D. Green/K. Lucious	16:08
at Illinois	Raymar Morgan	Layup	19:33	Draymond Green	17:02
Purdue	Chris Allen	3-Pointer	18:57	Green/Lucas/Nix/Thornton	14:24
at Penn State	Kalin Lucas	Jumper	19:15	Green/Summers/Sherman	15:55
at Indiana	Derrick Nix	Layup	19:02	Draymond Green	16:55
Ohio State	Durrell Summers	Jumper	18:57	D. Green/G. Sherman	15:42
at Purdue	Derrick Nix	Layup	19:04	Draymond Green	17:46
Penn State	Raymar Morgan	Layup	18:57	Roe/Lucious/Green	15:34
Michigan	Derrick Nix	Layup	19:35	Draymond Green	17:11
Minnesota	Raymar Morgan	Free Throw	19:34	D. Green/K. Lucious	16:05
New Mexico State	Derrick Nix	Free Throw	18:11	D. Green/D. Roe	17:18
Maryland	Derrick Nix	Layup	19:41	Draymond Green	17:01
Northland Iowa	Korie Lucious	3-Pointer	16:39	Draymond Green	17:26
Tennessee	Durrell Summers	Jumper	19:08	Allen/Green/Kebler/Sherman	14:48

# 2009-10 RESULTS

**OVERALL RECORD: 28-8 (HOME: 15-2; AWAY: 8-4; NEUTRAL: 5-2)**

Date	Opponent	Result	Attend.	Points Leader	Rebounds Leader	Assists Leader
11/13	Florida Gulf Coast (2/-)	W, 97-58	14,759	Lucas (21)	Nix (14)	Lucious (8)
11/17	Gonzaga (2/-)	W, 75-71	14,759	Summers (21)	Summers (11)	Lucas (5)
11/20	Toledo (2/-)	W, 75-62	14,759	Green (15)	Roe (11)	Lucas (6)
11/22	Valparaiso (2/-)	W, 90-60	14,759	Allen (22)	Roe (17)	Lucious (9)
11/27	\$ vs. Florida (2/-)	L, 74-77	5,154	Lucas (20)	Green (11)	Morgan (5)
11/28	\$ vs. UMass (2/-)	W, 106-68	3,626	Allen (18)	Green (7)	Green/Lucas (6)
12/1	at North Carolina (9/10)	L, 82-89	21,346	Morgan (18)	Roe (10)	Lucious (5)
12/4	Wofford (9/-)	W, 72-60	14,759	Morgan (19)	Morgan (11)	Lucas (9)
12/7	at The Citadel (12/-)	W, 69-56	5,194	Lucas (17)	Morgan (10)	Lucas (6)
12/10	Oakland (12/-)	W, 88-57	14,759	Lucas/Green (19)	Green (12)	Lucas/Lucious (4)
12/19	IPFW (12/-)	W, 80-58	14,759	Morgan/Roe (14)	Roe/Green (8)	Green (6)
12/22	at Texas (9/2)	L, 68-79	16,734	Allen (12)	Green (7)	Green (4)
12/30	UT Arlington (11/-)	W, 87-68	14,759	Summers (20)	Roe (8)	Green (7)
1/2	at Northwestern (11/25)	W, 91-70	8,117	Lucas (21)	Summers (7)	Allen (6)
1/6	* Wisconsin (10/17)	W, 54-47	14,759	Allen (16)	Summers (8)	Green/Lucious (3)
1/9	* at Iowa (10/-)	W, 71-53	9,924	Green/Lucas (14)	Green (11)	Lucious (5)
1/13	* Minnesota (7/-)	W, 60-53	14,759	Lucas (14)	Summers (8)	Lucas/Allen (5)
1/16	* Illinois (7/-)	W, 73-63	14,759	Lucas (20)	Morgan (10)	Four tied with 4
1/20	* Iowa (6/-)	W, 70-63	14,759	Morgan (16)	Green (11)	Lucas (6)
1/23	* at Minnesota (6/-)	W, 65-64	14,625	Lucas (22)	Green (8)	Lucas (5)
1/26	* at Michigan (5/-)	W, 57-56	13,751	Morgan (20)	Summers (10)	Summers (5)
1/30	* Northwestern (5/-)	W, 79-70	14,759	Summers (24)	Green (11)	Four tied with 4
2/2	* at Wisconsin (5/16)	L, 49-67	17,230	Summers (11)	Morgan (10)	Lucious (5)
2/6	* at Illinois (5/-)	L, 73-78	16,618	Green (17)	Green (16)	Three tied with 3
2/9	* Purdue (10/6)	L, 64-76	14,759	Allen (21)	Green (7)	Three tied with 3
2/13	* at Penn State (10/-)	W, 65-54	14,017	Lucas (24)	Green (8)	Lucas (6)
2/16	* at Indiana (11/-)	W, 72-58	16,075	Green (14)	Three tied with 4	Roe (5)
2/21	* Ohio State (11/9)	L, 67-74	14,759	Summers (16)	Morgan (14)	Lucas (8)
2/28	* at Purdue (14/3)	W, 53-44	14,123	Morgan (16)	Morgan/Green (11)	Three tied with 2
3/4	* Penn State (11/-)	W, 67-65	14,759	Morgan (16)	Green (9)	Three tied with 4
3/7	* Michigan (11/-)	W, 64-48	14,759	Morgan (22)	Morgan (10)	Allen/Green (3)
3/12	vs. Minnesota (11/-)	L, 67-78	17,563	Morgan (23)	Green (11)	Lucas (4)
3/19	vs. New Mexico State (13/-)	W, 70-67	10,851	Lucas (25)	Green (12)	Allen (5)
3/21	vs. Maryland (13/20)	W, 85-83	11,015	Summers (26)	Morgan (9)	Lucas (6)
3/26	vs. Northern Iowa (13/-)	W, 59-52	26,377	Summers (19)	Summers (7)	Green/Lucious (4)
3/28	vs. Tennessee (13/15)	W, 70-69	25,242	Summers (21)	Morgan (10)	Lucious (4)

Associated Press rankings in parentheses (MSU/Opp.)

\* - indicates Big Ten Conference game

\$ - Legends Classic (Atlantic City, N.J.)

Attendance Summary	Totals	Avg./Game
HOME (17 games)	250,903	14,759
AWAY (12 games)	167,754	13,980
NEUTRAL (7 games)	99,828	14,261
TOTAL (36 games)	518,485	14,402

# TEAM SUPERLATIVES

<b>MICHIGAN STATE</b>	<b>HIGH</b>	<b>LOW</b>
<b>Points</b>	106 vs. UMass (11/28/09)	49 at Wisconsin (2/2/10)
<b>First-Half Points</b>	55 vs. UMass (11/28/09)	22 vs. No. Iowa (3/26/10)/vs. WISCONSIN (1/6/10)
<b>Second-Half Points</b>	53 vs. FLORIDA GULF COAST (11/13/09)	26 at Wisconsin (2/2/10)
<b>Winning Margin</b>	39 vs. FLORIDA GULF COAST (11/13/09)	1 Three times: MR - vs. Tennessee (3/28/10)
<b>Field Goals</b>	41 vs. UMass (11/28/09)	16 vs. WISCONSIN (1/6/10)
<b>Field Goal Attempts</b>	79 at North Carolina (12/1/09)	42 at The Citadel (12/7/09)/vs. WISCONSIN (1/6/10)
<b>Field Goal Percentage (min. 10 att.)</b>	.586 vs. UMass (11/28/09)	.321 vs. PURDUE (2/9/10)
<b>3-Point Field Goals</b>	14 vs. UMass (11/28/09)	2 Six times: MR - at Purdue (2/28/10)
<b>3-Point Field Goal Attempts</b>	26 vs. FLORIDA GULF COAST (11/13/09)	4 vs. WISCONSIN (1/6/10)
<b>3-Point Field Goal Percentage (min. 10 att.)</b>	.636 vs. UMass (11/28/09)	.100 at North Carolina (12/1/09)
<b>Free Throws Made</b>	23 vs. FGCU (11/13/09)/vs. PURDUE (2/9/10)	5 at Indiana (2/16/10)
<b>Free Throw Attempts</b>	37 vs. FLORIDA GULF COAST (11/13/09)	9 vs. WOFFORD (12/4/09)/ at Minnesota (1/23/10)
<b>Free Throw Percentage (min. 10 att.)</b>	.900 at Purdue (2/28/10)	.423 vs. TOLEDO (11/20/09)
<b>Rebounds</b>	54 vs. FLORIDA GULF COAST (11/13/09)	24 at Indiana (2/16/10)
<b>Offensive Rebounds</b>	22 vs. FLORIDA GULF COAST (11/13/09)	6 vs. Northern Iowa (3/26/10)
<b>Defensive Rebounds</b>	32 vs. FLORIDA GULF COAST (11/13/09)	13 at Indiana (2/16/10)
<b>Personal Fouls</b>	26 at Indiana (2/16/10)	12 at Minnesota (1/23/10)
<b>Assists</b>	27 vs. UMass (11/28/09)	9 Three times: MR - at Purdue (2/28/10)
<b>Turnovers</b>	23 vs. Florida (11/27/09)/at Purdue (2/28/10)	6 vs. TOLEDO (11/20/09)
<b>Blocked Shots</b>	8 vs. Tennessee (3/28/10)/vs. VALPO (11/22/09)	0 Three times: MR - vs. ILLINOIS (1/16/10)
<b>Steals</b>	15 at UNC (12/1/09)/vs. MICHIGAN (3/7/10)	1 vs. WOFFORD (12/4/09)

<b>OPPONENTS</b>	<b>HIGH</b>	<b>LOW</b>
<b>Points</b>	89 at North Carolina (12/1/09)	44 at Purdue (2/28/10)
<b>First-Half Points</b>	50 at North Carolina (12/1/09)	14 vs. MICHIGAN (3/7/10)
<b>Second-Half Points</b>	45 at Texas (12/22/09)	16 at Purdue (2/28/10)
<b>Winning Margin</b>	18 at Wisconsin (2/2/10)	3 vs. Florida (11/27/09)
<b>Field Goals</b>	33 at North Carolina (12/1/09)	15 Three times: MR - vs. MICHIGAN (3/7/10)
<b>Field Goal Attempts</b>	70 vs. GONZAGA (11/17/09)	43 at Indiana (2/16/10)/vs. MICHIGAN (3/7/10)
<b>Field Goal Percentage (min. 10 att.)</b>	.579 at North Carolina (12/1/09)	.300 at Purdue (2/28/10)
<b>3-Point Field Goals</b>	12 at The Citadel (12/7/09)	2 at Purdue (2/28/10)
<b>3-Point Field Goal Attempts</b>	29 at Michigan (1/26/10)	9 at Purdue (2/28/10)
<b>3-Point Field Goal Percentage (min. 10 att.)</b>	.600 vs. The Citadel (12/7/09)	.174 vs. VALPARAISO (11/22/09)
<b>Free Throws Made</b>	25 at Indiana (2/16/10)	2 at Wisconsin (2/2/10)
<b>Free Throw Attempts</b>	30 at North Carolina (12/1/09)	4 at Wisconsin (2/2/10)
<b>Free Throw Percentage (min. 10 att.)</b>	.909 vs. PURDUE (2/9/10)	.421 at Texas (12/22/09)
<b>Rebounds</b>	41 vs. OHIO STATE (2/21/10)	19 vs. The Citadel (12/7/09)
<b>Offensive Rebounds</b>	17 at Indiana (2/16/10)	4 vs. Northern Iowa (3/26/10)/at Penn State (2/13/10)
<b>Defensive Rebounds</b>	32 vs. OHIO STATE (2/21/10)	11 at The Citadel (12/7/09)
<b>Personal Fouls</b>	29 vs. FLORIDA GULF COAST (11/13/09)	8 vs. Minnesota (1/23/10)
<b>Assists</b>	21 at North Carolina (12/1/09)	4 vs. Northern Iowa (3/26/10)
<b>Turnovers</b>	22 vs. UT Arlington (12/30/09)	4 at Michigan (1/26/10)
<b>Blocked Shots</b>	8 at North Carolina (12/1/09)	0 Four times - MR: at Purdue (2/28/10)
<b>Steals</b>	13 vs. MICHIGAN (3/7/10)	2 at Indiana (2/16/10)



## INDIVIDUAL SUPERLATIVES

## MICHIGAN STATE HIGHS

<b>Points</b>	26, Durrell Summers vs. Maryland (3/21)
<b>Field Goals</b>	Two tied with 10
<b>Field Goal Attempts</b>	Three tied with 17
<b>Field Goal Pct. (min. 7 made)</b>	.889 (8-of-9), Twice
<b>3-Point Field Goals</b>	6, Durrell Summers vs. Maryland (3/21)
<b>3-Point FG Attempts</b>	9, Durrell Summers vs. Northern Iowa (3/26)
<b>3-Point FG Pct. (min. 3 made)</b>	.857 (6-of-7), Durrell Summers vs. Maryland (3/21)
<b>Free Throws</b>	Two tied at 10
<b>Free Throw Attempts</b>	14, Raymar Morgan vs. Minnesota (3/12)
<b>Free Throw Pct. (min. 5 made)</b>	1.000 (7-of-7), Delvon Roe, vs. Illinois (1/16)
<b>Rebounds</b>	17, Delvon Roe vs. Valparaiso (11/22)
<b>Assists</b>	Two tied with 9
<b>Turnovers</b>	8, Kalin Lucas vs. Purdue (2/28)
<b>Blocked Shots</b>	5, Delvon Roe vs. Wofford (12/4)
<b>Steals</b>	Four tied with 5
<b>Minutes Played</b>	42, Kalin Lucas vs. Minnesota (3/12)

## OPPONENT HIGHS

<b>Points</b>	31, John Shurna vs. Northwestern (1/30)
<b>Field Goals</b>	11, John Shurna vs. Northwestern (1/2) & vs. Northwestern (1/30)
<b>Field Goal Attempts</b>	23, John Shurna vs. Northwestern (1/30)
<b>Field Goal Pct. (min. 7 made)</b>	.615 (8-of-13), Noah Dahlman vs. Wofford (12/4)
<b>3-Point Field Goals</b>	7, Talor Battle vs. Penn State (2/13)
<b>3-Point FG Attempts</b>	13, John Shurna vs. Northwestern (1/30)
<b>3-Point FG Pct. (min. 3 made)</b>	.750 (3-of-4), Wayne Chism (3/28/10)
<b>Free Throws</b>	11, Verdell Jones III vs. Indiana (2/16)
<b>Free Throw Attempts</b>	Two tied at 12
<b>Free Throw Pct. (min. 5 made)</b>	1.000 (7-of-7), Keith Benson vs. Oakland (12/10)
<b>Rebounds</b>	15, Deilvez Yearby vs. IPFW (12/19)
<b>Assists</b>	11, Demetri McCamey vs. Illinois (2/6)
<b>Turnovers</b>	Three tied with 6
<b>Blocked Shots</b>	5, Damian Johnson vs. Minnesota (1/23)
<b>Steals</b>	Eight tied with 3
<b>Minutes Played</b>	43, Devoe Joseph vs. Minnesota (3/12)

MICHIGAN STATE'S  
TOP INDIVIDUAL GAMES

## POINTS

26.....	Durrell Summers vs. Maryland (3/21)
25.....	Kalin Lucas vs. New Mexico State (3/19)
24.....	Kalin Lucas vs. Penn State (2/13)
24.....	Durrell Summers vs. Northwestern (1/30)
23.....	Raymar Morgan vs. Minnesota (3/12)
23.....	Kalin Lucas vs. Northwestern (1/30)
22.....	Kalin Lucas vs. Minnesota (1/23)
22.....	Chris Allen vs. Valparaiso (11/22)
21.....	Durrell Summers vs. Tennessee (3/28)
21.....	Chris Allen vs. Purdue (2/9)
21.....	Kalin Lucas vs. Northwestern (1/2)
21.....	Durrell Summers vs. Gonzaga (11/17)
21.....	Kalin Lucas vs. Florida Gulf Coast (11/13)
20.....	Four occasions

## REBOUNDS

17.....	Delvon Roe vs. Valparaiso (11/22)
16.....	Draymond Green vs. Illinois (2/6)
14.....	Raymar Morgan vs. Ohio State (2/21)
14.....	Derrick Nix vs. Florida Gulf Coast (11/13)
12.....	Draymond Green vs. New Mexico State (3/19)
12.....	Draymond Green vs. Oakland (12/10)
11.....	Nine occasions
10.....	10 occasions

## ASSISTS

9.....	Kalin Lucas vs. Wofford (12/4)
9.....	Korie Lucious vs. Valparaiso (11/22)
8.....	Kalin Lucas vs. Ohio State (2/21)
8.....	Korie Lucious vs. Florida Gulf Coast (11/13)
7.....	Draymond Green vs. UT Arlington (12/30)
6.....	Nine occasions

## BLOCKED SHOTS

5.....	Delvon Roe vs. Wofford (12/4)
4.....	Draymond Green vs. Northwestern (1/2)
4.....	Delvon Roe vs. Valparaiso (11/22)
3.....	Delvon Roe vs. Tennessee (3/28)
3.....	Raymar Morgan vs. Maryland (3/21)
3.....	Delvon Roe vs. Minnesota (3/12)
3.....	Draymond Green vs. Minnesota (1/13)
3.....	Derrick Nix vs. Gonzaga (11/17)
3.....	Raymar Morgan vs. Valparaiso (11/22)

## STEALS

5.....	Korie Lucious vs. Northern Iowa (3/26)
5.....	Kalin Lucas vs. Minnesota (3/12)
5.....	Draymond Green vs. IPFW (12/19)
5.....	Delvon Roe vs. North Carolina (12/1)
4.....	Korie Lucious vs. Northern Iowa (3/26)
4.....	Raymar Morgan vs. Michigan (3/7)
4.....	Draymond Green vs. Minnesota (1/13)
3.....	10 occasions

## MINUTES

42.....	Kalin Lucas vs. Minnesota (3/12)
39.....	Korie Lucious vs. Northern Iowa (3/26)
38.....	Raymar Morgan vs. Minnesota (3/12)
37.....	Durrell Summers vs. Northern Iowa (3/26)
36.....	Kalin Lucas vs. New Mexico State (3/19)
36.....	Kalin Lucas vs. Northwestern (1/30)
36.....	Kalin Lucas vs. Texas (12/22)
36.....	Kalin Lucas vs. Gonzaga (11/17)
35.....	10 occasions