



MICHIGAN STATE

NATION'S BEST SIX FINAL FOURS APPEARANCES IN 12 SEASONS

YOU DON'T WANT TO MISS THIS

* MSU is 19-5 all-time in its first game of the NCAA Tournament (see page 2).

* 19 of MSU's 33 games have come against the NCAA Tournament field (see page 4).

* Kalin Lucas needs 15 points to become the fifth Spartan to score 2,000 career points (see page 7).

2010-11 SCHEDULE

NOVEMBER

12	EASTERN MICHIGAN (BTN)	W, 96-66
16	SOUTH CAROLINA (ESPN)	W, 82-73
22-24	MAUI INVITATIONAL	
22	vs. Chaminade (ESPNU)	W, 82-74
23	vs. Connecticut (ESPN)	L, 67-70
24	vs. #13 Washington (ESPN2)	W, 76-71
28	TENNESSEE TECH (BTN)	W, 73-55

DECEMBER

1	at #1 Duke (ESPN)	L, 79-84
4	BOWLING GREEN (BigTennetwork.com)	W, 74-39
7	vs. #8 Syracuse (ESPN)	L, 58-72
11	vs. Oakland (Fox Sports Detroit)	W, 77-76
18	PRAIRIE VIEW A&M (BTN)	W, 90-51
22	#18 TEXAS (ESPN2)	L, 55-67
31	#14 MINNESOTA (BTN)	W, 71-62

JANUARY

3	at Northwestern (BTN)	W, 65-62
8	at Penn State (BTN)	L, 62-66
11	#20 WISCONSIN (ESPN)	W, 64-61, OT
15	NORTHWESTERN (BTN)	W, 71-67, OT
18	at #T-23 Illinois (ESPN)	L, 62-71
22	at #14 Purdue (ESPN)	L, 76-86
27	MICHIGAN (ESPN)	L, 57-61
30	INDIANA (BTN)	W, 84-83, OT

FEBRUARY

2	at Iowa (BTN)	L, 52-72
6	at #19 Wisconsin (CBS)	L, 56-82
10	PENN STATE (BTN)	W, 75-57
15	at #2 Ohio State (ESPN)	L, 71-61
19	ILLINOIS (ESPN)	W, 61-57
22	at Minnesota (BTN)	W, 53-48
27	#8 PURDUE (ESPN)	L, 47-67

MARCH

2	IOWA (BTN)	W, 85-66
5	at Michigan (CBS)	L, 63-70
10	vs. Iowa (ESPN2)	W, 66-61
11	vs. #8 Purdue (BTN)	W, 74-56
12	vs. Penn State (CBS)	L, 61-48
17	vs. UCLA (TBS)	9:20 p.m.

Home games (**BOLD**) played at the Breslin Center
Game times are Eastern Standard Time



NCAA TOURNAMENT

GAME #34

#10 MICHIGAN STATE (19-14, 9-9)
VS. #7 UCLA (22-10, 13-5)



March 17, 2011 - 9:20 p.m. EDT

Tampa, Fla. - St. Pete Times Forum

Radio: Spartan Sports Network - Will Tieman (Play by Play),
Gus Ganakas and Matt Steigenga (Color), Adam Ruff (Host)

TV: TBS - Ian Eagle (Play by Play), Jim Spanarkel (Color),
David Aldridge (Sidelines)

THE OPENING TIP

Michigan State meets UCLA in the Second Round of the NCAA Tournament in a matchup between storied basketball programs. The two teams have combined for 25 Final Four appearances, and one of the schools has appeared in each of the last six Final Fours (MSU - 2005, 2009, 2010; UCLA - 2006, 2007, 2008). For the Spartans, this is their 14th straight appearance in the NCAA Tournament, marking the third longest active streak in the nation.

THE JUMP BALL

	Michigan State	UCLA
Record	19-14, 9-9	22-10, 13-5
Coach	Tom Izzo	Ben Howland
Career Record (Years)	383-160 (16)	356-181 (15)
Leading Scorer	Kalin Lucas (17.2)	Reeves Nelson (13.9)
Leading Rebounder	Draymond Green (8.6)	Reeves Nelson (9.0)
Leading Assists	Draymond Green (4.0)	Lazeric Jones (3.7)
Series Record (In NCAA Tourn.)	UCLA leads, 5-2 (First Meeting)	
Last Meeting	UCLA, 68-63 (Nov. 20, 2007 in Kansas City)	
Series Streak	UCLA, won one	

POSSIBLE MICHIGAN STATE STARTING LINEUP

Michigan State Spartans (19-14, 9-9)		Ppg.	Rpg.	App.	Other
C	- #5 Adreian Payne (Fr., 6-10, 230)	2.6	2.3	0.2	.486 FG%
	* Totaled 10 points and seven boards in debut ... Tied career high with 10 points vs. Ohio State ... Started all three games in the Big Ten Tournament.				
F	- #23 Draymond Green (Jr., 6-7, 230)	12.3	8.6	4.0	1.7 spg
	* 2011 Third-Team All-Big Ten ... Leads MSU in rebounding, assists and steals ... Recorded triple-double vs. Penn State (15 pts., 14 reb. 10 ast.).				
G	- #20 Mike Kebler (Sr., 6-4, 205)	1.6	1.0	0.5	.541 FG%
	* Tied career high with 8 pts. vs. Ohio State ... Started the last eight games ... Averaging 3.6 points and 20.8 minutes in last nine games.				
G	- #15 Durrell Summers (Sr., 6-5, 205)	11.5	4.3	0.6	60-168 3FG
	* Scored his 1000th-career point vs. Tennessee Tech ... Leads MSU in 3-PT FG made and attempted ... Hit three or more 3-pointers in 11 games this season.				
G	- #1 Kalin Lucas (Sr., 6-1, 195)	17.2	2.1	3.3	136-165 FT
	* Ruptured left Achilles in 2010 NCAA Tourn. ... Fifth in MSU career scoring (1,985 pts.) ... MSU career leader in made free throws (506) ... Averaging 20.9 points in the last 14 games.				
KEY	F - #10 Delvon Roe (Jr., 6-8, 230)	6.0	5.1	1.5	1.2 bpg
	* Second in MSU career blocks (104) ... Named to Big Ten All-Defensive Team.				
SUBS	G - #11 Keith Appling (Fr., 6-1, 180)	6.3	2.8	1.4	.404 3FG%
	* Started 18 games ... Averaging 10.2 points in last five games ... Team leader in 3FG%.				
	C - #25 Derrick Nix (So., 6-9, 270)	2.7	2.0	0.3	.591 FG%
	* Started 16 games as a freshman ... Season-high 12 points vs. Iowa ... 3.5 ppg in Big Ten.				
	G - #13 Austin Thornton (Jr., 6-5, 210)	2.0	2.1	0.7	.923 FT%
	* Started five games ... Scored a career-high 10 points in the season opener vs. Eastern Michigan.				
	C - #41 Garrick Sherman (So., 6-10, 240)	3.2	2.5	0.3	.691 FG%
	* Leads MSU in field-goal percentage ... Scored a career-high 10 points vs. Washington.				



2010-11 MICHIGAN STATE NUMERICAL ROSTER

No.	Name	Pos.	Ht.	Wt.	Yr.	Hometown	High School
0	Russell Byrd	G	6-7	200	Fr.	Fort Wayne, Ind.	Blackhawk Christian
1	Kalin Lucas	G	6-1	195	Sr.	Detroit, Mich.	Orchard Lake St. Mary's
2	Alex Gauna	F	6-9	240	Fr.	Eaton Rapids, Mich.	Eaton Rapids
5	Adreian Payne	C	6-10	225	Fr.	Dayton, Ohio	Jefferson Township
10	Delvon Roe	F	6-8	230	Jr.	Euclid, Ohio	St. Edward
11	Keith Appling	G	6-1	180	Fr.	Detroit, Mich.	Pershing
13	Austin Thornton	G	6-5	220	R-Jr.	Sand Lake, Mich.	Cedar Springs
15	Durrell Summers	G	6-5	205	Sr.	Detroit, Mich.	Redford Covenant Christian
20	Mike Kebler	G	6-4	205	Sr.	Okemos, Mich.	Okemos
23	Draymond Green	F	6-7	230	Jr.	Saginaw, Mich.	Saginaw
25	Derrick Nix	C	6-9	270	So.	Detroit, Mich.	Pershing
41	Garrick Sherman	C	6-10	240	So.	Kenton, Ohio	Kenton
44	Anthony Ianni	C	6-9	260	R-Jr.	East Lansing, Mich.	Okemos

Head Coach: Tom Izzo (16th season)

Associate Head Coach: Mark Montgomery (10th season)

Assistant Coach: Dwayne Stephens (8th season)

Assistant Coach: Mike Garland (11th season)

Director of Basketball Operations: Kevin Pauga

Video Coordinator: Jordan Ott

Assistant Video Coordinator: Doug Herner

Athletic Trainer: Tom Mackowiak

Equipment Manager: Dave Pruder

Strength and Conditioning Coach: Mike Vorkapich

PRONUNCIATION GUIDE

Alex Gauna.....	GOWN-a
Draymond Green.....	DRAY-mond
Anthony Ianni.....	eye-ANNE-ee
Mike Kebler.....	KEE-blee
Kalin Lucas.....	KAY-lin
Delvon Roe.....	DEL-von ROW

ON THIS DATE

Michigan State is 0-6 all-time on March 17, including 0-4 in the NCAA Tournament

Year	Site	W/L	Score	Opponent
1991	N	L	84-85	Utah
1993	N	L	86-88	Oklahoma
1995	N	L	72-79	Weber State
1997	N	L	63-68	Florida State
2006	N	L	65-75	George Mason
2007	N	L	67-81	North Carolina

THE STARTING FIVE (AND A SIXTH MAN)

1. MSU's NCAA Streak

Michigan State is making its 14th straight NCAA Tournament appearance in 2011. It is the longest current streak among Big Ten schools and third longest in the nation. Only Kansas (22) and Duke (16) have longer current streaks. It is also the second-longest streak in Big Ten history. Indiana appeared in 18 consecutive tournaments between 1986 and 2003.

2. MSU In The NCAA Tournament

Michigan State is making its 25th appearance in the NCAA Tournament with a record of 52-23 in its previous 24 tournaments. MSU has made eight trips to the Final Four (1957, 1979, 1999, 2000, 2001, 2005, 2009, 2010) and captured the NCAA Championship in 1979 and 2000.

3. At His Best When It Counts

Tom Izzo ranks third among active coaches for the best NCAA Tournament winning percentage at .745 (35-12). Duke's Mike Krzyzewski ranks first at .778 (77-22), followed by North Carolina's Roy Williams at .753 (55-18), while Izzo ranks ahead of Florida's Billy Donovan (.733, 22-8) and Louisville's Rick Pitino (.731, 38-14). Of those five, Izzo and Krzyzewski are the only coaches to appear in the last 14 NCAA Tournaments.

4. Izzo's NCAA Streak

Michigan State head coach Tom Izzo is making his 14th straight appearance in the NCAA Tournament. It's the third longest active streak in the nation, trailing only Mike Krzyzewski and Rick Barnes, whom each are making their 16th straight trip this season. Izzo's streak is the nation's second-longest among coaches at just one school, trailing only Krzyzewski. It's the second-longest streak in Big Ten history behind only Bob Knight's 15-straight appearances (1986-2000).

5. MSU In Opening Games

In its 24 NCAA Tournaments, Michigan State has a record of 19-5 in its first game of the tournament. Since the field expanded to 64 teams in 1985, the Spartans are 15-5 in the first round. Tom Izzo is 10-3 in first-round games. (Note: The round of 64 which used to be the first round is now the second round.)

6. MSU's NCAA History In Tampa

Michigan State is 2-0 in NCAA Tournament history in Tampa. The No. 7 seed Spartans defeated No. 10 Colorado (79-64) and No. 2 Florida (68-46) in the first and second rounds of the 2003 tournament at the St. Pete Times Forum. MSU is 3-3 in NCAA Tournament action in Florida, going 1-2 in St. Petersburg and 0-1 in Tallahassee.

TALE OF THE TAPE - MSU/UCLA STAT BREAKDOWNS

Category (Conference Stats)	MSU	UCLA
Scoring Offense	68.5 (64.7)	70.0 (68.1)
Scoring Defense	66.2 (67.0)	65.8 (64.1)
Scoring Margin	+2.3 (-2.4)	+4.2 (+4.0)
Field Goal Pct.	.432 (.422)	.456 (.454)
Field Goal Pct. Defense	.422 (.445)	.416 (.407)
3Pt. FG Pct.	.353 (.316)	.329 (.320)
3Pt. FG Pct. Defense	.364 (.380)	.342 (.333)
Free Throw Pct.	.699 (.711)	.683 (.713)
Rebound Margin	+4.2 (+4.2)	+4.7 (+4.0)
Turnovers per game	13.3 (11.7)	14.9 (14.9)

POSSIBLE UCLA STARTING LINEUP

UCLA Bruins (22-10, 13-5)	Ppg.	Rpg.	Apq.	Other
C - #0 Anthony Stover (Fr., 6-10, 235)	0.6	1.6	0.0	0.8 bpg
F - #22 Reeves Nelson (So., 6-8, 235)	13.9	9.0	1.6	.574 FG%
F - #23 Tyler Honeycutt (So., 6-8, 188)	12.6	7.4	2.7	2.0 bpg
G - #3 Malcolm Lee (Jr., 6-5, 200)	13.0	2.9	2.1	.792 FT%
G - #11 Lazerick Jones (Jr., 6-0, 187)	9.4	2.1	3.7	1.0 spg

MSU VS. UCLA NOTES

About UCLA

The Bruins finished second in the Pac-10 Conference with a 13-5 record, going 22-10 overall. UCLA lost its first game in the Pac-10 Tournament to Oregon, after winning 13 of its last 16 games to conclude the regular season.

UCLA vs. The Field of 68

The Bruins went 4-7 against teams in the 2011 NCAA Tournament. UCLA won non-conference games against BYU and St. John's, while beating Arizona and USC at home in Pac-10 play. Meanwhile the Bruins lost on a neutral court to Villanova and VCU, at Kansas, Arizona and USC, and were swept by Washington.

Common Opponents

The Spartans and Bruins both played Washington this season. MSU topped Washington in Maui, 76-71, while UCLA lost to Washington twice in Pac-10 action.

Series History

UCLA leads the all-time series with Michigan State, 5-2, although the two teams have never met in the NCAA Tournament. However, the two programs have met only three times in the last 50 years. Their last meeting came on a neutral court on Nov. 20, 2007, in the CBE Classic in Kansas City, a 68-63 win for the second-ranked Bruins. No current Bruins played in the game, while Kalin Lucas and Durrell Summers played as freshmen for MSU. Lucas started in place of an ill Drew Neitzel, scoring five points. Summers scored 11 points off the bench, shooting 2-of-2 from the field and 7-of-7 from the foul line.

Coach Howland

Ben Howland (Weber State '79) is in his eighth season at UCLA with a record of 188-82. All-time, Howland is 356-181, including stops at Northern Arizona and Pittsburgh. Howland is 18-8 in his previous eight NCAA Tournament appearances, including 14-5 in his five previous trips at UCLA. He took UCLA to three-straight Final Fours from 2006-08.

Bruin Notes

This is UCLA's 42nd NCAA Tournament appearance, tied for the second most in NCAA history ... The Bruins have compiled a record of 94-34 (.734) in their previous trips ... UCLA holds the NCAA record for most championships (11), while ranking tied for third in victories (94) and second in Final Four appearances (17) and winning percentage (.734) ... UCLA has won its first game in the NCAA Tournament in its last four trips ... Three Bruins were named First Team All-Pac-10 by the conference's coaches - Tyler Honeycutt, Malcolm Lee and Reeves Nelson ... Joshua Smith was picked to the Pac-10 All-Freshman Team and Tyler Honeycutt was on the conference's All-Defensive Team ... UCLA leads the Pac-10 and is tied for seventh in the country in blocks (5.8) ... The Bruins also lead the conference in rebound margin (+4.7) ... Reeves Nelson leads the Bruins in scoring (13.9), rebounds (9.0) and field goal percentage (57.4%).

MSU VS. UCLA

Series Quick Facts

Overall: MSU trails, 2-5

At East Lansing: 1-1

At Breslin Center: 1-0

At Los Angeles: 1-3

At Neutral Site: 0-1

Izzo vs. UCLA: 1-2

Howland vs. MSU: 2-1

Most MSU Points: 76 (Dec. 21, 2004)

Most UCLA Points: 98 (Dec. 28, 1960)

Fewest MSU Points: 55 (Dec. 19, 1952)

Fewest UCLA Points: 60 (Dec. 19, 1952)

Largest MSU Margin: 12 (Dec. 21, 2004)

Largest UCLA Margin: 37 (Dec. 28, 1960)

Last MSU Win: Dec. 21, 2004 (76-64)

Last UCLA Win: Nov. 20, 2007 (63-68)

Current Streak: UCLA, won one

Longest MSU Win Streak: One

Longest MSU Home Win Streak: One*

Longest MSU Away Win Streak: One

Longest UCLA Win Streak: Two

Longest UCLA Home Win Streak: Two*

Longest UCLA Away Win Streak: One

*** Active Streak**

In Overtime: 0-0

Series History (UCLA 5-2)

Date	Site	W/L	MSU-Opp
12-19-52	H	L	55-60
12-31-53	A	L	57-67
12-27-57	A	W	63-61
12-28-60	A	L	61-98
12-20-03	A	L	58-64
12-21-04	H	W	76-64
11-20-07	N	L	63-68

MEDIA SCHEDULE FOR NCAA SECOND & THIRD ROUNDS

Wednesday, March 16

3:45 p.m. - UCLA Student-Athletes PC

4 p.m. - Ben Howland PC

4:25-5:05 p.m. - UCLA Open Practice

5:15 p.m. - MSU Student-Athletes PC

5:30 p.m. - Tom Izzo PC

5:55-6:35 p.m. - MSU Open Practice

Friday, March 18

3:10 p.m. - Florida/UCSB winner
Student-Athletes PC

3:30 p.m. - Florida/UCSB winner
Coach PC

3:55 p.m. - MSU/UCLA winner
Student-Athletes PC

4:15 p.m. - MSU/UCLA winner
Coach PC

NCAA TOURNAMENT NOTES

Spartan Opponents In NCAA Tournament

Twelve Michigan State opponents are in the field of 65 for the 2011 NCAA Tournament, including Big Ten foes Illinois, Michigan, Ohio State, Penn State, Purdue, and Wisconsin, and non-conference opponents Connecticut, Duke, Oakland, Syracuse, Texas, and Washington. The Spartans are a combined 6-13 against the 12 teams, playing 19 of their 33 games against tournament teams.

MSU As A No. 10 Seed

This is the third time in school history that Michigan State has been the No. 10 seed in the NCAA Tournament. MSU is 0-2 as a No. 10 seed. In 1985, MSU lost to No. 7 UAB, 70-68, in Houston. In 2002, the Spartans fell to No. 7 North Carolina State, 69-58, in Washington, D.C.

Big Ten Conference In The NCAA Tournament

The Big Ten Conference has seven of its 11 schools in the 2011 NCAA Tournament. Joining the Spartans are No. 1 Ohio State, No. 3 Purdue, No. 4 Wisconsin, No. 8 Michigan, No. 9 Illinois, and No. 10 Penn State. With seven bids, the Big Ten ranks second among all conferences.

Exclusive Company

Michigan State ranks fourth among all schools in NCAA Tournament winning percentage for teams with at least 20 tournament games. MSU's .693 winning percentage (52-23) trails only Duke (.758, 94-30), UCLA (.734, 94-34) and North Carolina (.723, 102-39). MSU's 52 tournament wins rank tied for eighth in NCAA history and second among Big Ten schools, behind Indiana (60).

MSU In The Second Round

Since the NCAA Tournament expanded to 64 teams in 1985, Michigan State has advanced to the second round (new third round) 14 times. MSU has a 11-4 record in second-round games, including winning nine of its last 10.

Two Titles Not Too Shabby

Michigan State is one of just 14 schools to have won two or more NCAA Championships. Cincinnati, Connecticut, Florida, Louisville, North Carolina State, Oklahoma State and San Francisco join MSU with two titles. Only UCLA (11), Kentucky (7), Indiana (5), North Carolina (5), Duke (4) and Kansas (3) have won more titles.

BIG TEN TOURNAMENT NOTES

- * Kalin Lucas averaged a team-best 19.0 points, finishing his career with 130 points in Big Ten Tournament history.
- * Lucas was named to the All-Tournament Team.
- * Draymond Green averaged a double-double with 13 points and 11.3 rebounds.
- * Green grabbed 14 rebounds vs. Iowa, the most ever by a Spartan in a Big Ten Tournament game.
- * Delvon Roe set an MSU Big Ten Tournament single-game record with four blocks vs. Purdue, as Michigan State averaged 5.7 blocks over the three games.
- * The Spartans held opponents to .395 FG%, but shot just .385 themselves.
- * Draymond Green's 21-point, 14 rebound effort against Iowa was the first 20-point, 10-rebound game in Michigan State Big Ten Tournament history.

SIX FINAL FOURS IN LAST 12 YEARS



* Michigan State is the only team to have appeared in six of the last 12 Final Fours and just the fourth school in NCAA history to appear in six Final Fours in any 12-year period. The other schools are Duke, North Carolina, and UCLA.

* Every four-year player recruited by Tom Izzo has appeared in at least one Final Four before leaving Michigan State.

LUCAS ON THE MEND

Here's further proof that Kalin Lucas is playing better as he gets further and further away from the Achilles injury he suffered in the second round of the 2010 NCAA Tournament (March 21). Now nearly one year removed from the injury, Lucas is playing some of the best basketball of his career. (Courtesy STATS LLC)

	Dec.	Jan.	Feb.	March
Points/Game	12.0	17.3	20.1	19.8
FG Pct.	.380	.422	.445	.406
3-Pt FG Pct.	.350	.357	.324	.444
FTM/Game	3.3	3.8	4.6	6.2
Turnovers/Game	2.9	2.4	1.9	3.2

MSU BASKETBALL NOTES

One and Done Experience

Michigan State's senior class certainly has its share of tournament experience. The Spartans are 15-7 in postseason action over the last four years. This includes an 11-3 mark in the NCAA Tournament, marking the most tournament wins by any current senior class in the nation.

A Tale Of Two Defenses

Through the first five conference games, MSU was holding opponents to .393 shooting from the field, including .353 from 3-point range. In the next six games, conference opponents shot .543, including .505 from behind the arc. In the last 10 games, MSU has returned to its early season form, allowing opponents to shoot just .404 from the field and .308 from 3-point range, scoring 61.4 points per game.

Big Ten Accolades

Kalin Lucas, Draymond Green and Delvon Roe earned some form of All-Big Ten recognition as announced by the league office on March 7. Lucas earned Second-Team All-Big Ten honors, becoming just the 13th player in MSU history to be a three-time all-conference performer. Green earned Third-Team All-Big Ten accolades for the second straight season. Delvon Roe became just the third Spartan to earn a spot on the All-Defensive Team since the award's inception in 2006.

Quite A Class

Spartan seniors Kalin Lucas, Durrell Summers and Mike Kebler have won 105 games in their careers. That total ranks as the fourth-winningest class in school history. The 2001 class is the winningest class in school history with 115 victories. The class of 2011 captured back-to-back Big Ten Championships and advanced to two straight Final Fours in 2009 and 2010, reaching the title game in Detroit in 2009.

LUCAS MOVES UP THE CHARTS

Kalin Lucas will conclude his career with his mark all over the Michigan State record books. He is the career leader in free throws made (506) and attempted (635), while currently ranking fourth in field-goal attempts (1,561), fifth in scoring (1,985 points), seventh in assists (544), and ninth in field-goals made (666).

Points	No.	Years	Free Throws	No.	Years	Assists	No.	Years
1. Shawn Respert	2,531	1990-95	1. Kalin Lucas	506	2007-SA	1. Mateen Cleaves	816	1996-2000
2. Steve Smith	2,263	1987-91	2. Paul Davis	477	2002-06	2. Scott Skiles	645	1982-86
3. Scott Skiles	2,145	1982-86	3. Sam Vincent	476	1981-85	3. Eric Snow	599	1991-95
4. Greg Kelser	2,014	1975-79	4. Shawn Respert	468	1990-95	4. Drew Neitzel	582	2004-08
5. Kalin Lucas	1,985	2007-SA	5. Steve Smith	464	1987-91	5. Mark Montgomery	561	1988-92
6. Jay Vincent	1,914	1977-81	6. Scott Skiles	446	1982-86	6. Travis Walton	555	2005-09
7. Sam Vincent	1,851	1981-85	7. Raymar Morgan	384	2006-10	7. Kalin Lucas	553	2007-SA
8. Terry Furlow	1,777	1972-76	8. Alan Anderson	379	2001-05	8. Earvin Johnson	491	1977-79
9. Paul Davis	1,718	2002-06	9. Greg Kelser	374	1975-79	9. Steve Smith	453	1987-91
10. Mike Robinson	1,717	1971-74	10. Al Ferrari	373	1952-55	10. Chris Hill	452	2001-05

Field Goals	No.	Years	Field-Goal Att.	No.	Years	Free-Throw Att.	No.	Years
1. Shawn Respert	866	1990-95	1. Shawn Respert	1,791	1990-95	1. Kalin Lucas	635	2007-SA
2. Scott Skiles	837	1982-86	2. Steve Smith	1,695	1987-91	2. Paul Davis	625	2002-06
3. Steve Smith	826	1987-91	3. Scott Skiles	1,623	1982-86	3. Steve Smith	614	1987-91
4. Greg Kelser	820	1975-79	4. Kalin Lucas	1,561	2007-SA	4. Sam Vincent	593	1981-85
5. Jay Vincent	799	1977-81	5. Jay Vincent	1,555	1977-81	5. Greg Kelser	590	1975-79
6. Terry Furlow	721	1972-76	6. Mike Robinson	1,541	1971-74	6. Raymar Morgan	571	2006-10
7. Mike Robinson	712	1971-74	7. Greg Kelser	1,517	1975-79	7. Shawn Respert	546	1990-95
8. Sam Vincent	685	1981-85	8. Terry Furlow	1,478	1972-76	8. Julius McCoy	544	1953-56
9. Kalin Lucas	666	2007-SA	9. Mateen Cleaves	1,331	1996-2000	9. Scott Skiles	525	1982-86
10. Paul Davis	614	2002-06	10. Sam Vincent	1,294	1981-85	10. Al Ferrari	512	1952-55

BIG TEN STANDINGS

(Through games of March 13)

	Big Ten		Overall	
	W-L	Pct.	W-L	Pct.
Ohio State	16-2	.889	32-2	.941
Purdue	14-4	.778	25-7	.781
Wisconsin	13-5	.722	23-8	.742
Michigan	9-9	.500	20-13	.606
Illinois	9-9	.500	19-13	.594
Michigan State	9-9	.500	19-14	.576
Penn State	9-9	.500	19-14	.576
Northwestern	7-11	.389	18-13	.581
Minnesota	6-12	.333	17-14	.548
Iowa	4-14	.222	11-20	.355
Indiana	3-15	.167	12-20	.375

ALL-BIG TEN MEDIA VOTE

FIRST TEAM

Jared Sullinger, Ohio State
Talen Battle, Penn State
JaJuan Johnson, Purdue
E'Twaun Moore, Purdue
Jordan Taylor, Wisconsin

SECOND TEAM

Kalin Lucas, Michigan State
Trevor Mbakwe, Minnesota
William Buford, Ohio State
David Lighty, Ohio State
Jon Leuer, Wisconsin

THIRD TEAM

Demetri McCamey, Illinois
Darius Morris, Michigan
Draymond Green, Michigan State
Michael Thompson, Northwestern
Jon Diebler, Ohio State

HONORABLE MENTION

Mike Davis, Illinois
Mike Tisdale, Illinois
Melsahn Basabe, Iowa
Bryce Cartwright, Iowa
Tim Hardaway Jr., Michigan
Blake Hoffarber, Minnesota

John Shurna, Northwestern

Aaron Craft, Ohio State
Jeff Brooks, Penn State
Lewis Jackson, Purdue

Keaton Nankivil, Wisconsin

PLAYER OF THE YEAR

JaJuan Johnson, Purdue

FRESHMAN OF THE YEAR

Jared Sullinger, Ohio State

COACH OF THE YEAR

Matt Painter, Purdue

ALL-BIG TEN COACHES VOTE

FIRST TEAM

Jared Sullinger, Ohio State
JaJuan Johnson, Purdue
E'Twaun Moore, Purdue
Jordan Taylor, Wisconsin
Jon Leuer, Wisconsin

SECOND TEAM

Kalin Lucas, Michigan State
Trevor Mbakwe, Minnesota
William Buford, Ohio State
David Lighty, Ohio State
Talor Battle, Penn State

THIRD TEAM

Demetri McCamey, Illinois
Darius Morris, Michigan
Draymond Green, Michigan State
Michael Thompson, Northwestern
John Shurna, Northwestern
Jon Diebler, Ohio State

HONORABLE MENTION

Mike Davis, Illinois
Melsahn Basabe, Iowa
Tim Hardaway Jr., Michigan
Blake Hoffarber, Minnesota
Jeff Brooks, Penn State
Lewis Jackson, Purdue
Keaton Nankivil, Wisconsin

ALL-FRESHMAN TEAM

Jereme Richmond, Illinois
Melsahn Basabe, Iowa
Tim Hardaway, Jr., Michigan
Aaron Craft, Ohio State
Jared Sullinger, Ohio State

ALL-DEFENSIVE TEAM

Delvon Roe, Michigan State
Aaron Craft, Ohio State
David Lighty, Ohio State
JaJuan Johnson, Purdue
Jordan Taylor, Wisconsin

PLAYER OF THE YEAR

JaJuan Johnson, Purdue

DEFENSIVE PLAYER OF THE YEAR

JaJuan Johnson, Purdue

FRESHMAN OF THE YEAR

Jared Sullinger, Ohio State

SIXTH MAN OF THE YEAR

Aaron Craft, Ohio State

COACH OF THE YEAR

Matt Painter, Purdue

He's Back And Getting Stronger

It's been a long rehab process since tearing his left Achilles in the second round of the 2010 NCAA Tournament, but Kalin Lucas appears to have returned to the form of a two-time All-Big Ten performer. He is averaging team bests in both scoring (17.2 points) and minutes (33.3 minutes), and has scored in double figures in 23 of his last 24 games, averaging 18.3 points in that stretch. In his last 14 games, Lucas is averaging 20.9 points and 37.1 mpg, playing a possible 519 of 585 minutes. Statistically, it's the best 14-game scoring stretch of his career.

Playing The Best

Michigan State played 18 games against the RPI Top 50 according to the ESPN.com Inside RPI. The Spartans played 23 of their 33 games against the RPI Top 100. (Through games of March 13)

State Pride

Michigan State's top four scorers (Kalin Lucas - 17.2 ppg, Draymond Green - 12.3 ppg, Durrell Summers - 11.5 ppg, and Keith Appling - 6.3 ppg) are all from the state of Michigan. Green is a Saginaw native, while Lucas, Summers and Appling are from Detroit.

MSU In March

Michigan State is 63-24 in March since the 1998-99 season. For his career, Tom Izzo is 70-31 in March. Last season, MSU was 6-1 in what Coach Izzo calls his favorite month of the year.

MSU's Mr. Everything

Junior Draymond Green is one of the nation's most versatile players. He leads the team in rebounding (8.6 rpg), steals (1.7 spg) and assists (4.0 apg), and ranks second in blocks (1.2 bpg) and scoring (12.3), and third in 3-point field-goal percentage (.383). Green ranks second in the Big Ten in steals, third in rebounding, ninth in assists and 10th in blocks. In 14 games this season, Green has led MSU in both rebounding and assists. Green is MSU's active leader with 17 double-doubles, including nine this season. Against Penn State (15 pts., 14 reb., 10 ast.), he became just the third player in Spartan history to record a triple-double. He's led MSU in rebounding in 24 games, assists in 17 games, and scoring in five games.

Balanced Scoring Is Key

Michigan State is at its best when it's getting offensive production from several sources. The Spartans are 15-8 when three or more players score in double figures, compared to just 4-6 when two or fewer players score in double figures. When a fourth Spartan scores 10 or more, MSU is 7-0. Kalin Lucas scored in double figures in 29 of 33 contests, while Draymond Green has done it on 24 occasions, with Durrell Summers scoring 10 or more points in 20 contests.

Delvon's Block Party

With 104 blocks for his career, Delvon Roe ranks second in MSU career history, trailing only Drew Naymick (134). With 40 blocks for the season, he ranks sixth on the MSU single-season chart.

Appling's Second Wind

Keith Appling scored a season-high 19 points against Northwestern on Jan. 15, but followed that effort with 11 straight games in single digits. He's scored in double figures in four of the last five games, averaging 10.2 points while shooting .548 from the field and .579 from 3-point range.

Lucas At The Foul Line

Kalin Lucas is the MSU career leader in free throws made (606) and free throws attempted (635). Lucas ranks sixth in the Big Ten with a .824 percentage.

A Rare Commodity

Draymond Green (8.6 rebounds, 4.0 assists) is one of just 10 players on the 345 Division I teams to lead his squad in both rebounding and assists. In fact, he is one of just three players in the six major conferences to lead his team in both categories, joining Georgia Tech's Iman Shumpert (5.9 rpg, 3.5 apg) and Florida's Chandler Parsons (7.8 rpg, 3.6 apg). Green and Parsons are the only two playing in the NCAA Tournament. In 14 games this season, Green has led MSU in both rebounding and assists. (Through games of March 13)

Limiting Turnovers

The Spartans average 13.3 turnovers per contest. It's an area where MSU has shown improvement lately, as the Spartans have committed 11 turnovers or fewer in 14 of the last 24 games, averaging 11.6 in that stretch, compared to 17.8 in the first nine games. MSU averaged just 11.7 turnovers in conference action. MSU is 9-3 when the opponent commits more turnovers or turnovers are equal and 10-11 when it has more turnovers than the opponent.

Winning The Close Ones

Thirteen of Michigan State's 33 games have been decided by five points or less, with the Spartans going 9-4 in those contests. In league play, MSU went 6-2 in Big Ten games decided by five points or less.

Lending A Helping Hand

Michigan State averages 14.8 assists per game, led by Draymond Green at 4.0. Green's 131 assists are a MSU single-season record for a non-guard. This is only the third time a Spartan frontcourt player has recorded 100 assists in a single season, as Green also did it in 2010 (112) and Alan Anderson did it in 2003 (104).

Late Game Heroics

Michigan State has proven that it can win a game even when trailing late. In five games, including four of MSU's nine Big Ten wins, the Spartans trailed in the game's final three minutes. The most notable comeback came against Wisconsin in the Breslin Center, where MSU trailed by nine points with 2:37 left. The Spartans had similar magic in wins over Northwestern and Indiana at home, and at Minnesota. In a fifth Big Ten win, MSU and Illinois were tied with 2:53 left. In the non-conference, MSU defeated a ranked Washington squad after trailing in the final three minutes.

Tough Non-Conference Slate

Six of Michigan State's 12 non-conference opponents are making an appearance in the 2011 NCAA Tournament. MSU's four non-conference losses were to teams with a combined record of 109-27, and all four have a top-four seed. In addition, the Spartans defeated Washington and Oakland. MSU played the Big East Tournament Champion (UConn), ACC Tournament Champion (Duke), Pac-10 Tournament Champion (Washington), Summit League Tournament Champion (Oakland) and the Big 12 Tournament Runner-Up (Texas).

Free Basketball

Michigan State is 3-0 in overtime games this season, with all three coming at home against league opponents. This is the first time since the 2003-04 season the Spartans have played in three or more overtime contests. It's the first time since 1981-82 that MSU has won three overtime games, and the first time ever in program history that MSU has recorded three overtime home wins.

It's All About Boardwork

This year, Michigan State has out-rebounded 20 of 33 opponents, including 19 of the last 29, posting a +4.2 margin. The Spartans are 14-6 when out-rebounding their opponent, and 5-8 when failing to do so. In conference games, MSU ranked second in the Big Ten with a +4.2 margin. MSU has led the nation in rebounding margin in four of the last 11 seasons, including each of the last two, posting a +9.3 margin in 2009 and a +8.6 margin in 2010. The Spartans have led the Big Ten in rebounding margin in 11 of the last 13 years. In the Tom Izzo era, MSU has out-rebounded 416 of 543 opponents (.766), posting a 328-88 (.788) mark in those games.

Defensive Stopper

Delvon Roe has turned himself into one of the premier defenders in the Big Ten, earning a spot on the Big Ten's All-Defensive Team, joining Shannon Brown and Travis Walton as the only Spartans to earn that honor since its inception in 2006. A combination of strength, great feet and quickness allow him to defend on the interior or the perimeter. Roe is MSU's leader with 40 blocked shots and has played excellent defense on Purdue's JaJuan Johnson, Wisconsin's Jon Leuer and Northwestern's John Shurna, three of the best frontcourt scorers in the Big Ten.

Lucas Approaches 2,000 Career Points

Kalin Lucas ranks fifth in MSU career scoring with 1,985 points. The Spartan senior needs 30 points to pass Greg Kelser (2,014 points) for fourth place in MSU history.

MSU IN 2010-11 BIG TEN AND NCAA STATISTICS

TEAM

Team	Big Ten Rank	NCAA Rank
Scoring Offense	68.5 7th	174th
Scoring Defense	66.2 7th	120th
Scoring Margin	+2.3 7th	144th
FG Pct.	.432 11th	187th
FG Pct. Def.	.422 4th	119th
3-Pt FG Pct.	.353 6th	124th
3-Pt FG Pct. Def.	.364 8th	276th
3-Pt. FGs/Game	6.36 7th	142nd
FT Pct.	.699 8th	149th
Rebound Margin	+4.2 3rd	45th
Assists	14.82 6th	53rd
Steals	6.36 5th	169th
Blocked Shots	4.82 2nd	37th
Turnover Margin	-1.30 10th	263rd
Assist/TO Ratio	1.12 9th	79th
Off. Rebounds	11.88 3rd	---
Def. Rebounds	25.09 2nd	---

INDIVIDUAL

Scoring	Big Ten	NCAA
Kalin Lucas	17.2 7th	92nd

Rebounding	Big Ten	NCAA
Draymond Green	8.6 3rd	57th

FT Percentage	Big Ten	NCAA
Kalin Lucas	.824 6th	98th

Assists	Big Ten	NCAA
Draymond Green	3.97 9th	---
Kalin Lucas	3.30 11th	---

Steals	Big Ten	NCAA
Draymond Green	1.70 2nd	93rd
Kalin Lucas	1.03 14th	---

3-Pt FG Percentage	Big Ten	NCAA
Keith Appling	.404 10th	---
Kalin Lucas	.386 14th	---

3-Pt FG Made	Big Ten	NCAA
Durrell Summers	1.82 11th	---

Blocked Shots	Big Ten	NCAA
Delvon Roe	1.21 9th	---
Draymond Green	1.15 10th	---
Adreian Payne	0.79 14th	---

Assist/Turnover Ratio	Big Ten	NCAA
Draymond Green	1.75 12th	---
Kalin Lucas	1.31 13th	---

Offensive Rebounds	Big Ten	NCAA
Draymond Green	2.52 4th	---
Delvon Roe	1.88 14th	---

Defensive Rebounds	Big Ten	NCAA
Draymond Green	6.06 3rd	---

Minutes	Big Ten	NCAA
Kalin Lucas	33.27 15th	---

* Big Ten stats through games of March 13.
NCAA stats through games of March 13.

MSU IN 2010-11 BIG TEN STATISTICS (CONFERENCE GAMES ONLY)

TEAM

Team		Big Ten Rank
Scoring Offense	64.7	t-8th
Scoring Defense	67.2	8th
Scoring Margin	-2.4	7th
FG Pct.	.422	11th
FG Pct. Def.	.445	4th
3-Pt FG Pct.	.316	9th
3-Pt FG Pct. Def.	.380	9th
3-Pt. FGs/Game	5.61	9th
FT Pct.	.711	8th
Rebound Margin	+4.2	2nd
Assists	14.33	6th
Steals	5.44	6th
Blocked Shots	4.78	2nd
Turnover Margin	-1.33	9th
Assist/TO Ratio	1.22	8th
Off. Rebounds	11.50	2nd
Def. Rebounds	23.50	4th

INDIVIDUAL

Scoring		Big Ten
Kalin Lucas	18.4	4th

Rebounding		Big Ten
Draymond Green	7.9	4th

FT Percentage		Big Ten
Kalin Lucas	.856	6th

Assists		Big Ten
Draymond Green	4.06	t-8th
Kalin Lucas	3.33	12th

Steals		Big Ten
Draymond Green	1.67	2nd
Kalin Lucas	0.94	t-11th

Blocked Shots		Big Ten
Draymond Green	1.06	t-7th
Delvon Roe	1.00	9th
Adreian Payne	0.72	t-13th

Assist/Turnover Ratio		Big Ten
Draymond Green	1.83	8th
Kalin Lucas	1.43	14th

Offensive Rebounds		Big Ten
Draymond Green	2.50	4th
Delvon Roe	2.11	7th

Defensive Rebounds		Big Ten
Draymond Green	5.39	6th

Minutes		Big Ten
Kalin Lucas	35.72	7th

* Big Ten stats through games of March 6.

Appling's Emergence

Freshman guard Keith Appling has been an immediate contributor as a freshman, both offensively and defensively. At one point, he started 18 of 19 games, but has come off the bench in the last five to provide an offensive spark for the Spartans. He is averaging 6.3 points and 22.8 minutes on the season. He scored a season-high 19 points in MSU's home overtime win against Northwestern, scoring five straight points in the extra stanza. Defensively, he's proving to be a stopper on the perimeter.

Starting Lineup Shakeups

Michigan State has used 11 different starting lineups this season, compared to 19 last season. Kalin Lucas is the only Spartan to start every game this season.

Solid Defensive Effort

Michigan State is holding teams to 66.2 points per game and allowing opponents to shoot just 42.2 percent from the field, including 36.4 percent from 3-point range. MSU has held 11 opponents below 40 percent and 11 have topped 45 percent, including five above 50 percent, as MSU has out-shot its opponent in 19 of 33 contests. Statistically, MSU ranks second in blocks (4.73 bpg) and fifth in the conference in steals (6.53 spg), while Draymond Green ranks second in the Big Ten in steals (1.73 spg).

Lucas In Exclusive Club

With 1,985 career points and 553 career assists, Kalin Lucas is part of an exclusive club. He is just the fourth Spartan to total 1,500 career points and 500 career assists, joining Scott Skiles (2,145 pts., 645 asts.), Mateen Cleaves (1,541 pts., 816 asts.) and Drew Neitzel (1,534 pts., 582 asts.). If he scores 15 more points to reach 2,000 points, he'll join Skiles, Penn State's Talor Battle (2007-Present) and Michigan's Gary Grant (1984-88) as the only four Big Ten players with 2000 points and 500 assists in his career.

Block Party

Michigan State ranks second in the Big Ten in all games with 4.82 blocks per game. In conference action, MSU ranks second with 4.78 blocks per game, thanks in part to a 12-block effort at Northwestern. The 12 blocks rank as the second-greatest single-game total in school history. Freshman guard Keith Appling blocked five shots in the first game against the Wildcats, equaling the fourth-best single-game total in school history, and the best ever for a Spartan guard, while Delvon Roe blocked five shots in the second game vs. NU. Roe leads the Spartans with 40 blocks, good for sixth on the MSU single-season chart, followed by Draymond Green with 38. With 26 blocks, Adreian Payne ranks second all-time among Spartan freshmen, three behind Roe (2009).

Spartans From Distance

Michigan State is shooting .353 from 3-point range this season, ranking sixth in the Big Ten. Four different Spartans have knocked down 34 or more 3-pointers led by Durrell Summers with 60. Keith Appling is shooting a team-best .404 from 3-point range, as all four Spartans hitting 34 or more threes are shooting 35 percent or better (Lucas - .386, Green - .366, Summers - .357). As a team, MSU ranks seventh in the Big Ten with 6.36 3-pointers per game, after finishing last in the conference last season (5.1).

MSU's Detroit Duo

Michigan State's senior duo of Kalin Lucas and Durrell Summers, both from Detroit, rank in the top three on the Spartans in scoring. Lucas (17.2 ppg) and Summers (11.5 ppg) combine to average 28.7 points per game. The two guards have teamed up together since AAU basketball in middle school.

Summers Reaches 1,000

Durrell Summers became the 41st player to top 1,000 career points with his 21-point effort vs. Tennessee Tech. With 1,299 points for his career, he ranks 22nd in MSU history, needing 79 points to pass Julius McCoy for 21st (1,377 points).

Durrell From Downtown

Durrell Summers leads the Spartans in 3-point field goals made (60) and attempted (168), while ranking fourth in percentage (.357). He ranks 10th in the Big Ten in 3-point field goals made per game (1.90). His 60 made 3-pointers are a personal best for a single season. With 159 career 3-pointers, Summers ranks sixth in MSU history.

Dealing With Injury

One of the storylines for the 2010-11 Spartans has been how they've dealt with injuries and how different players battled back from injury. Several players missed significant time in the offseason due to injury. Most notably, Kalin Lucas rebounded from an Achilles injury suffered in the second round of the 2010 NCAA Tournament against Maryland. Shortly after the season concluded in April, Delvon Roe had surgery to repair a torn meniscus in his knee. Garrick Sherman had screws removed from his foot, left over from a high school injury. Freshman center Adreian Payne separated his shoulder late in his high school senior season and missed several months. Fellow freshman Russell Byrd suffered a broken foot in May, and when the foot never fully healed, he underwent a second surgery in early October. Austin Thornton suffered a back injury that kept him out of action for several weeks. Even Durrell Summers suffered a mild knee sprain and missed an opportunity to work with the USA Basketball Select Team.

In The Rankings

Eight different Spartan opponents are ranked in the latest polls, including Ohio State (1 AP/1 USA Today), Duke (3/5), Texas (8/10), Connecticut (9/19), Syracuse (12/11), Purdue (13/9), Wisconsin (16/13), and Washington (23/-).

Acting The Part

November 16 proved to be an especially busy day for Delvon Roe. At 7:30 p.m., the theatre major played the role of "Charles the Wrestler" in William Shakespeare's "As You Like It" put on by the MSU Department of Theatre at the Wharton Center. At 10 p.m., he resumed his normal role of starting power forward for the Spartans, playing one of his best games at MSU, recording 15 points, five rebounds and six assists. Roe also performed on stage on Nov. 17 and 18 prior to leaving for Maui. Feeling his healthiest since before injuring his knee in the first game of his senior year of high school, Roe is averaging 6.0 points and 5.1 rebounds on the season.

Sherman Hits The Mark

Garrick Sherman is shooting a strong .691 from the field this season. Since opening the season with a 3-of-6 effort, Sherman has hit 44 of his last 62. At one point, he connected on 10 straight shots this season.

Basketball Awards Banquet

The 2011 Michigan State Basketball Awards Banquet was held Sunday, March 6 at Breslin Center. Kalin Lucas was named Team MVP by both the team and media, becoming just the seventh three-time Team MVP in MSU history. Mike Kebler and Draymond Green each won three awards. Kebler received the Scholar-Athlete, Unsung Player and Most Improved Player Awards. Green received the Stephen G. Scofes Inspirational Player, Antonio Smith Glue and Guts, and Jumping Johnny Green Chairman of the Boards Awards. Delvon Roe shared the Glue and Guts Award with Green. Keith Appling became just the fourth freshman to win the John E. Benington Best Defensive Player Award, and Anthony Ianni won the Tim Bograkovs Walk-On Award.

Spartans In The NBA

Five former Spartans are currently on NBA rosters, including Charlie Bell (Golden State Warriors), Shannon Brown (Los Angeles Lakers), Morris Peterson (Charlotte Bobcats), Zach Randolph (Memphis Grizzlies) and Jason Richardson (Orlando Magic). Brown is a key reserve guard for the Lakers and has been a major contributor on back-to-back NBA Championship squads. Randolph was selected as a reserve for the 2010 NBA All-Star Game. Richardson has averaged more than 18 points per game over the course of his 10-year career.

MSU'S RECORD IN 2010-11 WHEN:

At home: 12-3
On road: 2-8
Neutral: 5-3
Leading at the half: 11-1
Trailing at the half: 7-11
Tied at halftime: 1-2

Shoot 50% or above from field: 6-1
Shoot less than 50% from field: 13-13
Opp. shoots 50% or above: 0-5
Opp. shoots less than 50%: 19-9
MSU outshoots opp.: 15-4
Opp. outshoots MSU: 4-10
Both teams shoot same from floor: 0-0

MSU outrebounds opp.: 14-6
Opp. outrebounds MSU: 4-6
Rebounds are equal: 1-2

MSU has more turnovers: 10-11
Opp. has more turnovers: 8-3
Turnovers are equal: 1-0

Game decided by 1-5 pts: 9-4
Game decided by 6-10 pts: 3-4
Game decided by 11-15 pts: 0-3
Game decided by 16+ pts: 7-3

MSU scores less than 60 pts: 1-7
MSU scores 60-69 pts: 4-5
MSU scores 70-79 pts: 8-2
MSU scores 80+ pts: 6-0

MSU allows less than 60 pts: 7-0
MSU allows 60-69 pts: 7-5
MSU allows 70-79 pts: 4-6
MSU allows 80+ pts: 1-3

MSU in overtime: 3-0

One MSU player scores 10+: 2-1
Two MSU players score 10+: 2-5
Three MSU players score 10+: 8-8
Four MSU players score 10+: 5-0
Five MSU players score 10+: 1-0
Six MSU players score 10+: 1-0

In November: 5-1
In December: 4-3
In January: 4-4
In February: 3-4
In March: 3-2

On Sunday: 2-2
On Monday: 2-0
On Tuesday: 3-4
On Wednesday: 2-3
On Thursday: 2-1
On Friday: 3-0
On Saturday: 5-4

Day Games: 7-6
Night Games: 12-8

The Associated Press Top 25 (March 14)

Team	Pts
1. Ohio State (51)	1,611
2. Kansas (14)	1,574
3. Duke	1,472
4. Pittsburgh	1,406
5. Notre Dame	1,332
6. San Diego State	1,322
7. North Carolina	1,189
8. Texas	1,069
9. Connecticut	1,019
10. Brigham Young	977
11. Kentucky	928
12. Syracuse	922
13. Purdue	903
14. Louisville	874
15. Florida	840
16. Wisconsin	619
17. Arizona	516
18. St. John's	433
19. Utah State	333
20. Xavier	270
21. Kansas State	240
22. West Virginia	178
23. Washington	176
24. Texas A&M	152
25. Vanderbilt	130

ESPN/USA Today Top 25 (March 7)

Team	Pts
1. Ohio State (25)	767
2. Kansas (6)	748
3. Pittsburgh	702
4. Notre Dame	678
5. Duke	595
6. San Diego State	592
7. North Carolina	560
8. Brigham Young	546
9. Purdue	537
10. Texas	518
11. Syracuse	492
12. Florida	456
13. Wisconsin	396
14. Louisville	364
15. Arizona	285
16. Kentucky	274
18. Utah State	230
19. Connecticut	165
20. Xavier	150
21. Texas A&M	146
22. Georgetown	117
23. Kansas State	113
24. Vanderbilt	80
25. Temple	77

MSU By Week

Date	AP	Coaches
Preseason	2	2
Nov. 15	2	2
Nov. 22	2	2
Nov. 29	6	6
Dec. 6	7	8
Dec. 13	14	15
Dec. 20	12	12
Dec. 27	20	19
Jan. 3	18	19
Jan. 10	RV	24
Jan. 17	17	18
Jan. 24	25	RV
Jan. 31	-	-
Feb. 7	-	-
Feb. 14	-	-
Feb. 21	-	-
Feb. 28	-	-
March 7	-	-
March 14	-	No poll

MSU VS. FLORIDA NOTES

About Florida

The Gators enter the NCAA Tournament as the Southeast Region's No. 2 seed with an overall record of 26-7. Florida won the SEC Eastern Division with a 13-3 conference record but fell to Kentucky in the championship game of the SEC Tournament, 70-54. The Gators are making their 16th NCAA Tournament appearance and own a 29-13 (.690) tournament record. Florida is one of just 14 schools to win multiple national championships (2006, 2007) and has made four appearances in the Final Four (1994, 2000, 2006, 2007). Last year, the 10th-seeded Gators lost to No. 7 seed BYU, 99-92 in double overtime, in the first round of the NCAA Tournament.

Florida vs. The Field of 68

The Gators went 13-3 against teams in the 2011 NCAA Tournament. Florida defeated Vanderbilt and Tennessee three times, Georgia twice, and also posted wins over Morehead State, Florida State, Kansas State and Xavier. The Gators lost two of three to Kentucky and also fell to Ohio State.

Common Opponents

The Spartans and Gators played two common opponents this season: Ohio State and South Carolina. Both the Spartans (71-61) and Gators (93-75) lost to Ohio State. MSU defeated South Carolina on Nov. 16 in East Lansing, 82-73, while Florida split the season series against the Gamecocks, losing at home on Jan. 15, 72-69, but winning in Columbia, S.C., 79-60, on Feb. 9.

Series History

The all-time series between MSU and Florida is tied at 3-3. Tom Izzo is 3-2 against Florida in his career, with all of the matchups coming against Billy Donovan. The two programs have met twice before in the NCAA Tournament, including the 2000 National Championship game as the Spartans defeated the Gators, 89-76, in Indianapolis. As a No. 7 seed, Michigan State beat second-seeded Florida in the second round of the 2003 NCAA Tournament in Tampa, 68-46. In the last meeting, Florida upset second-ranked Michigan State last season on Nov. 27, 2009, in the Legends Classic in Atlantic City, N.J.

Coach Donovan

Billy Donovan (Providence, '87), who is in his 15th season as the head coach of the Gators, is the all-time winningest coach in Florida history with a 357-146 (.710) record. Only Kentucky's Adolph Rupp (.842) owns a better winning percentage through 500 games at an SEC school. Donovan is also the third-winningest coach in SEC history, trailing only Rupp (875) and Dale Brown of LSU (448). Over Donovan's 17-year career, he has compiled a 392-166 (.703) overall record. For the first time in his career, Donovan was named SEC Coach of the Year this season after winning his fourth SEC regular-season title. Donovan is one of just 13 coaches in NCAA history and one of four active coaches to win multiple national titles (2006, 2007). He owns a .733 winning percentage (22-8 record) in 10 previous trips to the NCAA Tournament, ranking fourth among active coaches, including three trips to the Final Four (2000, 2006, 2007). Prior to coaching at Florida, Donovan went 35-20 (.636) in two years at Marshall. Before becoming a head coach, Donovan spent five years on Rick Pitino's staff at Kentucky.

Gator Notes

Florida finished the regular season with its third outright SEC title (1989, 2007, 2011) in school history . . . It marked just the fifth SEC title in the 92-year history of the program, although four of the five titles have come in the Billy Donovan era (2000, 2001, 2007, 2011) . . . Florida has won at least 20 games 13 consecutive years, the longest streak in the SEC Conference; that streak is also tied for third-longest in the nation (Kansas 22, Duke 15, Syracuse 13, Gonzaga 13) . . . Senior forward Chandler Parsons was the first Gator to be named SEC Player of the Year . . . a versatile 6-foot-10 small forward, Parsons finished the season averaging 11.5 points, 7.8 rebounds and 3.5 assists . . . Chandler Parsons is one of two active Division I college basketball players with over 1,300 points, 800 rebounds, 300 assists and 100 steals . . . In addition to Parsons, sophomore guard Kenny Boynton (14.1 ppg) and junior guard Erving Walker (14.4 ppg) were named second-team All-SEC . . . UF is 21-1 this season when holding opponents to 70 points or less . . . Florida is 9-3 this season in games decided by six points or less . . . Florida ranked second in the SEC in scoring defense, allowing 63.0 points per game . . . the Gators led the SEC in rebounding margin at +6.1.

MSU VS. UCSB NOTES

About UC Santa Barbara

The Gauchos qualified for the NCAA Tournament after earning the Big West's automatic bid by beating No. 1 seed Long Beach State in the conference tournament championship game. This marks UCSB's sixth appearance all time in program history, having previously played in the 1961, 1988, 1990, 2002 and 2010 tournaments. Overall, the Gauchos have an all-time record of 3-5 in tournament games. UC Santa Barbara enters the tournament with an overall record of 18-13, going 8-8 in conference contests.

UC Santa Barbara vs. The Field of 68

UCSB has faced two opponents this season who were selected for 2011 NCAA Tournament – UNLV and San Diego State. The Gauchos traveled to face the Rebels on the road on Dec. 15 and pulled out the 68-62 win. Against the Aztecs, UC Santa Barbara fell on the road 90-64.

Common Opponents

Michigan State has no common opponent with UCSB.

Series History

The Spartans have only met the Gauchos one other time back in 1990. In the lone meeting, MSU topped UC Santa Barbara by a score of 65-58 in the second round of the NCAA Tournament, advancing to the NCAA Sweet 16 against Georgia Tech.

Coach Williams

Bob Williams (San Jose State, '76) is in his 13th season at the helm of UC Santa Barbara. Williams has led the team to back-to-back NCAA Tournament appearances for the first time in program history, and its third appearance under Williams. The Gauchos qualified for the tournament in 2010 after winning both the Big West regular season and tournament titles. Overall in his career, Williams has a record of 406-269 (.601), going 218-106 (.673) in league games. At UCSB, Williams is the second all-time winningest coach in program history with his record of 217-169 (.562) while going 128-84 (.604) in Big West games. Williams is a three-time Big West Coach of the Year honoree (1999, 2003 & 2010). Williams' previous head coaching stints include eight years with UC Davis and two seasons with Menlo College. This will mark the seventh time a Williams led team has qualified for the NCAA Tournament.

Gauche Notes

UC Santa Barbara is making its sixth appearance in the NCAA Tournament after winning the Big West Conference Tournament ... This marks UCSB's first back-to-back tournament appearance in program history ... UCSB returned all five starters and six reserves from its 2010 NCAA Tournament team ... The team is led by NABC First Team All-District honoree Orlando Johnson ... On the season, Johnson has led the team in scoring with an average of 21.1 points per game as well as on the boards with a 6.3 average ... Johnson was named First Team All-Big West as well as Big Test Tournament MVP for the second-consecutive year ... Johnson set the school's single game scoring record on Feb. 5 when he recorded 39 points against UC Davis ... Johnson and James Nunnally have combined for the best one-two punch in school history. Together, Johnson and Nunnally have combined for 1,033 points this season, the most any two players have combined for in a single-season in school history ... Both Johnson and Nunnally rank among UCSB's all-time point scorers with 1,193 and 1,178 points, respectively ... On the year, the Gauchos have limited their opponents to 65.4 points per game.

SPARTAN SPORTS NETWORK RADIO AFFILIATES

City..... Call Letters (Frequency)

Alma	WFYC-AM 1280
Ann Arbor.....	WLBY-AM 1290
Bad Axe	WLEW-AM 1340
Battle Creek.....	WBCK-FM 95.3
Benton Harbor	WCSY-FM 103.7
Cheboygan	WCBY-AM 1240
Detroit.....	WJR-AM 760
Escanaba.....	WUPF-FM 107.3
Flint.....	WWCK-AM 1570
Gaylord	WMJZ-FM 101.5
Grand Haven	WGHN-FM 92.1
Grand Rapids	WBBL-FM 107.3
Greenville	WGLM-FM 106.3
Hastings.....	WBCH-AM 1220
.....	WBCH-FM 100.1
Holland	WPNW-AM 1260
Iron Mountain.....	WMIQ-AM 1450
Ishpeming.....	WUPG-FM 96.7
Jackson	WIBM-AM 1450
Kalamazoo.....	WKZO-AM 590
Lansing	WJIM-AM 1240
.....	WMMQ-FM 94.9
Ludington.....	WKLA-AM 1450
Manistee.....	WMTE-AM 1340
Midland.....	WLUN-FM 100.9
Newberry	WMJT-FM 96.7
Petoskey.....	WJML-AM 1110
Port Huron	WPHM-AM 1380
Saginaw.....	WNEM-AM 1250
Sturgis	WBET-AM 1230
Tawas City	WKJC-FM 104.7
Traverse City	WLDR-FM 101.9

MSU ADDS FOUR RECRUITS

Michigan State men's basketball head coach Tom Izzo announced Nov. 10 that four players have signed National Letters of Intent to attend Michigan State next fall and play for the 2011-12 Spartan basketball team. The signees include **Dwaun Anderson** (G, 6-3, 195, Suttons Bay, Mich., Suttons Bay H.S.), **Branden Dawson** (F, 6-6, 205, Gary, Ind., Lew Wallace H.S.), **Brandan Kearney** (F, 6-6, 182, Detroit, Mich., Southeastern H.S.) and **Travis Trice** (G, 6-0, 168, Huber Heights, Ohio, Wayne H.S.).

Dwaun Anderson (G, 6-3, 195, Suttons Bay, Mich., Suttons Bay H.S.) – 2010 Class C All-State Selection as chosen by the Detroit Free Press ... Averaged 20 points, 6 rebounds, 4 assists and 2 blocks as a junior for Coach Todd Hursey at Suttons Bay High School ... Led Suttons Bay to a 25-2 mark and a spot in the 2010 Class C state title game ... Totaled 16 points, 12 rebounds, five blocks and three steals in the title game ... Also earned All-Northwest Conference and All-Area Dream Team honors as a junior ... Ranked the No. 89 player and the No. 23 shooting guard in the nation by Rivals.com ... 2009 Class C All-State Selection as chosen by the Detroit Free Press ... Averaged 19.7 points, 4.5 rebounds and 4 assists as a sophomore ... 2009 All-Northwest Conference and All-Area First Team selection ... Averaged 14.5 points, 2 assists and 1.5 rebounds as a freshman.

Branden Dawson (F, 6-6, 205, Gary, Ind., Lew Wallace H.S.) – 2010 Associated Press First-team All-State honoree ... 2010 Northwest Indiana Times Player of the Year ... Averaged 23.1 points, 14.7 rebounds, 4.8 steals and 3.1 blocks as a junior, shooting 62 percent from the field ... Led Lew Wallace High School to a 19-5 mark and the 3A state championship game, totaling 22 points and 11 rebounds in an overtime loss ... Ranked among the top 15 players in the nation by Rivals.com (#13), ESPN Top 100 (#14) and Scout.com (#15) ... Rated the No. 4 small forward in the nation by Rivals.com, ESPN Top 100 and Scout.com ... Participated in 2010 LeBron James and Paul Pierce Skills Academies ... Participated in 2010 NBA Top 100 Camp ... Two-time all-area selection ... Averaged 17.3 points, 15 rebounds, 4.1 assists, 4.5 steals and 3.8 blocks as a sophomore ... AAU teammate of fellow Michigan State signee Travis Trice for SYF Players ... Plays for Coach Renaldo Thomas at Lew Wallace High School.

Brandan Kearney (F, 6-6, 182, Detroit, Mich., Southeastern H.S.) – Averaged 15.6 points, 6.5 rebounds, 5.5 assists, 3 steals and 1 block as a junior for Coach George Ward at Detroit Southeastern High School ... Also shot 51 percent from the field ... Led Southeastern to 2010 Michigan Class A regional semifinal ... 2010 Sixth-team All-State Class A and Third-team All-Detroit selection as chosen by Detroit Free Press ... Scored a season-high 33 points against Chicago Julien ... Participated in 2010 NBA Top 100 Camp ... Rated the No. 29 small forward in the nation by Scout.com ... Took part in USA Basketball competition in each of the last two summers ... 2010 USA Basketball Youth Olympic Games participant ... Member of 2009-10 USA Basketball Men's Developmental National Team ... Won a Gold Medal with Team USA at the 2009 FIBA Americas U16 Championship ... Averaged 12.5 points, 6.0 rebounds and 6.0 assists as a sophomore ... Led Southeastern to 2009 district title and PSL championship game ... Averaged 10 points, 3.4 rebounds and 3.5 assists as a freshman.

Travis Trice (G, 6-0, 168, Huber Heights, Ohio, Wayne H.S.) – Averaged 22.1 points, 4.9 assists and 4.2 steals as a junior at Wayne High School, playing for his father Travis Trice ... Shot 43 percent from 3-point range ... 2010 Third-team All-State honoree ... First-team all-conference and all-district selection ... 2010 conference player of the year ... Rated the No. 28 point guard in the nation by Scout.com ... Two-time district underclassman of the year ... Averaged 16.5 points as a sophomore ... 2009 Third-team all-district and First-team all-conference ... AAU teammate of fellow Michigan State signee Branden Dawson for SYF Players ... Father, Travis, played two years each at Purdue and Butler ... Grandfather, Bob Pritchett, played at Vincennes University and Old Dominion and is in the Old Dominion Hall of Fame.



THE BOOK ON TOM IZZO

- * *Four-Time National Coach of the Year*
- * *One NCAA, Six Big Ten & Two Big Ten Tournament titles*
- * *Six Final Four appearances*
- * *Two-Time Big Ten Coach of the Year*
- * *14 straight NCAA Tournament appearances*
- * *12 NBA Draft Picks, including six first rounders*
- * *Six All-Americans - Two Academic All-Americans*
- * *Graduates 83% of players that complete eligibility*
- * *Longest serving active Big Ten men's basketball coach*

* *One of six coaches in Big Ten history with six league titles.*

* *NABC President*

* *USA Basketball Collegiate Committee*

* *11 20-win seasons*

Coach Izzo

In his 16th year, Tom Izzo (Northern Michigan, '77) is 383-160 (.705), and 183-85 (.683) in the Big Ten, as the coach of the Michigan State basketball program. He ranks as the winningest coach in Michigan State history, having passed his mentor Jud Heathcote with his 341st career victory on Nov. 28, 2009. In his 15 seasons as a head coach, Izzo has won National Coach of the Year honors four times, including the Clair Bee Award in 2005 and NABC honors in 2001. In 1999, Izzo was named National Coach of the year by Basketball Times, while earning similar honors from The Associated Press, Basketball News and the USBWA in '98. He earned Big Ten Coach of the Year honors in 1998 and 2009.

Among The Big Ten's Best

Tom Izzo's .683 winning percentage in Big Ten games ranks fourth all-time among league coaches with at least 10 years of service, behind Wisconsin's Bo Ryan (.714), former Indiana coach Bob Knight (.700) and former Purdue coach Ward Lambert (.685). In all games, Knight ranks first at .734, followed by Wisconsin's Walter Meanwell (.712), Lambert (.709) and Izzo (.705). With 183 conference victories, Izzo ranks sixth all-time.

Izzo Among Best Ever

Through his first 15 seasons, Tom Izzo won 364 games, ranking seventh in college basketball history for most wins by a college coach in his first 15 years.

Izzo's Coaching Tree

Four current Division I head coaches all served as assistants to Tom Izzo, including Tom Crean (Indiana), Brian Gregory (Dayton), Stan Heath (South Florida) and Doug Wojcik (Tulsa). Mike Garland served as head coach at Cleveland State for three seasons and Stan Joplin, an assistant during Izzo's first season, spent 12 seasons as head coach at Toledo.

IZZO CAREER COACHING RECORD

Year	Overall	Pct.	Big Ten	Pct.	Finish	Postseason
1995-96	16-16	.500	9-9	.500	7th	NIT Second Round
1996-97	17-12	.586	9-9	.500	T-6th	NIT Second Round
1997-98	22-8	.733	13-3	.813	T-1st	NCAA Sweet 16
1998-99	33-5	.868	15-1	.938	1st	NCAA Final Four
1999-2000	32-7	.821	13-3	.813	T-1st	NCAA Champion
2000-01	28-5	.848	13-3	.813	T-1st	NCAA Final Four
2001-02	19-12	.613	10-6	.625	5th	NCAA First Round
2002-03	22-13	.629	10-6	.625	T-3rd	NCAA Elite Eight
2003-04	18-12	.600	12-4	.750	T-2nd	NCAA First Round
2004-05	26-7	.788	13-3	.813	2nd	NCAA Final Four
2005-06	22-12	.647	8-8	.500	T-6th	NCAA First Round
2006-07	23-12	.657	8-8	.500	T-7th	NCAA Second Round
2007-08	27-9	.750	12-6	.667	4th	NCAA Sweet 16
2008-09	31-7	.816	15-3	.833	1st	NCAA Runner Up
2009-10	28-9	.757	14-4	.778	T-1st	NCAA Final Four
2010-11	19-14	.575	9-9	.500	t-4th	
16 Years	383-160	.705	183-85	.683		

Highest NCAA Tournament Winning Percentage - Active

Coach	Pct. (W-L)
1. Mike Krzyzewski	.773 (75-22)
2. Roy Williams	.753 (55-18)
3. Tom Izzo	.745 (35-12)

Most Final Four Appearances - Active

Coach	Appearances
1. Mike Krzyzewski	11
2. Roy Williams	7
3. Tom Izzo	6
4. Rick Pitino	5

Most Consecutive NCAA Tournament Appearances - Active Streak

Coach	Appearances
1. Rick Barnes	16
Mike Krzyzewski	16
3. Tom Izzo	14

Most Wins In First 15 Seasons

Coach	Wins
1. Roy Williams	418
2. Nolan Richardson	371
3. Denny Crum	370
John Calipari	370
5. Jim Boeheim	369
6. Tubby Smith	365
7. Tom Izzo	364

Big Ten Conference Games Winning Percentage

Minimum 10 Years in Conference

Coach	Pct. (W-L)
1. Bo Ryan (UW)	.714 (120-48)
2. Bob Knight (IND)	.700 (353-151)
3. Ward Lambert (PUR)	.685 (228-105)
4. Tom Izzo (MSU)	.683 (183-85)

Career Big Ten Victories

Coach	Wins
1. Bob Knight (IND)	353
2. Gene Keady (PUR)	265
3. Ward Lambert (PUR)	228
4. Lou Henson (ILL)	214
5. Branch McCracken (IND)	210
6. Tom Izzo (MSU)	183
7. Jud Heathcote (MSU)	182

Notable Izzo Wins

Win #1: vs. Chaminade (69-66), 11/20/95

Big Ten Win #1: vs. Indiana (65-60), 1/4/96

Win #100: vs. Indiana (77-71 OT), 1/11/2000

Win #200: vs. Iowa (89-72), 2/4/2004

Big Ten Win #100: vs. Minnesota (69-58), 2/14/2004

Win #232*: vs. Duke (78-68), 3/25/2005

Win #300: vs. Iowa (66-52), 2/23/2008

Win #341:** vs. UMass (106-68), 11/28/2009

* Became MSU's second-winningest coach

** Became MSU's all-time winningest coach

2010-11 SPARTAN BASKETBALL



#2/2 MICHIGAN STATE 96
EASTERN MICHIGAN 66



#2/2 MICHIGAN STATE 82
SOUTH CAROLINA 73



#2/2 MICHIGAN STATE 82
CHAMINADE 74

#1

Nov. 12, 2010 • East Lansing, Mich.
Breslin Center

Key Stat: Points In The Paint
MSU - 40, EMU - 18

Quotable: "I would say no, I don't feel comfortable with where we are for where we've got to be. But I still like the pieces. It's just a matter of putting the puzzle together now."
- MSU coach Tom Izzo

Key Moment: Leading 25-15 with 11:03 left in the first half, MSU went on a 12-0 run in under three minutes to take control of the contest.

Notes: Michigan State improved to 90-22 all-time in season openers, including winning 33 of the last 34 ... Michigan State won its 34th straight home opener, improving to 94-18 all-time ... Keith Appling scored 14 points on just four shots, which ranks fifth most for a Spartan in his freshman debut ... Draymond Green tied his career high with seven assists, while also tying for the team lead with eight rebounds ... In his first official game since tearing his Achilles last March, Kalin Lucas led MSU with 18 points ... Garrick Sherman grabbed a career-best eight rebounds and tied his career high with eight points ... Austin Thornton scored a career-high 10 points and grabbed a career-high tying five rebounds ... MSU shot 28-of-42 from the foul line. The 28 makes were the most since March 18, 2005, and the 42 attempts were the most since Dec. 6, 2003 ... MSU had 10 blocks in the game, equalling the second-highest single-game total in school history ... MSU had six players score in double figures for the first time since the 2009-10 opener.

Michigan State	FG	3FG	FT	O-D-R	PF	PTS	A	T	B	S	MIN
Kalin Lucas, g	5-10	1-4	7-7	0-3-3	0	18	6	2	0	1	26
Delvon Roe, f	1-4	0-0	3-4	2-6-8	3	5	0	1	2	1	22
Durrell Summers, g	7-13	3-4	0-2	0-4-4	1	17	0	5	0	1	32
Draymond Green, f	4-6	1-2	3-5	0-8-8	4	12	7	1	3	1	24
Garrick Sherman, c	3-6	0-0	2-4	3-5-8	1	8	0	2	1	2	15
Matt Heneveld	0-1	0-0	0-0	0-0-0	0	0	0	0	0	0	2
Adreian Payne	5-8	0-1	0-3	2-5-7	4	10	0	3	1	1	14
Keith Appling	3-4	1-1	7-7	0-1-1	2	14	3	5	2	0	23
Austin Thornton	3-5	0-1	4-4	1-4-5	2	10	2	1	0	2	22
Dan Chapman	0-0	0-0	0-0	0-0-0	0	0	0	0	0	0	1
Derrick Nix	0-2	0-0	2-6	1-3-4	1	2	0	0	1	0	15
Nick Giard	0-0	0-0	0-0	0-0-0	0	0	0	0	0	0	2
Anthony Ianni	0-0	0-0	0-0	0-0-0	1	0	0	0	0	0	2
Team				0-3-3							
Totals	31-59	6-13	28-42	9-42-51	19	96	18	20	10	9	200
Total FG%	1st: 17-31 (54.8%)	2nd: 14-28 (50.0%)	Game: 52.5%								
3-PT FG%	1st: 2-3 (66.7%)	2nd: 1-10 (40.0%)	Game: 46.2%								
F Throw%	1st: 13-8 (72.2%)	2nd: 15-24 (62.5%)	Game: 66.7%								

Eastern Michigan	FG	3FG	FT	O-D-R	PF	PTS	A	T	B	S	MIN
Jay Higgins, f	2-7	0-3	0-2	1-1-2	4	4	2	2	0	2	18
Antonio Green, g	4-10	4-9	0-2	1-3-4	0	12	2	1	0	1	34
Brandon Bowdry, f	10-28	5-8	7-14	4-11-15	1	32	2	2	0	0	34
Darrell Lampley, g	3-9	2-5	0-0	0-0-0	3	8	2	4	0	0	23
Matt Balkema, c	1-3	0-0	0-0	1-0-1	5	2	0	1	0	0	12
J.R. Sims	1-2	0-1	0-0	1-1-2	1	2	0	1	0	1	10
Adrian Burton	2-6	0-2	0-0	2-1-3	5	4	1	3	0	0	13
Will Cooper	1-5	0-1	0-0	2-3-5	4	2	0	4	1	0	25
Kenny Stewart	0-0	0-0	0-0	0-1-1	4	0	0	1	0	0	5
Jamell Harris	0-4	0-0	0-0	1-1-2	5	0	0	2	1	0	15
Kamil Janton	0-2	0-0	0-0	0-0-0	1	0	1	0	0	0	8
Team				0-5-5							
Totals	24-76	11-29	7-18	13-27-40	33	66	10	19	3	5	200
Total FG%	1st: 13-40 (32.5%)	2nd: 11-36 (30.6%)	Game: 31.6%								
3-PT FG%	1st: 6-14 (42.9%)	2nd: 5-15 (33.3%)	Game: 37.9%								
F Throw%	1st: 1-3 (33.3%)	2nd: 6-15 (40.0%)	Game: 38.9%								

Officials: Terry Wymer, Jim Schipper, Larry Scirotto
Attendance: 14,797
Halftime Score: MSU 49-33

Record: MSU 1-0; EMU 0-1

#2

Nov. 16, 2010 • East Lansing, Mich.
Breslin Center

Key Stat: Field-Goal Percentage
MSU - 54.7%, USC - 35.7%

Quotable: "We were still able to win the game, but I think we can play a lot better. It was little things. Silly turnovers, guys not running hard on certain plays. It lets us know how good we could be, just pulling this game out. We got to get a lot better."
- MSU senior Durrell Summers

Key Moment: Trailing 21-19 at the 9:16 mark, Michigan State used a 14-0 run over 3:58 to take control of the game. The Spartans closed the first half on a 23-4 spurt.

Notes: Draymond Green's six steals rank tied for seventh in MSU single game history ... Green recorded the ninth double-double of his career with 18 points and 12 rebounds ... Delvon Roe dished out a career-high six assists, in addition to scoring 15 points on 5-of-6 shooting. Prior to the 10 p.m. game, Roe played the role of Charles the Wrestler in Shakespeare's As You Like It, put on by the MSU Department of Theatre ... Michigan State recorded an assist on 23 of its 29 field goals, including 15 of 16 first half baskets ... The two teams combined for 39 turnovers (MSU-19, USC-20).

Michigan State	FG	3FG	FT	O-D-R	PF	PTS	A	T	B	S	MIN
Kalin Lucas, g	2-8	1-3	0-1	1-0-1	4	5	7	2	0	2	29
Delvon Roe, f	5-6	0-0	5-8	1-4-5	4	15	6	1	1	1	28
Durrell Summers, g	8-17	1-5	5-8	2-4-6	0	22	1	1	0	1	35
Draymond Green, f	5-6	2-3	6-9	2-10-12	2	18	2	3	4	6	31
Garrick Sherman, c	3-3	0-0	0-4	1-0-1	0	6	1	1	0	0	15
Adreian Payne	2-2	0-0	1-2	3-4-7	2	5	0	2	0	0	10
Keith Appling	2-6	1-2	0-0	0-2-2	4	5	2	3	0	0	18
Austin Thornton	2-3	2-3	0-0	1-0-1	1	6	0	1	0	0	11
Mike Kebler	0-0	0-0	0-0	0-1-0	0	0	0	0	0	0	1
Derrick Nix	0-0	0-0	0-2	0-1-1	0	0	1	0	0	1	4
Korie Lucious	0-2	0-1	0-0	0-1-1	4	0	3	5	0	0	18
Team				0-3-3							
Totals	29-53	7-17	17-34	11-30-41	21	82	23	19	5	11	200
Total FG%	1st: 16-29 (55.2%)	2nd: 13-24 (54.2%)	Game: 54.7%								
3-PT FG%	1st: 5-10 (50.0%)	2nd: 2-7 (28.6%)	Game: 41.2%								
F Throw%	1st: 5-12 (41.7%)	2nd: 12-22 (54.5%)	Game: 50.0%								

South Carolina	FG	3FG	FT	O-D-R	PF	PTS	A	T	B	S	MIN
Brian Richardson, g	3-7	3-6	2-2	0-4-4	4	11	0	1	0	1	23
Bruce Ellington, g	4-15	1-7	0-0	5-6-11	4	9	2	2	1	0	30
Lakeem Jackson, f	7-18	3-7	5-9	2-3-5	3	22	5	8	0	4	34
Sam Muldrow, f	2-8	0-2	0-3	1-3-4	1	4	2	4	0	1	28
Stephen Spinella	1-5	1-2	2-2	1-1-2	4	5	1	0	0	0	20
Ramon Galloway	3-5	2-2	2-2	1-2-3	2	10	0	0	0	0	21
Damontre Harris	1-6	1-5	1-2	0-1-1	2	4	1	4	0	2	19
Johnnie Jefferson	0-4	0-0	0-1	1-0-1	3	4	0	0	0	1	13
R.J. Slawson	2-0	0-0	0-0	0-0-0	0	0	0	0	0	0	4
Team	2-2	0-0	0-0	2-0-2	2	4	0	1	0	1	8
Totals	25-70	11-31	12-21	21-23-44	25	73	11	20	1	10	200
Total FG%	1st: 10-30 (33.3%)	2nd: 15-40 (37.5%)	Game: 35.7%								
3-PT FG%	1st: 3-11 (27.3%)	2nd: 8-20 (40.0%)	Game: 35.5%								
F Throw%	1st: 2-2 (100.0%)	2nd: 10-19 (52.6%)	Game: 57.1%								

Officials: Paul Janssen, Mike Kitts, Ray Perone
Attendance: 14,797
Halftime Score: MSU 42-25

Record: MSU 2-0; USC 1-1

#3

Nov. 22, 2010 • Lahaina, Hawai'i
Lahaina Civic Center

Key Stat: 3-Point Field-Goal Percentage
MSU - 57.1%, CUH - 37.0%

Quotable: "I'd like to tell you that it was all our fault but ... you've got to give them lot of credit."
- MSU coach Tom Izzo

Key Moment: With a lineup of Thornton, Appling, Roe, Lucious and Sherman on the court, MSU turned a three-point second-half deficit into a 12-point lead. During the stretch, Appling, Lucious and Thornton all knocked down 3-pointers.

Notes: Kalin Lucas scored a then-career high 28 points ... The Spartans trailed by eight points twice in the first half, but tied the game at the half behind 14 first-half points from Lucas on 7-of-11 shooting ... Michigan State was out-rebounded 17-10 in the first half and 35-30 for the game ... Korie Lucious came off the bench to score 13 points on 4-of-7 shooting, including 3-of-5 from behind the arc ... Michigan State committed a season-low 12 turnovers.

Michigan State	FG	3FG	FT	O-D-R	PF	PTS	A	T	B	S	MIN
Delvon Roe, f	3-8	0-0	2-2	2-6-8	3	8	0	2	0	2	25
Draymond Green, f	4-8	1-2	1-4	2-8-10	3	10	4	3	0	3	33
Garrick Sherman, c	2-2	0-0	0-0	1-3-4	2	4	0	1	0	0	20
Kalin Lucas, g	11-20	1-4	5-5	1-0-1	1	28	2	2	0	1	29
Durrell Summers, g	2-7	1-1	1-2	2-2-4	3	6	1	1	0	0	24
Adreian Payne	0-1	0-0	0-0	0-1-1	3	0	0	1	0	0	7
Keith Appling	2-2	1-1	3-4	0-0-0	0	8	0	0	0	0	13
Austin Thornton	2-2	1-1	0-0	0-0-0	1	5	2	0	0	0	8
Mike Kebler	0-1	0-0	0-0	1-0-1	0	0	0	0	0	2	13
Korie Lucious	4-7	3-5	2-2	0-0-0	1	13	4	2	0	0	28
Team				1-0-1							
Totals	30-58	8-4	14-19	10-20-30	17	82	13	12	0	8	200
Total FG%	1st: 16-30 (53.3%)	2nd: 14-28 (50.0%)	Game: 51.7%								
3-PT FG%	1st: 4-7 (57.1%)	2nd: 4-7 (57.1%)	Game: 57.1%								
F Throw%	1st: 3-4 (75.0%)	2nd: 11-15 (53.3%)	Game: 73.7%								

Chaminade	FG	3FG	FT	O-D-R	PF	PTS	A	T	B	S	MIN
Shane Hanson, f	5-10	5-10	0-0	3-3-6	3	15	0	1	0	0	30
Mamadou Diarra, c	8-14	0-0	0-1	3-8-11	2	16	0	6	5	0	38
Steven Bennett, g	7-16	1-7	5-7	1-0-1	2	20	10	2	0	0	38
Chris Curtis, g	0-2	0-1	0-0	3-2-5	1	0	1	1	0	2	21
De'Andre Haskins, g	3-9	2-4	3-4	0-3-3	5	11	3	4	0	2	26
Dominique Cooks	1-1	0-0	0-0	0-1-1	0	2	0	1	0	0	8
Rashaad Ubah	2-2	0-0	0-0	0-1-1	2	2	0	0	0	1	11
Chandler Pearson	2-3	2-3	2-2	0-2-2	2	8	0	1	0	0	24
Waly Coulibaly	0-2	0-2	0-0	0-0-0	0	0	0	0	0	0	4
Team				2-3-5							
Totals	27-58	10-27	10-14	12-23-35	17	74	14	16	5	5	200
Total FG%	1st: 14-26 (53.8%)	2nd: 13-32 (40.6%)	Game: 46.6%								
3-PT FG%	1st: 4-11 (36.4%)	2nd: 6-16 (37.5%)	Game: 37.0%								
F Throw%	1st: 7-9 (77.8%)	2nd: 3-5 (60.0%)	Game: 71.4%								

Officials: Sean Hill, Tony Padilla, Gerry Pollard
Attendance: 2,400
Halftime Score: Tied 39-39

Record: MSU 3-0; CUH 3-1



2010-11 SPARTAN BASKETBALL



CONNECTICUT 70
#2/2 MICHIGAN STATE 67



#2/2 MICHIGAN STATE 76
#13/11 WASHINGTON 71



#2/2 MICHIGAN STATE 73
TENNESSEE TECH 55

#4

Nov. 23, 2010 • Lahaina, Hawai'i
Lahaina Civic Center

Key Stat: Second Chance Points
MSU - 16, UCONN - 27

Quotable: "We had Kemba Walker, and Tom didn't."
- UConn coach Jim Calhoun

Key Moment: After a Kalin Lucas 3-pointer gave MSU a 61-55 lead with 9:17 remaining, UConn went on an 11-0 run over the next four minutes to take a 66-61 lead.

Notes: Draymond Green scored a career-high 22 points to lead MSU, while also leading the Spartans in rebounding (12), assists (5) and blocks (3) ... Michigan State and Connecticut each grabbed 40 rebounds, but the Huskies turned 18 offensive boards into 27 second-chance points ... Austin Thornton made his first career start ... Michigan State fell to 1-3 all-time in the Maui Invitational semifinals ... MSU was outscored in the paint, 36-28, marking the first time that happened all season ... The game featured 16 ties and 11 lead changes, including seven lead changes in the second half ... MSU shot a season-best 75.0 percent from the foul line (15-of-20), but missed five of their last six, including one front end of a one-and-one.

Michigan State	FG	3FG	FT	O-D-R	PF	PTS	A	T	B	S	MIN
Delvon Roe, f	1-3	0-0	3-3	1-3-4	5	5	0	0	3	1	22
Garrick Sherman, f	3-3	0-0	0-0	0-4-4	2	6	0	0	1	0	23
Kalin Lucas, g	4-12	2-4	0-1	0-2-2	0	10	1	5	0	0	32
Austin Thornton, g	1-2	0-0	0-0	0-2-2	3	2	0	0	0	0	10
Durrell Summers, g	5-12	1-5	2-2	1-4-5	2	13	0	1	0	0	32
Adreian Payne	0-2	0-0	0-0	1-1-2	0	0	0	0	1	0	6
Keith Appling	0-4	0-1	4-4	1-0-1	3	4	3	0	0	2	14
Mike Kebler	0-0	0-0	0-0	1-1-2	1	0	0	1	0	0	7
Draymond Green	7-13	2-3	6-10	5-7-12	3	22	5	4	3	1	29
Korie Lucious	2-6	1-4	0-0	1-0-1	1	5	3	2	0	1	25
Team				3-2-5							1
Totals	23-57	6-17	15-20	14-26-40	20	67	12	14	8	5	200

Total FG% 1st: 12-34 (35.3%) 2nd: 11-23 (47.8%) Game: 40.4%
3-PT FG% 1st: 2-9 (22.2%) 2nd: 4-8 (50.0%) Game: 35.3%
F Throw% 1st: 8-8 (100.0%) 2nd: 7-12 (58.3%) Game: 75.0%

Connecticut	FG	3FG	FT	O-D-R	PF	PTS	A	T	B	S	MIN
Niels Giffey, f	2-5	0-2	0-0	2-1-3	0	4	2	0	0	2	26
Alex Oriakhi, f	7-14	0-0	1-6	9-8-17	1	15	0	2	1	1	37
Charles Okwandu, c	0-1	0-0	0-1	1-0-1	1	0	0	0	1	0	6
Jeremy Lamb, g	1-3	0-1	0-0	0-0-0	3	2	0	0	0	0	13
Kemba Walker, g	10-19	4-11	6-7	1-2-3	1	30	4	4	0	3	38
Donnell Beverly	0-1	0-1	0-0	0-0-0	0	0	0	0	0	0	5
J. Coombs-McDaniel	1-2	0-1	2-2	0-2-2	1	4	0	1	0	0	11
Tyler Olander	0-2	0-0	0-0	0-2-2	3	0	0	0	0	0	9
Shabazz Napier	2-9	1-5	2-4	0-0-0	4	7	1	2	0	0	28
Roscoe Smith	2-6	1-3	3-4	5-3-8	3	8	0	0	3	0	27
Team				0-4-4							
Totals	25-62	6-24	14-24	18-22-40	17	70	7	9	5	6	200

Total FG% 1st: 13-34 (38.2%) 2nd: 12-28 (42.9%) Game: 40.3%
3-PT FG% 1st: 3-12 (25.0%) 2nd: 3-12 (25.0%) Game: 25.0%
F Throw% 1st: 5-8 (62.5%) 2nd: 9-16 (56.3%) Game: 58.3%

Officials: Tim Higgins, Ed Hightower, Tony Padilla
Attendance: 2,400
Halftime Score: Tied 34-34

Record: MSU 3-1; UConn 4-0

#5

Nov. 24, 2010 • Lahaina, Hawai'i
Lahaina Civic Center

Key Stat: Turnovers by Half
1st Half: MSU - 14, UW - 6
2nd Half: MSU - 6, UW - 9

Quotable: "I'm not gonna lie to you, I was disappointed in Durrell, I did not think he played very well. But the difference with this year and last year is he's been working his tail off. He probably worked as hard as any human being that I've coached during the summer. He's still working every day. And I thought he was a little down, I don't blame him for being down. But I found it easier to go to him because I do believe in what he's done, and that's the work he's put in."

- MSU coach Tom Izzo, on his decision to call play for Summers in timeout before he hit go-ahead 3-pointer.

Key Moment: After hitting just one of his first nine shots and none of his five 3-point attempts, Durrell Summers knocked down back-to-back 3-pointers in the final 2:05 to turn a 68-66 deficit into a 72-68 Spartan lead.

Notes: Kalin Lucas established a new career high with 29 points, hitting 9-of-13 from the field, including 4-of-5 from 3-point range ... Garrick Sherman scored a career-best 10 points, including the first six of the second half ... Michigan State out-rebounded Washington, 16-11, in the second half, en route to a 31-27 overall advantage ... MSU's 14 first-half turnovers resulted in 17 Husky points, but the Spartans' six second-half turnovers turned into just five points ... MSU grabbed nearly half of its misses, collecting 13 offensive rebounds, compared to 15 defensive boards for Washington.

Michigan State	FG	3FG	FT	O-D-R	PF	PTS	A	T	B	S	MIN
Delvon Roe, f	0-1	0-0	0-0	0-4-4	2	0	0	1	0	0	24
Garrick Sherman, f	4-5	0-0	2-2	1-4-5	3	10	0	4	2	1	25
Kalin Lucas, g	9-13	4-5	7-11	0-1-1	4	29	2	2	0	2	31
Austin Thornton, g	0-0	0-0	0-0	0-0-0	1	0	3	1	0	0	15
Durrell Summers, g	3-11	2-7	4-6	2-2-4	2	12	0	2	0	0	27
Adreian Payne	0-0	0-0	0-0	0-1-1	1	0	0	2	2	1	6
Keith Appling	1-2	0-1	0-0	0-0-0	3	2	0	2	0	1	15
Mike Kebler	0-0	0-0	2-2	0-0-0	2	0	0	0	0	0	2
Draymond Green	5-9	1-3	1-2	4-2-6	3	12	1	2	1	2	27
Korie Lucious	3-10	1-7	2-2	2-1-3	1	9	5	3	0	1	28
Team				4-3-7							1
Totals	25-51	8-23	18-25	13-18-31	22	76	11	20	5	8	200

Total FG% 1st: 12-25 (48.0%) 2nd: 13-26 (50.0%) Game: 49.0%
3-PT FG% 1st: 3-9 (33.3%) 2nd: 5-14 (35.7%) Game: 34.8%
F Throw% 1st: 7-10 (70.0%) 2nd: 11-15 (73.3%) Game: 72.0%

Washington	FG	3FG	FT	O-D-R	PF	PTS	A	T	B	S	MIN
M. Bryan-Amaning, f	5-10	0-0	5-7	3-3-6	4	15	1	2	0	2	24
Darnell Gant, f	4-5	1-2	0-0	0-0-0	0	9	0	1	0	0	29
Abdul Gaddy, g	3-5	1-3	1-2	0-0-0	3	8	1	2	0	1	28
Isaiah Thomas, g	4-11	1-3	4-7	0-4-4	1	13	6	3	0	0	35
Justin Holiday, g	5-9	1-2	1-1	1-2-3	1	12	1	1	0	1	28
Venoy Overton	0-3	0-0	3-4	0-0-0	4	3	2	2	0	2	17
Aziz N'Diaye	1-1	0-0	1-2	1-4-5	4	3	0	2	1	1	15
Scott Suggs	1-1	0-0	0-0	1-0-1	0	2	1	2	0	0	7
C.J. Wilcox	1-2	1-2	0-2	0-1-1	2	3	0	1	0	1	3
Terrence Ross	1-5	1-3	0-0	1-1-2	0	3	1	0	0	0	14
Team				5-0-5							
Totals	25-52	6-15	15-25	12-15-27	19	71	13	15	2	7	200

Total FG% 1st: 15-30 (50.0%) 2nd: 10-22 (45.5%) Game: 48.1%
3-PT FG% 1st: 4-7 (57.1%) 2nd: 2-8 (25.0%) Game: 40.0%
F Throw% 1st: 10-17 (58.8%) 2nd: 5-8 (62.5%) Game: 60.0%

Officials: Tim Higgins, Jeff Clark, Gerry Pollard
Attendance: 2,400
Halftime Score: UW 44-34

Record: MSU 4-1; UW 3-2

#6

Nov. 28, 2010 • East Lansing, Mich.
Breslin Center

Key Stat: Field-Goal Percentage
MSU - 49.1%, TTU - 37.0%

Quotable: "That's a big accomplishment for me but I'm not stopping there. I'm trying to accomplish everything I can and play hard."
- MSU guard Durrell Summers on scoring his 1,000th career point.

Key Moment: Leading by just two at 18-16 with 4:55 left in the first half, MSU went on a quick 7-0 run to close the half on a 14-4 spurt.

Notes: Durrell Summers became the 41st player in Michigan State history to record 1,000 career points ... Summers scored 15 of his game-high 21 points in the second half ... Tom Izzo improved to 41-0 at home in November ... Draymond Green led MSU in rebounding (9) and assists (6) for the fourth time on the season ... Derrick Nix logged five minutes after not traveling with the team to Maui due to personal reasons ... Michigan State committed nine turnovers in the games first 11 minutes, and eight over the final 29 minutes.

Michigan State	FG	3FG	FT	O-D-R	PF	PTS	A	T	B	S	MIN
Kalin Lucas, g	6-10	2-3	1-2	0-3-3	1	15	2	2	0	0	27
Delvon Roe, f	1-3	0-0	2-2	1-4-5	0	4	2	2	3	1	20
Austin Thornton, g	0-3	0-0	0-0	0-2-2	2	0	1	1	0	0	15
Durrell Summers, g	8-11	3-3	2-3	2-2-4	2	21	1	2	0	1	25
Garrick Sherman, f	3-4	0-0	0-2	0-1-1	1	6	2	1	0	0	19
Adreian Payne	1-1	0-0	1-2	2-1-3	2	3	1	2	1	0	17
Keith Appling	2-4	2-4	0-0	0-2-2	1	6	2	2	0	0	18
Draymond Green	4-8	1-3	1-3	2-7-9	2	10	6	1	0	0	23
Derrick Nix	0-0	0-0	0-0	0-1-1	1	0	1	0	0	0	5
Korie Lucious	2-9	2-8	2-2	0-3-3	1	8	4	4	0	1	24
Nick Giard	0-0	0-0	0-0	0-0-0	0	0	0	0	0	0	1
Anthony Ianni	0-1	0-0	0-0	0-0-0	1	0	0	0	0	0	1
Team				1-4-5							
Totals	27-55	10-24	9-16	8-30-38	15	73	22	17	4	6	200

Total FG% 1st: 12-27 (44.4%) 2nd: 15-28 (53.6%) Game: 49.1%
3-PT FG% 1st: 4-11 (36.4%) 2nd: 6-13 (46.2%) Game: 41.7%
F Throw% 1st: 4-6 (66.7%) 2nd: 5-10 (50.0%) Game: 56.3%

Tennessee Tech	FG	3FG	FT	O-D-R	PF	PTS	A	T	B	S	MIN
Zac Swansey, g	3-11	1-2	0-1	0-3-3	2	7	1	3	0	2	32
Terrell Barnes, f	2-6	0-0	1-1	1-1-2	0	5	0	0	1	1	28
Alfred Jones, f	1-3	0-0	0-0	1-1-2	2	2	0	1	0	0	16
Zach Bailey, g	3-6	3-3	2-4	2-3-5	2	11	1	1	0	1	30
Kevin Murphy, f	3-10	0-0	5-6	0-2-2	3	11	2	3	0	1	24
Charles Newton	0-0	0-0	0-0	0-2-2	0	0	0	0	0	0	4
Liam McMorrow	2-3	0-0	0-0	1-5-6	4	4	0	3	0	0	21
Riley Hunley	1-1	0-0	0-0	0-0-0	0	2	0	0	0	0	2
Byron Pickens	1-2	0-0	0-0	0-0-0	0	2	0	0	0	0	3
Chase Dunn	1-3	0-2	1-2	0-0-0	1	3	1	0	0	2	10
Jud Dillard	2-8	0-2	0-0	0-2-2	0	4	0	3	0	1	17
Bassey Inameti	0-0	0-0	0-0	0-0-0	0	0	0	0	0	0	0+
Dennis Ogbe	1-1	0-0	2-2	0-3-3	3	4	0	2	0	1	13
Team				3-3-6							
Totals	20-54	4-9	11-16	8-25-33	17	55	5	16	1	9	200

Total FG% 1st: 8-26 (30.8%) 2nd: 12-28 (42.9%) Game: 37.0%
3-PT FG% 1st: 3-6 (50.0%) 2nd: 1-3 (33.3%) Game: 44.4%
F Throw% 1st: 1-2 (50.0%) 2nd: 10-14 (71.4%) Game: 71.4%

Officials: Tim Higgins, Frank Spencer, John Cahill
Attendance: 14,797
Halftime Score: MSU 32-20

Record: MSU 5-1; TTU 0-3



2010-11 SPARTAN BASKETBALL



#1/1 DUKE 84
#6/6 MICHIGAN STATE 79



#6/6 MICHIGAN STATE 74
BOWLING GREEN 39



#8/7 SYRACUSE 72
#7/8 MICHIGAN STATE 58

#7

Dec. 1, 2010 • Durham, N.C.
Cameron Indoor Stadium

Key Stat: First Half Points off turnovers
MSU - 6, Duke - 22

Quotable: "I really like their team. I like the way they play ... But I'm starting to like mine a little bit. And I think it's going to get better. I really do."
- MSU coach Tom Izzo

Key Moment: MSU trimmed a 10-point deficit to two points at 49:47 with 14:46 left. The Spartans then went scoreless for over five minutes, committing six turnovers and missed six straight shots during the stretch, including two layups.

Notes: Duke's 84 points marked the most by a Spartan opponent this season ... Michigan State committed 12 of its 20 turnovers in the first half, leading to 22 Blue Devil first-half points. For the game, Duke held a 28-14 advantage in points off turnovers ... Michigan State did not commit a turnover in the game's final 10:42 ... Led by Korie Lucious' career-high 20 points, Michigan State held a 25-9 advantage in bench points ... Lucious dished out a team season-high eight assists ... Draymond Green returned to the starting lineup after coming off the bench for three straight games ... Michigan State grabbed 16 offensive rebounds, converting them into a season-high 18 second-chance points.

Michigan State	FG	3FG	FT	O-D-R	PF	PTS	A	T	B	S	MIN
Delvon Roe, f	2-3	0-0	1-3	0-3-3	5	5	0	4	1	0	19
Draymond Green, f	6-11	3-5	1-2	2-4-6	3	16	1	5	3	3	26
Garrick Sherman, c	4-7	0-0	0-2	2-3-5	3	8	0	1	0	2	21
Kalin Lucas, g	5-13	1-3	3-4	0-3-3	4	14	2	2	0	0	36
Durrell Summers, g	5-11	1-2	0-0	3-1-4	3	11	0	0	0	0	28
Adreian Payne	2-2	0-0	1-2	3-3-6	0	5	1	2	1	0	9
Keith Appling	0-1	0-0	0-0	0-0-0	2	0	0	0	0	0	6
Austin Thornton	0-3	0-0	0-0	4-0-4	2	0	2	1	0	0	16
Mike Kebler	0-0	0-0	0-0	0-0-0	0	0	1	0	0	0	3
Derrick Nix	0-0	0-0	0-0	1-1-2	1	0	1	2	1	0	8
Korie Lucious	7-12	4-7	2-2	0-2-2	2	20	8	3	0	1	28
Team				1-1-2							
Totals	31-63	9-17	8-15	16-21-37	25	79	16	20	6	7	200

Total FG% 1st: 14-28 (50.0%) 2nd: 17-35 (48.6%) Game: 49.2%
3-Pt FG% 1st: 4-9 (44.4%) 2nd: 5-8 (62.5%) Game: 52.9%
F Throw% 1st: 2-3 (66.7%) 2nd: 6-12 (50.0%) Game: 53.3%

Duke	FG	3FG	FT	O-D-R	PF	PTS	A	T	B	S	MIN
Mason Plumlee, f	3-7	0-0	4-8	7-3-10	0	10	0	5	0	5	35
Kyle Singler, f	5-14	2-6	3-4	3-4-7	4	15	1	1	0	1	39
Ryan Kelly, f	1-2	0-1	0-0	0-1-1	3	2	2	0	1	1	17
Kyrie Irving, g	8-12	2-3	13-16	0-6-6	1	31	4	3	2	2	36
Nolan Smith, g	4-7	2-3	7-10	0-2-2	3	17	5	4	0	1	30
Andre Dawkins	2-5	1-3	0-0	0-3-3	1	5	1	0	0	1	28
Miles Plumlee	2-5	0-0	0-0	1-0-1	4	4	0	1	1	0	8
Seth Curry	0-1	0-0	0-0	0-0-0	0	0	0	1	0	0	7
Team				0-1-1							
Totals	25-53	7-16	27-38	11-20-31	16	84	13	15	4	11	200

Total FG% 1st: 15-35 (42.9%) 2nd: 10-18 (55.6%) Game: 47.2%
3-Pt FG% 1st: 2-9 (22.2%) 2nd: 5-7 (71.4%) Game: 43.8%
F Throw% 1st: 6-6 (100.0%) 2nd: 21-32 (65.6%) Game: 71.1%

Officials: Karl Hess, Ed Corbett, John Cahill
Attendance: 9,314
Halftime Score: Duke 38-34

Record: MSU 5-2; Duke 7-0

#8

Dec. 4, 2010 • East Lansing, Mich.
Breslin Center

Key Stat: MSU FG% By Half
1st Half - 29.6%; 2nd Half - 60.0%

Quotable: "He is not a forward. He is not a center. He is not a guard. He is just a hybrid and he is the best hybrid in America ... I am going to make sure that this is the best sixth man in the world and he is going to play starters' minutes. I don't think there is any question who was the best player on the floor today."
- MSU coach Tom Izzo on Draymond Green

Key Moment: With MSU holding a 25-23 lead, the Spartans went on a 11-0 run. Draymond Green assisted on back-to-back 3-pointers, followed with a put-back basket and sparked a Spartan break for another 3-pointer with a defensive rebound.

Notes: After both teams shot 29.6 percent in the first half, MSU improved to 60.0 percent in the second, compared to just 25.0 percent for Bowling Green ... MSU hit a season-high 12 3-pointers in a season-high 28 attempts ... MSU's 35-point margin of victory was a season high ... MSU held a 51-26 (+25) margin on the glass, including grabbing a season-high 18 offensive boards ... Bowling Green's 39 points marked the fewest by a Spartan opponent since Brown scored 34 points on Nov. 8, 2006 ... Kalin Lucas did not score and played just 15 minutes, citing fatigue and sore foot. The 15 minutes were a career low, and it was just the second time in his career that he has not scored.

Michigan State	FG	3FG	FT	O-D-R	PF	PTS	A	T	B	S	MIN
Kalin Lucas, g	0-1	0-1	0-0	0-0-0	1	0	1	1	0	1	15
Delvon Roe, f	3-5	0-0	4-4	2-5-7	2	10	1	3	1	1	20
Austin Thornton, g	4-8	1-5	0-0	5-1-6	3	9	2	3	0	0	17
Durrell Summers, g	4-12	4-11	2-2	1-3-4	1	14	0	2	0	0	27
Garrick Sherman, f	2-3	0-0	0-0	1-2-3	0	4	2	2	0	0	16
Matt Heneveld	0-0	0-0	0-0	0-0-0	1	0	0	0	0	0	3
Adreian Payne	1-3	0-0	2-4	2-4-6	0	4	0	0	2	2	15
Keith Appling	4-9	3-5	0-0	1-1-2	1	11	3	1	0	0	25
Dan Chapman	0-0	0-0	0-0	0-0-0	0	0	0	0	0	0	1
Mike Kebler	2-2	0-0	0-0	0-1-1	0	4	1	3	0	0	7
Draymond Green	3-8	2-3	2-3	3-9-12	1	10	5	2	0	0	23
Derrick Nix	0-1	0-0	0-2	2-0-2	1	0	0	2	0	0	5
Korie Lucious	3-5	2-3	0-0	0-2-2	2	8	6	2	0	0	23
Nick Giard	0-0	0-0	0-0	0-0-0	0	0	0	0	0	0	1
Anthony Ianni	0-0	0-0	0-0	0-3-3	1	0	0	0	0	0	2
Team				1-2-3							
Totals	26-57	12-28	10-15	18-33-51	14	74	21	21	3	4	200

Total FG% 1st: 8-27 (29.6%) 2nd: 18-30 (60.0%) Game: 45.6%
3-Pt FG% 1st: 5-13 (38.5%) 2nd: 7-15 (46.7%) Game: 42.9%
F Throw% 1st: 4-7 (57.1%) 2nd: 6-8 (75.0%) Game: 66.7%

Bowling Green	FG	3FG	FT	O-D-R	PF	PTS	A	T	B	S	MIN
Scott Thomas, f	4-10	3-6	0-0	1-5-6	2	11	1	5	0	2	33
Joe Jakubowski, g	0-2	0-1	0-0	0-1-1	1	0	2	0	0	1	8
Dee Brown, g	2-9	0-2	0-0	0-1-1	0	4	0	2	0	2	25
Danny McElroy, f	1-2	0-0	0-0	0-0-3	3	2	1	3	0	1	15
Cameron Black, c	1-3	0-0	0-1	0-2-2	3	2	0	0	0	1	27
Jordan Crawford	3-11	1-3	0-1	1-2-3	1	7	2	2	0	3	31
Luke Kraus	3-5	1-2	0-0	0-1-1	3	7	1	0	0	0	19
Wiley Roberts	0-1	0-0	0-0	0-0-0	0	0	0	0	0	0	1
James Erger	0-1	0-1	0-0	1-0-1	0	0	0	0	0	0	3
Auston Calhoun	0-7	0-1	1-2	1-2-3	3	1	1	3	1	0	17
Craig Sealey	0-0	0-0	1-2	0-0-0	0	1	0	0	0	0	4
Torian Oglesby	0-3	0-0	0-0	2-2-4	0	0	0	0	1	0	11
Mike Dabney	1-1	0-0	2-3	2-0-2	1	4	0	1	0	0	6
Team				2-0-2							
Totals	15-55	5-17	4-9	10-16-26	17	39	8	16	2	10	200

Total FG% 1st: 8-27 (29.6%) 2nd: 7-28 (25.0%) Game: 27.3%
3-Pt FG% 1st: 3-6 (50.0%) 2nd: 2-11 (18.2%) Game: 29.4%
F Throw% 1st: 0-0 (0.0%) 2nd: 4-9 (44.4%) Game: 44.4%

Officials: Ed Hightower, Zelton Steed, Larry Sciroto
Attendance: 14,797
Halftime Score: MSU 25-19

Record: MSU 6-2; BG 1-7

#9

Dec. 7, 2010 • New York, N.Y.
Madison Square Garden

Key Stat: Points in the Paint
MSU - 24; SU - 42

Quotable: "I'd say it's gut-check time for us."
- MSU coach Tom Izzo

Key Moment: Michigan State cut a 12-point second-half deficit down to two points at 48:46 with 13:12 remaining. The Spartans, however, would go four and a half minutes without a field goal, scoring just one point as Syracuse pushed the lead back up to nine points. During the stretch, MSU committed four turnovers. The Spartans never got closer than six points after that.

Notes: Syracuse scored 42 points on dunks and layups and 22 points from the foul line, accounting for 64 of their 72 points ... MSU was out-rebounded 38-30, marking its largest deficit on the glass this season ... Michigan State shot a season-low 29.2 percent from 3-point range ... Durrell Summers knocked down four 3-pointers for the second straight game ... For the first time this season, Michigan State was out-shot by its opponent.

Michigan State	FG	3FG	FT	O-D-R	PF	PTS	A	T	B	S	MIN
Delvon Roe, f	3-5	0-0	2-4	2-1-3	4	8	1	1	0	1	24
Garrick Sherman, c	1-3	0-0	0-0	1-1-2	2	2	0	0	0	0	12
Austin Thornton, g	0-1	0-0	0-0	0-0-0	0	0	0	0	0	0	6
Kalin Lucas, g	3-9	1-5	1-2	1-2-3	5	8	2	6	0	3	34
Durrell Summers, g	7-15	4-9	0-1	0-6-6	3	18	1	1	1	0	31
Adreian Payne	0-0	0-0	1-2	0-0-0	0	1	0	1	0	0	5
Keith Appling	1-4	0-2	0-0	0-0-0	1	2	0	3	0	0	14
Mike Kebler	0-0	0-0	0-0	0-0-0	0	0	0	0	0	0	1
Draymond Green	1-6	0-1	4-6	2-9-11	4	6	5	2	0	3	29
Derrick Nix	1-1	0-0	1-1	0-1-1	0	3	0	0	1	1	12
Korie Lucious	4-10	2-7	0-0	0-0-0	1	10	5	2	0	1	32
Team				3-1-4							
Totals	21-54	7-24	9-16	9-21-30	20	58	14	17	2	9	200

Total FG% 1st: 12-30 (40.0%) 2nd: 9-24 (37.5%) Game: 38.9%
3-Pt FG% 1st: 4-12 (33.3%) 2nd: 3-12 (25.0%) Game: 29.2%
F Throw% 1st: 1-4 (25.0%) 2nd: 8-12 (66.7%) Game: 56.3%

Syracuse	FG	3FG	FT	O-D-R	PF	PTS	A	T	B	S	MIN
Rick Jackson, f	8-15	0-0	1-2	6-10-16	1	17	1	3	1	0	37
Kris Joseph, f	3-10	0-2	8-9	1-3-4	1	14	1	2	0	4	34
Fab Melo, c	0-3	0-0	0-2	0-0-0	4	0	2	0	0	0	13
Scoop Jardine, g	7-9	1-3	4-6	0-1-1	1	19	3	3	0	2	32
Brandon Triche, g	1-7	0-3	7-8	1-2-3	1	9	4	1	0	2	29
Dion Waiters	1-4	1-3	2-2	0-2-2	0	5	1	2	0	1	19
C.J. Fair	3-5	0-0	0-0	1-1-2	1	6	0	0	0	2	9
Baye Moussa Keita	1-1	0-0	0-0	0-3-3	2	2	1	0	3	0	27
Team				3-4-7							
Totals	24-54	2-11	22-29	12-26-38	11	72	13	11	4	11	200

Total FG% 1st: 15-30 (50.0%) 2nd: 9-24 (37.5%) Game: 44.4%
3-Pt FG% 1st: 1-5 (20.0%) 2nd: 1-6 (16.7%) Game: 18.2%
F Throw% 1st: 7-10 (70.0%) 2nd: 15-19 (78.9%) Game: 75.9%

Officials: Mike Eades, Les Jones, Bryan Kersey
Attendance: 19,391
Halftime Score: SU, 38-29

Record: MSU 6-3; SU 9-0

2010-11 SPARTAN BASKETBALL



#7/8 MICHIGAN STATE 77
OAKLAND 76



#14/15 MICHIGAN STATE 90
PRAIRIE VIEW A&M 51



#18/22 TEXAS 67
#12/12 MICHIGAN STATE 55

#10

Dec. 11, 2010 • Auburn Hills, Mich.
The Palace of Auburn Hills

Key Stat: Points off turnovers
MSU - 16, OU - 7

Quotable: "It makes a big difference. It's huge for me just because I haven't done it in so long. Just going full speed, pushing it like that in practice, and it showed up in the game."

- MSU senior Kalin Lucas on practicing at full speed.

Key Moment: Oakland scored the first four points of the second half to tie the game at 39. MSU responded with a 10-0 run, sparked by a steal, dunk and 3-pointer by Keith Appling.

Notes: Michigan State committed a season-low eight turnovers ... The Spartans recorded a season-high 13 steals on Oakland's 14 turnovers, resulting in a 16-7 MSU edge in points off turnovers ... For the first time all season, the Spartans' bench was out-scored by the opponent's reserves ... Kalin Lucas tied career highs with 10 made free throws and 12 free throw attempts ... Michigan State tied its season high with a .750 free-throw percentage ... Detroit native Keith Appling made his first career start, scoring 12 points, the most he's scored since the season opener ... Detroit native Kalin Lucas finished his career averaging 19.3 points and 5.7 assists at The Palace of Auburn Hills ... Garrick Sherman grabbed a team-high seven rebounds, the most for him since the season opener ... Oakland shot 47.4 percent from 3-point range, a season-high for a Spartan opponent. Larry Wright and Drew Valentine shot a combined 6-of-7 from behind the arc after entering the game shooting a combined 7-of-37.

Michigan State	FG	3FG	FT	O-D-R	PF	PTS	A	T	B	S	MIN
Draymond Green, f	4-10	0-0	3-4	2-3-5	2	11	5	1	0	1	29
Garrick Sherman, c	2-3	0-0	0-0	3-4-7	4	4	0	0	0	1	17
Kalin Lucas, g	6-12	3-5	10-12	0-1-1	2	25	5	5	0	2	31
Keith Appling, g	5-9	2-4	0-0	0-4-4	2	12	3	1	0	1	21
Durrell Summers, g	5-12	1-3	1-2	1-4-5	1	12	1	0	0	2	33
Adreian Payne	0-0	0-0	1-2	0-0-0	1	1	0	0	0	2	4
Delvon Roe	3-6	0-0	1-2	0-4-4	2	7	0	0	2	0	20
Austin Thornton	0-1	0-0	0-0	0-0-0	1	0	0	0	0	0	9
Mike Kebler	0-1	0-0	0-0	0-0-0	0	0	0	0	0	0	1
Derrick Nix	0-0	0-0	1-2	2-3-5	1	1	0	0	0	0	9
Korie Lucious	0-8	0-3	4-4	3-2-5	0	4	2	1	0	4	26
Team				2-1-3							
Totals	25-62	6-15	21-28	13-26-39	16	77	16	8	2	13	200

Total FG%	1st: 14-32 (43.8%)	2nd: 11-30 (36.7%)	Game: 40.3%
3-Pt FG%	1st: 4-8 (50.0%)	2nd: 2-7 (28.6%)	Game: 40.0%
F Throw%	1st: 7-9 (77.8%)	2nd: 14-19 (73.7%)	Game: 75.0%

Oakland	FG	3FG	FT	O-D-R	PF	PTS	A	T	B	S	MIN
Will Hudson, f	4-8	0-0	2-2	3-3-6	3	10	0	0	1	0	33
Keith Benson, c	8-17	0-0	1-5	4-8-12	3	17	1	3	3	0	39
Larry Wright, g	7-10	4-5	3-5	1-2-3	4	21	2	6	2	0	35
Travis Bader, g	1-3	1-3	0-0	0-0-0	1	3	0	0	0	0	13
Reggie Hamilton, g	4-12	2-8	0-0	0-2-2	4	10	4	1	0	0	34
Ledrick Eackles	0-2	0-0	0-0	0-0-0	2	0	1	0	0	0	10
Drew Valentine	3-5	2-2	3-6	1-5-6	1	11	2	2	0	0	24
Ryan Bass	1-1	0-0	0-0	0-0-0	1	2	0	1	0	0	3
Ilija Mitutinovic	0-1	0-1	2-2	0-1-1	0	2	0	0	1	0	9
Team				2-5-7							
Totals	28-59	9-19	11-20	11-26-37	19	76	10	14	7	0	200

Total FG%	1st: 13-28 (46.4%)	2nd: 15-31 (48.4%)	Game: 47.5%
3-Pt FG%	1st: 5-10 (50.0%)	2nd: 4-9 (44.4%)	Game: 47.4%
F Throw%	1st: 4-6 (66.7%)	2nd: 7-14 (50.0%)	Game: 55.0%

Officials: Mike Kitts, DJ Cartensen, Gene Steratore
Attendance: 17,115
Halftime Score: MSU, 39-35

Record: MSU 7-3; OU 5-5

#11

Dec. 18, 2010 • East Lansing, Mich.
Breslin Center

Key Stat: 2nd-Half Field-Goal Percentage
MSU - 57.1%; PVMU - 28.1%

Quotable: "This moment, I didn't dream it to be this way, but circumstances pending, I felt comfortable because I've been around the program the past 10 years. And Coach Izzo has gotten not just myself but all the coaches ready to step up when it's time."

- MSU assoc. head coach Mark Montgomery

Key Moment: MSU's early 9-2 lead had been cut to 11-7. The Spartans went on a 10-0 run to claim a 21-7 advantage and never lead by less than 10 after that.

Notes: Michigan State's 39-point margin of victory was a season high ... Michigan State forced 22 turnovers and committed just 10, leading to a 25-6 advantage in points off turnovers ... The Spartan defense recorded a season-high 14 steals ... Durrell Summers led four Spartans in double figures with a season-high 25 points ... Kalin Lucas dished out a season-high eight assists and recorded three steals, while committing just one turnover ... The Spartans shot a season-best 81.8 percent from the foul line ... Michigan State shot 29 percent better than Prairie View A&M in the second half, hitting on 57.1 percent of its shots, compared to 28.1 percent for PVMU ... Mike Kebler scored a career-high eight points.

Michigan State	FG	3FG	FT	O-D-R	PF	PTS	A	T	B	S	MIN
Draymond Green, f	4-9	1-3	2-3	2-6-8	3	11	4	2	0	2	21
Garrick Sherman, c	1-2	0-0	0-0	1-2-3	4	2	0	0	1	1	15
Kalin Lucas, g	4-13	0-1	2-2	1-2-3	0	10	8	1	0	3	27
Keith Appling, g	3-4	1-2	0-0	0-1-1	1	7	0	0	0	1	10
Durrell Summers, g	10-15	5-7	0-0	2-4-6	4	25	1	2	1	1	27
Matt Heneveld	0-0	0-0	0-0	0-0-0	0	0	0	0	0	0	1
Adreian Payne	1-5	0-0	1-2	0-1-1	2	3	1	0	2	0	15
Delvon Roe	2-4	0-0	6-7	1-4-5	2	10	0	2	2	2	20
Austin Thornton	3-6	1-3	2-2	3-6-9	3	9	1	1	0	0	25
Dan Chapman	0-0	0-0	0-0	0-0-0	0	0	0	0	0	0	2
Mike Kebler	2-2	0-0	4-4	1-0-1	1	8	1	0	0	1	15
Derrick Nix	1-2	0-0	1-2	0-1-1	2	3	0	1	0	1	10
Korie Lucious	0-1	0-1	0-0	1-0-1	0	0	2	1	0	2	8
Nick Giard	0-0	0-0	0-0	0-0-0	0	0	0	0	0	0	2
Anthony Ianni	1-1	0-0	0-0	0-1-1	0	2	0	0	0	0	2
Team				0-1-1							
Totals	32-64	8-17	18-22	12-29-41	22	90	18	10	6	14	200

Total FG%	1st: 16-36 (44.4%)	2nd: 16-28 (57.1%)	Game: 50.0%
3-Pt FG%	1st: 4-12 (33.3%)	2nd: 4-5 (80.0%)	Game: 47.1%
F Throw%	1st: 6-8 (75.0%)	2nd: 12-14 (85.7%)	Game: 81.8%

Prairie View A&M	FG	3FG	FT	O-D-R	PF	PTS	A	T	B	S	MIN
Cortney Bell, f	3-5	0-0	0-2	2-5-7	4	6	0	3	2	0	20
Demondre Chapman, f	3-6	0-0	7-10	3-2-5	5	13	0	0	0	1	25
Trant Simpson, g	6-20	4-11	1-2	2-2-4	3	17	3	2	0	0	35
Chris Sights, g	0-0	0-0	1-2	0-0-0	1	1	0	3	0	1	11
Tim Meadows, g	2-4	0-0	0-0	0-5-5	1	4	0	2	0	0	19
Jeff Wherry	0-2	0-0	1-2	0-2-2	2	1	3	1	0	1	16
Beloved Rogers	0-2	0-1	1-2	0-0-0	2	1	1	0	0	0	11
Michael Griffin	2-8	1-6	0-0	1-2-3	2	5	2	3	0	1	25
Michael Webb	0-0	0-0	0-0	0-0-0	0	0	0	0	0	0	2
Martin Ardu	0-0	0-0	0-0	0-0-0	1	0	0	0	0	0	5
Duwan Komegay	0-2	0-1	0-0	0-0-0	0	0	0	1	0	0	9
Kendall Lewis	0-0	0-0	0-0	0-0-0	0	0	0	0	0	0	2
Brandon Webb	1-3	0-0	1-2	0-4-4	2	3	0	6	0	1	19
Aron Walker	0-0	0-0	0-0	0-0-0	0	0	0	0	0	0	1
Team				3-3-6							
Totals	17-52	5-19	12-22	13-23-36	23	51	9	22	2	5	200

Total FG%	1st: 8-20 (40.0%)	2nd: 9-32 (28.1%)	Game: 32.7%
3-Pt FG%	1st: 3-9 (33.3%)	2nd: 2-10 (20.0%)	Game: 26.3%
F Throw%	1st: 8-13 (61.5%)	2nd: 4-9 (44.4%)	Game: 54.5%

Officials: Glenn Mayborg, Dan Dorian, Gerald Williams
Attendance: 14,797
Halftime Score: MSU 42-27

Record: MSU 8-3; PVMU 2-10

#12

Dec. 22, 2010 • East Lansing, Mich.
Breslin Center

Key Stat: Field-Goal Percentage
MSU - 29.0%, UT - 41.3%

Quotable: "I think we competed. We just didn't finish."

- MSU coach Tom Izzo

Key Moment: An Adreian Payne offensive rebound and put back gave MSU a 32-31 lead with the first basket of the second half, after trailing by as nine in the first half. Texas responded with a 16-3 run over the next four-plus minutes to take a 47-35 lead.

Notes: Michigan State shot a season-low 29.0 percent from the field. In fact, it was the first time the Spartans have shot less than 30 percent in a game since March 11, 2006 (.283 vs. Iowa) ... Adreian Payne made his first collegiate start, but was plagued by foul trouble and played just nine minutes ... Michigan State's starting front line of Payne, Delvon Roe and Draymond Green shot a combined 3-of-18 from the field ... MSU held a 49-42 advantage on the glass, including grabbing a season-high 18 offensive rebounds ... Michigan State connected on a season-low three 3-pointers ... With his 17 points, Kalin Lucas moved into a tie with Raymar Morgan for 10th place in Michigan State career scoring (1,597 points).

Michigan State	FG	3FG	FT	O-D-R	PF	PTS	A	T	B	S	MIN
Kalin Lucas, g	5-13	1-4	6-7	0-5-5	2	17	2	3	0	1	33
Adreian Payne, c	1-2	0-0	0-0	2-0-2	4	2	1	1	1	1	9
Delvon Roe, f	1-8	0-0	3-4	5-4-9	1	5	1	3	1	0	27
Durrell Summers, g	4-11	1-3	2-2	3-2-5	3	11	1	4	1	2	32
Draymond Green, f	1-8	0-2	2-4	2-6-8	5	4	1	2	0	0	21
Keith Appling	1-6	0-3	2-2	0-4-4	0	4	0	0	0	0	20
Austin Thornton	0-2	0-0	0-0	1-1-2	0	0	0	2	0	1	10
Mike Kebler	0-0	0-0	0-0	0-0-0	0	0	0	0	0	0	1
Derrick Nix	1-1	0-0	1-1	2-2-4	1	3	0	0	0	0	12
Korie Lucious	1-6	1-4	0-0	1-1-1	2	3	2	3	0	0	19
Garrick Sherman	3-5	0-0	0-0	0-4-5	2	6	0	0	1	0	16
Team				2-2-4							
Totals	18-62	3-16	16-20	18-31-49	20	55	10	16	5	4	200

Total FG%	1st: 11-37 (29.7%)	2nd: 7-25 (28.0%)	Game: 29.0%
3-Pt FG%	1st: 2-9 (22.2%)	2nd: 1-7 (14.3%)	Game: 18.8%
F Throw%	1st: 6-7 (85.7%)	2nd: 10-13 (76.9%)	Game: 80.0%

Texas	FG	3FG	FT	O-D-R	PF	PTS	A	T	B	S	MIN
Gary Johnson, f	5-11	0-0	4-7	1-4-5	3	14	0	2	0	2	29
Jordan Hamilton, f	9-19	3-8	0-1	2-6-8	0	21	3	1	1	3	36
Dogus Balbay, g	1-1	0-0	0-0	0-1-1	4	2	2	1	0	1	13
Cory Joseph, g	3-12	1-3	1-3	0-3-3	2	8	3	1	0	2	36
Tristan Thompson, c	6-13	0-0	5-8	6-9-15	3	17	1	3	1	3	38
Jai Lucas	0-0	0-0	0-0	0-1-1	0	0	0	0	0	0	4
J'Covan Brown	0-2	0-2	0-0	0-1-1	1	0	2	1	1	0	17
Alexis Wangmene	0-1	0-0	0-0	0-1-1	2	0	0	0	0	0	5
Matt Hill	2-4	0-0	1-2	1-3-4	2	5	1	1	0	0	22
Team				3-0-3							
Totals	26-63	4-13	11-21	13-29-42	17	67	12	11	3	11	200

Total FG%	1st: 12-30 (40.0%)	2nd: 14-33 (42.4%)	Game: 41.3%
3-Pt FG%	1st: 1-6 (16.7%)	2nd: 3-7 (42.9%)	Game: 30.8%
F Throw%	1st: 6-12 (50.0%)	2nd: 5-9 (55.6%)	Game: 52.4%

Officials: Gary Maxwell, Paul Janssen, Tom O'Neil
Attendance: 14,797
Halftime Score: UT, 67-55

Record: MSU 8-4; UT 10-2



2010-11 SPARTAN BASKETBALL



#20/19 MICHIGAN STATE 71
#14/13 MINNESOTA 62



#18/19 MICHIGAN STATE 65
NORTHWESTERN 62



PENN STATE 66
#18/19 MICHIGAN STATE 62

#13

Dec. 31, 2010 • East Lansing, Mich.
Breslin Center

Key Stat: MSU FG% By Half
1st Half - 25.8%, 2nd Half - 61.5%

Quotable: "I told them at halftime, 'Keep shooting,'"

- MSU coach Tom Izzo, on his team's improved second-half shooting.

Key Moment: Trailing 41-38 early in the second half, MSU went on a 21-3 run over eight minutes to take control of the game.

Notes: After three straight halves shooting less than 30 percent from the field, Michigan State shot 61.5 percent in the second half ... Michigan State's 22 first-half points were the fewest by the Spartans in a half this season, while its 49 second-half points tied the season high for MSU ... Durrell Summers scored 14 of his game-high 19 points in the second half, connecting on 4-of-5 3-pointers in the second half, after going 0-of-6 from behind the arc in the first half ... MSU improved to 10-6 in Big Ten openers under Tom Izzo, including 6-0 at home ... Tom Izzo improved to 14-2 all-time in Big Ten home openers ... With his seven assists, Kalin Lucas tied Earvin "Magic" Johnson with 491 career assists ... Michigan State tied a season low with eight turnovers, including just three in the second half ... MSU's two point guards, Kalin Lucas and Korie Lucious, combined for 13 assists and just two turnovers ... Michigan State recorded an assist on 21 of its 24 baskets ... The Spartans connected on just 1-of-14 3-point attempts in the first half, but made 7-of-10 in the second half ... The Spartans' bench was out-scored for just the second time on the season, as Minnesota's reserves out-scored MSU's, 18-17.

Michigan State	FG	3FG	FT	O-D-R	PF	PTS	A	T	B	S	MIN
Kalin Lucas, g	4-10	1-1	1-2	0-0-0	1	10	7	2	0	1	33
Delvon Roe, f	3-5	0-0	5-6	5-4-9	4	11	3	1	0	1	28
Keith Appling, g	0-1	0-1	0-0	0-2-2	0	0	1	1	0	1	21
Durrell Summers, g	6-16	4-11	3-4	1-4-5	2	19	0	1	0	0	31
Draymond Green, f	6-11	0-1	2-2	2-4-6	4	14	4	3	1	4	30
Adreian Payne	1-2	0-0	0-0	0-0-1	2	0	0	0	2	1	7
Austin Thornton	0-1	0-1	2-2	1-1-2	0	2	0	0	0	0	6
Mike Kebler	0-1	0-0	0-0	0-0-0	0	0	0	0	0	0	1
Derrick Nix	0-0	0-0	2-4	1-1-2	0	2	0	0	0	0	4
Korie Lucious	4-10	3-9	0-2	1-0-1	0	11	6	0	0	1	28
Garrick Sherman	0-0	0-0	0-0	0-3-3	2	0	0	0	0	0	11
Team				1-3-4							
Totals	24-57	8-24	15-22	12-22-34	16	71	21	8	3	9	200

Total FG% 1st: 8-31 (25.8%) 2nd: 16-26 (61.5%) Game: 42.1%
3-PT FG% 1st: 1-14 (7.1%) 2nd: 7-10 (70.0%) Game: 33.3%
F Throw% 1st: 5-6 (83.3%) 2nd: 10-16 (62.5%) Game: 68.2%

Minnesota	FG	3FG	FT	O-D-R	PF	PTS	A	T	B	S	MIN
Al Nolen, g	1-4	0-1	2-2	1-1-2	3	4	3	4	0	2	30
Blake Hoffarber, g	4-10	3-8	1-2	0-3-3	1	12	3	2	0	1	34
Trevor Mbakwe, f	7-12	0-0	3-3	2-7-9	4	17	0	2	1	0	22
Rodney Williams, f	2-6	0-2	0-0	1-1-2	4	4	1	0	1	0	26
Ralph Sampson III, c	3-7	0-0	1-2	3-1-4	1	7	0	0	2	0	27
Austin Hollins	0-0	0-0	0-0	0-0-0	0	0	0	0	2	0	4
Gerald Armelin	3-6	0-1	0-0	3-0-3	2	6	1	1	0	0	15
Devoe Joseph	2-7	1-2	0-0	0-2-2	0	5	1	2	0	0	21
Colton Iverson	2-6	0-0	3-4	0-4-4	3	7	0	1	0	0	21
Team				0-1-1							
Totals	24-58	4-14	10-13	13-23-36	18	62	9	14	4	3	200

Total FG% 1st: 11-27 (40.7%) 2nd: 13-31 (41.9%) Game: 41.4%
3-PT FG% 1st: 2-4 (50.0%) 2nd: 2-10 (20.0%) Game: 28.6%
F Throw% 1st: 4-6 (66.7%) 2nd: 6-7 (85.7%) Game: 76.9%

Officials: Ed Corbett, Antinio Petty, Tim Clougherty
Attendance: 14,797
Halftime Score: MINN 28-22

Record: MSU 9-4, 1-0; MINN 11-3, 0-2

#14

Jan. 3, 2011 • Evanston, Ill.
Welsh-Ryan Arena

Key Stat: Field-Goal Percentage
MSU - 48.3%, NU - 31.6%

Quotable: "You expect your best players to make big plays. I'm happy for him (Green). He started out like it would be a monster night for him. I guess it was. He had a double-double."

- MSU coach Tom Izzo on Draymond Green's game-winning play

Key Moment: MSU held a 63-50 lead with 3:47 left in the game, but Northwestern scored 12 straight points, before Draymond Green's offensive rebound and putback with 12 seconds left sealed the game.

Notes: Michigan State blocked 12 shots, good for the second-highest single-game total in school history ... Keith Appling blocked five shots, equaling the fourth-best single-game effort in MSU history and the best ever by a Spartan guard ... The Spartan defense held Northwestern to a season-low .316 field-goal percentage ... The Spartans limited Northwestern to just four made field goals through the first 17 minutes of the second half ... Northwestern was 10-of-23 (.435) from three-point range and 8-of-34 (.235) from two-point range ... Draymond Green recorded his fifth double-double of the season, and his first since Dec. 4 ... Michigan State was just 1-of-5 from the foul line, marking season lows for free throws made and attempted ... Durrell Summers made four 3-pointers, marking the fifth time in the last seven games that he's made at least four.

Michigan State	FG	3FG	FT	O-D-R	PF	PTS	A	T	B	S	MIN
Delvon Roe, f	4-5	0-0	0-0	2-8-10	3	8	2	0	1	1	27
Draymond Green, f	7-11	0-2	1-3	4-7-11	3	15	4	4	2	1	33
Kalin Lucas, g	6-13	0-0	0-1	0-2-2	3	12	3	2	0	1	28
Keith Appling, g	3-6	2-4	0-0	1-4-5	2	8	2	2	5	1	27
Durrell Summers, g	4-14	4-9	0-0	1-3-4	4	12	2	2	0	2	26
Austin Thornton	1-2	0-0	0-0	1-1-2	2	2	0	0	0	0	11
Mike Kebler	0-0	0-0	0-0	0-0-0	0	0	0	0	0	0	2
Korie Lucious	3-8	0-3	0-1	1-1-2	1	6	5	3	1	1	27
Garrick Sherman	0-0	0-0	0-0	0-1-1	1	0	2	1	1	0	14
Adreian Payne	1-1	0-0	0-0	0-2-2	0	2	0	0	2	0	5
Team				4-2-6							
Totals	29-60	6-18	1-5	14-31-45	19	65	20	14	12	7	200

Total FG% 1st: 16-33 (48.5%) 2nd: 13-27 (48.1%) Game: 48.3%
3-PT FG% 1st: 3-8 (37.5%) 2nd: 3-10 (30.0%) Game: 33.3%
F Throw% 1st: 0-0 (0.0%) 2nd: 1-5 (20.0%) Game: 20.0%

Northwestern	FG	3FG	FT	O-D-R	PF	PTS	A	T	B	S	MIN
Drew Crawford, f	5-16	3-5	4-6	2-6-8	1	17	1	2	3	1	37
John Shurna, f	1-11	1-5	8-11	2-1-3	2	11	3	1	0	1	39
Luka Mirkovic, c	3-9	0-1	0-0	0-4-4	3	6	1	0	0	0	25
Michael Thompson, g	5-13	2-7	0-0	0-3-3	3	12	4	3	0	4	40
JerShon Cobb, g	1-2	1-1	3-5	0-1-1	1	6	1	1	0	1	24
Mike Capocci	0-0	0-0	0-0	0-0-0	0	0	0	0	0	0	4
David Curletti	2-3	2-2	1-2	2-0-2	1	7	1	1	1	0	15
Alex Marcotullio	1-3	1-2	0-0	0-3-3	1	3	1	2	0	1	16
Team				7-2-9							
Totals	18-57	10-23	16-24	13-20-33	12	62	12	10	4	8	200

Total FG% 1st: 9-27 (33.3%) 2nd: 9-30 (30.0%) Game: 31.6%
3-PT FG% 1st: 9-16 (37.5%) 2nd: 4-7 (57.1%) Game: 43.5%
F Throw% 1st: 7-10 (70.0%) 2nd: 9-14 (64.3%) Game: 66.7%

Officials: Ted Valentine, Mike Kitts, Paul Cahill
Attendance: 8,117
Halftime Score: MSU 35-31

Record: MSU 10-4, 2-0; NU 9-3, 0-2

#15

Jan. 8, 2011 • University Park, Pa.
Bryce Jordan Center

Key Stat: Second-Half Shooting
MSU - 36.0% (9-25), PSU - 46.4% (13-28)

Quotable: "There's a lot of basketball left and I just have no problem with the way we worked in practice. So this is different than most times I've been disappointed over a game. I just almost feel for the guys this time because of how they work. What we did and how we played today is almost unexplainable."

- MSU coach Tom Izzo

Key Moment: MSU went ahead 61-60 on a Delvon Roe putback with 3:14 left and forced a stop. But Durrell Summers turned the ball over on the ensuing position. The Spartans then forced a miss, but Andrew Jones went over Draymond Green for a putback basket giving PSU a 62-61 lead it would not give up.

Notes: Each team committed just four turnovers in the first half, but in the second half, MSU committed seven, compared to just two for PSU ... MSU lost for the first time ever when Durrell Summers scored 20 or more points, dropping to 11-1 all-time ... MSU's defense held Talor Battle, the Big Ten's leading scorer, to 13 points on 3-of-14 shooting, including 1-of-8 from 3-point range ... Draymond Green led MSU in both rebounding (10) and assists (6) in the same game for the sixth time this season ... MSU shot 46.7 percent in the first half, including 50.0 percent from 3-point range, but fell to 36.0 percent, including 18.2 percent from behind the arc, in the second ... Kalin Lucas started his 100th career game.

Michigan State	FG	3FG	FT	O-D-R	PF	PTS	A	T	B	S	MIN
Delvon Roe, f	3-6	0-0	1-3	1-0-1	4	7	2	0	1	0	20
Draymond Green, f	2-10	0-2	1-4	2-8-10	2	5	6	2	3	2	37
Kalin Lucas, g	6-10	2-4	0-0	1-2-3	3	14	2	2	1	1	36
Keith Appling, g	0-2	0-2	0-0	0-3-3	2	0	1	1	0	0	17
Durrell Summers, g	7-16	3-8	4-7	2-3-5	1	21	0	1	0	0	36
Adreian Payne	0-0	0-0	1-2	1-0-1	2	1	0	1	0	0	2
Austin Thornton	0-1	0-0	0-0	1-0-1	3	0	1	0	0	0	5
Mike Kebler	0-0	0-0	0-0	0-0-0	0	0	0	0	0	0	+0
Derrick Nix	2-4	0-0	2-2	2-3-5	2	6	0	1	1	0	11
Korie Lucious	2-5	1-3	0-0	0-1-1	2	5	2	2	0	1	26
Garrick Sherman	1-1	0-0	1-2	0-1-1	0	3	0	1	1	0	10
Team				3-2-5							
Totals	23-55	6-19	10-20	13-23-36	21	62	14	11	7	4	200

Total FG% 1st: 14-30 (46.7%) 2nd: 9-25 (36.0%) Game: 41.8%
3-PT FG% 1st: 4-8 (50.0%) 2nd: 2-11 (18.2%) Game: 31.6%
F Throw% 1st: 4-8 (50.0%) 2nd: 6-12 (50.0%) Game: 50.0%

Penn State	FG	3FG	FT	O-D-R	PF	PTS	A	T	B	S	MIN
David Jackson, f	4-13	3-7	0-0	1-6-7	3	11	1	2	1	0	36
Jeff Brooks, f	6-11	0-0	5-6	6-6-12	4	17	3	0	4	1	38
Andrew Jones, c	7-10	0-0	2-4	4-0-4	1	16	1	0	0	0	38
Talor Battle, g	3-14	1-8	6-8	1-5-6	1	13	6	2	0	2	39
Tim Frazier, g	0-3	0-0	1-2	0-4-4	4	1	2	0	0	1	22
Jermaine Marshall	3-4	1-1	1-3	0-0-0	4	8	0	0	0	0	19
Billy Oliver	0-1	0-0	0-0	2-0-2	2	0	0	1	0	0	7
Steve Kirkpatrick	0-1	0-0	0-0	0-0-0	0	0	0	0	0	0	1
Team				1-4-5							
Totals	23-57	5-17	15-23	15-25-40	19	66	13	6	5	4	200

Total FG% 1st: 10-29 (34.5%) 2nd: 13-28 (46.4%) Game: 40.4%
3-PT FG% 1st: 2-7 (28.6%) 2nd: 3-10 (30.0%) Game: 29.4%
F Throw% 1st: 9-12 (75.0%) 2nd: 6-11 (54.5%) Game: 65.2%

Officials: Ted Hillary, Pat Driscoll, D.J. Carstensen
Attendance: 8564
Halftime Score: MSU 36-31

Record: MSU 10-5, 2-1; PSU 9-6, 2-2



2010-11 SPARTAN BASKETBALL



#-/24 MICHIGAN STATE 64
#20/21 WISCONSIN 61, OT



#-/24 MICHIGAN STATE 71
NORTHWESTERN 67, OT



#23/22 ILLINOIS 71
#17/18 MICHIGAN STATE 62

#16

Jan. 11, 2011 • East Lansing, Mich.
Breslin Center

Key Stat: MSU 3-Pt. FG% By Half
1st Half - 0.0% (0-8), 2nd Half - 57.1% (4-7),
OT - 100.0% (1-1)

Quotable: "As I told the players, 'This is what life's like, there's gonna be people smacking you all the time. You better get up and smack back or die.'"

- MSU coach Tom Izzo, on MSU's comeback

Key Moment: MSU trailed 53-44 with 2:37 left before scoring nine straight points. The run started with a 3-pointer from Draymond Green and ended with a 3-pointer from Korie Lucious with 48 seconds left. MSU forced four UW turnovers in the final 1:05.

Notes: MSU recorded its first overtime win since a 62-59 double overtime victory at Ohio State on Jan. 15, 2006, and its first home overtime win since Jan. 13, 2001, a 69-59 decision over the Badgers ... Eleven years earlier to the date, MSU defeated Indiana, 77-71, in overtime in Breslin Center. Morris Peterson forced overtime with a game-tying 3-pointer just feet from where Korie Lucious' triple tied the Badgers in regulation ... MSU's 64 points were the fewest in a Spartan win since scoring 59 against Northern Iowa in the Sweet 16 of the 2010 NCAA Tournament ... With six assists against Wisconsin, Kalin Lucas became the fourth Spartan to record 1,500 career points and 500 career assists ... Draymond Green scored a career-high 26 points, including the first eight of overtime ... MSU's defense held Jon Leuer to 10 points on 3-of-9 shooting. Leuer entered the game averaging 19.3 points ... MSU and UW each committed 11 turnovers. The Badgers had committed just 13 in the three previous Big Ten games.

Michigan State	FG	3FG	FT	O-D-R	PF	PTS	A	T	B	S	MIN
Kalin Lucas, g	4-17	0-3	9-12	1-3-4	4	17	6	3	0	0	36
Durrell Summers, g	1-6	0-5	1-2	1-5-6	1	3	0	1	0	0	38
Keith Appling, g	2-3	1-1	0-0	0-2-2	4	5	0	2	1	1	26
Delvon Roe, f	2-2	0-0	0-2	3-2-5	2	4	2	1	1	1	32
Draymond Green, f	8-17	3-5	7-9	4-5-9	3	26	4	2	2	2	38
Adreian Payne, c	2-3	0-0	0-0	1-2-3	0	4	0	1	0	0	11
Austin Thornton	1-1	0-0	0-0	1-2-3	1	2	1	0	0	1	12
Mike Kebler	0-0	0-0	0-0	0-0-0	0	0	0	0	0	0	+0
Derrick Nix	0-0	0-0	0-0	0-0-0	0	0	0	0	0	0	5
Korie Lucious	1-3	1-2	0-0	0-2-2	0	3	2	1	1	1	22
Garrick Sherman	0-1	0-0	0-0	0-0-0	1	0	0	0	0	0	5
Team				2-3-5							
Totals	21-53	5-16	17-25	13-26-39	16	64	15	11	5	5	225

Total FG% 1st: 8-25 (32.0%) 2nd: 11-23 (47.8%) OT: 2-5 (40.0%) Game: 39.6%
3-PT FG% 1st: 0-0 (0.0%) 2nd: 4-7 (57.1%) OT: 1-1 (100.0%) Game: 31.3%
F Throw% 1st: 4-5 (80.0%) 2nd: 7-12 (58.3%) OT: 6-8 (75.0%) Game: 68.0%

Wisconsin	FG	3FG	FT	O-D-R	PF	PTS	A	T	B	S	MIN
Jordan Taylor, g	8-20	2-5	3-4	2-5-7	3	21	3	2	0	1	40-
Tim Jarmusz, g	0-2	0-2	2-2	0-2-2	1	2	2	0	0	0	33
Jon Leuer, f	3-9	1-2	3-3	2-5-7	3	10	1	3	1	0	36
Rob Wilson, f	1-8	0-2	2-2	0-1-1	2	4	3	1	0	0	32
Keaton Nankivil, c	6-8	5-6	0-0	1-3-4	5	17	0	2	3	3	38
Wquinton Smith	0-1	0-0	0-0	0-0-0	1	0	0	0	0	0	5
Ryan Evans	0-0	0-0	0-0	0-1-1	1	0	0	1	0	0	4
Josh Gasser	2-2	0-0	1-1	1-3-4	3	5	3	0	0	1	19
Mike Bruesewitz	1-4	0-3	0-0	2-0-2	1	2	0	0	0	1	12
Jared Berggren	0-1	0-0	0-0	0-0-0	0	0	0	1	0	0	6
Team				1-1-2							
Totals	21-55	8-20	11-12	9-21-30	20	61	12	11	4	6	225

Total FG% 1st: 9-23 (39.1%) 2nd: 10-28 (35.7%) OT: 2-4 (50.0%) Game: 38.2%
3-PT FG% 1st: 3-8 (37.5%) 2nd: 5-12 (41.7%) OT: 0-0 (0.0%) Game: 40.0%
F Throw% 1st: 2-2 (100.0%) 2nd: 5-5 (100.0%) OT: 4-5 (80.0%) Game: 91.7%

Officials: John Higgins, Ted Valentine, Lamont Simpson
Attendance: 14797
Halftime Score: WIS, 23-20

Record: MSU 11-5, 3-1; UW 12-4, 2-2

#17

Jan. 15, 2011 • East Lansing, Mich.
Breslin Center

Key Stat: Free-Throw Percentage
MSU - 85.7% (24-28); NU - 72.2% (13-18)

Quotable: "We can't keep living like this. Yet I don't have many complaints about a lot of things except for our shooting. Unfortunately, in basketball the ball has got to go in the basket."

- MSU coach Tom Izzo

Key Moment: NU held a 65-62 lead in OT with possession of the ball. Draymond Green then stole the ball at midcourt and went in for a dunk. After a NU turnover, Keith Appling hit a 3-pointer in front of the MSU bench, giving the Spartans the lead for good at 67-65.

Notes: For the first time in program history, MSU played back-to-back home overtime games. It is just the fourth instance of back-to-back overtime games in school history and the first since November 2005. MSU previously played back-to-back Big Ten overtime games in 2004 ... The win over NU marked the 1,500th victory in program history ... MSU, led by Delvon Roe, held NU's John Shurna to a season-low six points on 2-of-10 shooting. Shurna entered the game averaging 20.1 points ... Keith Appling registered career highs in points (19), field goals (6), 3-pointers (5) and minutes (35) ... In the first half, MSU scored a season-low 18 points on 26.1 percent shooting, but improved to score 42 second-half points on 50.0 percent shooting ... MSU forced 16 NU turnovers, a season high for the Wildcats. NU had been ninth nationally with an average of only 10.9 turnovers per game ... Draymond Green made a career-high 10 free throws in 10 attempts. It marks the 31st time in Spartan history a player has made all 10 or more of his free throws in a game ... Delvon Roe tied his career high with five blocks ... MSU shot a season-best .857 from the foul line (24-of-28).

Michigan State	FG	3FG	FT	O-D-R	PF	PTS	A	T	B	S	MIN
Kalin Lucas, g	5-10	2-3	6-6	0-2-2	3	18	4	3	0	2	38
Delvon Roe, f	2-5	0-0	1-2	2-4-6	2	5	1	0	5	1	37
Keith Appling, g	6-11	5-8	2-2	1-3-4	0	19	2	5	0	1	30
Durrell Summers, g	2-5	0-1	0-0	0-4-4	3	4	0	2	0	0	30
Draymond Green, f	3-9	0-1	10-10	3-5-8	5	16	2	1	1	2	32
Adreian Payne	0-0	0-0	0-0	2-0-2	1	0	0	1	0	0	8
Austin Thornton	0-1	0-1	0-0	0-3-3	2	0	0	0	0	0	7
Mike Kebler	0-0	0-0	0-0	0-0-0	0	0	0	0	0	0	1
Derrick Nix	2-3	0-0	1-2	0-2-2	0	5	0	0	0	0	7
Korie Lucious	0-8	0-5	3-4	0-3-3	2	3	6	3	0	0	31
Garrick Sherman	0-0	0-0	1-2	0-0-0	1	1	0	0	0	0	4
Team				1-2-3							
Totals	20-52	7-19	24-28	9-28-37	19	71	15	15	6	6	225

Total FG% 1st: 6-23 (26.1%) 2nd: 12-24 (50.0%) OT: 2-5 (40.0%) Game: 38.5%
3-PT FG% 1st: 3-10 (30.0%) 2nd: 3-6 (50.0%) OT: 1-3 (33.3%) Game: 36.8%
F Throw% 1st: 3-4 (75.0%) 2nd: 15-16 (93.8%) OT: 6-8 (75.0%) Game: 85.7%

Northwestern	FG	3FG	FT	O-D-R	PF	PTS	A	T	B	S	MIN
Drew Crawford, f	7-12	2-4	0-0	1-3-4	4	16	0	4	1	1	39
Luka Mirkovic, c	4-7	0-0	2-3	0-3-3	4	10	2	6	0	1	23
Michael Thompson, g	3-8	2-7	7-10	0-3-3	4	15	5	1	0	0	45
JerShon Cobb, g	4-7	1-3	0-0	0-4-4	3	9	1	0	0	1	35
John Shurna, f	2-10	0-4	2-3	1-7-8	1	6	3	2	0	0	33
Mike Capocci	0-0	0-0	0-0	0-0-0	0	0	0	0	0	0	4
Alex Marcotullio	2-4	1-2	0-0	0-0-0	0	5	0	1	0	1	24
Ivan Peljusic	0-0	0-0	0-0	0-0-0	1	0	0	0	0	1	0+
Davide Curletti	2-5	0-0	2-2	0-3-3	4	6	2	0	0	0	22
Team				0-2-2							
Totals	24-53	6-20	13-18	2-25-27	21	67	13	16	1	5	225

Total FG% 1st: 8-24 (33.3%) 2nd: 13-23 (56.5%) OT: 3-6 (50.0%) Game: 45.3%
3-PT FG% 1st: 2-10 (20.0%) 2nd: 3-7 (42.9%) OT: 1-3 (33.3%) Game: 30.0%
F Throw% 1st: 5-6 (83.3%) 2nd: 8-10 (80.0%) OT: 0-0 (0.0%) Game: 72.2%

Officials: Tom O'Neil, Terry Oglesby, Tim Clougherty
Attendance: 14797
Halftime Score: NU, 23-18

Record: MSU 12-5, 4-1; NU 11-5, 2-4

#18

Jan. 18, 2011 • Champaign, Ill.
Assembly Hall

Key Stat: Field-Goal Percentage
MSU - 37.5%; ILL - 53.2%

Quotable: "Our biggest thing is, we've got to learn how to win close games. We've got to learn how to win games when the shots aren't falling"

- MSU guard Kalin Lucas

Key Moment: A Delvon Roe tip-in cut Illinois' lead to 59-57 with 8:50 left after trailing by as many as 10 points in the second half. MSU was then scoreless for the next three minutes, as the Illini pushed the lead back up to eight points.

Notes: Illinois is the first opponent to shoot over 50 percent from the field (53.2 percent) ... Michigan State lost for the first time this season when committing fewer turnovers than its opponent. The Spartans, however, converted 10 Illini turnovers into just five points, while Illinois turned nine MSU turnovers into 15 points ... Delvon Roe grabbed a season-best seven offensive rebounds, as MSU tied its season high with 18 offensive boards. The Spartans held a 16-7 edge in second-chance points ... MSU shot 46.9 percent in the first half, but just 28.1 percent in the second half ... Illinois made just 1-of-9 field goals in the final 11 minutes, but converted on 10-of-14 foul shots ... MSU pulled within two points at 59-57 with 8:50 left, but hit just two of its final 18 field-goal attempts after that point ... The game was the 12th-straight in the series to be decided by 10 points or less.

Michigan State	FG	3FG	FT	O-D-R	PF	PTS	A	T	B	S	MIN
Delvon Roe, f	3-5	0-0	2-2	7-3-10	2	8	1	1	0	2	29
Draymond Green, f	5-14	1-4	1-1	3-3-6	5	12	4	0	0	0	33
Adreian Payne, c	1-3	0-0	0-0	2-2-4	0	2	0	0	1	0	10
Kalin Lucas, g	7-14	1-5	0-0	0-2-2	4	15	2	3	0	0	28
Keith Appling, g	1-5	1-5	0-0	1-3-4	4	3	1	0	0	0	28
Austin Thornton	0-0	0-0	0-0	0-0-0	0	0	0	1	0	0	2
Durrell Summers	4-12	3-7	2-2	0-0-0	2	13	0	2	1	2	29
Mike Kebler	0-0	0-0	0-0	0-0-0	0	0	0	0	0	0	4
Derrick Nix	2-3	0-0	2-4	3-3-6	3	6	1	1	0	0	11
Korie Lucious	1-8	1-5	0-0	1-1-2	2	3	3	0	0	0	24
Garrick Sherman	0-0	0-0	0-0	0-0-0	0	0	0	1	0	0	2
Team				1-0-1							
Totals	24-64	7-26	7-9	18-17-35	22	62	12	9	2	4	200

Total FG% 1st: 15-32 (46.9%) 2nd: 9-32 (28.1%) Game: 37.5%
3-PT FG% 1st: 4-12 (33.3%) 2nd: 3-14 (21.4%) Game: 26.9%
F Throw% 1st: 3-4 (75.0%) 2nd: 4-5 (80.0%) Game: 77.8%

Illinois	FG	3FG	FT	O-D-R	PF	PTS	A	T	B	S	MIN
Mike Davis, f	4-6	0-0	3-4	3-8-11	2	11	0	0	0	0	38
Bill Cole, f	0-1	0-1	0-0	0-1-1	1	0	1	0	0	1	17
Mike Tisdale, c	2-5	0-2	1-2	1-2-3	3	5	0	2	0	0	23
D.J. Richardson, g	2-5	2-4	0-0	0-0-0	2	6	1	0	0	0	29
Demetri McCamey, g	4-11	2-4	5-8	1-2-3	1	15	11	3	0	2	37
Brandon Paul	7-11	4-6	2-3	0-3-3	0	20	1	1	1	1	26
Meyers Leonard	0-0	0-0	0-0	1-1-2	2	0	0	1	0	0	5
Jereme Richmond	6-8	0-0	2-2	1-4-5	1	14	3	1	0	0	23
Tyler Griffey	0-0	0-0	0-0	0-0-0	0	0	0	1	0	0	2
Team				0-1-1							
Totals	25-47	8-17	13-19	7-22-29	12	71	17	10	1	4	200

Total FG% 1st: 16-26 (61.5%) 2nd: 9-21 (42.9%) Game: 53.2%
3-PT FG% 1st: 6-9 (66.7%) 2nd: 2-8 (25.0%) Game: 47.1%
F Throw% 1st: 3-5 (60.0%) 2nd: 10-14 (71.4%) Game: 68.4%

Officials: Ed Hightower, Gene Steratore, Pat Driscoll
Attendance: 16,618
Halftime Score: ILL, 41-37

Record: MSU 12-6, 4-2; ILL 14-5, 4-2

2010-11 SPARTAN BASKETBALL



#14/13 PURDUE 86
#17/18 MICHIGAN STATE 76



MICHIGAN 61
#25/- MICHIGAN STATE 57



#25/- MICHIGAN STATE 84
INDIANA 83, OT

#19

Jan. 22, 2011 • West Lafayette, Ind.
Mackey Arena

Key Stat: First-Half Field-Goal Percentage
MSU - 41.4% (12-29), PUR - 62.1% (18-29)

Quotable: "We're so close, it's ridiculous."
- MSU forward Delvon Roe.

Key Moment: With the score tied at 26 with 5:56 left, Purdue scored 15 of the next 17 points, as MSU missed 6-of-7 shots and committed four turnovers.

Notes: Purdue's 29 field goals were the most by a Spartan opponent this year, while the 50 field-goal attempts are the fewest, as the Boilermakers shot .580 from the field, the best effort by any Spartan opponent ... Purdue was the second straight opponent to shoot better than 50 percent from the field ... The 37 combined points for Draymond Green (21) and Delvon Roe (16) are the most by a Spartan power forward and center since Goran Suton (27) and Marquise Gray (19) combined for 46 vs. Loyola on Dec. 30, 2006, and the most in a Big Ten game since Alan Anderson (28) and Paul Davis (13) combined for 41 vs. Wisconsin on Feb. 24, 2005 ... Delvon Roe's 16 points equaled his career best ... Draymond Green (21 pts., 11 reb.) recorded his sixth double-double of the season and the first 20-point, 10-rebound game of his career ... Michigan State committed nine turnovers in the first half, resulting in 12 Boilermaker points, but committed just two in the second half, resulting in four points ... Michigan State's 50 percent 3-point shooting was its best effort in Big Ten play, while its 44.4 percent field-goal shooting was its second-best effort in league action, snapping a string of three straight games under 40 percent.

Michigan State	FG	3FG	FT	O-D-R	PF	PTS	A	T	B	S	MIN
Delvon Roe, f	6-9	0-0	4-5	2-2-4	2	16	0	2	1	3	31
Draymond Green, f	8-15	4-6	1-2	4-7-11	4	21	6	2	1	0	35
Durrell Summers, g	4-10	3-8	0-0	0-1-1	4	11	0	1	0	2	34
Kalin Lucas, g	3-16	1-1	2-2	2-1-3	5	9	6	3	1	1	31
Keith Appling, g	3-3	1-1	2-2	3-0-3	3	9	0	0	0	0	21
Adreian Payne	1-2	0-0	0-0	0-0-0	2	0	0	0	0	1	6
Austin Thornton	0-0	0-0	0-0	0-2-2	0	0	0	0	0	0	8
Mike Kebler	0-0	0-0	0-0	0-0-0	3	0	0	1	0	0	6
Derrick Nix	1-1	0-0	0-0	2-0-2	2	0	0	1	0	0	5
Korie Lucious	2-7	1-4	1-2	0-1-1	3	6	6	1	1	0	23
Garrick Sherman	0-0	0-0	0-0	1-0-1	0	0	0	0	0	0	1
Team				0-4-4							
Totals	28-63	10-20	10-13	14-18-32	24	76	18	11	4	7	200

Total FG% 1st: 12-29 (41.4%) 2nd: 16-34 (47.1%) Game: 44.4%
3-Pt FG% 1st: 4-9 (44.4%) 2nd: 6-11 (54.5%) Game: 50.0%
F Throw% 1st: 3-4 (75.0%) 2nd: 7-9 (77.8%) Game: 76.9%

Purdue	FG	3FG	FT	O-D-R	PF	PTS	A	T	B	S	MIN
Lewis Jackson, g	6-9	0-0	7-8	2-3-5	1	19	2	2	0	0	32
Ryne Smith, g	2-3	2-3	0-1	1-5-6	1	6	1	0	0	0	31
JaJuan Johnson, c	7-13	0-1	6-7	0-4-4	2	20	0	1	1	1	39
E'Twaun Moore, g	9-18	3-6	5-8	1-4-5	1	26	4	0	0	3	39
Travis Carroll, f	0-1	0-0	0-0	0-1-1	1	0	0	1	1	0	8
Terone Johnson	1-1	0-0	0-0	0-0-0	0	2	0	2	0	0	8
Kelsey Barlow	1-1	0-0	4-6	0-1-1	2	6	4	2	2	0	19
D.J. Byrd	3-4	1-2	0-0	1-1-2	0	7	3	1	0	1	20
John Hart	0-0	0-0	0-0	0-0-0	1	0	0	0	0	0	1
Sandi Marcius	0-0	0-0	0-0	0-0-0	0	0	0	0	0	0	3
Team				2-3-5							
Totals	29-50	6-12	22-30	7-22-29	9	86	14	9	4	5	200

Total FG% 1st: 18-29 (62.1%) 2nd: 11-21 (52.4%) Game: 58.0%
3-Pt FG% 1st: 4-8 (50.0%) 2nd: 2-4 (50.0%) Game: 50.0%
F Throw% 1st: 1-1 (100.0%) 2nd: 21-29 (72.4%) Game: 73.3%

Officials: Mike Kitts, Ted Valentine, Bo Boroski
Attendance: 14,123
Halftime Score: PUR, 41-31

Record: MSU 12-7, 4-3; PUR 17-3, 6-1

#20

Jan. 27, 2011 • East Lansing, Mich.
Breslin Center

Key Stat: Three-Point Field-Goal Percentage
MSU - 26.3% (5-19), MICH - 47.6% (10-21)

Quotable: "It was a tough week, but there's a lot of tough times in this job. And it's my job to pull us out of the gutter."
- MSU coach Tom Izzo

Key Moment: MSU held a 16-11 lead early in the first half. Michigan answered with a 13-2 run to take a 24-18 run and never trailed after that.

Notes: Kalin Lucas' 27 points were a personal best for a Big Ten game. With the 27 points he jumped to eighth place in MSU career scoring ... In the first half, Michigan made 6-of-12 3-point field goals, compared to just 1-of-6 for MSU ... MSU had just two points off the bench, a season-low for the Spartans ... Durrell Summers recorded his first double-double of the season, scoring 13 points and grabbing a season-high 10 rebounds.

Michigan State	FG	3FG	FT	O-D-R	PF	PTS	A	T	B	S	MIN
Delvon Roe, f	0-3	0-0	1-4	1-3-4	4	1	1	2	2	2	28
Draymond Green, f	4-8	1-4	0-1	1-2-3	5	9	5	2	1	4	34
Durrell Summers, g	4-9	2-5	3-4	3-7-10	2	13	1	1	1	0	27
Kalin Lucas, g	10-18	1-5	6-6	0-2-2	2	27	3	2	0	1	37
Keith Appling, g	2-6	1-4	0-0	0-2-2	2	5	0	1	1	0	35
Adreian Payne	0-0	0-0	0-0	0-0-0	0	0	0	0	0	0	3
Austin Thornton	0-1	0-1	0-1	1-1-2	0	0	0	3	0	1	10
Mike Kebler	1-3	0-0	0-0	0-2-2	0	2	1	1	1	0	15
Derrick Nix	0-0	0-0	0-0	0-0-0	1	0	0	0	0	0	6
Garrick Sherman	0-0	0-0	0-0	0-2-2	0	0	0	0	0	0	5
Team				2-0-2							
Totals	21-48	5-19	10-16	8-21-29	16	57	11	12	6	8	200

Total FG% 1st: 10-20 (50.0%) 2nd: 11-28 (39.3%) Game: 43.8%
3-Pt FG% 1st: 1-6 (16.7%) 2nd: 4-13 (30.8%) Game: 26.3%
F Throw% 1st: 6-11 (54.5%) 2nd: 4-5 (80.0%) Game: 62.5%

Michigan	FG	3FG	FT	O-D-R	PF	PTS	A	T	B	S	MIN
Zack Novak, f	6-9	6-8	1-1	0-6-6	3	19	2	1	0	1	37
Darius Morris, g	7-10	2-2	1-3	2-2-4	3	17	8	4	0	2	40
Tim Hardaway Jr., g	3-12	1-4	3-6	2-6-8	1	10	1	0	0	2	37
Evan Smotrycz, f	0-3	0-3	0-0	1-2-3	1	0	0	1	0	0	18
Jordan Morgan, c	2-3	0-0	0-1	0-1-1	3	4	0	3	1	0	24
Stu Douglass	3-7	1-4	0-0	0-4-4	1	7	2	2	0	1	28
Matt Vogrich	0-0	0-0	0-0	0-0-0	0	0	0	0	0	0	3
Jon Horford	1-1	0-0	0-1	0-2-2	2	2	0	0	0	0	11
Blake McLimans	0-0	0-0	0-0	0-0-0	0	0	1	0	0	0	0+
Colton Christian	1-1	0-0	0-0	0-0-0	0	2	0	0	0	0	2
Team				1-0-1							
Totals	23-46	10-21	5-12	6-23-29	14	61	13	13	1	6	200

Total FG% 1st: 13-26 (50.0%) 2nd: 10-20 (50.0%) Game: 50.0%
3-Pt FG% 1st: 6-12 (50.0%) 2nd: 4-9 (44.4%) Game: 47.6%
F Throw% 1st: 1-2 (50.0%) 2nd: 4-10 (40.4%) Game: 41.7%

Officials: Ed Hightower, Pat Driscoll, Antinio Petty
Attendance: 14,797
Halftime Score: MICH, 33-27

Record: MSU 12-8, 4-4; MICH 12-9, 2-6

#21

Jan. 30, 2011 • East Lansing, Mich.
Breslin Center

Key Stat: Turnovers
MSU - 8, IU - 13

Quotable: "When you're in a slump, you take a win any way you can get it."
- MSU coach Tom Izzo

Key Moment: Indiana held a 78-75 lead and Jeremiah Rivers went to the foul line for a 1-and-1 with 42 seconds left. He missed the front end and Lucas drove for a layup, cutting the deficit to one. Rivers was fouled again with 19 seconds left, making one-of-two. In MSU's possession, Draymond Green was fouled with 2.9 seconds remaining and calmly knocked down both foul shots to send the game into overtime.

Notes: The win marked MSU's third overtime home victory of the season, a first in program in history ... Kalin Lucas scored a game-high 26 points one game after scoring 27 against Michigan, marking the first back-to-back 25-plus point games of his career ... Michigan State tied its season low with eight turnovers ... Draymond Green grabbed a season-high 13 rebounds ... Derrick Nix established personal bests for minutes (23) and assists (3), and a season-high with nine points. The nine points are also the most Nix has ever scored in a Big Ten contest ... Tom Izzo improved to 7-1 all-time on his birthday, including 6-0 in home contests ... MSU won its 16th straight game against the Hoosiers in Breslin Center ... Kalin Lucas played a career-high 43 minutes, while Keith Appling's 37 minutes also were a personal best ... With his 13 boards and five assists, it was the eighth game this season that Draymond Green led the Spartans in both categories.

Michigan State	FG	3FG	FT	O-D-R	PF	PTS	A	T	B	S	MIN
Delvon Roe, f	3-6	0-0	4-7	4-5-9	5	10	2	0	2	1	28
Draymond Green, f	7-15	2-4	3-4	5-8-13	4	19	5	2	1	2	33
Durrell Summers, g	6-16	2-7	3-3	0-2-2	0	17	1	1	0	1	34
Kalin Lucas, g	8-18	3-7	7-8	0-1-1	1	26	4	1	0	1	43
Keith Appling, g	1-5	1-4	0-0	2-3-5	1	3	2	2	2	1	37
Adreian Payne	0-0	0-0	0-0	0-0-0	1	0	0	0	0	0	2
Austin Thornton	0-1	0-1	0-0	0-2-2	2	0	1	0	0	0	9
Mike Kebler	0-1	0-0	0-0	0-1-1	2	0	0	0	0	0	12
Derrick Nix	3-4	0-0	3-5	1-2-3	2	9	3	2	1	1	23
Garrick Sherman	0-0	0-0	0-0	0-0-0	0	0	0	0	0	0	4
Team				0-0-0							
Totals	28-66	8-23	20-27	12-24-36	18	84	18	8	6	7	225

Total FG% 1st: 16-35 (45.7%) 2nd: 11-28 (39.3%) OT: 1-3 (33.3%) Game: 42.4%
3-Pt FG% 1st: 4-8 (50.0%) 2nd: 4-14 (28.6%) OT: 0-1 (0.0%) Game: 34.8%
F Throw% 1st: 4-6 (66.7%) 2nd: 13-17 (76.5%) OT: 3-4 (75.0%) Game: 74.1%

Indiana	FG	3FG	FT	O-D-R	PF	PTS	A	T	B	S	MIN
Jordan Hulls, g	6-16	1-5	4-4	0-4-4	1	17	4	2	0	1	39
Christian Watford, f	5-15	4-8	7-10	1-4-5	4	21	0	4	0	0	38
Jeremiah Rivers, g	3-7	1-2	3-5	0-4-4	4	10	3	3	0	0	32
Will Sheehy, f	4-6	0-0	0-0	2-0-2	0	8	1	1	0	2	17
Tom Prichard, c	1-3	0-0	0-3	2-5-7	4	2	3	0	2	0	32
Victor Oladipo	5-5	1-1	0-0	1-0-1	2	11	1	2	0	0	19
Daniel Moore	0-0	0-0	0-0	0-1-1	1	0	2	1	0	1	4
Bobby Capobianco	0-0	0-0	0-0	0-1-1	2	0	0	0	0	0	8
Matt Roth	4-5	4-5	0-0	1-1-1	1	12	0	0	0	0	26
Derek Elston	1-2	0-0	0-0	1-3-4	3	2	0	0	0	0	10
Team				4-2-6							
Totals	29-59	11-21	14-22	11-25-36	22	83	14	13	2	4	225

Total FG% 1st: 14-26 (53.8%) 2nd: 13-23 (56.5%) OT: 2-10 (20.0%) Game: 49.2%
3-Pt FG% 1st: 7-9 (77.8%) 2nd: 4-7 (57.1%) OT: 0-5 (0.0%) Game: 52.4%
F Throw% 1st: 8-12 (66.7%) 2nd: 6-10 (60.0%) OT: 0-0 (0.0%) Game: 63.6%

Officials: John Cahill, Gene Steratore, Mike Sanzere
Attendance: 14,797
Halftime Score: IU, 43-40

Record: MSU 13-8, 5-4; IU 11-11, 2-7



2010-11 SPARTAN BASKETBALL



IOWA 72
MICHIGAN STATE 52



#19/18 WISCONSIN 82
MICHIGAN STATE 56



MICHIGAN STATE 75
PENN STATE 57

#22

Feb. 2, 2011 • Iowa City, Iowa
Carver-Hawkeye Arena

Key Stat: Points Off Turnovers
MSU - 13; Iowa - 30

Quotable: "I guess like a lot of things in life, sometimes you get into territory you haven't been at before. I'm there. But I've been close before and worked my way out of it. One way or another, we'll work our way out of it."
- MSU coach Tom Izzo

Key Moment: MSU had cut its 22-point first half deficit down to 16 with 2:37 left in the half, and were poised to creep even closer before halftime. Iowa, however, scored five points in the final minute to extend the halftime lead up to 21.

Notes: Derrick Nix scored a career-high 12 points ... Iowa shot 65.5 percent in the first half, compared to 24.1 percent for MSU ... At one point in the first half, the Hawkeyes made 10 consecutive shots, and 15-of-16 ... MSU held a 16-8 edge on the offensive glass, leading to a 12-2 advantage in second chance points ... Iowa turned 17 Spartan turnovers into 30 points.

Michigan State	FG	3FG	FT	O-D-R	PF	PTS	A	T	B	S	MIN
Delvon Roe, f	0-2	0-0	0-0	2-1-3	3	0	1	1	1	0	16
Draymond Green, f	5-11	1-3	0-0	1-4-5	4	11	2	5	0	2	30
Kalin Lucas, g	5-16	1-4	6-6	1-1-2	0	17	0	1	0	1	30
Keith Appling, g	0-5	0-3	0-0	0-1-1	3	0	4	2	0	1	32
Durrell Summers, g	2-7	2-7	0-0	1-2-3	1	6	1	3	0	0	28
Adreian Payne	1-1	0-0	2-4	1-1-2	0	4	0	1	0	0	15
Austin Thornton	0-4	0-1	0-0	1-3-4	1	0	0	0	0	1	17
Mike Kebler	0-0	0-0	0-0	1-0-1	2	0	2	0	0	0	13
Derrick Nix	5-9	0-0	2-4	5-0-5	0	12	0	1	0	0	12
Garrick Sherman	1-1	0-0	0-0	0-1-1	0	2	1	2	1	0	7
Team				3-1-4							
Totals	19-56	4-18	10-14	16-15-31	14	52	11	17	2	5	200

Total FG% 1st: 7-29 (24.1%) 2nd: 12-27 (44.4%) Game: 33.9%
3-Pt FG% 1st: 0-9 (0.0%) 2nd: 4-9 (44.4%) Game: 22.2%
F Throw% 1st: 6-7 (85.7%) 2nd: 4-7 (57.1%) Game: 71.4%

Iowa	FG	3FG	FT	O-D-R	PF	PTS	A	T	B	S	MIN
Melsahn Basabe, f	2-6	0-0	0-0	0-3-3	3	4	0	0	2	0	20
Eric May, g	4-5	0-0	3-4	0-1-1	2	11	1	3	1	0	24
Jarryd Cole, f	6-6	0-0	1-2	0-9-9	4	13	1	0	1	2	29
Matt Gatens, g	6-11	2-3	5-5	2-1-3	0	19	2	2	0	4	36
Bryce Cartwright, g	6-12	0-2	0-0	0-3-3	1	12	10	4	0	0	37
Roy Devyn Marble	1-3	0-1	0-0	0-0-0	0	2	4	0	0	0	13
Zach McCabe	2-4	1-3	0-0	0-2-2	3	5	0	0	0	1	13
Andrew Brommer	3-4	0-0	0-0	2-0-2	1	6	1	2	0	0	14
Devon Archie	0-1	0-0	0-0	1-5-6	0	0	0	1	1	0	14
Team				3-0-3							
Totals	30-52	3-9	9-11	8-24-32	14	72	19	12	5	7	200

Total FG% 1st: 19-29 (65.5%) 2nd: 11-23 (47.8%) Game: 57.7%
3-Pt FG% 1st: 3-4 (75.0%) 2nd: 0-5 (0.0%) Game: 33.3%
F Throw% 1st: 0-0 (0.0%) 2nd: 9-11 (81.8%) Game: 81.8%

Officials: Jim Burr, Tom O'Neill, Ted Hillary
Attendance: 12,158
Halftime Score: Iowa, 41-20

Record: MSU 13-9, 5-5; IOWA 9-13, 2-8

#23

Feb. 6, 2011 • Madison, Wis.
Kohl Center

Key Stat: 3-Point Shooting
MSU - 3-14 (21.4%); UW - 11-17 (64.7%)

Quotable: "Today was great in every way except the score. And if we do that we're gonna win some games and we're gonna get back on track."
- MSU coach Tom Izzo

Key Moment: UW held a slim 10-9 lead after a Kalin Lucas jumper with 13:07 left. The Badgers then scored on seven straight possessions, hitting 6-of-8 shots in taking a 27-13 lead.

Notes: Derrick Nix made his first start of the season, as the Spartans used their seventh different starting lineup this year ... The two teams combined for just 85 field-goal attempts, a combined low for the season, as MSU attempted a season-low 46 shots and Wisconsin attempted 39 shots, a season low for a Spartan opponent ... Wisconsin's .590 FG%, .647 3-point FG% and .962 FT% were season bests for a Spartan opponent ... Michigan State committed a season-low seven assists ... Kalin Lucas' 20 points moved him past Terry Furlow into seventh in MSU career scoring (1,782 points) ... Jordan Taylor's 30 points were the most against the Spartans by a Big Ten opponent this season ... Wisconsin grabbed just four offensive rebounds, but converted them into nine points.

Michigan State	FG	3FG	FT	O-D-R	PF	PTS	A	T	B	S	MIN
Draymond Green, f	4-10	0-4	5-6	1-1-2	2	13	2	2	0	0	33
Derrick Nix, c	0-0	0-0	0-0	0-0-0	2	0	0	0	0	0	7
Kalin Lucas, g	8-14	2-4	2-2	0-0-0	1	20	3	1	0	1	38
Keith Appling, g	2-3	1-2	1-1	0-3-3	4	6	0	1	0	1	19
Durrell Summers, g	3-12	0-2	1-2	2-1-3	3	7	0	1	0	0	32
Adreian Payne	0-2	0-0	0-0	2-1-3	2	0	0	1	0	0	12
Delvon Roe	0-0	0-0	0-0	1-1-2	2	0	0	1	0	0	20
Austin Thornton	0-2	0-2	4-4	0-2-2	2	4	2	0	0	0	13
Mike Kebler	1-1	0-0	0-0	0-0-0	1	2	2	0	0	1	14
Garrick Sherman	2-2	0-0	0-1	0-2-2	1	4	0	0	0	0	12
Team				0-1-1							
Totals	20-46	3-14	13-16	6-12-18	20	56	9	7	0	3	200

Total FG% 1st: 11-23 (47.8%) 2nd: 9-23 (39.1%) Game: 43.5%
3-Pt FG% 1st: 2-6 (33.3%) 2nd: 1-8 (12.5%) Game: 21.4%
F Throw% 1st: 1-2 (50.0%) 2nd: 12-14 (85.7%) Game: 81.3%

Wisconsin	FG	3FG	FT	O-D-R	PF	PTS	A	T	B	S	MIN
Jon Leuer, f	7-14	2-4	4-4	0-6-6	1	20	1	4	0	1	30
Keaton Nankivill, f	3-3	3-3	2-2	0-1-1	3	11	0	2	0	1	29
Jordan Taylor, g	9-13	3-4	9-10	0-1-1	2	30	6	1	0	0	35
Josh Gasser, g	2-2	1-1	0-0	0-2-2	1	5	0	0	0	0	33
Tim Jarmusz, g	1-1	1-1	6-6	2-0-2	1	9	1	0	0	0	25
Ben Brust	1-1	1-1	0-0	0-0-0	0	3	0	0	0	0	1
Wquinton Smith	0-0	0-0	0-0	0-1-1	0	0	1	1	0	0	2
Ryan Evans	0-1	0-0	2-2	0-1-1	4	2	0	0	0	0	10
Duje Dukan	0-0	0-0	0-0	0-0-0	0	0	0	0	0	0	1
Brett Valentyn	0-0	0-0	0-0	0-0-0	0	0	0	0	0	0	2
Mike Bruesewitz	0-0	0-0	0-0	1-3-4	2	0	1	0	0	0	15
Rob Wilson	0-2	0-2	2-2	0-2-2	1	2	0	0	0	0	11
Jared Berggren	0-2	0-1	0-0	0-0-0	1	0	0	0	0	0	6
Team				1-3-4							
Totals	23-39	11-17	25-26	4-20-24	16	82	10	8	0	2	200

Total FG% 1st: 15-23 (65.2%) 2nd: 8-16 (50.0%) Game: 59.0%
3-Pt FG% 1st: 7-10 (70.0%) 2nd: 4-7 (57.1%) Game: 64.7%
F Throw% 1st: 6-6 (100.0%) 2nd: 19-20 (95.0%) Game: 96.2%

Officials: John Cahill, Mike Eades, Tom Eades
Attendance: 17,230
Halftime Score: UW, 43-25

Record: MSU 13-10, 5-6; UW 17-5, 7-3

#24

Feb. 10, 2011 • East Lansing, Mich.
Breslin Center

Key Stat: First-Half Shooting
MSU - 16-27 (59.3%); PSU - 9-26 (34.6%)

Quotable: "We haven't conquered the world, but it's a step in the right direction."
- MSU coach Tom Izzo

Key Moment: After not leading in their two previous games, the Spartans jumped out to a quick 15-3 lead, hitting their first six shots of the game.

Notes: Draymond Green (15 points, 14 rebounds, 10 assists) became just the third player in MSU history to record a triple-double, joining Earvin "Magic" Johnson (8) and Charlie Bell (1) ... Kalin Lucas tied his career high with 10 made free throws, and established a new career high with 14 free throw attempts ... Michigan State improved to 20-2 all-time when Delvon Roe scores in double figures ... MSU seniors Kalin Lucas, Durrell Summers and Mike Kebler won the 100th game of their careers ... MSU held Penn State to 41.1 percent shooting, the lowest percentage by a Spartan opponent since Wisconsin shot 38.2 percent on Jan. 11 ... Michigan State shot 52.4 percent from the field, its best effort since shooting 54.7 percent vs. South Carolina in the second game of the season. It was also the first time since Jan. 11 that MSU had out-shot its opponent, snapping a string of seven games where MSU was out-shot ... After being out-rebounded by four in the first meeting of the year, Michigan State out-rebounded Penn State by a +15 margin (38-23) ... MSU won its first game in regulation since Jan. 3.

Michigan State	FG	3FG	FT	O-D-R	PF	PTS	A	T	B	S	MIN
Delvon Roe, f	6-6	0-0	3-4	0-3-3	3	15	0	2	0	0	22
Draymond Green, f	3-9	0-1	9-9	5-9-14	3	15	10	2	3	2	33
Kalin Lucas, g	5-10	4-7	10-14	0-3-3	2	24	3	2	0	1	40
Keith Appling, g	2-3	0-0	1-2	0-1-1	4	5	0	1	0	0	26
Durrell Summers, g	3-8	1-5	1-2	0-4-4	1	8	1	0	0	0	34
Adreian Payne	1-2	0-0	0-0	1-0-1	1	2	0	1	2	0	8
Austin Thornton	0-2	0-0	0-0	2-0-2	1	0	0	0	0	0	7
Mike Kebler	0-0	0-0	1-2	0-1-1	0	1	1	0	0	0	13
Derrick Nix	0-0	0-0	0-0	1-0-0	0	0	0	1	0	0	3
Garrick Sherman	2-2	0-0	1-2	1-1-2	2	5	0	2	0	0	14
Team				1-5-6							
Totals	22-42	5-13	26-35	17-27-38	17	75	15	11	5	3	200

Total FG% 1st: 16-27 (59.3%) 2nd: 6-15 (40.0%) Game: 52.4%
3-Pt FG% 1st: 5-8 (62.5%) 2nd: 0-5 (0.0%) Game: 38.5%
F Throw% 1st: 4-6 (66.7%) 2nd: 22-29 (75.9%) Game: 74.3%

Penn State	FG	3FG	FT	O-D-R	PF	PTS	A	T	B	S	MIN
Talor Battle, g	7-20	3-11	2-4	2-3-5	4	19	4	1	0	2	37
(DJ) David Jackson, f	3-8	2-4	0-0	1-2-3	4	8	0	0	0	0	30
Andrew Jones, f	2-3	0-0	0-1	1-1-2	5	4	1	0	0	0	26
Tim Frazier, g	0-7	0-1	0-0	0-3-3	5	0	5	1	0	0	26
Cammeron Woodard, g	2-3	0-0	0-0	1-1-1	1	4	0	1	0	0	16
Jermaine Marshall	1-4	0-0	0-0	0-0-0	2	2	1	1	0	1	11
Tre Bowman	0-1	0-0	0-0	0-0-0	1	0	0	0	0	0	1
Jeff Brooks	6-6	1-1	2-4	3-1-4	2	15	1	1	0	1	33
Billy Oliver	2-4	1-1	0-2	2-0-2	3	5	0	1	1	0	19
Steve Kirkpatrick	0-0	0-0	0-0	0-0-0	1	0	0	0	0	0	1
Team				1-2-3							
Totals	23-56	7-18	4-11	10-13-23	28	57	12	6	1	4	200

Total FG% 1st: 9-26 (34.6%) 2nd: 14-30 (46.7%) Game: 41.1%
3-Pt FG% 1st: 2-6 (33.3%) 2nd: 5-12 (41.7%) Game: 38.9%
F Throw% 1st: 1-5 (20.0%) 2nd: 3-6 (50.0%) Game: 36.4%

Officials: Mike Whitehead, Eric Curry, Ray Barone
Attendance: 17,797
Halftime Score: MSU, 41-21

Record: MSU 14-10, 6-6; PSU 12-11, 5-7



2010-11 SPARTAN BASKETBALL



#2/3 OHIO STATE 71
MICHIGAN STATE 61



MICHIGAN STATE 61
ILLINOIS 57



MICHIGAN STATE 53
MINNESOTA 48

#25

Feb. 15, 2011 • Columbus, Ohio
Value City Arena

Key Stat: Turnovers
MSU - 19, OSU - 7

Quotable: "... I wouldn't count us dead yet. This team is a pretty good team if we can regroup a little bit here down the stretch ... We're gonna finish strong. We're gonna make a run at it somehow, some way."
- MSU coach Tom Izzo

Key Moment: MSU took a 44-42 lead with 15:11 left on a Kalin Lucas jumper. Ohio State then rattled off seven straight points, and never trailed again. The Spartans had three turnovers during that stretch.

Notes: Michigan State's bench out-scored Ohio State's reserves, 27-7. The 27 bench points were the most by MSU in Big Ten play, and the most since Dec. 18 ... MSU out-scored Ohio State in the paint, 44-26. The 44 points were a season high ... Adreian Payne scored 10 points, equaling his season high which he scored in the season opener ... Mike Kebler tied his career high with eight points ... Michigan State shot a season-best 57.4 percent from the field, marking the first game this season MSU has lost when shooting better than 50 percent ... Michigan State made a season-low two 3-pointers in a season-low five attempts ... Michigan State attempted just six foul shots, compared to 29 for Ohio State ... Michigan State held Jared Sullinger to 11 points, a season low for a Big Ten game, and a season-low two rebounds.

Michigan State	FG	3FG	FT	O-D-R	PF	PTS	A	T	B	S	MIN
Draymond Green, f	3-7	2-3	2-2	1-5-6	5	10	4	4	0	1	31
Garrick Sherman, c	3-3	0-0	0-0	0-2-2	2	6	1	2	1	0	17
Kalin Lucas, g	7-15	0-1	0-0	1-2-3	3	14	5	3	0	0	36
Keith Appling, g	2-3	0-0	0-0	2-4-6	4	4	1	3	0	2	27
Durrell Summers, g	0-1	0-1	0-0	0-1-1	2	0	1	1	0	0	16
Adreian Payne	4-7	0-0	2-3	0-2-2	2	10	0	0	0	0	11
Delvon Roe	0-0	0-0	0-0	1-1-2	2	0	0	1	1	0	8
Austin Thornton	1-2	0-0	0-0	0-2-2	2	2	0	2	1	0	19
Mike Kebler	4-6	0-0	0-0	1-3-4	1	8	0	1	1	0	24
Derrick Nix	3-3	0-0	1-1	1-0-1	3	7	0	2	0	0	11
Team				0-1-1							
Totals	27-47	2-5	5-6	7-23-30	26	61	12	19	4	3	200

Total FG% 1st: 15-24 (62.5%) 2nd: 12-23 (52.2%) Game: 57.4%
3-PT FG% 1st: 1-1 (100.0%) 2nd: 1-4 (25.0%) Game: 40.0%
F Throw% 1st: 3-4 (75.0%) 2nd: 2-2 (100.0%) Game: 83.3%

Ohio State	FG	3FG	FT	O-D-R	PF	PTS	A	T	B	S	MIN
Jared Sullinger, f	3-8	0-0	5-6	1-1-2	4	11	1	2	0	2	27
Dallas Lauderdale, c	2-2	0-0	2-2	0-0-0	3	6	0	0	1	0	18
David Lighty, g	4-9	1-4	3-6	1-5-6	1	12	3	1	0	1	38
Jon Diebler, g	2-7	2-7	6-6	1-2-3	0	12	0	1	0	1	39
William Buford, g	9-15	3-4	2-2	1-4-5	1	23	2	1	0	1	40
Deshawn Thomas	0-1	0-0	0-0	0-0-0	0	0	0	0	0	0	3
Aaron Craft	1-7	0-2	5-7	1-2-3	3	7	4	2	0	4	35
Team				3-0-3							
Totals	21-49	6-17	23-29	8-14-22	12	71	10	7	1	9	200

Total FG% 1st: 12-27 (44.4%) 2nd: 9-12 (40.9%) Game: 42.9%
3-PT FG% 1st: 3-9 (33.3%) 2nd: 3-8 (37.5%) Game: 35.3%
F Throw% 1st: 8-11 (72.7%) 2nd: 15-18 (83.3%) Game: 79.3%

Officials: Jim Burr, Terry Wymer, Pat Driscoll
Attendance: 18,809
Halftime Score: OSU, 35-34

Record: MSU 14-11, 6-7; OSU 25-1, 12-1

#26

Feb. 19, 2011 • East Lansing, Mich.
Breslin Center

Key Stat: 2nd-Half FG Percentage
MSU - 54.2% (13-24), ILL - 40.0% (22-59)

Quotable: "I've never been prouder of two guys than I am of those two guys (Green and Roe). And Kalin Lucas, I told him he had to be an iron man."
- MSU coach Tom Izzo

Key Moment: Kalin Lucas had scored 11 straight Spartan points, but the game was tied at 51. Draymond Green then hit two free throws to give MSU a 53-51 lead. Delvon Roe then blocked a shot on the defensive end and followed with a layup on the other end on an assist from Green, giving MSU a 55-51 lead, as the Spartans pushed their lead out to 60-51 with a 9-0 run.

Notes: Michigan State recorded its fourth win against an RPI Top 50 opponent ... After allowing Illinois to shoot .532 in the first meeting, including .471 from 3-point range, MSU's defense held the Illini to .373 shooting, including .263 from behind the arc ... Neither team led by more than four points in the second half until MSU went on a 9-0 run in the games final three minutes ... Kalin Lucas scored 17 of his game-high 25 points in the second half, including 11 straight Spartan points from 12:59 to 3:57 ... Illinois held an 11-3 edge in second-chance points at halftime, but neither team had a second-half second-chance point ... After shooting 30.8 percent in the first half, MSU shot 54.2 percent in the second half ... For the first time all season, Delvon Roe led the team with four assists ... Mike Kebler made his first career start.

Michigan State	FG	3FG	FT	O-D-R	PF	PTS	A	T	B	S	MIN
Delvon Roe, f	4-5	0-0	0-1	3-4-7	2	8	4	1	1	0	22
Garrick Sherman, c	1-2	0-0	0-0	2-4-6	2	2	1	1	0	0	15
Kalin Lucas, g	9-19	1-6	6-8	1-2-3	1	25	2	1	0	0	39
Keith Appling, g	3-9	1-4	2-2	0-5-5	0	9	2	1	2	0	29
Mike Kebler, g	1-2	0-0	0-0	0-1-1	0	2	2	0	0	0	21
Adreian Payne	1-1	0-0	0-0	0-2-2	0	2	0	0	1	0	9
Austin Thornton	0-0	0-0	0-0	0-0-0	1	0	0	0	0	0	5
Durrell Summers	1-7	1-4	5-6	2-2-4	1	8	0	2	0	0	24
Draymond Green	1-3	0-1	3-4	1-5-6	3	5	1	3	1	2	27
Derrick Nix	0-2	0-0	0-2	2-1-3	2	0	0	2	1	1	9
Team				1-0-1							
Totals	21-50	3-15	16-23	12-26-38	12	61	12	11	6	3	200

Total FG% 1st: 8-26 (30.8%) 2nd: 13-24 (54.2%) Game: 42.0%
3-PT FG% 1st: 1-9 (11.1%) 2nd: 2-6 (33.3%) Game: 20.0%
F Throw% 1st: 8-12 (66.7%) 2nd: 8-11 (72.7%) Game: 69.6%

Illinois	FG	3FG	FT	O-D-R	PF	PTS	A	T	B	S	MIN
D.J. Richardson, g	0-3	0-3	0-0	0-3-3	4	0	1	0	0	0	20
Jerome Richardson, f	3-9	0-1	1-3	3-1-4	0	7	4	1	0	1	29
Mike Davis, f	6-10	0-0	2-2	1-4-5	3	14	0	3	1	3	35
Demetri McCamey, g	5-12	3-6	2-2	1-3-4	1	15	5	2	2	1	39
Mike Tisdale, c	4-9	0-1	1-1	3-0-3	3	9	1	1	2	1	28
Brandon Paul	4-13	2-7	2-2	0-3-3	3	12	1	0	0	3	24
Meyers Leonard	0-1	0-0	0-0	0-1-1	2	0	0	1	1	0	8
Bill Cole	0-2	0-1	0-0	1-1-2	2	0	1	1	0	0	15
Tyler Griffey	0-0	0-0	0-0	0-0-0	1	0	0	0	0	0	2
Team				2-3-5							
Totals	22-59	5-19	8-10	11-19-30	19	57	13	10	6	9	200

Total FG% 1st: 10-29 (34.5%) 2nd: 12-30 (40.0%) Game: 37.3%
3-PT FG% 1st: 2-9 (22.2%) 2nd: 3-10 (30.0%) Game: 26.3%
F Throw% 1st: 4-6 (66.7%) 2nd: 4-4 (100.0%) Game: 80.0%

Officials: Mike Kitts, Mike Sanzere, Ted Valentine
Attendance: 14,797
Halftime Score: ILL, 26-25

Record: MSU 15-11, 7-7; ILL 17-10, 7-7

#27

Feb. 22, 2011 • Minneapolis, Minn.
Williams Arena

Key Stat: MSU FT by half
1st - 0.0% (0-0), 2nd - 73.3% (11-15)

Quotable: "I loved it. I like the pressure, especially with all the fans rooting against you. I knocked them down and showed the world I've got ice in my veins"
- MSU freshman Keith Appling, on going 4-of-4 at the foul line in the final 1:22.

Key Moment: After trailing by eight points, MSU entered the final media timeout trailing 47-40 with 3:37 remaining. Kalin Lucas hit one of two free throws and MSU immediately got a steal and basket. Draymond Green then rebounded a Trevor Mbakwe miss and pushed the ball up the court in transition, finding Durrell Summers for a 3-pointer, cutting the deficit to 47-46 with 2:46 remaining.

Notes: For the second straight game, MSU won when Kalin Lucas (18 points) was the only Spartan to score in double figures ... With his 18 points, Lucas moved past Sam Vincent into sixth place in MSU career scoring ... MSU's .367 field-goal percentage was its lowest in a win since shooting .362 on Jan. 13, 2010 in East Lansing vs. Minnesota ... MSU's 11 steals were a season high for the Spartans in league play. Eight of the steals came in the second half, resulting in 12 points off turnovers after halftime ... Adreian Payne blocked a season-high three shots ... MSU followed a 16-2 run by Minnesota with a 14-1 run to close the game over the last 4:15 ... Minnesota out-rebounded MSU, 34-33, but the Spartans held a 9-1 rebounding edge in the game's final 3:37 ... The Spartans did not attempt a free throw in the first half, but made 11-of-15 in the second half, including 7-of-8 in the game's final 1:22, as Appling and Kebler were a combined 6-of-6 on three 1-and-1 opportunities.

Michigan State	FG	3FG	FT	O-D-R	PF	PTS	A	T	B	S	MIN
Draymond Green, f	2-7	2-5	1-2	1-9-10	3	7	3	2	0	4	35
Garrick Sherman, c	1-1	0-0	2-2	0-2-2	0	4	0	0	0	0	12
Kalin Lucas, g	7-16	3-8	1-2	0-1-1	1	18	1	1	0	4	39
Keith Appling, g	1-4	0-3	4-4	1-3-4	2	6	2	4	1	2	20
Mike Kebler, g	1-3	0-1	2-2	0-3-3	2	4	2	1	0	0	25
Adreian Payne	2-2	0-0	0-1	1-1-2	3	4	0	0	3	0	12
Delvon Roe	0-2	0-0	1-2	1-1-2	2	1	3	0	0	0	22
Austin Thornton	1-2	0-1	0-0	1-2-3	1	2	1	1	0	0	11
Durrell Summers	3-11	1-6	0-0	0-1-1	4	7	1	1	1	1	20
Derrick Nix	0-1	0-0	0-0	0-0-0	1	0	0	2	0	0	4
Team				2-3-5							
Totals	18-49	6-24	11-15	7-26-33	19	53	13	12	5	11	200

Total FG% 1st: 8-24 (33.3%) 2nd: 10-25 (40.0%) Game: 36.7%
3-PT FG% 1st: 3-13 (23.1%) 2nd: 3-11 (27.3%) Game: 25.0%
F Throw% 1st: 0-0 (0.0%) 2nd: 11-15 (73.3%) Game: 73.3%

Minnesota	FG	3FG	FT	O-D-R	PF	PTS	A	T	B	S	MIN
Trevor Mbakwe, f	4-12	0-0	5-8	1-9-10	3	13	1	3	1	1	36
Rodney Williams, f	1-3	0-1	0-0	0-2-2	1	2	0	1	1	0	11
Ralph Sampson III, f	5-9	0-0	0-0	3-4-7	2	10	3	2	3	0	33
Colton Iverson, c	0-2	0-0	0-0	2-1-3	3	0	2	3	0	2	21
Blake Hoffarber, g	1-8	1-3	2-2	0-4-4	3	5	6	1	0	2	35
Dominique Dawson	0-0	0-0	0-0	0-0-0	1	0	0	0	0	0	3
Maverick Ahmadi	0-1	0-0	0-0	0-2-2	0	0	0	2	0	0	14
Austin Hollins	3-7	0-1	0-1	0-2-2	2	6	1	1	0	2	26
Gerald Armelin	4-6	2-3	2-4	1-1-2	0	12	0	2	0	2	21
Team				1-1-2							
Totals	18-48	3-8	9-15	8-26-34	15	48	13	15	5	9	200

Total FG% 1st: 8-24 (33.3%) 2nd: 10-24 (41.7%) Game: 37.5%
3-PT FG% 1st: 1-2 (50.0%) 2nd: 2-6 (33.3%) Game: 37.5%
F Throw% 1st: 4-9 (44.4%) 2nd: 5-6 (83.3%) Game: 60.0%

Officials: Ed Hightower, Tom O'Neill, Brian Dorsey
Attendance: 14,625
Halftime Score: MINN, 21-19

Record: MSU 16-11, 8-7; MINN 17-10, 6-9



2010-11 SPARTAN BASKETBALL



#8/8 PURDUE 67
MICHIGAN STATE 47



MICHIGAN STATE 85
IOWA 66



MICHIGAN 70
MICHIGAN STATE 63

#28

Feb. 27, 2011 • East Lansing, Mich.
Breslin Center

Key Stat: 3-Point Field-Goal Percentage
MSU - 9.1% (1-11); PUR - 36.8% (7-19)

Quotable: "Our biggest problem was our inability to put the ball in the hole. Holding them to 43 percent isn't great but it isn't awful considering the layups they made at the end. But you can't shoot 33 percent, make one 3-pointer and think you are going to win a game like that."
- MSU coach Tom Izzo

Key Moment: Michigan State trailed 21-16 with 8:08 left in the first half. Kalin Lucas then missed a layup. In Purdue's next possession, E'Twaun Moore hit a 3-pointer after two offensive rebounds. MSU then missed its next four shots, including two missed layups, and Purdue hit two more shots, including a JaJuan Johnson 3-pointer to push the Boilermaker lead out to 13 at 29-16 with 4:44 remaining. MSU never got closer than seven points after that.

Notes: For the third consecutive game, Kalin Lucas was the only Spartan to score in double figures, leading MSU with 23 points ... Although he did not score, Keith Appling grabbed a season-high seven rebounds ... Michigan State made a season-low one 3-pointer ... The Spartans converted on 8-of-11 free throws in the first half, but could not get to the foul line in the second half ... Six different Spartans blocked one shot, including Delvon Roe, who tied Matt Steigenga for second on the MSU career blocked shots list (97).

Michigan State	FG	3FG	FT	O-D-R	PF	PTS	A	T	B	S	MIN
Draymond Green, f	3-12	0-1	1-4	3-5-8	3	7	4	2	1	2	31
Garrick Sherman, c	0-1	0-0	0-0	1-0-1	0	0	0	1	1	0	8
Kalin Lucas, g	8-20	0-4	7-7	2-1-3	1	23	1	4	0	0	36
Keith Appling, g	0-3	0-2	0-0	0-7-7	3	0	2	1	0	0	20
Mike Kebler, g	3-4	0-0	0-0	1-2-3	2	6	1	1	1	0	27
Adreian Payne	1-3	0-0	0-0	0-4-4	0	2	0	0	1	0	17
Delvon Roe	2-6	0-0	0-0	0-3-3	4	4	2	2	1	3	23
Austin Thornton	0-3	0-2	0-0	1-0-1	1	0	0	1	0	0	8
Durrell Summers	1-4	1-2	0-0	0-2-2	1	3	1	0	1	0	28
Derrick Nix	1-1	0-0	0-0	0-0-0	0	2	0	0	0	0	2
Team				2-2-4							
Totals	19-57	1-11	8-11	10-26-36	14	47	11	12	6	5	200

Total FG% 1st: 8-27 (29.6%) 2nd: 11-30 (36.7%) Game: 33.3%
3-PT FG% 1st: 0-7 (0.0%) 2nd: 1-4 (25.0%) Game: 9.1%
F Throw% 1st: 8-11 (72.7%) 2nd: 0-0 (0.0%) Game: 72.7%

Purdue	FG	3FG	FT	O-D-R	PF	PTS	A	T	B	S	MIN
D.J. Byrd, f	0-3	0-3	0-0	0-0-0	3	0	1	1	0	0	13
JaJuan Johnson, c	8-13	2-2	2-2	3-14-17	1	20	0	1	7	0	37
Lewis Jackson, g	6-13	1-5	3-4	2-3-5	0	16	7	2	0	1	34
Ryne Smith, g	1-2	1-2	0-0	0-2-2	3	3	0	1	0	3	22
E'Twaun Moore, g	7-16	1-3	2-3	0-1-1	2	17	3	1	0	1	35
Terone Johnson	1-4	1-3	0-0	0-2-2	1	3	1	1	0	0	19
Kelsey Barlow	1-2	1-1	3-4	0-2-2	3	6	1	2	0	1	17
John Hart	0-0	0-0	0-0	0-0-0	0	0	0	0	0	1	1
Patrick Bade	0-0	0-0	0-0	0-0-0	0	0	0	0	0	0	1
Travis Carroll	1-4	0-0	0-2	3-1-4	2	2	1	0	0	0	21
Team				0-5-5							
Totals	25-57	7-19	10-15	8-30-38	15	67	14	10	7	7	200

Total FG% 1st: 12-28 (42.9%) 2nd: 13-29 (44.8%) Game: 43.9%
3-PT FG% 1st: 4-10 (40.0%) 2nd: 3-9 (33.3%) Game: 36.8%
F Throw% 1st: 5-6 (83.3%) 2nd: 5-9 (55.6%) Game: 66.7%

Officials: John Higgins, Mike Kitts, Mike Eades
Attendance: 14,797
Halftime Score: PUR, 33-24

Record: MSU 16-12, 8-8; PUR 24-5, 13-3

#29

March 2, 2011 • East Lansing, Mich.
Breslin Center

Key Stat: 3-Point Field-Goal Percentage
MSU - 50.0% (7-14); Iowa - 0.0% (0-12)

Quotable: "We're gonna have some (more) moments. This season is not over."
- MSU senior Durrell Summers

Key Moment: MSU trailed 12-7 early in the first half before going on a 12-2 run to take a 19-14 lead. The Spartans never trailed after that. MSU's bench scored 10 of the 12 points during the run, including two 3-pointers by Keith Appling.

Notes: Kalin Lucas, Mike Kebler, and Durrell Summers were honored in a post-game Senior Ceremony. The trio posted a three-year home record of 56-7 ... With six made free throws, Kalin Lucas became the Michigan State career leader with 481, passing Paul Davis (477) ... Michigan State's bench out-scored Iowa, 42-12. The 42 bench points were a season high, led by Keith Appling's 18 points ... Michigan State's 85 points were a season-high in Big Ten play, and the most by the Spartans in a Big Ten game since the 2010 opener vs. Northwestern (91) ... MSU hit 7-of-14 3-pointers, while holding Iowa without a three in 12 attempts. The Hawkeyes had made a 3-pointer in 240 straight games ... Michigan State recorded its 16th straight win over Iowa at Breslin Center ... Kalin Lucas' six assists were the most he's had in a game since Jan. 22 vs. Purdue ... After 11 straight games scoring in single digits, Keith Appling broke out with an 18-point effort ... Tom Izzo moved past Jud Heathcote into sixth place in Big Ten history with 183 league wins.

Michigan State	FG	3FG	FT	O-D-R	PF	PTS	A	T	B	S	MIN
Draymond Green, f	4-5	1-1	3-4	0-8-8	4	12	5	1	0	1	16
Garrick Sherman, c	3-4	0-0	1-4	1-0-1	2	7	0	1	1	1	16
Kalin Lucas, g	5-12	1-4	6-6	1-0-1	0	17	6	4	0	1	38
Durrell Summers, g	3-8	0-2	1-2	0-3-3	2	7	2	1	0	0	25
Mike Kebler, g	0-1	0-0	0-0	0-2-2	3	0	0	1	0	1	15
Matt Heneveld	0-0	0-0	0-0	0-0-0	0	0	0	0	0	0	1
Adreian Payne	3-8	0-0	2-3	1-5-6	4	8	1	0	1	0	16
Delvon Roe	0-2	0-0	0-1	0-2-2	4	0	4	0	1	0	24
Keith Appling	7-8	4-5	0-2	1-5-6	3	18	1	1	0	0	26
Austin Thornton	3-5	1-2	0-0	1-1-2	1	7	1	2	0	0	14
Dan Chapman	0-0	0-0	0-0	0-0-0	0	0	0	1	0	0	0+
Derrick Nix	2-2	0-0	5-5	2-0-2	0	9	0	0	0	1	9
Nick Giard	0-0	0-0	0-0	0-0-0	0	0	0	0	0	0	0+
Anthony Ianni	0-0	0-0	0-0	0-0-0	0	0	0	0	0	0	0+
Team				2-2-4							
Totals	30-55	7-14	18-27	9-28-37	23	85	20	13	3	5	200

Total FG% 1st: 15-27 (55.6%) 2nd: 15-28 (53.6%) Game: 54.5%
3-PT FG% 1st: 4-9 (44.4%) 2nd: 3-5 (60.0%) Game: 50.0%
F Throw% 1st: 2-5 (40.0%) 2nd: 16-22 (72.7%) Game: 66.7%

Iowa	FG	3FG	FT	O-D-R	PF	PTS	A	T	B	S	MIN
Melsahn Basabe, f	6-9	0-0	1-5	3-1-4	5	13	0	2	1	0	25
Jarryd Cole, f	4-7	0-0	2-5	1-5-6	4	10	0	2	0	5	29
Roy Devyn Marble, g	2-9	0-3	3-6	2-2-4	3	7	2	1	0	0	31
Matt Gatens, g	4-11	0-5	5-6	0-2-2	2	13	1	0	0	0	36
Bryce Cartwright, g	5-11	0-0	1-2	1-3-4	1	11	6	3	0	0	28
Jordan Stoenier	0-0	0-0	0-0	0-0-0	0	0	1	0	0	0	2
Zach McCabe	1-6	0-2	4-5	1-5-6	1	6	0	0	0	2	17
Andrew Brommer	0-0	0-0	2-2	1-1-2	5	2	0	1	2	0	13
Eric May	1-3	0-2	2-2	0-1-1	2	4	2	2	0	0	19
Team				2-1-3							
Totals	23-56	0-12	20-33	11-21-32	23	66	12	11	3	7	200

Total FG% 1st: 13-28 (46.4%) 2nd: 10-28 (35.7%) Game: 41.1%
3-PT FG% 1st: 0-6 (0.0%) 2nd: 0-6 (0.0%) Game: 0.0%
F Throw% 1st: 6-8 (75.0%) 2nd: 14-25 (56.0%) Game: 60.6%

Officials: Pat Driscoll, Paul Janssen, Mike Sanzere
Attendance: 14,797
Halftime Score: MSU, 36-32

Record: MSU 17-12, 9-8; IOWA 10-19, 3-14

#30

March 5, 2011 • Ann Arbor, Mich.
Crisler Arena

Key Stat: Field-Goal Percentage
MSU - 32.8%; UM - 42.0%

Quotable: "It feels like you're playing catch-up the whole game, we did play catch-up the whole game, and we just didn't catch them."
- MSU coach Tom Izzo, on trailing early 15-3

Key Moment: Michigan's 13-point second-half lead had been cut to two points at 56-54 with 5:48 left. MSU scored only two points over the next four minutes as the Wolverines pushed the lead back out to 63-56.

Notes: Kalin Lucas scored a game-high 25 points to pass Jay Vincent (1,914 points) for fifth place in MSU career scoring ... Lucas scored 23 of his 25 points in the second half ... The Spartans held a +16 margin on the glass ... Durrell Summers grabbed a career-high 13 rebounds, recording his second double-double of the season vs. Michigan ... After allowing the Wolverines to shoot 47.6 percent from 3-point range in the first meeting of the season, the Spartans held Michigan to 26.3 percent shooting from behind the arc ... Coming off the bench for the second straight game, Keith Appling scored all 10 of his points in the first half.

Michigan State	FG	3FG	FT	O-D-R	PF	PTS	A	T	B	S	MIN
Draymond Green, f	3-14	0-3	1-3	4-2-6	5	7	2	1	1	0	32
Garrick Sherman, c	1-1	0-0	0-0	3-4-7	0	2	1	1	1	0	12
Kalin Lucas, g	7-19	3-6	8-8	0-3-3	4	25	2	4	0	1	38
Durrell Summers, g	4-15	3-7	2-2	4-9-13	0	13	0	0	1	0	33
Mike Kebler, g	0-0	0-0	0-0	0-3-3	2	0	0	0	0	0	9
Adreian Payne	0-0	0-0	0-0	0-1-1	0	0	0	1	0	0	2
Delvon Roe	2-2	0-0	2-5	3-2-5	5	6	3	0	1	0	21
Keith Appling	3-7	2-5	2-2	0-2-2	3	10	3	2	0	2	32
Austin Thornton	0-2	0-1	0-0	1-2-3	3	0	0	1	0	0	12
Derrick Nix	0-1	0-0	0-0	0-1-1	0	0	0	0	0	0	9
Team				1-1-2							
Totals	20-61	8-22	15-20	16-30-46	22	63	11	10	4	3	200

Total FG% 1st: 8-26 (30.8%) 2nd: 12-35 (34.3%) Game: 32.8%
3-PT FG% 1st: 4-12 (33.3%) 2nd: 4-10 (40.0%) Game: 36.4%
F Throw% 1st: 5-7 (71.4%) 2nd: 10-13 (76.9%) Game: 75.0%

Michigan	FG	3FG	FT	O-D-R	PF	PTS	A	T	B	S	MIN
Jordan Mogan, f	5-6	0-0	0-2	1-5-6	4	10	0	0	0	0	19
Zack Novak, g	1-6	1-4	5-7	0-3-3	2	8	2	0	1	0	36
Stu Douglass, g	0-4	0-3	0-0	0-3-3	4	0	0	1	1	1	32
Darius Morris, g	3-11	0-2	7-8	1-4-5	1	13	6	2	0	0	35
Tim Hardaway Jr., g	6-13	2-6	6-8	0-2-2	4	20	3	2	0	0	33
Matt Vogrich	1-3	1-2	0-1	1-4-5	0	3	1	1	0	0	20
Blake McLimans	1-1	0-0	0-0	0-0-0	0	2	0	0	0	0	2
Evan Smotrycz	4-6	1-2	5-5	0-0-0	1	14	1	0	1	3	21
Colton Christian	0-0	0-0	0-0	1-0-1	2	0	0	0	0	0	02
Team				0-5-5							
Totals	21-50	5-19	23-31	4-26-30	18	70	13	65	3	4	200

Total FG% 1st: 11-26 (42.3%) 2nd: 10-24 (41.7%) Game: 42.0%
3-PT FG% 1st: 2-11 (18.2%) 2nd: 3-8 (37.5%) Game: 26.3%
F Throw% 1st: 9-9 (100.0%) 2nd: 14-22 (63.6%) Game: 74.2%

Officials: John Yorkovich, Ted Valentine, Terry Wymer
Attendance: 13,751
Halftime Score: UM 33-25

Record: MSU 17-13, 9-9; UM 19-12, 9-9



2010-11 SPARTAN BASKETBALL



MICHIGAN STATE 66
IOWA 61



MICHIGAN STATE 74
#9/9 PURDUE 56



PENN STATE 61
MICHIGAN STATE 48

#31

March 10, 2011 • Indianapolis, Ind.
Conseco Fieldhouse

Key Stat: MSU FG% By Half
1st Half - 25.8%, 2nd Half - 61.5%

Quotable: "I was so wide-open, guys (were) yelling from the bench, 'Shoot it!'"

- MSU guard Durrell Summers on the 3-pointer that gave MSU a 62-58 lead and proved to be the game winner

Key Moment: A 7-0 Iowa run found MSU trailing 52-45 and its NCAA Tournament hopes in danger. The Spartans responded with a 14-2 run over the next five-plus minutes to retake a 59-54 advantage with 6:16 remaining.

Notes: Michigan State improved to 3-0 in the First Round of the Big Ten Tournament ... Draymond Green recorded his second straight double-double in the Big Ten Tournament, scoring a game-high 21 points and equaling his season high with 14 rebounds ... Green's 14 rebounds were a Michigan State Big Ten Tournament record, surpassing Antonio Smith's 13-board effort against Illinois in the 1999 tournament ... Durrell Summers scored all nine of his points in the game's final 10:15, including MSU's last seven points, connecting on a 3-pointer with 4:18 left and four straight free throws on two one-and-ones in the final 15 seconds. Summers also recorded a key steal and defensive rebound in the final 25 seconds ... Draymond Green's 10 made field goals established a MSU Big Ten Tournament record and were an individual career best.

Michigan State	FG	3FG	FT	O-D-R	PF	PTS	A	T	B	S	MIN
Draymond Green, f	10-23	1-4	0-0	6-8-14	2	21	4	4	2	2	33
Adreian Payne, c	2-4	0-0	2-3	1-3	0	6	0	0	1	0	8
Kalin Lucas, g	3-11	0-4	5-6	2-1-3	1	11	4	1	0	0	35
Durrell Summers, g	2-6	1-3	4-4	0-3-3	3	9	0	4	0	2	29
Mike Kebler, g	0-0	0-0	0-0	0-0-0	0	0	1	0	0	2	18
Delvon Roe	0-3	0-0	5-8	3-2-5	2	5	3	0	0	1	23
Keith Appling	3-5	2-3	2-2	0-3-3	2	10	0	3	0	1	25
Austin Thornton	0-0	0-0	0-0	1-2-3	3	0	0	0	0	0	15
Derrick Nix	1-1	0-0	0-0	0-1-1	1	2	0	1	1	0	5
Garrick Sherman	1-1	0-0	0-0	1-1-2	0	2	0	2	1	1	9
Team				1-1-2							
Totals	22-54	4-14	18-23	16-23-39	14	66	12	15	5	9	200

Total FG% 1st: 12-28 (42.9%) 2nd: 10-26 (38.5%) Game: 40.7%
3-PT FG% 1st: 2-8 (25.0%) 2nd: 2-6 (33.3%) Game: 28.6%
F Throw% 1st: 7-11 (63.6%) 2nd: 11-12 (91.7%) Game: 78.3%

Iowa	FG	3FG	FT	O-D-R	PF	PTS	A	T	B	S	MIN
Melsahn Basabe, f	3-5	0-0	2-2	0-2-2	3	6	0	3	0	0	14
Roy Devyn Marble, f	2-4	0-0	2-2	0-0-0	1	6	1	2	0	2	27
Jarrod Cole, f	2-6	0-0	4-7	2-4-6	3	8	1	3	1	1	36
Matt Gatens, g	5-10	1-3	2-2	0-2-2	3	13	1	0	0	1	35
Bryce Cartwright, g	5-15	1-2	3-3	3-4-7	1	14	6	3	0	0	33
Jordan Stoeimer	0-0	0-0	0-0	0-0-0	1	0	0	0	0	0	2
Zach McCabe	2-5	1-2	0-0	3-1-4	2	5	0	0	0	0	13
Andrew Brommer	1-3	0-0	1-2	1-2	1	2	0	1	0	0	10
Eric May	2-4	1-2	2-3	1-2-3	1	7	2	1	0	3	21
Devon Archie	0-4	0-0	0-0	3-0-3	0	0	0	0	0	1	9
Team				0-2-2							
Totals	22-56	4-9	13-17	13-18-31	16	61	11	13	1	8	200

Total FG% 1st: 13-32 (40.6%) 2nd: 9-24 (37.5%) Game: 39.3%
3-PT FG% 1st: 3-4 (75.0%) 2nd: 1-5 (20.0%) Game: 44.4%
F Throw% 1st: 2-5 (40.0%) 2nd: 11-12 (91.7%) Game: 76.5%

Officials: Mike Kitts, Ted Valentine, D.J. Carstensen
Attendance: 16,264
Halftime Score: MSU, 33-31

Record: MSU 18-13, 9-9; IOWA 11-20, 4-14

#32

March 11, 2011 • Indianapolis, Ind.
Conseco Fieldhouse

Key Stat: Rebounds
MSU - 41, PUR - 28

Quotable: "I'm just as proud of this team today - only today - as I've been in a long time. In fact, years."

- MSU coach Tom Izzo

Key Moment: Purdue had cut a 20-point deficit to nine points with 6:27 remaining. MSU missed a pair of shots, but Delvon Roe grabbed two offensive rebounds and then made two free throws. In the next two-plus minutes, Roe also blocked two shots and grabbed two defensive boards as MSU pushed its lead back up to 17 points.

Notes: Michigan State's 18-point margin of victory was its largest ever in a Big Ten Tournament game. The previous high of 17 came in the 1999 championship game vs. Illinois ... Kalin Lucas scored a career-high and MSU Big Ten Tournament record 30 points ... Lucas tied career highs with four 3-pointers and 10 free throws made. The 10 free throws were also a Spartan tournament record ... MSU improved to 3-0 all-time vs. Purdue in the Big Ten Tournament ... With 11 free throw attempts, Kalin Lucas moved past Paul Davis to become the MSU career leader in free throws attempted (631) ... MSU recorded eight blocks, compared to just one for Purdue. In Purdue's 20-point win on Feb. 27, JaJuan Johnson blocked seven ... Delvon Roe's four blocks were a MSU Big Ten Tournament record ... MSU's 25 made free throws equaled the team Big Ten Tournament record ... MSU out-rebounded Purdue by a 41-28 margin, allowing just four offensive rebounds and four second-chance points ... Mike Kebler equaled his career high with eight points.

Michigan State	FG	3FG	FT	O-D-R	PF	PTS	A	T	B	S	MIN
Draymond Green, f	2-9	1-4	3-4	1-12-13	2	8	4	2	3	1	34
Adreian Payne, c	0-2	0-0	0-0	1-1-2	1	0	0	0	0	0	10
Kalin Lucas, g	8-15	4-6	10-11	0-1-1	2	30	3	2	0	0	35
Durrell Summers, g	2-4	0-1	2-2	0-8-8	3	6	0	2	0	0	29
Mike Kebler, g	3-5	0-0	2-2	1-1-2	1	8	0	0	1	1	25
Delvon Roe	2-8	0-0	3-4	3-5-8	3	7	2	0	4	0	24
Keith Appling	3-4	2-2	2-2	2-3-5	4	10	2	1	0	0	26
Austin Thornton	1-1	0-0	0-0	0-0-0	1	2	1	0	0	0	5
Derrick Nix	0-0	0-0	3-6	0-0-0	2	3	1	1	0	0	7
Garrick Sherman	0-1	0-0	0-0	0-0-0	0	0	0	0	0	0	4
Anthony Ianni	0-0	0-0	0-0	0-0-0	0	0	0	0	0	0	1
Team				0-2-2							
Totals	21-49	7-13	25-31	8-33-41	19	74	13	9	8	2	200

Total FG% 1st: 14-29 (48.3%) 2nd: 7-20 (35.0%) Game: 42.9%
3-PT FG% 1st: 7-9 (77.8%) 2nd: 0-4 (0.0%) Game: 53.8%
F Throw% 1st: 2-4 (50.0%) 2nd: 23-27 (85.2%) Game: 80.6%

Purdue	FG	3FG	FT	O-D-R	PF	PTS	A	T	B	S	MIN
D.J. Byrd, f	1-2	1-2	0-0	0-0-0	3	3	1	2	0	0	17
JaJuan Johnson, c	9-19	0-3	3-4	1-8-9	1	21	0	0	1	1	38
Lewis Jackson, g	1-4	0-1	0-1	0-2-2	4	2	3	0	0	0	24
Ryne Smith, g	2-5	1-4	1-1	0-5-5	0	6	1	0	1	0	30
E'Twaun Moore, g	5-11	1-2	6-9	0-3-3	2	17	4	1	0	1	38
Terone Johnson	1-6	0-2	3-4	0-4-4	4	5	1	0	0	0	23
Kelsey Barlow	0-3	0-2	1-4	0-1-1	3	1	1	1	0	1	21
Travis Carroll	0-1	0-0	0-0	1-0-1	2	0	0	0	0	0	7
Sandi Marcus	0-0	0-0	1-2	0-0-0	1	1	0	0	0	0	2
Team				2-1-3							
Totals	19-51	3-16	15-25	4-24-28	21	56	11	4	1	4	200

Total FG% 1st: 9-26 (34.6%) 2nd: 10-25 (40.0%) Game: 37.3%
3-PT FG% 1st: 1-10 (10.0%) 2nd: 2-6 (33.3%) Game: 18.8%
F Throw% 1st: 4-7 (57.1%) 2nd: 11-18 (61.1%) Game: 60.0%

Officials: Ted Valentine, Gene Steratore, Earl Walton
Attendance: 18,381
Halftime Score: MSU, 37-23

Record: MSU 19-13, 9-9; PUR 25-7, 14-4

#33

March 12, 2011 • Indianapolis, Ind.
Conseco Fieldhouse

Key Stat: MSU FG% By Half
1st Half - 50.0%, 2nd Half - 21.2%

Quotable: "To be honest with you, I thought they played pretty well. Not to sit here and boast myself, but I think I hit some tough shots with guys guarding me. But once you get in that zone, you really don't see anyone, or at least that's how I feel."

- PSU guard Tabor Battle

Key Moment: Penn State held a 30-29 lead early in the first half. That's when Tabor Battle took over, hitting four straight 3-pointers and 14 straight Nittany Lion points as he single-handedly went on a 14-6 run, pushing PSU's lead out to 44-35.

Notes: Michigan State shot 50.0 percent in the first half, but just 21.2 percent in the second half. The 21.2 percent was MSU's worst shooting half of the season ... After hitting 4-of-6 3-pointers in the first half, MSU connected on just 4-of-17 in the second half ... Kalin Lucas tied his career high with four 3-pointers ... Seven different Spartans scored in the first half, but just four scored in the second half, as Kalin Lucas was the only one with more than one second-half field goal ... Kalin Lucas scored 13 of his 16 points in the second half, while Penn State's Tabor Battle scored 17 of his 25 points after halftime.

Michigan State	FG	3FG	FT	O-D-R	PF	PTS	A	T	B	S	MIN
Draymond Green, f	3-10	1-4	3-4	3-4-7	4	10	4	1	1	1	30
Adreian Payne, c	0-1	0-0	0-0	0-0-0	0	0	0	0	1	0	7
Kalin Lucas, g	5-12	4-7	2-4	0-4-4	3	16	2	5	0	1	35
Durrell Summers, g	4-12	2-7	1-4	0-4-3	3	11	1	0	0	0	31
Mike Kebler, g	2-3	0-0	0-0	0-3-3	0	4	1	0	1	0	23
Delvon Roe	0-3	0-0	0-0	1-2-3	4	0	1	2	1	0	25
Keith Appling	1-7	1-4	0-0	2-2-4	3	3	3	1	0	1	25
Austin Thornton	1-2	0-1	0-0	0-0-0	0	2	0	0	0	0	8
Derrick Nix	1-2	0-0	0-0	2-1-3	0	2	0	0	0	0	11
Garrick Sherman	0-1	0-0	0-0	0-0-0	1	0	0	0	0	0	5
Team				2-2-4							
Totals	17-53	8-23	6-12	10-22-32	18	48	12	9	4	3	200

Total FG% 1st: 10-20 (50.0%) 2nd: 7-33 (21.2%) Game: 32.1%
3-PT FG% 1st: 4-6 (66.7%) 2nd: 4-17 (23.5%) Game: 34.8%
F Throw% 1st: 2-4 (50.0%) 2nd: 4-8 (50.0%) Game: 50.0%

Penn State	FG	3FG	FT	O-D-R	PF	PTS	A	T	B	S	MIN
David (DJ) Jackson, f	1-6	0-3	0-0	2-3-5	3	2	0	0	0	0	25
Andrew Jones, f	0-3	0-0	2-2	3-4-7	3	2	0	0	0	0	30
Jeff Brooks, f	3-10	2-4	0-0	1-5-6	2	8	2	1	2	3	39
Tabor Battle, g	7-16	6-11	5-8	0-7-7	0	25	3	2	1	1	40
Tim Frazier, g	9-13	1-3	3-6	2-6-8	2	22	6	2	1	1	39
Jermaine Marshall	1-2	0-1	0-0	0-3-3	1	2	0	0	0	0	16
Billy Oliver	0-0	0-0	0-0	0-0-0	1	0	0	1	0	0	10
Steve Kirkpatrick	0-0	0-0	0-0	0-0-0	0	0	0	0	0	0	1
Team				0-2-2							
Totals	21-50	9-22	10-16	8-30-38	12	61	11	7	6	5	200

Total FG% 1st: 11-26 (42.3%) 2nd: 10-24 (41.7%) Game: 42.0%
3-PT FG% 1st: 4-13 (30.8%) 2nd: 5-9 (55.6%) Game: 40.9%
F Throw% 1st: 0-0 (0.0%) 2nd: 10-16 (62.5%) Game: 62.5%

Officials: Mike Kitts, Terry Wymer, Mike Sanzere
Attendance: 18,377
Halftime Score: Tied, 26-26

Record: MSU 19-14, 9-9; PSU 19-13, 9-9

MSU NCAA TOURNAMENT INDIVIDUAL RECORDS

Points	No.	Date (Opponent)
1. Greg Kelser	34	March 18, 1979 (Notre Dame)
2. Steve Smith	32	March 23, 1990 (Georgia Tech)
Jay Vincent	32	March 15, 1985 (UAB)
Field Goals	No.	Date (Opponent)
1. Greg Kelser	15	March 18, 1979 (Notre Dame)
2. Steve Smith	13	March 23, 1990 (Georgia Tech)
Sam Vincent	13	March 15, 1985 (UAB)
Field-Goal Attempts	No.	Date (Opponent)
1. Drew Neitzel	27	March 17, 2007 (North Carolina)
2. Greg Kelser	25	March 18, 1979 (Notre Dame)
3. Shawn Respert	23	March 17, 1995 (Weber State)
Sam Vincent	23	March 15, 1985 (UAB)
FG Pct. (Min. 10 Att.)	No.	Date (Opponent)
1. Earvin Johnson	.900 (9-10)	March 24, 1979 (Penn)
Greg Kelser	.900 (9-10)	March 11, 1978 (Prov.)
3. Darryl Johnson	.846 (11-13)	March 13, 1986 (Wash.)
Free Throws	No.	Date (Opponent)
1. Earvin Johnson	14	March 16, 1979 (LSU)
2. Shawn Respert	13	March 18, 1994 (Seton Hall)
3. Earvin Johnson	11	March 24, 1979 (Penn)
Free-Throw Attempts	No.	Date (Opponent)
1. Earvin Johnson	15	March 16, 1979 (LSU)
2. Shawn Respert	14	March 18, 1994 (Seton Hall)
3. Four tied with 12 attempts		
FT Pct. (Min. 10 Att.)	No.	Date (Opponent)
1. Maurice Ager	1.000 (10-10)	April 2, 2005 (UNC)
2. Earvin Johnson	.933 (14-15)	March 16, 1979 (LSU)
3. Shawn Respert	.929 (13-14)	March 18, 1994 (Seton Hall)
3-Point Field Goals	No.	Date (Opponent)
1. Shawn Respert	7	March 17, 1995 (Weber State)
2. Durrell Summers	6	March 21, 2010 (Maryland)
Drew Neitzel	6	March 17, 2007 (North Carolina)
3-Point FG Attempts	No.	Date (Opponent)
1. Drew Neitzel	17	March 17, 2007 (North Carolina)
Shawn Respert	17	March 17, 1995 (Weber State)
3. Marcus Taylor	13	March 15, 2002 (N. Carolina St.)
Rebounds	No.	Date (Opponent)
1. Johnny Green	27	March 15, 1957 (Notre Dame)
2. Johnny Green	23	March 14, 1959 (Louisville)
3. Johnny Green	19	March 22, 1957 (North Carolina)
Assists	No.	Date (Opponent)
1. Earvin Johnson	14	March 16, 1978 (W. Kentucky)
2. Earvin Johnson	13	March 18, 1979 (Notre Dame)
3. Earvin Johnson	12	March 16, 1979 (LSU)
Steals	No.	Date (Opponent)
1. Korie Lucious	5	March 28, 2010 (Tennessee)
Raymar Morgan	5	April 4, 2009 (Connecticut)
Alan Anderson	5	March 25, 2005 (Duke)
Eric Snow	5	March 18, 1994 (Seton Hall)
Goran Suton	5	March 27, 2009 (Kansas)
Blocks	No.	Date (Opponent)
1. Greg Kelser	4	March 24, 1979 (Penn)
2. Delvon Roe	3	March 28, 2010 (Tennessee)
Raymar Morgan	3	March 21, 2010 (Maryland)
4. 21 occasions with 2 blocks		

MSU NCAA TOURNAMENT TEAM RECORDS

Points	No.	Date
1. vs. Penn	101	March 24, 1979
2. vs. Lamar	95	March 11, 1979
3. vs. Kentucky	94	March 27, 2005
Field Goals	No.	Date
1. vs. Lamar	42	March 11, 1979
2. vs. Penn	38	March 24, 1979
3. vs. Western Kentucky	37	March 16, 1978
Field-Goal Attempts	No.	Date
1. vs. Notre Dame	91	March 15, 1957
2. vs. Kentucky	87	March 16, 1957
3. vs. Louisville	84	March 14, 1959
Field-Goal Pct.	No.	Date
1. vs. Providence	.635 (33-52)	March 11, 1978
2. vs. Indiana State	.605 (26-43)	March 24, 1979
3. vs. Washington	.596 (31-52)	March 13, 1986
Free Throws	No.	Date
1. vs. Old Dominion	28	March 18, 2005
vs. Georgetown	28	March 13, 1986
3. vs. LSU	27	March 16, 1979
Free-Throw Attempts	No.	Date
1. vs. Old Dominion	36	March 18, 2005
vs. LSU	36	March 16, 1979
vs. North Carolina	36	March 22, 1957
Free-Throw Pct.	No.	Date
1. vs. North Carolina St.	.944 (17-18)	March 15, 2002
vs. Cincinnati	.944 (17-18)	March 22, 1992
3. vs. Kansas	.941 (16-17)	March 27, 2009
3-Point Field Goals	No.	Date
1. vs. Florida	11	April 3, 2000
vs. Syracuse	11	March 23, 2000
3. vs. Maryland	10	March 21, 2010
vs. George Mason	10	March 17, 2006
vs. Kentucky	10	March 27, 2005
3-Point FG Attempts	No.	Date
1. vs. George Mason	26	March 17, 2006
2. vs. North Carolina	25	March 19, 1998
3. vs. Kentucky	23	March 27, 2005
vs. North Carolina St.	23	March 15, 2002
vs. Syracuse	23	March 23, 2000
Rebounds	No.	Date
1. vs. North Carolina	68	March 22, 1957
2. vs. San Francisco	60	March 23, 1957
vs. Notre Dame	60	March 15, 1957
Assists	No.	Date
1. vs. Western Kentucky	25	March 16, 1978
2. vs. Indiana State	24	March 26, 1979
vs. Penn	24	March 24, 1979
Steals	No.	Date
1. vs. Duke	13	March 25, 2005
vs. Kansas	13	March 27, 2009
3. vs. Seton Hall	12	March 18, 1994
Blocks	No.	Date
1. vs. Tennessee	8	March 28, 2010
vs. Gonzaga	8	March 23, 2001
3. vs. Penn	6	March 24, 1979
vs. Providence	6	March 11, 1978

NCAA TOURNAMENT APPEARANCES: 24
NCAA TOURNAMENT RECORD: 52-23
FINAL FOUR APPEARANCES: 8
(1957, 1979, 1999, 2000, 2001, 2005, 2009, 2010)
NCAA CHAMPIONSHIPS: 2 (1979, 2000)

1957 Midwest Regional (2-2)

FINAL FOUR

3/15/57	Regional Semifinal (Lexington, Ky.)	Notre Dame	W	85-83
3/16/57	Regional Final (Lexington, Ky.)	Kentucky	W	80-68
3/22/57	National Semifinal (Kansas City, Mo.)	North Carolina	L	74-70 (3OT)
3/23/57	National Consolation (Kansas City, Mo.)	San Francisco	L	67-60

1959 Midwest Regional (1-1)

3/13/59	Regional Semifinal (Raleigh, N.C.)	Marquette	W	74-69
3/14/59	Regional Final (Raleigh, N.C.)	Louisville	L	88-81

1978 Midwest Regional (2-1)

3/11/78	First Round (Indianapolis, Ind.)	Providence	W	77-63
3/16/78	Regional Semifinal (Dayton, Ohio)	Western Kentucky	W	90-69
3/18/78	Regional Final (Dayton, Ohio)	Kentucky	L	52-49

1979 Midwest Regional - No. 2 Seed (5-0)

NCAA CHAMPIONS

3/11/79	Second Round (Murfreesboro, Tenn.)	Lamar (10)	W	95-64
3/16/79	Regional Semifinal (Indianapolis, Ind.)	Louisiana State (3)	W	87-71
3/18/79	Regional Final (Indianapolis, Ind.)	Notre Dame (1)	W	80-68
3/24/79	National Semifinal (Salt Lake City, Utah)	Pennsylvania (9)	W	101-67
3/26/79	National Final (Salt Lake City, Utah)	Indiana State (1)	W	75-64

1985 Midwest Regional - No. 10 Seed (0-1)

3/15/85	First Round (Houston, Texas)	Ala.-Birmingham (7)	L	70-68
---------	------------------------------	---------------------	---	-------

1986 Midwest Regional - No. 5 Seed (2-1)

3/13/86	First Round (Dayton, Ohio)	Washington (12)	W	72-70
3/15/86	Second Round (Dayton, Ohio)	Georgetown (4)	W	80-68
3/21/86	Regional Semifinal (Kansas City, Mo.)	Kansas (1)	L	96-86 (OT)

1990 Southeast Regional - No. 1 Seed (2-1)

3/15/90	First Round (Knoxville, Tenn.)	Murray State (16)	W	75-71 (OT)
3/17/90	Second Round (Knoxville, Tenn.)	UC Santa Barbara (9)	W	62-58
3/23/90	Regional Semifinal (New Orleans, La.)	Georgia Tech (4)	L	81-80 (OT)

1991 West Regional - No. 5 Seed (1-1)

3/15/91	First Round (Tucson, Ariz.)	UW-Green Bay (12)	W	60-58
3/17/91	Second Round (Tucson, Ariz.)	Utah (4)	L	85-84 (2 OT)

1992 Midwest Regional - No. 5 Seed (1-1)

3/20/92	First Round (Dayton, Ohio)	SW Missouri St. (12)	W	61-54
3/22/92	Second Round (Dayton, Ohio)	Cincinnati (4)	L	72-65

1994 Southeast Regional - No. 7 Seed (1-1)

3/18/94	First Round (St. Petersburg, Fla.)	Seton Hall (10)	W	84-73
3/20/94	Second Round (St. Petersburg, Fla.)	Duke (2)	L	85-74

1995 Southeast Regional - No. 3 Seed (0-1)

3/17/95	First Round (Tallahassee, Fla.)	Weber State (14)	L	79-72
---------	---------------------------------	------------------	---	-------

1998 East Regional - No. 4 Seed (2-1)

3/12/98	First Round (Hartford, Conn.)	Eastern Michigan (13)	W	83-71
3/14/98	Second Round (Hartford, Conn.)	Princeton (5)	W	63-56
3/19/98	Regional Semifinal (Greensboro, N.C.)	North Carolina (1)	L	73-58



Greg Kelser led all scorers with 19 points vs. Kentucky in 1978.




Averaging nearly 25 points, Scott Skiles led MSU to the 1986 Sweet Sixteen.



Steve Smith scored 32 points in MSU's heartbreaking overtime loss to Georgia Tech in the 1990 Regional Semifinals.



Mateen Cleaves helped MSU advance to the 1998 Sweet Sixteen for the first time since 1990.



Andre Hutson outscored and outrebounded Marcus Fizer in the 2000 Regional Final.



Paul Davis slams home the game-tying basket vs. Maryland in 2003.

1999 Midwest Regional - No. 1 Seed (4-1) FINAL FOUR

3/12/99	First Round (Milwaukee, Wis.)	Mount St. Mary's (16)	W	76-53
3/14/99	Second Round (Milwaukee, Wis.)	Mississippi (9)	W	74-66
3/19/99	Regional Semifinal (St. Louis, Mo.)	Oklahoma (13)	W	54-46
3/21/99	Regional Final (St. Louis, Mo.)	Kentucky (3)	W	73-66
3/27/99	National Semifinal (St. Petersburg, Fla.)	Duke (1)	L	68-62

2000 Midwest Regional - No. 1 Seed (6-0) NCAA CHAMPIONS

3/16/00	First Round (Cleveland, Ohio)	Valparaiso (16)	W	65-38
3/18/00	Second Round (Cleveland, Ohio)	Utah (8)	W	73-61
3/23/00	Regional Semifinal (Auburn Hills, Mich.)	Syracuse (4)	W	75-58
3/25/00	Regional Final (Auburn Hills, Mich.)	Iowa State (2)	W	75-64
4/1/00	National Semifinal (Indianapolis, Ind.)	Wisconsin (8)	W	53-41
4/3/00	National Final (Indianapolis, Ind.)	Florida (5)	W	89-76

2001 South Regional - No. 1 Seed (4-1) FINAL FOUR

3/16/01	First Round (Memphis, Tenn.)	Alabama State (16)	W	69-35
3/18/01	Second Round (Memphis, Tenn.)	Fresno State (9)	W	81-65
3/23/01	Regional Semifinal (Atlanta, Ga.)	Gonzaga (12)	W	77-62
3/25/01	Regional Final (Atlanta, Ga.)	Temple (11)	W	69-62
3/31/01	National Semifinal (Minneapolis, Minn.)	Arizona (2)	L	80-61

2002 East Regional - No. 10 Seed (0-1)

3/15/02	First Round (Washington, D.C.)	North Carolina St. (7)	L	69-58
---------	--------------------------------	------------------------	---	-------

2003 South Regional - No. 7 Seed (3-1)

3/21/03	First Round (Tampa, Fla.)	Colorado (10)	W	79-64
3/23/03	Second Round (Tampa, Fla.)	Florida (2)	W	68-46
3/28/03	Regional Semifinal (San Antonio, Texas)	Maryland (6)	W	60-58
3/30/03	Regional Final (San Antonio, Texas)	Texas (1)	L	85-76

2004 St. Louis Regional - No. 7 Seed (0-1)

3/18/04	First Round (Seattle, Wash.)	Nevada (10)	L	72-66
---------	------------------------------	-------------	---	-------

2005 Austin Regional - No. 5 Seed (4-1) FINAL FOUR

3/18/05	First Round (Worcester, Mass.)	Old Dominion (12)	W	89-81
3/20/05	Second Round (Worcester, Mass.)	Vermont (13)	W	72-61
3/25/05	Regional Semifinal (Austin, Texas)	Duke (1)	W	78-68
3/27/05	Regional Final (Austin, Texas)	Kentucky (2)	W	94-88 (2OT)
4/2/05	National Semifinal (St. Louis, Mo.)	North Carolina (1)	L	87-71

2006 Washington D.C. Regional - No. 6 Seed (0-1)

3/17/06	First Round (Dayton, Ohio)	George Mason (11)	L	75-65
---------	----------------------------	-------------------	---	-------

2007 East Regional - No. 9 Seed (1-1)

3/15/07	First Round (Winston-Salem, N.C.)	Marquette (8)	W	61-49
3/17/07	Second Round (Winston-Salem, N.C.)	North Carolina (1)	L	81-67

2008 South Regional - No. 5 Seed (2-1)

3/20/08	First Round (Denver, Colo.)	Temple (12)	W	72-61
3/22/08	Second Round (Denver, Colo.)	Pittsburgh (4)	W	65-54
3/28/08	Regional Semifinal (Houston, Texas)	Memphis (1)	L	92-74

2009 Midwest Regional - No. 2 Seed (5-1) FINAL FOUR

3/20/09	First Round (Minneapolis, Minn.)	Robert Morris (15)	W	77-62
3/22/09	Second Round (Minneapolis, Minn.)	USC (10)	W	74-69
3/27/09	Regional Semifinal (Indianapolis, Ind.)	Kansas (3)	W	67-62
3/29/09	Regional Final (Indianapolis, Ind.)	Louisville (1)	W	64-52
4/4/09	National Semifinal (Detroit, Mich.)	Connecticut (1)	W	82-73
4/6/09	National Final (Detroit, Mich.)	North Carolina (1)	L	89-72

2010 Midwest Regional - No. 5 Seed (4-1) FINAL FOUR

3/19/10	First Round (Spokane, Wash.)	New Mexico St. (12)	W	70-67
3/21/10	Second Round (Spokane, Wash.)	Maryland (4)	W	85-83
3/26/10	Regional Semifinal (St. Louis, Mo.)	Northern Iowa (9)	W	59-52
3/28/10	Regional Final (St. Louis, Mo.)	Tennessee (6)	W	70-69
4/3/10	National Semifinal (Indianapolis, Ind.)	Butler (5)	L	52-50

CURRENT CONSECUTIVE
NCAA TOURNAMENT
APPEARANCES

School	Appearances
1. Kansas	22
2. Duke	16
3. Michigan State	14

MICHIGAN STATE
NCAA SERIES RECORDS

Opponent	MSU Record
Ala.-Birmingham	0-1
Alabama State	1-0
Arizona	0-1
Butler	0-1
Cincinnati	0-1
Colorado	1-0
Connecticut	1-0
Duke	1-2
Eastern Michigan	1-0
Florida	2-0
Fresno State	1-0
George Mason	0-1
Georgetown	1-0
Georgia Tech	0-1
Gonzaga	1-0
Indiana State	1-0
Iowa State	1-0
Kansas	1-1
Kentucky	3-1
Lamar	1-0
Louisiana State	1-0
Louisville	1-1
Marquette	2-0
Maryland	2-0
Memphis	0-1
Mississippi	1-0
Mount St. Mary's	1-0
Murray State	1-0
Nevada	0-1
New Mexico State	1-0
North Carolina	0-5
North Carolina State	0-1
Northern Iowa	1-0
Notre Dame	2-0
Oklahoma	1-0
Old Dominion	1-0
Pennsylvania	1-0
Pittsburgh	1-0
Princeton	1-0
Providence	1-0
Robert Morris	1-0
San Francisco	0-1
Seton Hall	1-0
SW Missouri State	1-0
Syracuse	1-0
Temple	2-0
Tennessee	1-0
Texas	0-1
UC-Santa Barbara	1-0
USC	1-0
Utah	1-1
Valparaiso	1-0
Vermont	1-0
Washington	1-0
Weber State	0-1
Western Kentucky	1-0
Wisconsin	1-0
UW-Green Bay	1-0

NCAA CHAMPIONSHIPS

School	Titles
1. UCLA	11
2. Kentucky	7
3. Indiana	5
North Carolina	5
5. Duke	4
6. Kansas	3
7. Eight tied at 2, including Michigan State	

FINAL FOUR APPEARANCES

School	Titles
1. North Carolina	18
2. UCLA*	17
3. Duke	15
4. Kentucky	13
Kansas	13
6. Ohio State	10
7. Michigan State	8
Indiana	8
Louisville	8
10. Arkansas	6
Cincinnati	6
Oklahoma State	6

NCAA TOURNAMENT
WINNING PERCENTAGE

School	Pct. (W-L)
1. Duke	.758 (94-30)
2. UCLA*	.734 (94-34)
3. North Carolina	.723 (102-39)
4. Michigan State	.693 (52-23)
5. Florida	.690 (29-13)
6. Kentucky*	.692 (101-45)
7. Kansas	.691 (85-38)
8. UNLV	.673 (33-16)
9. Michigan	.673 (35-17)
10. Indiana	.667 (60-30)

NCAA TOURNAMENT
COACHING RECORDSCONSECUTIVE FINAL FOUR
APPEARANCES

Coach	Titles
1. John Wooden	9
2. Mike Krzyzewski	5
3. Seven tied at 3, including Tom Izzo	

HIGHEST NCAA TOURNAMENT
WINNING PERCENTAGE - ACTIVE

Coach	Pct. (W-L)
1. Mike Krzyzewski	.778 (77-22)
2. Roy Williams	.753 (55-18)
3. Tom Izzo	.745 (35-12)
4. Billy Donovan	.733 (22-8)
5. Rick Pitino	.731 (38-14)

CONSECUTIVE NCAA TOURNAMENT
APPEARANCES - ACTIVE

Coach	Pct. (W-L)
1. Mike Krzyzewski	16
Rick Barnes	16
3. Tom Izzo	14

* Records adjusted for vacated years.

WON-LOSS RECORD
AT NCAA TOURNAMENT SITES

Site	MSU Record
Atlanta, Ga.	2-0
Auburn Hills, Mich.	2-0
Austin, Texas	2-0
Cleveland, Ohio	2-0
Dayton, Ohio	4-3
Denver, Colo.	2-0
Detroit, Mich.	1-1
Evanston, Ill.	1-1
Greensboro, N.C.	0-1
Hartford, Conn.	2-0
Houston, Texas	0-2
Indianapolis, Ind.	7-1
Kansas City, Mo.	0-3
Knoxville, Tenn.	2-0
Lexington, Ky.	2-0
Memphis, Tenn.	2-0
Milwaukee, Wis.	2-0
Minneapolis, Minn.	2-1
Murfreesboro, Tenn.	1-0
New Orleans, La.	0-1
Salt Lake City, Utah	2-0
San Antonio, Texas	1-1
St. Louis, Mo.	4-1
St. Petersburg, Fla.	1-2
Seattle, Wash.	0-1
Spokane, Wash.	2-0
Tallahassee, Fla.	0-1
Tampa, Fla.	2-0
Tucson, Ariz.	1-1
Washington, D.C.	0-1
Winston-Salem, N.C.	1-1
Worcester, Mass.	2-0

MICHIGAN STATE
NCAA TOURNAMENT
CAREER LEADERS

Points	No.	Games
1. Andre Hutson	232	19 games
2. Greg Kelser	192	8 games
3. Morris Peterson	191	14 games
4. Mateen Cleaves	186	14 games
5. Maurice Ager	166	11 games

Rebounds	No.	Games
1. Andre Hutson	128	19 games
2. Johnny Green	118	6 games
3. Goran Suton	104	12 games
4. Paul Davis	95	11 games
5. Greg Kelser	90	8 games

Assists	No.	Games
1. Mateen Cleaves	77	14 games
2. Earvin Johnson	76	8 games
3. Kalin Lucas	51	11 games
4. Drew Neitzel	49	11 games
5. Travis Walton	41	12 games

NCAA TOURNAMENT BOX SCORES

1957 BOX SCORES

In its first appearance in the NCAA Tournament, it did not take long for Michigan State to find success. In their first game of the tournament, the Spartans took on Notre Dame in Lexington, Ky. MSU took control of the game in the second half and held on through a late Notre Dame rally to advance to the Regional Finals, 85-83. Next up for MSU was the home team, third-ranked Kentucky. The Spartans came back from 12 down at the half to defeat the Wildcats, 80-68, and advance to the Final Four in their first NCAA appearance. MSU's semifinal game was against top-ranked North Carolina and the two teams played one of the greatest games in Four Final History. The Spartans battled to the end but the Tar Heels were just too strong and took the game in three overtimes, 74-70. Michigan State dropped the consolation game to San Francisco, 67-60, to finish fourth. Johnny Green had an amazing tournament, totaling 77 rebounds during the tournament and averaging 19.3 boards per game. His 77 rebounds set an NCAA tournament record for most rebounds in four games, while his average ranks fourth all-time in tournament history. Green earned All-Tournament honors for his performance and he and Jack Quiggle were also named to the All-Regional team.

MICHIGAN STATE 85 - NOTRE DAME 83

March 15, 1957 - Lexington, Ky.

MICHIGAN STATE	FG-FGA	FT-FTA	REB	PF	TP
George Ferguson	8-20	0-0	10	4	16
Larry Hedden	4-16	5-12	11	3	13
John Green	8-21	4-7	27	3	20
Jack Quiggle	8-22	2-3	7	3	18
Pat Wilson	0-2	0-0	3	1	0
David Scott	1-2	2-4	3	0	4
Robert Andereg	4-8	6-8	5	2	14
TOTALS	33-91	19-34	60	16	85

NOTRE DAME	FG-FGA	FT-FTA	REB	PF	TP
John McCarthy	5-13	11-12	11	3	21
Tom Hawkins	6-14	7-7	11	3	19
Joseph Morelli	0-3	0-0	0	0	0
John Smyth	11-22	3-3	14	4	25
Gene Duffy	3-4	0-0	1	5	6
Bob Devine	3-14	4-5	5	2	10
Ed Gleason	1-3	0-1	0	3	2
Thomas Sullivan	0-0	0-0	2	1	0
TOTALS	29-73	25-28	44	21	83

Halftime: Michigan State 37-36

Officials: Fox and DiGravio

Attendance: 11,000

MICHIGAN STATE 80 - KENTUCKY 68

March 16, 1957 - Lexington, Ky.

MICHIGAN STATE	FG-FGA	FT-FTA	REB	PF	TP
George Ferguson	5-15	5-6	12	3	15
Larry Hedden	4-16	2-6	7	2	10
Robert Andereg	1-4	0-0	1	2	2
Tom Markovich	0-0	0-0	1	1	0
John Green	5-11	4-6	18	5	14
Chuck Bencie	2-5	1-2	5	1	5
Jack Quiggle	9-22	4-4	4	4	22
Pat Wilson	3-10	0-0	3	0	6
Harry Lux	0-1	0-0	0	0	0
David Scott	1-3	4-5	0	0	6
TOTALS	30-87	20-29	51	15	80

KENTUCKY	FG-FGA	FT-FTA	REB	PF	TP
Johnny Cox	3-12	11-12	4	5	17
John Crigler	5-11	0-1	9	2	10
Ray Mills	0-2	2-4	4	2	2
Lincoln Collinsworth	0-0	0-0	0	0	0
Ed Beck	2-10	0-2	16	2	4
Gerry Calvert	8-18	2-4	6	4	18
Vernon Hutton	6-13	3-5	7	1	15
Adrian Smith	0-1	2-3	1	0	2
Earl Adkins	0-0	0-0	0	2	0
TOTALS	24-68	20-30	47	16	68

Halftime: Kentucky 47-35

Officials: Anderson and Mihalik

Attendance: N/A

NORTH CAROLINA 74 - MICHIGAN ST. 70 (30T)

March 22, 1957 - Kansas City, Mo.

MICHIGAN STATE	FG-FGA	FT-FTA	REB	PF	TP
Jack Quiggle	6-21	8-10	10	1	20
John Green	4-12	3-6	19	2	11
George Ferguson	4-8	2-3	1	5	10
Larry Hedden	4-20	6-7	15	5	14
Pat Wilson	0-3	2-2	5	1	2
Robert Andereg	2-7	3-6	3	2	7
Chuck Bencie	1-6	0-0	2	1	2
David Scott	2-3	0-2	3	1	4
TOTALS	23-80	24-36	65	18	70

NORTH CAROLINA	FG-FGA	FT-FTA	REB	PF	TP
Lennie Rosenbluth	11-42	7-9	3	1	29
Bob Cunningham	9-18	3-5	12	5	21
Pete Brennan	6-16	2-4	17	5	14
Tommy Kearns	1-8	4-5	6	4	6
Joe Quigg	0-1	2-3	4	5	2
Danny Lotz	0-0	0-1	4	1	0
Bob Young	1-3	0-1	2	1	2
Roy Searcy	0-0	0-0	1	0	0
TOTALS	28-88	18-28	54	22	74

Halftime: 29-29

Regulation score: 58-58

First overtime: 64-64

Second overtime: 66-66

Officials: Ogden and Lightner

Attendance: N/A

SAN FRANCISCO 67 - MICHIGAN ST. 60

March 23, 1957 - Kansas City, Mo.

MICHIGAN STATE	FG-FGA	FT-FTA	REB	PF	TP
John Green	4-9	1-1	13	5	9
George Ferguson	4-11	6-9	11	2	14
Larry Hedden	4-10	1-2	5	5	9
Pat Wilson	3-6	0-1	0	1	6
Harry Lux	2-2	1-1	3	2	5
Robert Andereg	2-8	3-4	4	5	7
David Scott	2-6	0-1	3	1	4
Chuck Bencie	0-5	0-0	4	1	0
Jack Quiggle	2-6	2-2	4	1	6
TOTALS	23-63	14-21	60	23	60

SAN FRANCISCO	FG-FGA	FT-FTA	REB	PF	TP
Art Day	6-14	0-3	6	3	12
Al Dunbar	4-9	1-4	3	4	9
Gene Brown	8-18	6-11	7	3	22
Mike Farmer	4-12	8-9	2	1	16
Mike Preaseau	2-6	4-4	6	4	8
Jack King	0-2	0-0	0	2	0
Bill Mallen	0-0	0-0	1	0	0
Dave Lillevand	0-1	0-0	1	0	0
TOTALS	24-62	19-31	35	17	67

Halftime: San Francisco 33-30

Officials: Ogden and Lightner

Attendance: N/A



JACK QUIGGLE EARNED ALL-REGIONAL HONORS IN 1957.

1959 BOX SCORES

Michigan State returned to the NCAA tournament in 1959. In their first round game, the Spartans jumped out to a 29-4 lead over Marquette and managed to hold on down the stretch to advance to the Regional Finals, 74-69. In the Regional Finals, they met a much taller Louisville squad. Despite standing just 6-foot-6, John Green tallied 29 points and 23 rebounds, but MSU could not get by the Cardinals, falling 88-81. Green earned All-Regional honors for the second time in his career, averaging 21.5 points and 20.5 rebounds in MSU's two games.

MICHIGAN STATE 74 - MARQUETTE 69

March 13, 1959 - Raleigh, N.C.

MICHIGAN STATE	FG-FGA	FT-FTA	REB	PF	TP
Bob Anderegg	10-19	3-7	8	1	23
Horace Walker	9-21	2-3	8	2	20
John Green	6-18	2-4	18	5	14
Lance Olson	1-7	6-8	4	4	8
Tom Rand	1-5	1-2	5	2	3
Dave Fahs	2-6	0-1	1	0	4
Art Gowens	1-1	0-0	1	0	2
Team			6		
TOTALS	30-77	14-25	51	14	74

MARQUETTE	FG-FGA	FT-FTA	REB	PF	TP
Walt Mangham	6-17	3-7	9	3	15
Don Kojis	7-17	3-6	21	3	17
Mike Moran	3-15	3-4	5	4	9
Jim Kollar	6-11	1-1	5	4	13
Jim McCoy	6-18	1-1	10	2	13
Jim Kersten	0-0	0-0	0	0	0
Gregg Ripp	0-2	0-0	1	0	0
Joel Plinska	1-1	0-0	0	1	2
Team			7		
TOTALS	29-81	11-19	58	17	69

Halftime: Michigan State 38-34 Officials: Anderson and DiGravio
Attendance: 9,200

LOUISVILLE 88 - MICHIGAN STATE 81

March 14, 1959 - Raleigh, N.C.

MICHIGAN STATE	FG-FGA	FT-FTA	REB	PF	TP
Bob Anderegg	8-21	6-10	3	5	22
Horace Walker	1-9	1-1	9	5	3
John Green	11-21	7-12	23	3	29
Lance Olson	6-15	4-4	3	3	16
Tom Rand	1-7	0-0	2	3	6
Dave Fahs	0-5	0-1	1	2	0
Art Gowens	1-1	1-2	0	0	3
Jim Stouffer	3-5	0-0	1	0	6
Team			8		
TOTALS	31-84	19-30	50	21	81

LOUISVILLE	FG-FGA	FT-FTA	REB	PF	TP
Don Goldstein	7-15	7-7	7	4	21
John Turner	10-19	2-3	6	4	22
Fred Sawyer	6-12	2-5	15	4	14
Roger Tieman	0-6	3-3	4	2	3
Harold Andrews	5-9	3-4	4	5	13
Joe Kitchen	2-4	1-1	4	1	5
Buddy Leathers	3-10	4-5	3	3	10
Team			9		
TOTALS	33-75	22-28	52	23	88

Halftime: Michigan State 43-40 Officials: Miahlik and Anderson

1978 BOX SCORES

After a 19-year absence, Michigan State returned to the NCAA Tournament with one of its best teams ever, featuring the combination of freshman Earvin "Magic" Johnson and sophomore Greg Kelser. After cruising to victories over Providence and Western Kentucky, MSU took on No. 1-ranked Kentucky in the regional final. Michigan State held a 27-22 halftime lead, but Kentucky took over in the second half and ended any hopes MSU had of going to its second Final Four. Johnson and Kelser both earned All-Regional honors, with Kelser recording double-doubles in each game and averaging 21.7 points and 12.3 rebounds during the tournament.

MICHIGAN STATE 77 - PROVIDENCE 63

March 11, 1978 - Indianapolis, Ind.

MICHIGAN STATE	FG-FGA	FT-FTA	REB	PF	TP	A	TO	BS	S	MIN
Greg Kelser, f	9-10	5-7	11	2	23	3	4	2	1	37
Earvin Johnson, g	5-9	4-6	7	3	14	7	2	1	2	37
Jay Vincent, c	2-3	2-3	4	1	6	1	2	1	0	24
Terry Donnelly, g	6-9	0-0	3	2	12	3	4	0	2	36
Robert Chapman, g	7-12	0-0	1	2	14	1	3	0	1	36
Michael Brkovich	0-0	0-0	0	1	0	0	1	0	0	5
Ron Charles	3-4	0-2	3	4	6	1	0	2	1	11
Don Flowers	0-0	0-0	0	0	0	0	1	0	0	1
Nate Phillips	0-1	0-0	0	1	0	1	0	0	0	1
Michael Longaker	0-0	0-0	0	0	0	0	0	0	0	1
Len Williams	0-0	0-0	0	0	0	0	1	0	1	1
Alfred Brown	0-2	0-0	1	0	0	0	1	0	0	2
Daniel Riewald	0-0	0-0	0	0	0	0	0	0	0	2
Rick Kaye	0-0	0-0	1	0	0	0	0	0	0	1
Sten Feldrich	1-2	0-0	2	0	2	0	0	0	0	5
Team			2							
TOTALS	33-52	11-18	35	17	77	17	19	6	8	200

PROVIDENCE	FG-FGA	FT-FTA	REB	PF	TP	A	TO	BS	S	MIN
Bill Eason, f	3-10	0-2	6	4	6	2	1	0	0	30
Bruce Campbell, f	9-16	6-6	8	4	24	0	4	0	1	37
Bob Misevicius, c	6-10	1-1	6	4	13	0	3	0	0	31
Dwight Williams, g	1-6	2-4	1	5	4	5	4	0	2	32
Paul Oristaglio, g	0-1	0-0	0	1	0	1	1	0	0	15
Jerry Scott	2-6	0-1	1	0	4	0	0	1	1	9
David Frye	0-1	2-2	1	0	2	1	1	0	0	4
John Nolan	0-1	2-2	0	0	2	0	1	0	1	4
Ernie Delgatto	0-0	0-0	1	0	0	0	0	0	0	2
Rudy Williams	2-6	2-4	4	3	6	1	2	0	0	27
Rich Hunger	0-2	2-2	1	2	2	0	0	0	1	9
Team			5							
TOTALS	23-59	17-24	34	23	63	10	17	1	6	200

Halftime: Michigan State 38-26 Officials: Overhy and Kelley
Attendance: 16,519

MICHIGAN ST. 90 - WESTERN KENTUCKY 69

March 16, 1978 - Dayton, Ohio

MICHIGAN STATE	FG-FGA	FT-FTA	REB	PF	TP	A	TO	BS	S	MIN
Earvin Johnson, g	3-17	7-11	9	2	13	14	5	0	1	39
Greg Kelser, f	11-18	1-2	13	5	23	1	3	1	0	31
Jay Vincent, c	6-8	0-0	6	4	12	1	1	0	0	27
Robert Chapman, g	10-12	3-6	3	3	23	2	1	0	0	39
Terry Donnelly, g	0-1	0-0	0	0	0	4	2	0	0	35
Ron Charles	4-4	5-6	8	3	13	0	2	2	0	21
Michael Brkovich	1-1	0-0	1	3	2	1	0	0	0	3
Sten Feldreich	0-0	0-0	1	3	0	0	0	0	0	2
Alfred Brown	1-1	0-0	1	0	2	1	0	1	0	1
Daniel Riewald	0-0	0-0	0	0	0	0	0	0	0	1
Don Flowers	1-1	0-0	0	0	2	1	0	0	0	1
Team			2							
TOTALS	37-63	16-25	47	21	90	25	14	4	1	200

WESTERN KENTUCKY	FG-FGA	FT-FTA	REB	PF	TP	A	TO	BS	S	MIN
James Johnson, f	5-8	2-5	7	5	12	0	2	2	0	31
Greg Jackson, f	8-12	5-10	6	1	21	0	2	2	1	34
Aaron Bryant, c	5-7	2-2	7	5	12	0	0	1	0	20
Darryl Turner, g	6-19	0-0	4	5	12	4	5	0	0	36
Steve Ashby, g	0-1	0-0	0	1	0	5	0	0	0	16
Mike Prince	2-7	0-0	1	0	4	3	1	0	1	24
Greg Burbach	0-1	0-0	0	2	0	3	3	0	0	9
Mike Reese	3-6	0-3	3	2	6	2	0	0	1	21
John Rahn	1-4	0-0	3	1	2	0	0	0	0	8
Don Thomas	0-0	0-0	0	0	0	0	0	0	0	1
Team			0							
TOTALS	30-65	9-20	34	22	69	17	13	5	3	200

Halftime: Michigan State 39-29 Officials: McCarthur and Clymer
Attendance: 13,458

KENTUCKY 52 - MICHIGAN STATE 49

March 18, 1978 - Dayton, Ohio

MICHIGAN STATE	FG-FGA	FT-FTA	REB	PF	TP	A	TO	BS	S	MIN
Earvin Johnson, g	2-10	2-2	4	4	6	5	6	0	2	39
Greg Kelsner, f	9-12	1-3	13	3	19	1	2	2	3	40
Jay Vincent, c	4-7	0-0	1	1	8	2	1	0	0	38
Terry Donnelly, g	0-0	2-2	0	5	2	5	2	1	0	34
Robert Chapman, g	5-9	0-0	1	5	10	1	2	0	1	32
Ron Charles	2-3	0-0	0	0	4	0	1	0	0	16
Michael Brkvoich	0-0	0-0	0	0	0	0	0	0	0	1
Team			0							
TOTALS	22-41	5-7	20	18	49	14	14	3	6	200

KENTUCKY	FG-FGA	FT-FTA	REB	PF	TP	A	TO	BS	S	MIN
Jack Givens, f	6-12	2-3	7	3	14	0	2	1	0	34
Rick Robey, f	3-4	0-0	4	1	6	1	2	0	0	30
Mike Phillips, c	3-5	4-4	8	1	10	1	3	0	2	30
Kyle Macy, g	4-10	10-11	1	1	18	3	0	0	1	40
Truman Claytor, g	0-5	0-0	0	2	0	3	2	0	0	30
James Lee	1-1	0-0	1	4	2	2	3	0	0	20
Jay Shidler	1-2	0-0	1	2	2	0	0	0	0	10
La Von Williams	0-0	0-0	1	1	0	0	2	0	0	6
Team			0							
TOTALS	18-39	16-18	24	16	52	10	14	1	3	200

Halftime: Michigan State 27-22 Officials: Clymer and Bishop

Attendance: 13,458

1979 BOX SCORES

Michigan State opened its championship run with a 95-64 pounding of Lamar, led by Earvin Johnson's triple-double and Greg Kelsner's 31 points. After defeating LSU, MSU met up with top seed Notre Dame in the Regional Final in what was being called the game to decide the NCAA Championship. The Spartans jumped out to a big lead early en route to an 80-68 victory. Kelsner led the way with a Spartan NCAA Tournament-record 34 points, earning All-Region MVP honors, while Johnson joined him on the All-Region Team. In the Final Four, the Spartans took on Pennsylvania, who entered the tournament as a nine seed. Johnson recorded his second triple-double of the tournament as MSU led 50-17 at the half, finishing with a tournament team record of 101 points. In the championship game, the Spartans took on No. 1-ranked and unbeaten Indiana State, led by Larry Bird. The Spartans jumped out to a big first-half lead on their way to capturing the school's first National Championship. Kelsner and Johnson were both named to the All-Tournament team, while Johnson was named Most Outstanding Player and earned a spot on the All-Decade Team.

#2 MICHIGAN STATE 95 - #10 LAMAR 64

March 11, 1979 - Murfreesboro, Tenn.

MICHIGAN STATE	FG-FGA	FT-FTA	REB	PF	TP	A	TO	BS	S	MIN
Greg Kelsner, f	12-21	7-10	14	3	31	3	7	0	1	35
Earvin Johnson, g	6-14	1-1	17	1	13	10	6	0	4	35
Jay Vincent, c	5-10	1-2	3	2	11	1	0	0	1	13
Terry Donnelly, g	3-5	0-0	0	3	6	2	0	0	1	32
Michael Brkovich, g	6-7	0-0	2	1	12	3	0	0	1	34
Gregory Lloyd	0-0	0-1	1	0	0	0	0	0	0	3
Ron Charles	6-9	0-2	3	2	12	0	0	1	0	25
Michael Longaker	0-1	1-2	1	0	1	0	0	0	0	5
Jaimie Huffman	1-1	0-1	1	0	2	0	0	0	0	3
Rob Gonzalez	1-2	0-0	2	3	2	0	1	0	0	7
Rick Kaye	2-2	0-0	1	1	4	0	0	0	0	4
Gerald Gilkie	0-0	1-2	1	0	1	0	0	0	0	2
Don Brkovich	0-0	0-0	0	0	0	0	0	0	0	2
Team			4							
TOTALS	42-72	11-21	50	16	95	19	14	1	7	200

LAMAR	FG-FGA	FT-FTA	REB	PF	TP	A	TO	BS	S	MIN
Cestrakiah Lewis, f	5-15	0-0	6	2	10	0	2	0	1	30
B.B. Davis, f	3-12	4-4	9	5	10	1	1	2	1	30
Clarence Kea, c	4-7	3-3	4	5	11	1	3	0	1	19
Mike Olliver, g	3-15	2-2	1	2	8	2	3	0	0	33
Norman Bellard, g	4-7	2-4	3	1	10	1	3	0	2	34
Eric Gathers	3-8	0-0	1	1	6	0	0	0	0	12
Turk Williams	0-3	0-0	4	1	0	0	0	0	0	18
Chris Jones	0-3	0-0	0	2	0	0	0	0	0	7
Mike Rutter	0-1	1-2	6	2	1	0	0	0	0	10
Larry Stephenson	4-5	0-0	4	0	8	0	0	0	0	7
Team			5							
TOTALS	26-76	12-15	43	20	64	5	12	2	5	200

Halftime: Michigan State 46-27

Officials: N/A

Attendance: 10,928

#2 MICHIGAN STATE 87 - #3 LSU 71

March 16, 1979 - Indianapolis, Ind.

MICHIGAN STATE	FG-FGA	FT-FTA	REB	PF	TP	A	TO	BS	S	MIN
Michael Brkovich, f	4-7	3-4	3	0	11	3	1	0	1	32
Greg Kelsner, f	6-15	3-5	9	5	15	1	4	2	3	27
Ron Charles, c	6-10	6-10	14	1	18	1	1	0	1	34
Terry Donnelly, g	2-5	0-0	1	2	4	2	3	0	0	35
Earvin Johnson, g	5-16	14-15	5	2	24	12	3	0	3	37
Rob Gonzalez	4-7	1-2	1	1	9	0	2	0	2	19
Michael Longaker	1-3	0-0	0	1	2	0	0	0	0	5
Rick Kaye	1-1	0-0	1	1	2	0	0	0	0	4
Gregory Lloyd	0-0	0-0	0	2	0	1	2	0	0	3
Don Brkovich	1-1	0-0	1	0	2	1	1	0	0	2
Gerald Gilkie	0-1	0-0	0	0	0	0	1	0	0	2
Team			4							
TOTALS	30-66	27-36	39	15	87	21	18	2	10	200

LSU	FG-FGA	FT-FTA	REB	PF	TP	A	TO	BS	S	MIN
Lionel Green, f	5-8	2-2	15	4	12	0	5	3	1	40
Greg Cook, f	1-2	0-0	6	5	2	1	1	1	1	33
Rick Mattick, c	3-3	1-1	4	3	7	0	0	1	0	12
Al Green, g	4-9	3-4	3	2	11	1	6	0	2	24
Ethan Martin, g	2-6	0-0	2	1	4	7	3	0	1	24
Jordy Hultberg	11-20	3-4	3	4	25	3	3	1	0	28
Ernest Brown	0-4	0-2	0	0	0	1	2	0	1	11
Andy Campbell	0-0	0-0	0	1	0	0	0	0	0	6
Gus Rudolph	3-3	0-0	4	2	6	0	3	1	1	10
Willie Sims	0-3	0-0	0	0	0	0	0	0	0	4
J. Brian Bergeron	2-6	0-0	0	0	4	1	2	0	0	8
Team			3							
TOTALS	31-64	9-13	40	28	71	14	25	7	7	200

Halftime: Michigan State 36-19

Officials: Herrold, Pavia and Buckiewicz

Attendance: 16,823

#2 MICHIGAN ST. 80 - #1 NOTRE DAME 68

March 18, 1979 - Indianapolis, Ind.

MICHIGAN STATE	FG-FGA	FT-FTA	REB	PF	TP	A	TO	BS	S	MIN
Michael Brkovich, f	5-10	3-4	4	3	13	1	2	0	0	38
Greg Kelsner, f	15-25	4-8	13	4	34	1	3	2	1	39
Ron Charles, c	2-4	2-2	4	4	6	0	0	0	0	33
Terry Donnelly, g	1-1	2-2	2	3	4	0	1	1	1	36
Earvin Johnson, g	6-10	7-8	5	2	19	13	3	0	2	40
Rob Gonzalez	1-2	0-0	3	0	2	0	1	0	0	10
Jay Vincent	1-2	0-0	0	0	2	0	0	0	0	3
Michael Longaker	0-0	0-0	0	0	0	0	0	0	0	1
Team			3							
TOTALS	31-54	18-24	33	16	80	15	10	3	4	200

NOTRE DAME	FG-FGA	FT-FTA	REB	PF	TP	A	TO	BS	S	MIN
Orlando Woolridge, f	1-6	1-2	3	1	3	0	0	0	0	18
Kelly Tripucka, f	4-11	0-0	4	4	8	1	1	1	2	34
Bill Laimbeer, c	3-5	1-2	4	3	7	1	3	2	1	20
Rich Branning, g	4-14	0-0	3	4	8	4	2	0	1	33
Bill Hanzlik, g	7-12	5-5	5	5	19	4	0	0	1	30
Tracy Jackson	9-13	1-4	6	4	19	1	2	0	0	30
Bruce Flowers	0-1	0-0	6	3	0	1	4	1	2	16
Stan Wilcox	2-4	0-0	1	0	4	2	0	0	0	14
Mike Mitchell	0-0	0-0	0	0	0	0	0	0	0	5
Team			3							
TOTALS	30-66	8-13	35	24	68	14	12	4	7	200

Halftime: Michigan State 34-23

Officials: Buckiewicz, Herrold and Turner Attendance: 17,423



1979 NCAA TOURNAMENT MOST OUTSTANDING PLAYER EARVIN "MAGIC" JOHNSON CUTS DOWN THE NETS AFTER DEFEATING LARRY BIRD AND INDIANA STATE, 75-64.

#2 MICHIGAN ST. 101 - #9 PENN 67

March 24, 1979 - Salt Lake City, Utah

MICHIGAN STATE	FG-FGA	FT-FTA	REB	PF	TP	A	TO	BS	S	MIN
Michael Brkovich, f	6-10	0-0	1	4	12	3	1	0	1	23
Greg Kelsner, f	12-19	4-6	9	2	28	3	3	4	1	33
Ron Charles, c	2-2	0-0	6	0	4	0	2	2	0	19
Terry Donnelly, g	3-5	0-0	3	0	6	3	0	0	0	24
Earvin Johnson, g	9-10	11-12	10	2	29	10	4	0	3	35
Jay Vincent	0-1	3-4	1	2	3	0	1	0	0	9
Rob Gonzalez	1-5	0-0	3	2	2	1	3	0	1	22
Michael Longaker	2-2	0-0	2	0	4	1	1	0	2	10
Greg Lloyd	0-2	6-7	1	1	6	1	2	0	2	7
Rick Kaye	2-2	1-3	2	1	5	1	1	0	0	7
Jaimie Huffman	0-0	0-1	2	2	0	1	1	0	0	5
Gerald Gilkie	0-1	0-0	1	1	0	0	0	0	0	3
Don Brkovich	1-1	0-1	1	1	2	0	0	0	0	3
Team			3							
TOTALS	38-60	25-34	44	22	101	24	19	6	10	200

PENNSYLVANIA	FG-FGA	FT-FTA	REB	PF	TP	A	TO	BS	S	MIN
Tony Price, f	7-18	4-4	7	5	18	0	2	0	1	21
Tim Smith, f	0-6	0-0	0	5	0	0	2	0	0	19
Matt White, c	5-12	3-4	11	1	13	1	1	0	1	27
James Salters, g	1-5	0-0	1	2	2	3	2	0	0	25
Bobby Willis, g	4-13	1-3	6	2	9	6	5	1	3	30
Vincent Ross	2-6	0-0	6	3	4	0	2	1	0	17
Ken Hall	3-8	0-1	2	2	6	1	3	0	2	14
Angelo Reynolds	1-3	0-0	0	3	2	0	0	0	0	2
Tom Leifsen	0-1	1-2	4	0	1	0	2	0	0	16
Ted Flick	0-6	6-6	2	3	6	1	1	0	1	15
David Jackson	1-2	4-4	1	0	6	0	3	0	0	8
Ed Kuhl	0-2	0-0	0	0	0	0	1	0	0	3
Tom Condon	0-0	0-0	2	2	0	0	0	0	0	3
Team			2							
TOTALS	24-82	19-24	44	31	67	12	24	2	8	200

Halftime: Michigan State 50-17

Officials: Buckiewicz, Weiler and Silvester Attendance: N/A

#2 MICHIGAN ST. 75 - #1 INDIANA ST. 64

March 26, 1979 - Salt Lake City, Utah

MICHIGAN STATE	FG-FGA	FT-FTA	REB	PF	TP	A	TO	BS	S	MIN
Michael Brkovich, f	1-2	3-7	4	1	5	1	5	0	0	40
Greg Kelsner, f	7-13	5-6	8	4	19	9	1	2	2	32
Ron Charles, c	3-3	1-2	7	5	7	0	1	0	1	31
Terry Donnelly, g	5-5	5-6	4	2	15	0	2	0	1	39
Earvin Johnson, g	8-15	8-10	7	3	24	5	6	0	1	35
Jay Vincent	2-5	1-2	2	4	5	0	1	0	1	19
Rob Gonzalez	0-0	0-0	0	0	0	0	0	0	0	3
Michael Longaker	0-0	0-0	0	0	0	0	0	0	0	1
Team			2							
TOTALS	26-43	23-33	34	19	75	15	16	2	6	200

INDIANA STATE	FG-FGA	FT-FTA	REB	PF	TP	A	TO	BS	S	MIN
Brad Miley, f	0-0	0-1	3	1	0	0	0	0	0	25
Alex Gilbert, f	2-3	0-4	4	4	4	0	1	1	0	21
Larry Bird, f	7-21	5-8	13	3	19	2	6	1	5	40
Carl Nicks, g	7-14	3-6	2	5	17	4	2	0	1	36
Steve Reed, g	4-9	0-0	0	4	8	9	0	0	0	36
Bob Heaton	4-14	2-2	6	2	10	2	0	0	0	22
Leroy Staley	2-2	0-1	3	2	4	0	0	0	0	18
Rich Nemcek	1-1	0-0	0	3	2	1	1	0	0	2
Team			3							
TOTALS	27-64	10-22	34	24	64	18	10	2	6	200

Halftime: Michigan State 37-28

Officials: Nichols, Muncy, and Wirtz Attendance: 15,410

1985 BOX SCORES

After a six-year absence from NCAA Tournament play, MSU returned to the Big Dance with a 10 seed. The Spartans headed to Houston for their first-round game with Alabama-Birmingham. MSU controlled the game in the first half behind All-America guard Sam Vincent and had a three-point lead at halftime, but it was all UAB in the second half. UAB controlled the boards and dominated inside in the second session and went on to a 70-68 win. Vincent ended his brilliant Spartan career with 32 points and six rebounds.

#7 UAB 70 - #10 MICHIGAN STATE 68

March 15, 1985 - Houston, Texas

MICHIGAN STATE	FG-FGA	FT-FTA	O-D-R	PF	TP	A	TO	BS	S	MIN
Richard Mudd, f	1-4	0-0	4-4-8	5	2	0	3	1	1	23
Larry Polec, f	4-7	0-0	1-2-3	5	8	0	1	0	0	35
Ken Johnson, c	4-8	1-1	5-6-11	4	9	1	3	0	0	37
Scott Skiles, g	6-13	3-4	1-3-4	4	15	8	3	0	2	39
Sam Vincent, g	13-23	6-6	4-2-6	3	32	2	2	0	1	39
Darryl Johnson	1-5	0-0	1-0-1	2	2	4	1	0	1	24
Ralph Walker	0-0	0-0	0-0-0	2	0	0	0	0	0	2
Greg Pedro	0-0	0-0	0-0-0	0	0	0	0	0	0	1
Team			2							
TOTALS	29-60	10-11	16-17-35	25	68	15	13	1	5	200

UAB	FG-FGA	FT-FTA	O-D-R	PF	TP	A	TO	BS	S	MIN
Marvin Ray Johnson, f	0-0	0-0	0-0-0	0	0	2	0	0	1	9
Jerome Mincy, f	6-15	6-13	4-3-7	2	18	0	2	2	1	37
Anthony Gordon, c	0-0	0-1	0-0-0	2	0	0	1	0	0	7
Steve Mitchell, g	8-12	2-2	0-1-1	3	18	5	3	0	1	38
James Ponder, g	3-9	9-10	1-1-2	1	15	1	1	0	0	37
Tracy Foster	1-2	0-0	0-0-0	0	2	1	2	0	0	10
Murry Bartow	0-0	0-0	0-1-1	0	0	0	0	0	0	6
Michael Charles	2-4	3-4	1-4-5	3	21	2	0	0	1	21
Archie Johnson	4-6	2-4	6-4-10	1	10	1	2	0	0	35
Team			3							
TOTALS	24-48	22-34	12-14-29	12	70	12	11	2	4	200

Halftime: Michigan State 35-32

Officials: Clougherty, Barnett and Bosone Attendance: 8,000

1986 BOX SCORES

With veteran guard Scott Skiles leading the way, MSU made a trip to the Sweet Sixteen. In the first round, MSU used a 17-2 second-half run to rally from a 40-28 deficit against Washington. Skiles iced the game by sinking two free throws with two seconds remaining. In the second round vs. Georgetown, the Spartans used a 19-9 second-half run to break open a close game and secure their first Sweet Sixteen bid in seven years. The Spartans had to battle second-ranked and top seeded Kansas in Kansas City. The Jayhawks held a nine-point halftime lead, but once again MSU rallied in the second half to forge ahead. With 2:20 remaining in the game, the clock did not move for approximately 15 seconds before officials stopped play. The time on the clock was never corrected before play resumed. Kansas rallied from a six-point deficit to send the game to overtime, scoring the last basket on a tip-in with 10 seconds remaining ... 10 seconds that should not have existed. The Spartans, however, could have sealed victory by making their foul shots in the last minute. Kansas dominated the overtime session and won 96-86. Skiles earned a spot on the All-Regional team, averaging 24.6 points over three games.

#5 MICHIGAN ST. 72 - #12 WASHINGTON 70

March 13, 1986 - Dayton, Ohio

MICHIGAN STATE	FG-FGA	FT-FTA	O-D-R	PF	TP	A	TO	BS	S	MIN
Larry Polec, f	2-5	0-0	1-2-3	4	4	0	2	0	0	29
Vernon Carr, f	6-10	3-5	2-3-5	2	15	2	3	0	0	36
Barry Fordham, c	0-2	0-0	3-2-5	2	0	0	1	1	1	37
Darryl Johnson, g	11-13	0-0	1-3-4	3	22	3	1	0	1	37
Scott Skiles, g	12-21	7-7	0-0-0	2	31	7	3	0	3	40
Ralph Walker	0-0	0-0	1-4-5	4	0	0	2	0	0	15
Carlton Valentine	0-1	0-0	0-1-1	0	0	0	0	0	0	4
Mario Izzo	0-0	0-0	1-0-1	0	0	0	0	0	0	2
Team			1-0-1							
TOTALS	31-52	10-12	10-15-25	17	72	12	12	1	5	200

WASHINGTON	FG-FGA	FT-FTA	O-D-R	PF	TP	A	TO	BS	S	MIN
Shag Williams, f	8-10	0-0	6-1-7	4	16	5	2	0	0	35
Paul Fortier, f	1-7	6-8	4-3-7	1	8	2	1	0	0	38
Chris Welp, c	10-21	2-5	4-5-9	2	22	1	3	0	0	38
Clay Dameron, g	4-7	2-2	1-1-2	1	10	5	0	0	0	26
Greg Hill, g	7-11	0-0	0-2-2	2	14	4	2	0	1	40
Al Moscatel	0-3	0-0	0-1-1	4	0	2	0	0	0	14
Phil Zevenbergen	0-1	0-0	1-1-2	0	0	0	2	0	0	9
Team			0-1-1							
TOTALS	30-60	10-15	16-15-31	14	70	19	10	0	1	200

Halftime: Washington 36-26

Officials: Silvester, Howell and Herring Attendance: 13,260

#5 MICHIGAN ST. 80 - #4 GEORGETOWN 68

March 15, 1986 - Dayton, Ohio

MICHIGAN STATE	FG-FGA	FT-FTA	O-D-R	PF	TP	A	TO	BS	S	MIN
Larry Polec, f	4-7	8-8	3-7-10	4	16	0	1	0	0	32
Vernon Carr, f	3-6	7-8	2-4-6	2	13	1	0	0	0	30
Barry Fordham, c	4-6	0-2	1-3-4	2	8	0	1	0	0	37
Darryl Johnson, g	6-12	0-0	1-1-2	2	12	6	0	0	2	40
Scott Skiles, g	7-12	10-11	0-2-2	2	23	5	6	0	1	40
Ralph Walker	0-0	2-2	0-3-3	1	2	0	0	0	1	12
Carlton Valentine	2-3	1-2	2-2-4	0	5	1	1	0	0	9
Team			1-2-3							
TOTALS	26-48	28-33	10-24-34	13	80	13	9	0	4	200

GEORGETOWN	FG-FGA	FT-FTA	O-D-R	PF	TP	A	TO	BS	S	MIN
Reggie Williams, f	7-13	1-2	0-4-4	5	16	1	1	0	1	30
Ronnie Highsmith, f	3-3	0-0	3-0-3	5	6	0	0	0	0	21
Ralph Dalton, c	3-9	3-4	5-5-10	3	9	0	3	1	0	33
David Wingate, g	5-12	7-8	1-0-1	3	17	3	1	0	2	30
Michael Jackson, g	1-7	1-2	0-3-3	2	3	9	2	0	1	29
Johnathan Edwards	2-3	0-0	0-2-2	0	4	0	0	1	0	14
Jaren Jackson	1-4	0-0	0-0-0	3	2	3	0	0	0	14
Horace Broadnax	3-7	0-0	1-0-1	2	6	1	0	0	1	14
Perry McDonald	3-3	0-1	2-0-2	2	6	0	0	0	0	10
Bobby Winston	0-0	0-0	0-0-0	0	0	0	0	0	0	2
Charles Smith	0-0	0-0	0-0-0	1	0	0	0	0	0	3
Team			3-0-3							
TOTALS	28-61	12-17	15-14-29	25	68	17	7	2	5	200

Halftime: Michigan State 32-30

Officials: McJunkin, Moreau and Crowley Attendance: 13,260

#1 KANSAS 96 - #5 MICHIGAN ST. 86 (OT)

March 21, 1986 - Kansas City, Mo.

MICHIGAN STATE	FG-FGA	FT-FTA	O-D-R	PF	TP	A	TO	BS	S	MIN
Vernon Carr, f	7-13	3-6	2-2-4	3	17	3	2	0	0	42
Larry Polec, f	6-7	4-5	5-6-11	5	16	2	3	0	2	39
Barry Fordham, c	7-9	1-3	2-3-5	3	15	0	0	0	0	45
Scott Skiles, g	6-14	8-10	0-2-2	3	20	7	4	0	1	38
Darryl Johnson, g	4-11	2-2	1-3-4	4	10	9	2	0	1	37
Ralph Walker	0-1	2-2	1-2-3	1	2	0	0	0	0	11
Mark Brown	1-2	0-1	1-1-2	1	2	0	0	0	0	7
Carlton Valentine	2-4	0-0	0-1-1	0	4	0	2	0	0	6
Team			3-2-5							
TOTALS	33-61	20-29	15-22-37	20	86	21	13	0	4	225

KANSAS	FG-FGA	FT-FTA	O-D-R	PF	TP	A	TO	BS	S	MIN
Danny Manning, f	7-12	3-3	2-1-3	5	17	0	2	1	1	25
Ron Kellogg, f	7-12	0-0	4-1-5	5	14	2	1	0	0	24
Greg Dreiling, c	3-10	4-7	0-7-7	0	10	1	2	1	0	32
Cedric Hunter, g	4-9	3-4	3-1-4	2	11	10	0	0	3	43
Calvin Thompson, g	10-19	6-9	2-2-4	2	26	4	0	1	0	43
Mark Turgeon	0-1	0-0	0-0-0	2	0	1	1	0	1	7
Archie Marshall	7-12	2-2	7-6-13	2	16	1	1	0	0	31
Chris Piper	1-2	0-0	0-2-2	2	2	1	0	0	1	20
Team			2-0-2							
TOTALS	39-77	18-25	20-20-40	21	96	20	7	3	6	225

Halftime: Kansas 46-37

Officials: Dibler, Armstrong and Pavia Attendance: 16,800

1990 BOX SCORES

Michigan State entered the tournament with its first Big Ten title in 12 years and a No. 1 seed. The Spartans got a scare when No. 16-seed Murray State pushed them to overtime. Steve Smith's 22 points led MSU past UC Santa Barbara, 62-58, in the second round. The Sweet Sixteen featured a match-up of All-America guards with MSU's Smith and Georgia Tech's Kenny Anderson. Anderson scored 17 first-half points, while Smith countered with 16 as Tech held a four-point halftime advantage. After a back-and-forth second half, MSU held a two-point lead with five seconds remaining. With the chance to ice the game, MSU missed the front half of a one-and-one. Anderson came down the floor and hit a 3-point field goal as time expired. The officials conferred and decided Anderson's foot was on the line, sending the game into overtime. Officials, however, missed that Anderson's shot was after the buzzer and should not have counted. Once again, MSU's dreams were dashed by controversy as Georgia Tech won in overtime. Smith finished with 32 points and was named to the All-Region squad.

#1 MICHIGAN ST. 75 - #16 MURRAY ST. 71 (OT)

March 15, 1990 - Knoxville, Tenn.

MICHIGAN STATE	FG-FGA	3FG	FT-FTA	O-D-R	PF	TP	A	TO	BS	S	MIN
Ken Redfield, f	5-11	0-1	1-2	4-7-11	3	11	1	3	0	2	38
Matt Steigenga, f	0-2	0-0	2-2	1-2-3	3	2	1	2	1	0	17
Mike Peplowski, c	1-3	0-0	0-0	1-5-6	3	2	1	1	0	0	26
Steve Smith, g	10-16	0-0	0-0	3-8-11	2	22	4	3	1	0	40
Mark Montgomery, g	2-5	2-5	0-1	1-3-4	0	5	9	3	1	0	34
Kirk Manns	9-18	1-2	0-0	2-1-3	1	21	1	0	0	0	27
Parish Hickman	0-3	3-11	0-0	0-2-2	1	0	1	0	0	1	13
Dwayne Stephens	6-9	0-0	0-0	1-4-5	4	12	2	3	0	0	29
Todd Wolfe	0-0	0-0	0-0	0-0-0	0	0	0	0	0	0	1
Team				1-5-6							
TOTALS	33-67	6-19	3-5	14-37-51	17	75	20	15	3	3	225

MURRAY STATE	FG-FGA	3FG	FT-FTA	O-D-R	PF	TP	A	TO	BS	S	MIN
Sherman Pride, f	0-0	0-0	0-0	0-1-1	1	0	0	0	0	0	13
Chris Odgen, f	1-7	0-0	0-0	1-4-5	4	2	0	0	0	1	37
Popeye Jones, c	15-36	3-7	4-6	6-5-11	2	37	0	0	1	1	45
Paul King, g	2-6	1-3	2-4	2-3-5	2	7	4	1	1	1	45
Frank Allen, g	4-11	2-7	4-4	1-5-6	2	14	4	3	0	0	41
Greg Coble	4-12	1-5	2-2	1-1-2	2	11	3	0	0	1	38
Ismael Rosario	0-0	0-0	0-0	0-1-1	0	0	0	0	0	0	4
Scott Sivills	0-0	0-0	0-0	0-0-0	0	0	0	1	0	0	2
Team				1-1-2							
TOTALS	26-72	7-22	12-16	12-21-33	13	71	11	5	2	4	225

Halftime: Michigan State 33-31

Officials: Lembo, McDonald, Clark.

End of Regulation: 65-65

Attendance: 11,287.

#1 MICHIGAN ST. 62 - #9 UCSB 58

March 17, 1990 - Knoxville, Tenn.

MICHIGAN STATE	FG-FGA	3FG	FT-FTA	O-D-R	PF	TP	A	TO	BS	S	MIN
Ken Redfield, f	2-5	0-0	3-8	2-5-7	1	7	2	4	0	1	33
Matt Steigenga, f	3-4	0-0	2-2	1-3-4	3	8	2	1	0	3	21
Mike Peplowski, c	3-6	0-0	2-4	2-9-11	3	8	0	2	1	1	29
Steve Smith, g	6-15	0-2	9-10	2-4-6	2	21	4	4	0	2	37
Mark Montgomery, g	1-4	0-1	0-1	0-3-3	3	2	2	0	0	0	31
Kirk Manns	1-5	0-2	1-1	1-1-2	1	3	0	2	0	0	17
Parish Hickman	2-2	0-0	1-1	0-2-2	0	5	0	2	1	1	11
Dwayne Stephens	2-3	0-0	4-5	0-3-3	1	8	1	1	0	0	21
Team				2-1-3							
TOTALS	20-44	0-5	22-32	10-31-41	14	62	11	16	2	8	200

UC-SANTA BARBARA	FG-FGA	3FG	FT-FTA	O-D-R	PF	TP	A	TO	BS	S	MIN
Lucius Davis, f	2-6	1-1	1-2	3-2-5	5	6	2	3	0	0	34
Gary Gray, f	3-12	0-0	0-0	3-2-5	3	6	1	4	0	0	36
Eric McArthur, c	3-8	0-0	2-4	3-4-7	4	8	2	2	2	2	28
Carrick DeHart, g	8-20	3-12	4-4	0-1-1	4	23	1	2	1	0	40
Paul Johnson, g	2-5	1-2	1-1	1-2-3	5	6	2	1	0	0	20
Ulysses Akins	2-4	0-0	0-0	1-1-2	3	4	0	1	0	1	11
Idris Jones	1-7	1-5	2-2	2-4-6	3	5	1	0	0	2	17
Mike Meyer	0-0	0-0	0-0	0-4-4	0	0	0	1	1	0	9
Bob Erbst	0-1	0-0	0-0	0-1-1	0	0	0	0	0	1	5
Team				1-3-4							
TOTALS	21-63	6-20	10-13	14-24-38	28	58	9	14	4	6	200

Halftime: Michigan State 25-20

Officials: Lembo, Stupin, Corio

Attendance: 14,153.

#4 GEORGIA TECH 81 - #1 MICHIGAN ST. 80 (OT)

March 23, 1990 - New Orleans, La.

MICHIGAN STATE	FG-FGA	3FG	FT-FTA	O-D-R	PF	TP	A	TO	BS	S	MIN
Ken Redfield, f	3-6	0-1	1-2	2-3-5	4	7	2	2	1	1	36
Matt Steigenga, f	2-9	0-0	0-0	1-3-4	4	4	3	3	0	1	25
Mike Peplowski, c	4-5	0-0	1-1	1-3-4	1	9	1	0	0	0	19
Steve Smith, g	13-22	3-5	3-4	1-4-5	0	32	6	4	0	2	44
Mark Montgomery, g	2-5	1-1	0-0	1-0-1	5	5	2	3	1	1	29
Kirk Manns	0-3	0-1	0-0	0-1-1	1	0	0	1	0	0	12
Parish Hickman	6-9	0-0	1-1	1-9-10	2	13	0	1	2	0	25
Dwayne Stephens	3-6	0-0	4-4	3-2-5	0	10	2	0	0	0	35
Team				1-3-4							
TOTALS	33-65	4-8	10-12	11-28-39	17	80	16	14	4	5	225

GEORGIA TECH	FG-FGA	3FG	FT-FTA	O-D-R	PF	TP	A	TO	BS	S	MIN
Dennis Scott, f	7-22	2-10	2-2	1-8-9	3	18	1	3	0	1	45
Malcolm Mackey, f	3-6	0-0	0-2	4-3-7	3	6	0	0	2	0	25
Johnny McNeil, c	4-6	0-0	4-4	1-5-6	5	12	0	1	0	0	37
Kenny Anderson, g	13-23	3-8	2-3	3-1-4	0	31	3	2	0	3	46
Brian Oliver, g	4-10	0-4	3-4	0-1-1	4	11	1	2	0	1	43
Karl Brown	1-2	1-1	0-0	1-0-1	3	3	1	1	0	2	29
Team				2-4-6							
TOTALS	32-69	6-23	11-15	12-22-34	18	81	6	9	2	7	225

Halftime: Georgia Tech 39-35

Regulation Score: 75-75

Officials: Clougherty, Tanco, Range

Attendance: 18,172.

1991 BOX SCORES

Michigan State entered the NCAA Tournament as a No. 5 seed with All-America guard Steve Smith leading the way. In the first round, the Spartans needed a last-second jumper by Smith to give MSU a 60-58 victory over UW-Green Bay. Against fourth-seeded Utah, despite 28 points from Smith, the Spartans fell, 85-84.

#5 MICHIGAN ST. 60 - #12 UW-GREEN BAY 58

March 15, 1991 - Tucson, Ariz.

MICHIGAN STATE	FG-FGA	3FG	FT-FTA	O-D-R	PF	TP	A	TO	BS	S	MIN
Dwayne Stephens, f	3-6	0-0	0-0	0-1-1	3	6	3	2	1	0	35
Matt Steigenga, f	5-9	0-0	2-2	1-1-2	0	12	0	0	1	0	32
Mike Peplowski, c	5-8	0-0	2-2	5-7-12	1	12	1	0	1	0	33
Mark Montgomery, g	0-3	0-2	0-0	0-1-1	5	0	4	1	1	0	30
Steve Smith, g	7-15	3-7	2-3	0-5-5	1	19	1	3	0	0	33
Jon Zulauf	2-2	0-0	0-0	2-0-2	0	4	0	0	0	0	11
Parish Hickman	2-4	0-0	0-0	1-0-1	0	4	0	0	0	0	12
Andy Penick	1-2	1-1	0-0	0-0-0	0	13	4	0	0	0	13
Kris Weshinsky	0-0	0-0	0-0	0-0-0	0	0	0	0	0	0	1
Team				1-1-2							
TOTALS	25-49	4-10	6-7	10-16-26	10	60	13	6	4	0	200

UW-GREEN BAY	FG-FGA	3FG	FT-FTA	O-D-R	PF	TP	A	TO	BS	S	MIN
Dean Vander Plas, f	6-11	1-2	4-4	0-1-1	0	17	0	0	0	0	34
Ben Johnson, f	1-4	1-2	0-0	2-2-4	3	3	1	0	0	0	30
Jeremy Ludvigson, c	1-2	0-0	1-1	1-1-2	1	3	0	0	0	0	26
John Martinez, g	3-8	2-4	2-2	1-1-2	1	10	3	1	0	1	30
Tony Bennett, g	3-12	3-7	0-0	0-2-2	4	9	10	4	0	1	32
Logan Vander Velden	0-0	0-0	0-0	1-0-1	0	0	0	0	0	0	11
Scott LeMoine	0-0	0-0	0-0	0-1-1	1	0	0	1	0	0	7
Dean Rondorf	6-8	4-5	0-0	1-2-3	0	16	1	0	0	0	30
Team				2-4-6							
TOTALS	20-45	11-20	7-7	8-14-22	10	58	15	6	0	2	200

Halftime: UW-Green Bay, 35-30

Officials: Rutledge, Dodge, Foxcraft

Attendance: 13,367

#4 UTAH 85 - #5 MICHIGAN ST. 84 (2OT)

March 17, 1991 - Tucson, Ariz.

MICHIGAN STATE	FG-FGA	3FG	FT-FTA	O-D-R	PF	TP	A	TO	BS	S	MIN
Matt Steigenga, f	7-14	1-2	2-2	4-2-6	5	17	2	3	0	0	31
Dwayne Stephens, f	2-3	0-0	2-2	1-4-5	3	6	2	4	0	4	41
Mike Peplowski, c	7-11	0-0	0-2	6-5-11	4	14	2	2	0	0	32
Mark Montgomery, g	4-9	1-2	0-0	1-6-7	5	9	7	2	1	2	40
Steve Smith, g	10-21	3-8	5-6	0-5-5	4	28	4	2	0	1	47
Parish Hickman	1-3	0-0	0-0	0-2-2	1	2	0	1	1	0	25
Jon Zulauf	1-4	0-0	0-0	3-0-3	2	2	2	0	0	1	6
Andy Penick	1-7	0-2	4-5	0-2-2	2	6	0	1	0	0	26
Kris Weshinsky	0-0	0-0	0-0	0-0-0	0	0	0	0	0	0	2
Team				1-1-2							
TOTALS	33-72	5-14	13-17	16-27-43	28	84	19	15	2	8	250

UTAH	FG-FGA	3FG	FT-FTA	O-D-R	PF	TP	A	TO	BS	S	MIN
Josh Grant, f	10-17	3-6	6-8	3-7-10	2	29	4	3	0	5	43
M'Kay McGrath, f	1-1	0-0	1-2	1-1-2	4	3	1	1	0	0	21
Walter Watts, c	3-9	0-0	8-16	4-6-10	0	14	0	0	0	0	36
Tyrone Tate, g	3-5	0-0	0-0	0-0-0	2	6	5	0	0	1	29
Byron Wilson, g	3-7	1-4	1-2	0-1-1	5	8	2	2	1	1	27
Paul Afeaki	1-4	0-0	3-4	4-2-6	2	5	0	1	0	0	14
Jimmy Soto	3-8	2-4	8-12	0-2-2	4	16	2	1	0	1	35
Phil Dixon	0-4	0-3	0-0	0-0-0	0	0	1	1	0	0	13
Craig Rydallch	1-4	1-4	1-2	0-2-2	1	3	0	3	0	2	28
Barry Howard	0-0	0-0	0-0	0-1-1	0	0	0	0	0	0	4
Team											
TOTALS	25-59	7-21	28-46	12-24-36	20	85	15	12	1	10	250

Halftime: MSU 33-29

End of Regulation: 64-64

First Overtime: 75-75

Officials: Bob Donato, Paul Kaster, Sam Croft

Attendance: 13,497

1992 BOX SCORES

Michigan State earned a bid to the NCAA Tournament for the third-straight year for the first time in school history. In their first-round game, the fifth-seeded Spartans defeated Southwest Missouri State behind 17 points from Dwayne Stephens. In the second round, MSU held Cincinnati star Nick Van Exel to six points, but shot just 38.4 percent from the field, falling to the Bearcats, 77-65.

#5 MICHIGAN ST. 61 - #12 SW MISSOURI ST. 54

March 20, 1992 - Dayton, Ohio

MICHIGAN STATE	FG-FGA	3FG	FT-FTA	O-D-R	PF	TP	A	TO	BS	S	MIN
Dwayne Stephens, f	6-10	0-1	5-7	3-5-8	0	17	1	1	0	0	35
Matt Steigenga, f	3-5	0-0	5-8	3-5-8	3	11	1	1	1	0	25
Anthony Miller, c	0-2	0-0	0-0	1-2-3	2	0	1	0	1	0	13
Mark Montgomery, g	2-8	0-3	3-5	1-4-5	3	7	4	4	1	0	33
Shawn Respert, g	1-4	0-1	1-1	0-1-1	3	3	1	3	0	1	30
John Zulauf	2-2	0-0	1-2	2-1-3	2	5	0	0	0	0	10
Mike Peplowski	4-6	0-0	1-2	1-4-5	3	9	2	1	0	0	25
Kris Weshinsky	4-9	0-2	1-1	1-2-3	1	9	1	1	1	0	26
Eric Snow	0-0	0-0	0-0	0-0-0	0	0	0	1	0	0	3
Team				2-1-3							
TOTALS	22-46	0-7	17-26	14-25-39	17	61	11	12	4	1	200

SW MISSOURI STATE	FG-FGA	3FG	FT-FTA	O-D-R	PF	TP	A	TO	BS	S	MIN
Lester Turner, f	0-0	0-0	0-0	0-0-0	0	0	0	0	0	0	3
Andre Rigsby, f	4-10	0-1	0-0	0-2-2	3	8	0	0	0	1	32
Clint Thomas, c	1-2	0-0	2-3	4-2-6	3	4	0	0	0	0	23
Jackie Crawford, g	4-14	1-8	7-7	1-2-3	5	16	7	3	0	1	38
Johnny Murdoch, g	4-11	0-3	0-0	1-1-2	3	8	0	1	0	0	31
Rodney Perry	1-4	0-0	0-2	0-0-0	3	2	1	1	0	1	17
Tony Graves	3-8	0-0	6-8	1-5-6	4	12	0	4	2	0	32
Tim Axley	1-1	0-0	0-0	0-2-2	2	2	0	0	1	0	19
Anthony Edwards	0-0	0-0	0-0	0-1-1	0	0	0	0	0	0	3
Yuseff Washington	1-1	0-0	0-0	0-1-1	0	2	0	0	0	0	2
Team				2-1-3							
TOTALS	19-51	1-12	15-20	9-17-26	23	54	8	9	3	3	200

Halftime: Southwest Missouri State 24-23

Officials: Larry Lembo, James Howell, Stanley Rote

Attendance: 13,007.

#4 CINCINNATI 77 - #5 MICHIGAN ST. 65

March 22, 1992 - Dayton, Ohio

MICHIGAN STATE	FG-FGA	3FG	FT-FTA	O-D-R	PF	TP	A	TO	BS	S	MIN
Matt Steigenga, f	0-4	0-2	0-0	1-1-2	3	0	0	3	0	0	19
Dwayne Stephens, f	5-11	2-6	3-3	0-6-6	3	15	1	3	0	0	38
Mike Peplowski, c	1-4	0-0	0-0	1-2-3	3	2	1	0	0	0	22
Mark Montgomery, g	3-6	1-4	0-0	1-3-4	4	7	9	2	0	0	36
Shawn Respert, g	9-17	4-6	5-6	2-0-2	2	27	1	2	0	1	38
Jon Zulauf	0-1	0-0	4-4	2-1-3	1	4	1	2	0	0	10
Anthony Miller	1-4	0-0	5-5	1-2-3	3	7	1	1	0	0	20
Kris Weshinsky	1-5	1-3	0-0	2-0-2	4	3	1	1	0	0	17
Team				1-2-3							
TOTALS	20-52	8-21	17-18	11-17-28	22	65	15	14	0	1	200

CINCINNATI	FG-FGA	3FG	FT-FTA	O-D-R	PF	TP	A	TO	BS	S	MIN
Terry Nelson, f	1-1	0-0	2-2	0-0-0	2	4	0	1	0	0	11
Herb Jones, f	3-7	1-2	8-13	3-4-7	4	15	2	2	0	3	35
Corie Blount, c	6-10	0-0	2-3	2-5-7	3	14	2	2	1	0	24
Anthony Buford, g	7-11	3-4	4-5	0-4-4	2	21	3	1	0	1	33
Nick Van Exel, g	1-9	0-7	4-4	1-1-2	3	6	5	3	0	1	28
Allen Jackson	1-2	0-1	0-0	1-1-2	1	2	1	1	0	0	12
Tarrance Gibson	1-3	0-1	1-2	0-2-2	0	3	0	0	0	0	14
Erik Martin	3-7	0-0	1-2	4-4-8	1	7	0	1	1	0	25
Jeff Scott	2-4	0-0	1-2	4-0-4	2	5	2	0	0	1	18
Team				3-0-3							

2010-11 SPARTAN BASKETBALL

#7 MICHIGAN ST. 84 - #10 SETON HALL 73

March 18, 1994 - St. Petersburg, Fla.

MICHIGAN STATE	FG-FGA	3FG	FT-FTA	O-D-R	PF	TP	A	TO	BS	S	MIN
Daimon Beathea, f	3-6	1-1	2-2	3-2-5	4	9	1	2	0	1	18
Quinton Brooks, f	2-7	0-0	0-0	0-1-1	4	4	1	0	0	2	23
Anthony Miller, c	5-7	0-0	3-6	3-4-7	3	13	0	1	0	0	30
Eric Snow, g	5-5	1-4	4-5	0-0-0	3	15	6	3	0	5	39
Shawn Respert, g	5-15	8-13	13-14	1-3-4	2	25	3	5	0	1	34
Kris Weshinsky	5-8	0-2	2-2	0-2-2	3	12	1	1	0	3	29
Jon Garavaglia	3-4	0-0	0-0	2-4-6	0	6	1	0	0	0	17
Jamie Feick	0-0	0-0	0-0	0-0-0	1	0	1	0	0	0	10
Team			0-2-2								
TOTALS	28-52	4-10	24-29	9-18-27	20	84	14	12	0	12	200

SETON HALL	FG-FGA	3FG	FT-FTA	O-D-R	PF	TP	A	TO	BS	S	MIN
Adrian Griffin, f	3-8	0-0	5-6	1-5-6	4	11	4	4	0	3	31
Darrell Mims, f	3-4	0-0	0-0	3-2-5	2	6	0	1	0	0	28
Arturas Kamishovas, c	4-7	1-3	14-15	2-8-10	2	23	2	3	2	1	39
Bryan Caver, g	6-10	1-4	4-5	0-1-1	6	17	1	3	0	0	27
Dwight Brown, g	0-2	0-1	3-3	0-0-0	5	3	0	1	0	1	24
John Leahy	1-1	1-1	1-2	1-0-1	1	4	1	1	1	2	20
Chris Davis	1-2	0-0	0-0	0-1-1	2	2	0	0	0	0	4
Tcharka Shipp	2-3	0-0	0-0	0-0-0	1	4	0	0	1	0	10
Andre Brown	1-7	0-4	1-2	1-0-1	2	3	3	1	0	1	17
Team			0-0-0								
TOTALS	21-44	3-13	28-33	8-17-25	24	73	11	14	4	8	200

Halftime: Michigan State 32-31

Officials: Charles Range, Gary Marcum, Daniel Cahill Attendance: 24,719.

#2 DUKE 85 - #7 MICHIGAN STATE 74

March 20, 1994 - St. Petersburg, Fla.

MICHIGAN STATE	FG-FGA	3FG	FT-FTA	O-D-R	PF	TP	A	TO	BS	S	MIN
Daimon Beathea, f	2-5	0-0	0-0	1-1-2	4	4	1	2	0	3	28
Quinton Brooks, f	4-5	1-1	8-9	0-2-2	5	17	0	3	0	0	25
Anthony Miller, c	4-5	0-0	2-3	2-8-10	3	10	0	2	0	2	29
Eric Snow, g	4-6	0-1	2-5	2-3-5	4	10	6	4	0	3	36
Shawn Respert, g	8-14	1-5	5-5	0-3-3	3	22	4	8	0	1	35
Kris Weshinsky	3-7	1-2	0-0	0-1-1	3	7	2	2	0	0	22
Jon Garavaglia	0-1	0-1	0-0	0-0-0	2	0	0	0	0	0	6
Jamie Feick	2-2	0-0	0-0	2-1-3	1	4	1	1	0	0	14
David Hart	0-0	0-0	0-0	0-0-0	0	0	0	0	0	0	1
Mark Prylow	0-0	0-0	0-0	0-0-0	0	0	0	0	0	0	1
Steve Nicodemus	0-0	0-0	0-0	0-0-0	0	0	0	0	0	0	1
Steve Polonowski	0-1	0-1	0-0	0-0-0	0	0	0	0	0	0	1
Eric Qualman	0-0	0-0	0-0	0-0-0	0	0	0	0	0	0	1
Team			1-0-1								
TOTALS	27-46	3-11	17-22	8-19-27	25	74	14	22	0	9	200

DUKE	FG-FGA	3FG	FT-FTA	O-D-R	PF	TP	A	TO	BS	S	MIN
Antonio Lang, f	5-7	0-0	6-9	7-2-9	2	16	0	3	0	2	35
Grant Hill, f	9-20	1-3	6-9	1-4-5	3	25	7	2	0	4	36
Cherokee Parks, c	8-15	0-0	8-8	4-5-9	3	24	1	0	1	3	31
Jeff Capel, g	3-4	0-1	3-5	0-1-1	4	9	5	1	0	4	30
Chris Collins, g	1-7	0-4	0-0	0-1-1	1	2	0	2	0	2	31
Marty Clark	2-3	1-1	2-2	1-1-2	2	7	1	4	0	1	23
Carmen Wallace	1-1	0-0	0-0	0-0-0	1	2	0	0	0	0	1
Erik Meek	0-1	0-0	0-0	0-0-0	3	0	0	0	0	0	7
Joey Beard	0-0	0-0	0-0	0-0-0	0	0	0	0	0	0	2
Greg Newton	0-0	0-0	0-0	0-0-0	0	0	0	0	0	1	4
Team			1-0-1								
TOTALS	29-58	2-9	25-33	14-14-28	19	85	14	12	1	17	200

Halftime: Duke 35-31

Officials: Danny Hall, Gary Marcum, Charles Range Attendance: 26,102.

1995 BOX SCORES

MSU entered the 1995 NCAA Tournament led by the "Fire & Ice" combination of seniors Shawn Respert and Eric Snow. The tournament also marked the final appearance for 19-year head coach Jud Heathcote. The Spartans entered as the third seed and played little-known Weber State in their first-round game. MSU dominated in the first half and led by nine at the half, but MSU went cold in the second half, allowing Weber State to pull off the upset and end the MSU basketball careers of Heathcote, Respert and Snow. Heathcote took nine teams to the NCAA Tournament, posting a 14-8 record.

#14 WEBER ST. 79 - #3 MICHIGAN ST. 72

March 17, 1995 - Tallahassee, Fla.

MICHIGAN STATE	FG-FGA	3FG	FT-FTA	O-D-R	PF	TP	A	TO	BS	S	MIN
Jon Garavaglia, f	1-2	0-1	0-0	0-6-6	2	2	0	2	0	0	24
Quinton Brooks, f	4-6	0-0	2-4	1-4-5	4	10	1	1	0	2	28
Jamie Feick, c	5-5	0-0	1-4	1-3-4	4	11	0	1	0	0	26
Eric Snow, g	4-7	0-0	1-3	1-5-6	5	9	8	5	0	1	36
Shawn Respert, g	10-23	7-17	1-1	1-3-4	5	28	3	5	0	1	37
Ray Weathers	1-3	0-1	0-0	0-1-1	1	2	1	0	0	1	15
Andy Penick	2-3	2-3	0-0	0-0-0	1	6	0	0	0	0	14
Mark Prylow	0-0	0-0	0-0	0-0-0	0	0	0	0	0	0	1
Daimon Beathea	2-4	0-0	0-2	0-2-2	1	4	1	2	0	1	19
Team			0-1-1								
TOTALS	29-53	9-22	5-14	4-25-29	21	72	14	16	0	6	200

WEBER STATE	FG-FGA	3FG	FT-FTA	O-D-R	PF	TP	A	TO	BS	S	MIN
Kirk Smith, f	1-2	0-0	5-6	1-1-2	4	7	0	1	1	0	18
Jimmy DeGraffenried, f	5-11	4-8	1-2	0-5-5	1	15	1	2	0	0	32
Jeff Lentfer, c	0-0	0-0	0-2-2	0	0	0	1	1	2	2	25
Ruben Nembhard, g	9-20	2-8	7-8	2-3-5	4	27	2	5	0	4	40
Lewis Lofton, g	6-12	2-4	0-0	1-2-3	4	14	2	0	0	2	40
Justyn Tebbis	3-7	2-3	0-0	0-1-1	1	8	0	1	0	0	17
Justin Nielson	0-0	0-0	0-0	1-0-1	1	0	0	0	0	0	5
Andy Smith	4-9	0-2	0-1	3-6-9	0	8	1	2	2	1	23
Team			1-1-2								
TOTALS	28-61	10-25	13-17	9-21-30	15	79	6	13	4	9	200

Halftime: Michigan State 46-37

Officials: Rusty Hall, James Haney, Leroy Hendricks Attendance: 13,000.

1998 BOX SCORES

The Spartans made their first NCAA Tournament appearance under Tom Izzo in 1998. Michigan State entered the tournament as the Big Ten Champions and the fourth seed in the East Regional. In their first game, the Spartans faced in-state rival Eastern Michigan. Coming into the NCAA Tournament with two straight losses, including being upset in the Big Ten Tournament quarterfinals, some experts thought MSU would suffer another loss. The Spartans, however, jumped ahead early and controlled the game throughout, winning 83-71. Next up was Princeton as MSU tried to earn its first trip to the Sweet Sixteen in eight years. Behind 27 points from Mateen Cleaves, MSU pulled away in the second half to earn a 63-56 victory. This gave the Spartans a matchup with top-seed North Carolina in the Tar Heels' backyard of Greensboro. Ultimately, UNC had too many weapons in a 73-58 Spartan defeat.

#4 MICHIGAN ST. 83 - #13 EASTERN MICHIGAN 71

March 12, 1998 - Hartford, Conn.

MICHIGAN STATE	FG-FGA	3FG	FT-FTA	O-D-R	PF	TP	A	TO	BS	S	MIN
Antonio Smith, f	1-5	0-0	4-6	3-6-9	1	6	3	2	1	0	33
Jason Klein, f	2-8	2-5	1-2	0-0-0	2	7	1	1	0	0	31
Andre Hutson, c	3-7	0-0	7-8	5-5-10	1	13	0	1	1	1	30
Mateen Cleaves, g	7-14	2-7	4-4	1-1-2	3	20	3	1	0	1	35
Charlie Bell, g	7-12	1-1	7-8	5-4-9	2	22	0	1	0	0	29
Lorenzo Guess	0-0	0-0	0-0	0-0-0	0	0	0	0	0	0	1
David Thomas	0-0	0-0	0-0	0-0-0	0	0	0	0	0	0	2
Doug Davis	2-2	0-0	0-0	0-1-1	0	4	0	0	0	0	5
Morris Peterson	4-6	1-2	0-0	2-2-4	2	9	0	1	0	1	17
A.J. Granger	0-0	0-0	0-0	0-1-0	0	0	1	0	0	0	5
DuJuan Wiley	1-5	0-0	0-2	1-2-3	1	2	2	0	0	0	12
Team			2-2-4								
TOTALS	27-59	6-15	23-30	19-24-43	12	83	10	10	2	3	200

EASTERN MICHIGAN	FG-FGA	3FG	FT-FTA	O-D-R	PF	TP	A	TO	BS	S	MIN
Jon Zajac, f	5-8	0-0	0-0	3-1-4	4	10	1	1	1	0	33
Avin Howard, f	0-0	0-0	0-0	0-0-0	2	0	0	0	0	0	10
Nkechi Ezugwu, c	0-2	0-0	0-0	0-2-2	3	0	0	0	1	1	20
Derrick Dial, g	11-22	1-6	6-7	5-3-8	4	29	1	3	0	2	40
Earl Boykins, g	6-21	1-9	5-5	0-4-4	0	18	1	2	0	1	40
James Head	4-9	0-3	0-0	3-2-5	3	8	2	0	1	1	33
Sharif Fordham	1-2	0-0	0-0	1-0-1	2	2	1	1	0	0	7
Corey Tarrant	1-3	0-1	0-0	2-0-2	4	2	3	0	1	0	11
Ajani Williams	1-3	0-0	0-0	1-1-2	0	2	1	1	0	0	6
Team			3-3-6								
TOTALS	29-70	2-19	11-12	18-16-34	23	71	10	8	4	5	200

Halftime: Michigan State 43-35

Officials: John Clougherty, David Hall, Stanley Richards Attendance: 16,105.

#4 MICHIGAN ST. 63 - #5 PRINCETON 56

March 14, 1998 - Hartford, Conn.

MICHIGAN STATE	FG-FGA	3FG	FT-FTA	O-D-R	PF	TP	A	TO	BS	S	MIN
Antonio Smith, f	2-2	0-0	2-2	1-4-5	3	6	1	0	0	0	26
Jason Klein, f	2-3	0-1	0-0	2-3-5	1	4	0	2	0	1	30
Andre Hutson, c	4-5	0-0	0-0	1-3-4	3	8	1	3	0	0	24
Mateen Cleaves, g	9-13	3-5	6-9	0-9-9	2	27	5	7	0	2	37
Charlie Bell, g	2-7	1-1	1-2	1-2-3	2	6	1	3	0	0	28
David Thomas	0-1	0-0	0-0	2-1-3	2	0	0	0	0	0	10
Doug Davis	0-0	0-0	0-0	0-1-1	0	0	0	1	0	0	3
Morris Peterson	0-1	0-1	4-4	0-4-4	3	4	0	2	0	1	14
A.J. Granger	0-1	0-0	2-2	0-3-3	2	2	3	1	0	0	14
DuJuan Wiley	3-6	0-0	0-0	0-1-1	2	6	0	2	1	1	14
Team				1-0-1							
TOTALS	22-39	4-8	15-19	8-31-39	20	63	11	22	1	5	200

PRINCETON	FG-FGA	3FG	FT-FTA	O-D-R	PF	TP	A	TO	BS	S	MIN
James Mastaglio, f	2-8	0-6	0-1	1-5-6	4	4	3	0	0	3	39
Gabe Lewullis, f	4-12	1-6	4-8	2-1-3	4	13	0	1	0	4	39
Steve Goodrich, c	7-14	1-6	3-5	0-1-1	3	18	3	1	2	3	39
Brian Earl, g	5-13	5-10	0-0	1-1-2	4	15	2	2	0	3	40
Mitch Henderson, g	2-3	0-0	2-4	0-1-1	2	6	2	3	0	2	40
Nathan Walton	0-0	0-0	0-0	0-0-0	0	0	0	0	0	0	1
Phil Belin	0-0	0-0	0-0	0-0-0	0	0	0	0	0	0	1
Mason Rocca	0-0	0-0	0-0	0-0-0	0	0	0	0	0	0	1
Team				0-2-2							
TOTALS	20-50	7-28	9-18	4-11-15	17	56	10	7	2	15	200

Halftime: Michigan State 33-31

Officials: John Clougherty, Ted Valentine, Mark Reischling Attendance: 16,105.

#1 NORTH CAROLINA 73 - #4 MICHIGAN ST. 58

March 19, 1998 - Greensboro, N.C.

MICHIGAN STATE	FG-FGA	3FG	FT-FTA	O-D-R	PF	TP	A	TO	BS	S	MIN
Antonio Smith, f	0-4	0-0	4-4	2-5-7	4	4	0	0	0	0	28
Jason Klein, f	2-11	2-8	0-0	0-2-2	2	6	1	0	0	0	23
Andre Hutson, c	2-6	0-0	0-0	1-2-3	4	4	1	0	1	0	26
Mateen Cleaves, g	7-21	2-9	2-3	2-2-4	4	18	5	2	0	2	39
Charlie Bell, g	5-7	2-3	1-1	3-1-4	2	13	2	0	0	0	25
Morris Peterson	3-11	0-3	3-4	3-0-3	3	9	1	2	1	1	23
DuJuan Wiley	2-6	0-0	0-0	2-1-3	2	4	0	0	1	0	19
David Thomas	0-0	0-0	0-0	0-1-1	0	0	0	1	0	0	7
A.J. Granger	0-2	0-2	0-0	1-1-2	1	0	0	0	0	1	6
Steve Cherry	0-0	0-0	0-0	0-0-0	0	0	0	0	0	0	1
Doug Davis	0-0	0-0	0-0	0-0-0	0	0	0	0	0	0	1
Lorenzo Guess	0-0	0-0	0-0	0-0-0	0	0	0	0	0	0	1
Ken Miller	0-0	0-0	0-0	0-0-0	0	0	0	0	0	0	1
Team				2-2-4							
TOTALS	21-68	6-25	10-12	16-17-33	22	58	10	5	3	4	200

NORTH CAROLINA	FG-FGA	3FG	FT-FTA	O-D-R	PF	TP	A	TO	BS	S	MIN
Ademola Okulaja, f	0-4	0-1	0-0	2-2-4	4	0	1	1	0	0	29
Vince Carter, f	7-13	0-2	6-8	7-3-10	1	20	0	1	1	0	31
Antawn Jamison, c	7-15	0-0	6-11	5-9-14	2	20	0	0	1	1	34
Shammod Williams, g	7-13	2-6	2-2	1-8-9	1	18	2	4	1	0	33
Ed Cota, g	3-7	0-0	5-6	0-2-2	2	11	8	3	0	0	33
Makhtar Ndiaye	2-6	0-1	0-0	4-3-7	3	4	0	2	1	0	29
Brad Frederick	0-0	0-0	0-0	0-0-0	0	0	0	0	0	0	2
Brendan Haywood	0-0	0-0	0-0	0-1-1	0	0	0	0	0	0	4
Brian Bersticker	0-0	0-0	0-0	0-0-0	0	0	0	0	0	0	1
Max Owens	0-0	0-0	0-0	0-0-0	0	0	0	0	0	0	1
Michael Brooker	0-0	0-0	0-0	0-0-0	0	0	0	0	0	0	1
Terrence Newby	0-1	0-0	0-0	0-0-0	0	0	0	0	0	0	1
Scott Williams	0-0	0-0	0-0	0-0-0	0	0	0	0	0	0	1
Team				2-2-4							
TOTALS	26-59	2-10	19-27	21-30-51	13	73	11	11	4	1	200

Halftime: North Carolina 38-24

Officials: Tim Higgins, Jim Haney, Reggie Greenwood Attendance: 23,235.

1999 BOX SCORES

Michigan State returned to the NCAA Tournament in 1999 with loftier aspirations. For just the second time in school history, MSU was a No. 1 seed. The Spartans easily handled Mount St. Mary's in the first round, 76-53. The second round was more of a challenge, as the Spartans fought off a stubborn Mississippi squad, 74-66. In the Sweet Sixteen, State took on Oklahoma in a defensive struggle, pulling away late for a 54-46 victory. In the Regional Final, MSU played national power and defending National Champion Kentucky. Twenty-one years earlier, the Wildcats kept MSU out of the Final Four, defeating the Spartans in the 1978 Regional Final. MSU fell behind early, 17-4, but rallied to close the gap to one at the half. The comeback was completed in the second half as Morris Peterson's 19 points and 10 rebounds led four players in double figures. The Midwest Region's Most Outstanding Player, Peterson knocked down six straight free throws in the last 30 seconds to clinch a 73-66 win. Peterson was joined on the All-Regional team by A.J. Granger and Mateen Cleaves. In its first Final Four appearance since 1979, MSU took on Duke in the semifinal game. The Blue Devils led by only two at halftime, but cold shooting doomed MSU in the second half, falling

#1 MICHIGAN ST. 76 - #16 MT. ST. MARY'S 53

March 12, 1999 - Milwaukee, Wis.

MICHIGAN STATE	FG-FGA	3FG	FT-FTA	O-D-R	PF	TP	A	TO	BS	S	MIN
Antonio Smith, f	5-8	0-0	4-4	4-8-12	3	14	0	2	0	1	18
Jason Klein, f	4-9	1-5	0-0	4-4-8	1	9	4	1	0	1	25
Andre Hutson, c	3-3	0-0	5-6	1-1-2	5	11	1	2	1	2	20
Mateen Cleaves, g	3-8	1-4	1-1	0-1-1	3	8	8	1	0	1	25
Charlie Bell, g	3-6	0-1	0-0	1-2-3	1	6	0	3	0	1	19
Thomas Kelley	1-5	1-2	0-0	0-1-1	0	3	1	1	1	2	21
Lorenzo Guess	1-2	0-1	0-0	0-1-1	0	2	0	1	0	0	6
Steve Cherry	0-1	0-0	0-0	1-0-1	0	0	0	0	0	0	2
Doug Davis	0-1	0-1	0-0	0-0-0	1	0	2	2	0	0	11
Brandon Smith	0-0	0-0	0-0	0-0-0	0	0	0	1	0	0	4
Morris Peterson	4-8	0-1	0-0	3-9-12	4	8	1	4	2	1	24
A.J. Granger	5-7	1-1	4-4	2-3-5	1	8	2	1	1	1	25
Team				0-0-0							
TOTALS	29-58	4-16	14-15	16-30-46	19	76	19	19	5	10	200

MT. ST. MARY'S	FG-FGA	3FG	FT-FTA	O-D-R	PF	TP	A	TO	BS	S	MIN
Robert Balgac, f	0-1	0-0	0-0	1-0-1	1	0	1	1	1	0	13
Tony Hayden, f	1-5	1-3	0-0	1-3-4	1	3	2	1	0	0	29
Melvin Whitaker, c	5-14	0-2	3-4	1-3-4	4	13	0	1	0	2	34
Gregory Harris, g	4-13	1-4	3-4	1-1-2	2	12	2	3	0	4	38
Aaron Herbert, g	3-7	3-4	3-4	0-2-2	2	12	3	3	0	2	28
Newton Gayle	0-2	0-0	1-2	0-0-0	3	10	0	1	0	1	8
Eric Bethel	0-2	0-1	0-0	0-2-2	1	0	2	2	0	0	10
Jerry Lloyd	0-1	0-0	0-0	0-1-1	0	0	1	0	0	1	3
Stephen Moore	1-1	1-1	0-0	0-0-0	0	3	1	0	0	0	1
Terrence Wilson	1-3	1-2	3-4	0-1-1	0	6	0	2	0	0	23
Jason Grace	1-1	1-1	0-0	0-0-0	0	3	0	0	0	0	1
Todd Kessler	0-0	0-0	0-0	0-0-0	1	0	0	0	1	0	4
Konata Springer	0-0	0-0	0-0	1-0-1	2	0	0	0	0	0	8
Team				3-1-4							
TOTALS	16-50	8-18	13-18	8-14-22	17	53	12	15	2	10	200

Halftime: Michigan State 38-24

Officials: Larry Rose, Rich Sanfillipo, Mike Wood

Attendance: 18,525.

#1 MICHIGAN ST. 74 - #9 MISSISSIPPI 66

March 14, 1999 - Milwaukee, Wis.

MICHIGAN STATE	FG-FGA	3FG	FT-FTA	O-D-R	PF	TP	A	TO	BS	S	MIN
Antonio Smith	4-6	0-0	1-3	3-5-8	2	9	0	3	0	0	35
Morris Peterson	4-9	0-0	3-5	5-3-8	2	11	3	1	2	1	30
Andre Hutson	4-7	0-0	5-5	3-1-4	3	13	0	0	1	0	24
Mateen Cleaves	7-14	1-4	3-4	0-1-1	1	18	7	6	0	3	37
Jason Klein	1-5	0-1	4-4	2-3-5	2	6	0	1	0	0	28
Thomas Kelley	0-3	0-0	1-2	0-3-3	0	1	0	0	0	0	9
Charlie Bell	2-2	1-1	0-0	0-0-0	3	5	1	1	0	0	14
Doug Davis	0-1	0-0	2-2	0-0-0	0	2	0	0	0	0	3
A.J. Granger	3-6	1-2	2-2	1-2-3	4	9	0	2	1	2	20
Team				3-1-4							
TOTALS	25-53	3-8	21-27	17-19-36	17	74	11	15	4	6	200

MISSISSIPPI	FG-FGA	3FG	FT-FTA	O-D-R	PF	TP	A	TO	BS	S	MIN
Jason Smith	7-13	0-1	4-4	1-2-3	3	18	0	4	1	5	36
Marcus Hicks	6-10	0-0	4-6	5-2-7	3	16	1	2	3	0	30
Jason Flanigan	0-2	0-0	2-2	0-2-2	2	2	2	0	0	0	23
Michael White	1-4	1-3	1-2	0-0-0	2	4	1	4	0	2	30
Keith Carter	4-12	1-8	1-3	4-4-8	2	10	3	1	0	0	39
Hunter Carpenter	1-3	1-3	0-0	0-1-1	0	3	0	0	0	0	1
Jason Harrison	2-4	1-2	2-2	0-0-0	1	7	4	2	0	2	20
Matt Pruitt	0-0	0-0	0-0	0-0-0	0	0	0	0	0	0	1
Darrian Brown	1-3	0-2	0-0	2-0-2	2	2	0	0	0	0	4
Lataryl Williams	0-2	0-1	0-0	0-1-1	0	0	0	0	0	0	5
Rahim Lockhart	2-3	0-0	0-0	0-0-0	4	4	0	1	0	1	10
John Engstrom	0-0	0-0	0-0	1-0-1	0	0	0	0	0	0	1
Team				1-3-4							
TOTALS	24-56	4-20	14-19	14-15-29	20	66	11	15	4	10	200

Halftime: Michigan State 32-29

Officials: Dick Paparo, Charlie Range, Stanley Reynolds

Attendance: 18,525

#1 MICHIGAN ST. 54 - #13 OKLAHOMA 46

March 19, 1999 - St. Louis, Mo.

MICHIGAN STATE	FG-FGA	3FG	FT-FTA	O-D-R	PF	TP	A	TO	BS	S	MIN
Antonio Smith, f	0-1	0-0	0-0	2-5-7	4	0	0	1	0	1	23
Andre Hutson, f	3-3	0-0	6-10	3-2-5	1	12	0	3	0	0	30
Jason Klein, f	1-5	1-3	0-0	0-0-0	1	3	2	1	1	1	22
Mateen Cleaves, g	3-14	0-4	3-4	0-2-2	4	9	2	6	0	0	32
Charlie Bell, g	3-3	3-3	0-0	0-2-2	1	9	1	0	1	1	26
Thomas Kelley	0-4	0-2	0-0	0-1-1	0	0	1	0	0	1	11
Doug Davis	0-2	0-0	0-0	0-0-0	2	0	4	0	0	0	9
Morris Peterson	4-8	0-1	3-4	0-7-7	1	11	0	1	0	1	23
A.J. Granger	4-5	2-2	0-0	1-6-7	4	10	0	1	0	1	24
Team				1-4-5							
TOTALS	18-45	6-15	12-18	7-29-36	18	54	10	13	2	6	200

OKLAHOMA	FG-FGA	3FG	FT-FTA	O-D-R	PF	TP	A	TO	BS	S	MIN
Eduardo Najera, f	2-8	1-4	2-2	0-7-7	2	7	0	4	2	1	31
Ryan Humphrey, f	4-8	0-0	2-5	5-5-10	5	10	1	1	1	2	31
Michael Johnson, g	4-15	1-4	3-4	1-1-2	2	12	1	0	0	2	40
Eric Martin, g	1-8	1-5	0-0	0-2-2	2	3	2	1	0	0	33
Alex Spaulding, g	3-7	0-1	1-3	1-3-4	4	7	0	1	0	0	34
Tim Heskett	1-2	1-1	0-0	1-1-2	1	3	1	0	0	0	10
Victor Avila	2-3	0-0	0-0	0-1-1	0	4	0	0	0	0	9
Renzi Stone	0-0	0-0	0-0	0-0-0	1	0	0	1	0	1	12
Team				1-2-3							
TOTALS	17-51	4-15	8-14	9-22-31	17	46	5	9	3	6	200

Halftime: Michigan State 26-25

Officials: John Cahill, Ed Corbett, Mike Kitts

Attendance: 42,400.



A MEMBER OF TOM IZZO'S FIRST SENIOR CLASS, ANTONIO SMITH HELPED LEAD MSU TO THE FIRST OF THREE STRAIGHT FINAL FOURS IN 1999.

#1 MICHIGAN ST. 73 - #3 KENTUCKY 66

March 21, 1999 - St. Louis, Mo.

MICHIGAN STATE	FG-FGA	3FG	FT-FTA	O-D-R	PF	TP	A	TO	BS	S	MIN
Antonio Smith, f	1-2	0-0	2-2	1-6-7	2	4	0	1	0	2	33
Andre Hutson, f	6-10	0-0	2-4	2-3-5	3	14	1	2	0	0	29
Jason Klein, f	1-6	1-5	0-0	1-0-1	3	3	0	1	0	0	18
Mateen Cleaves, g	4-11	2-5	0-0	0-4-4	0	10	11	3	0	0	37
Charlie Bell, g	3-5	1-2	0-0	1-2-3	3	7	2	1	0	2	27
Thomas Kelley	1-1	0-0	0-0	0-0-0	0	2	0	0	0	0	2
Doug Davis	0-0	0-0	0-0	0-0-0	0	0	2	0	0	0	3
Morris Peterson	6-13	0-2	7-8	9-1-10	3	19	1	1	0	0	33
A.J. Granger	4-5	3-3	3-3	1-1-2	2	14	0	2	0	0	18
Team				0-1-1							
TOTALS	26-53	7-17	14-17	15-18-33	16	73	17	11	0	4	200

KENTUCKY	FG-FGA	3FG	FT-FTA	O-D-R	PF	TP	A	TO	BS	S	MIN
Heshimu Evans, f	5-10	2-2	0-0	4-2-6	4	12	1	1	0	0	20
Scott Padgett, f	3-8	2-6	3-5	1-2-3	4	11	2	2	2	0	30
Michael Bradley, c	2-4	0-0	0-0	2-2-4	0	4	0	1	0	1	12
Wayne Turner, g	2-8	0-3	1-2	1-1-2	1	5	8	2	0	1	35
Desmond Allison, g	3-8	0-2	1-1	1-1-2	1	7	2	1	1	1	23
Saul Smith	0-1	0-1	0-0	0-1-1	1	0	0	1	0	1	13
Tayshaun Prince	3-3	2-2	4-4	1-1-2	2	12	1	0	1	0	24
Ryan Hogan	1-2	0-0	0-0	1-2-3	0	2	1	0	0	0	6
Souleymane Camara	2-4	0-0	0-0	0-0-0	0	4	0	0	0	0	11
Jamaal Magloire	3-5	0-0	3-4	0-1-1	3	9	0	1	3	1	26
Team				3-2-5							
TOTALS	24-53	6-16	12-16	14-15-29	16	66	15	9	7	5	200

Halftime: Kentucky 36-35

Officials: James Burr, Bob Donato, Reggie Greenwood

Attendance: 42,519

#1 DUKE 68 - #1 MICHIGAN STATE 62

March 27, 1999 - St. Petersburg, Fla.

MICHIGAN STATE	FG-FGA	3FG	FT-FTA	O-D-R	PF	TP	A	TO	BS	S	MIN
Antonio Smith, f	3-7	0-0	0-0	5-5-10	5	6	0	0	0	0	34
Jason Klein, f	2-6	1-3	0-0	1-1-2	2	5	0	0	0	1	14
Andre Hutson, f	6-8	0-0	1-1	1-4-5	2	13	1	1	0	0	24
Mateen Cleaves, g	5-16	2-9	0-2	2-1-3	3	12	10	5	0	1	36
Charlie Bell, g	0-2	0-0	2-4	2-1-3	3	2	1	1	0	0	23
Morris Peterson	6-17	0-2	3-4	4-4-8	5	15	1	0	0	2	30
Thomas Kelley	2-8	0-1	0-0	1-3-4	2	4	0	0	0	1	14
A.J. Granger	2-6	1-3	0-0	1-3-4	2	5	0	1	0	0	20
Doug Davis	0-0	0-0	0-0	0-0-0	0	0	0	1	0	0	5
Team				1-0-1							
TOTALS	26-70	4-18	6-11	18-22-40	24	62	13	9	0	5	200

DUKE	FG-FGA	3FG	FT-FTA	O-D-R	PF	TP	A	TO	BS	S	MIN
Chris Carrawell, f	3-8	1-1	6-12	1-3-4	0	13	1	3	0	0	30
Shane Battier, f	2-5	0-3	1-2	4-2-6	3	5	1	1	2	1	33
Elton Brand, c	7-10	0-0	4-5	4-11-15	4	18	1	3	1	0	29
William Avery, g	6-14	2-4	0-1	1-4-5	0	14	0	4	0	1	35
Trajan Langdon, g	3-9	1-4	0-1	2-4-6	2	7	3	1	0	0	37
Corey Maggette	3-7	0-1	3-6	2-2-4	0	9	0	0	0	0	17
Chris Burgess	0-1	0-0	0-0	2-2-4	2	0	1	0	2	0	12
Nate James	1-2	0-0	0-0	0-0-0	0	2	0	0	0	1	7
Team				0-0-0							
TOTALS	25-56	4-13	14-27	16-28-44	11	68	7	12	5	3	200

Halftime: Duke 32-30

Officials: David Libbey, Curtis Shaw, John Cahill

Attendance: 41,340

2000 BOX SCORES

The 2000 Spartans entered the NCAA Tournament determined to win a National Championship. For the second year in a row, they entered the tournament as a No. 1 seed, led by a trio of experienced seniors, Mateen Cleaves, Morris Peterson and A.J. Granger. The Spartans had little trouble in their first round matchup, holding Valparaiso to 25 percent (13-of-52) shooting in a 65-38 victory. In the second round against Utah, Cleaves scored 21 points to rally MSU from a 35-32 halftime deficit and defeat the Utes, 73-61. In the Regional Semifinal, MSU took on the fourth-seeded Syracuse Orangemen. SU took a 34-24 halftime lead and led by as many as 11 points with 15 minutes remaining. A halftime lockerroom tirade by Cleaves must have worked, however, as MSU finished the game by outscoring the Orangemen, 37-9, a run that was capped off with 17 unanswered points. MSU faced No. 2 seed Iowa State in the Regional Final. The Spartans held a slim three-point lead at the half, but Iowa State held a nine-point lead with a little over five minutes to go. Once again, Michigan State used a late-game rally, outscoring the Cyclones, 23-5, over the final 5:49 in a 75-64 decision. Cleaves, Granger, Peterson and Andre Hutson all found a spot on the All-Regional team, with Peterson earning Most Outstanding Player honors. In the National Semifinal, State faced Wisconsin for the fourth time of the season. MSU held a slim 19-17 lead at the break. Peterson took over in the second half, scoring 10 points in a 13-2 run to pull away from the Badgers and earn a spot in the National Championship game. After grinding it out with Wisconsin, MSU faced Florida's run and gun offense and pressure defense in the title game. The Spartans opened an 11-point halftime lead. Early in the second half, Cleaves got tangled up with Florida's Teddy Dupay, injuring Cleaves' ankle and forcing him back to the lockerroom. Leading by six, MSU got five straight points from Mike Chappell and held a bigger lead when Cleaves returned four and a half minutes later. State never looked back, capturing its second National Championship in school history with an 89-76 victory. Cleaves was named Most Outstanding Player of the Final Four and was joined by Charlie Bell, Peterson and Granger on the All-Tournament team.

#1 MICHIGAN ST. 65 - #16 VALPARAISO 38

March 16, 2000 - Cleveland, Ohio

MICHIGAN STATE	FG-FGA	3FG	FT-FTA	O-D-R	PF	TP	A	TO	BS	S	MIN
Morris Peterson, f	5-9	1-3	1-1	0-4-4	0	12	0	1	0	0	27
A.J. Granger, f	3-5	1-2	0-0	1-2-3	1	7	1	0	1	0	29
Andre Hutson, c	1-3	0-0	2-2	0-4-4	4	4	2	0	0	0	21
Mateen Cleaves, g	5-11	2-6	3-3	0-2-2	0	15	8	3	0	1	32
Charlie Bell, g	0-3	0-2	0-0	0-4-4	3	0	1	1	0	1	16
Brandon Smith	0-1	0-0	0-0	0-1-1	0	0	0	1	0	0	4
David Thomas	0-1	0-0	1-2	0-2-2	0	1	1	2	0	2	7
Mike Chappell	2-5	1-3	4-6	2-2-4	3	9	0	2	0	0	14
Steve Cherry	0-0	0-0	0-0	0-0-0	0	0	1	0	0	0	2
Jason Richardson	3-6	1-1	2-3	2-8-10	0	9	0	0	0	1	25
Aloysius Anagonye	0-0	0-0	0-0	0-0-0	1	0	0	0	0	0	3
Adam Ballinger	3-6	0-0	2-2	2-1-3	3	8	0	0	1	0	20
Team			1-2								
TOTALS	22-50	6-17	15-19	8-31-39	15	65	14	10	2	5	200

VALPARAISO	FG-FGA	3FG	FT-FTA	O-D-R	PF	TP	A	TO	BS	S	MIN
Lubos Barton, f	4-12	3-7	2-2	3-4-7	4	13	1	1	0	1	31
Rason Jenkins, f	0-5	0-4	0-0	0-3-3	1	0	0	0	0	0	22
Raitis Grafts, c	2-6	0-0	3-4	3-5-8	3	7	2	1	0	1	27
Dwayne Toatley, g	1-7	0-2	0-0	1-2-3	3	2	1	2	0	2	26
Jared Nuness, g	1-3	1-3	0-0	0-2-2	1	3	0	0	0	0	22
Milo Stovall	1-8	1-5	1-2	1-0-1	1	4	1	2	0	0	31
Ivan Vujic	3-8	0-0	0-0	0-4-4	3	6	1	5	2	0	23
Tarrance Price	1-3	0-2	1-2	0-1-1	1	3	0	1	0	0	11
Aaron Thomason	0-0	0-0	0-0	0-0-0	1	0	0	1	0	0	5
Antti Nikkila	0-0	0-0	0-0	0-0-0	0	0	0	0	0	0	2
Team			0-2								
TOTALS	13-52	5-23	7-10	8-23-31	18	38	6	13	2	4	200

Halftime: Michigan State 29-15

Officials: Curtis Shaw, Tom Lopes, Olandis Pool

Attendance: 13,374

#1 MICHIGAN STATE 73 - #8 UTAH 61

March 18, 2000 - Cleveland, Ohio

MICHIGAN STATE	FG-FGA	3FG	FT-FTA	O-D-R	PF	TP	A	TO	BS	S	MIN
Andre Hutson, c	7-9	0-0	5-10	4-4-8	1	19	2	1	0	0	30
Morris Peterson, f	5-11	3-4	0-0	1-2-3	2	13	0	2	0	1	33
A.J. Granger, f	3-5	1-3	0-0	0-3-3	2	7	2	3	0	1	32
Mateen Cleaves, g	7-14	4-7	3-4	0-2-2	1	21	5	1	0	1	36
Charlie Bell, g	2-5	0-1	5-6	1-4-5	1	9	3	1	0	0	32
David Thomas	0-0	0-0	0-0	0-1-1	1	0	0	0	1	0	8
Mike Chappell	0-0	0-0	0-0	0-0-0	0	0	0	0	0	0	2
Jason Richardson	1-2	0-0	0-0	2-2-4	4	2	0	0	0	0	13
Aloysius Anagonye	1-1	0-0	0-0	0-0-0	2	2	1	1	0	0	6
Adam Ballinger	0-0	0-0	0-0	0-0-0	1	0	0	1	0	0	8
Team			2-2-4								
TOTALS	26-47	8-15	13-20	10-20-30	15	73	16	9	1	4	200

UTAH	FG-FGA	3FG	FT-FTA	O-D-R	PF	TP	A	TO	BS	S	MIN
Hanno Mottola, f	5-10	0-2	6-6	1-4-5	4	16	1	3	1	0	34
Alex Jensen, f	5-7	2-4	1-5	2-3-5	4	13	1	1	0	0	36
Phil Cullen, c	3-7	2-6	0-0	0-2-2	2	8	3	1	0	1	25
Tony Harvey, g	7-16	1-6	0-1	0-3-3	2	15	6	1	0	2	38
Jeff Johnsen, g	2-3	1-2	0-0	1-2-3	5	2	2	3	0	1	33
Gary Colbert	0-0	0-0	0-0	0-1-1	0	0	2	0	0	0	13
Mike Puzey	0-1	0-0	0-0	0-0-0	3	0	1	0	0	0	6
Nate Althoff	2-2	0-0	0-0	1-1-2	1	4	0	0	0	0	15
Team			0-0-0								
TOTALS	24-46	6-20	7-12	5-16-21	18	61	16	9	1	4	200

Halftime: Utah 35-32

Officials: Gerald Boudreaux, Mike Thibodeaux, Tom Lopes

Attendance: 13,374



MICHIGAN STATE HAD GREAT FAN SUPPORT ON THE ROAD TO THE FINAL FOUR, INCLUDING IN THE FIRST AND SECOND ROUNDS IN CLEVELAND.

#1 MICHIGAN ST. 75 - #4 SYRACUSE 58

March 23, 2000 - Auburn Hills, Mich.

MICHIGAN STATE	FG-FGA	3FG	FT-FTA	O-D-R	PF	TP	A	TO	BS	S	MIN
Andre Hutson, c	5-7	0-0	1-4	2-3-5	2	11	1	3	0	1	34
Morris Peterson, f	6-10	5-9	4-4	1-2-3	2	21	2	1	1	0	34
A.J. Granger, f	7-11	2-4	3-3	2-2-4	1	19	3	0	2	0	33
Mateen Cleaves, g	4-12	2-6	0-0	0-1-1	1	10	7	3	0	1	38
Charlie Bell, g	3-7	2-4	4-4	1-5-6	1	12	4	2	0	1	29
David Thomas	0-0	0-0	0-0	0-1-1	0	0	0	1	0	0	2
Mike Chappell	0-1	0-0	1-2	1-3-4	2	1	0	0	0	0	15
Jason Richardson	0-1	0-0	0-0	0-3-3	0	0	0	0	0	0	11
Aloysius Anagonye	0-0	0-0	1-2	1-0-1	4	1	0	0	0	0	4
Team			0-2-2								
TOTALS	25-49	11-23	14-19	8-22-30	13	75	17	10	3	3	200

SYRACUSE	FG-FGA	3FG	FT-FTA	O-D-R	PF	TP	A	TO	BS	S	MIN
Damone Brown, f	4-8	0-0	0-0	2-3-5	3	8	0	0	0	0	26
Ryan Blackwell, f	4-13	0-1	1-3	3-3-6	3	9	4	1	0	0	37
Etan Thomas, c	3-3	0-0	1-2	1-5-6	4	7	0	3	2	0	37
Tony Bland, g	1-1	1-1	0-0	0-0-0	0	3	0	0	0	0	8
Jason Hart, g	5-11	1-4	0-0	0-3-3	4	11	10	4	0	3	40
Preston Shumpert	2-6	2-5	0-0	0-2-2	2	6	0	1	0	1	20
Allen Griffin	5-10	0-1	4-4	0-1-1	3	14	1	2	0	1	32
Team			1-3-4								
TOTALS	24-52	4-12	6-9	7-20-27	19	58	15	11	2	5	200

Halftime: Syracuse 34-24

Officials: Scott Thornley, Bob Sitov, Rick Hartzell

Attendance: 21,214

#1 MICHIGAN ST. 75 - #2 IOWA ST. 64

March 25, 2000 - Auburn Hills, Mich.

MICHIGAN STATE	FG-FGA	3FG	FT-FTA	O-D-R	PF	TP	A	TO	BS	S	MIN
Andre Hutson, c	6-9	0-0	5-5	2-9-11	4	17	2	1	0	0	24
Morris Peterson, f	5-13	1-3	7-7	3-4-7	3	18	0	1	1	1	36
A.J. Granger, f	5-8	2-4	6-6	0-0-0	2	18	2	0	0	0	37
Mateen Cleaves, g	4-12	1-4	1-2	0-1-1	4	10	2	5	2	2	35
Charlie Bell, g	3-11	1-6	2-2	0-5-5	4	9	2	1	0	3	27
Brandon Smith	0-0	0-0	0-0	0-0-0	0	0	0	0	0	0	0
David Thomas	0-0	0-0	0-0	0-0-0	1	0	0	0	0	0	4
Mat Ishbia	0-0	0-0	0-0	0-0-0	0	0	0	0	0	0	0
Mike Chappell	1-2	0-1	0-0	0-0-0	1	2	1	0	0	0	15
Jason Richardson	0-1	0-1	0-0	1-1-2	1	0	0	0	0	0	13
Aloysius Anagonye	0-0	0-0	1-2	1-0-1	4	1	0	0	0	0	8
Adam Ballinger	0-0	0-0	0-0	0-0-0	0	0	0	0	0	0	1
Team			0-0-0								
TOTALS	24-56	5-19	22-24	7-20-27	24	75	9	8	3	6	200

IOWA STATE	FG-FGA	3FG	FT-FTA	O-D-R	PF	TP	A	TO	BS	S	MIN
Kantrail Horton, f	1-5	0-3	4-4	0-6-6	2	6	2	3	0	0	32
Stevie Johnson, f	1-1	0-0	0-1	2-3-5	0	2	0	2	0	0	29
Marcus Fizer, c	6-15	1-6	2-2	0-4-4	4	15	1	3	0	0	36
Jamaal Tinsley, g	5-13	3-8	5-7	1-2-3	4	18	2	5	3	0	34
Michael Nurse, g	5-11	5-9	2-2	0-4-4	5	17	1	3	0	0	40
Brandon Hawkins	1-2	0-0	0-0	3-4-7	2	2	0	1	0	1	13
Paul Shirley	1-3	0-0	2-2	3-1-4	5	4	2	2	0	0	16
Team			3-2-5								
TOTALS	20-50	9-26	15-18	12-26-38	24	64	8	19	3	1	200

Halftime: Iowa State 34-31

Officials: Curtis Shaw, Frank Basone, Lonnie Dixon

Attendance: 21,214



THE SPARTANS CELEBRATE A RETURN TRIP TO THE FINAL FOUR.

#1 MICHIGAN ST. 53 - #8 WISCONSIN 41

April 1, 2000 - Indianapolis, Ind.

MICHIGAN STATE	FG-FGA	3FG	FT-FTA	O-D-R	PF	TP	A	TO	BS	S	MIN
Andre Hutson, c	3-7	0-0	4-5	6-4-10	2	10	0	3	0	0	32
Morris Peterson, f	7-15	2-8	4-4	3-4-7	3	20	0	1	0	1	33
A.J. Granger, f	0-3	0-1	1-2	1-6-7	4	1	1	3	0	0	32
Mateen Cleaves, g	1-7	0-0	9-11	0-4-4	3	11	1	4	0	2	36
Charlie Bell, g	2-9	0-3	0-0	2-6-8	2	4	2	2	0	0	30
Jason Richardson	0-0	0-0	0-0	0-0-0	1	0	0	0	0	0	10
David Thomas	0-0	0-0	0-0	0-0-0	0	0	0	0	0	0	3
Mike Chappell	2-4	0-2	1-1	0-0-0	1	5	0	0	2	0	9
Aloysius Anagonye	1-1	0-0	0-0	1-1-2	2	2	0	1	0	0	12
Adam Ballinger	0-0	0-0	0-0	0-1-1	0	0	0	0	1	0	3
Team			1-2-3								
TOTALS	16-46	2-14	19-23	14-28-42	18	53	4	14	3	3	200

WISCONSIN	FG-FGA	3FG	FT-FTA	O-D-R	PF	TP	A	TO	BS	S	MIN
Andy Kowske, f	1-2	0-0	0-2	0-0-0	4	2	0	0	4	0	20
Mike Kelley, f	1-2	0-1	0-0	0-7-7	3	2	3	0	0	2	30
Mark Vershaw, c	2-11	0-1	1-1	1-1-2	3	5	3	1	0	0	31
Jon Bryant, g	1-5	0-3	0-0	0-1-1	3	2	1	2	0	0	27
Roy Boone, g	6-9	1-1	5-6	1-2-3	2	18	0	5	0	0	25
Charlie Willis	1-4	0-1	0-0	0-1-1	2	2	0	0	0	0	19
Duany Duany	0-2	0-1	0-0	0-0-0	0	0	0	1	0	0	11
Maurice Linton	0-4	0-1	0-0	0-1-1	0	0	0	2	0	0	10
Travon Davis	1-1	1-1	1-2	0-2-2	2	4	1	0	0	0	10
Kirk Penney	2-3	2-3	0-0	0-2-2	0	6	0	0	0	0	14
Erik Faust	0-0	0-0	0-0	0-0-0	0	0	0	0	0	0	1
Robert Smith	0-0	0-0	0-0	0-0-0	0	0	0	0	0	0	1
Julian Swartz	0-0	0-0	0-0	0-0-0	0	0	0	0	0	0	1
Team			0-1-1								
TOTALS	15-43	4-13	7-11	2-18-20	19	41	8	11	4	2	200

Halftime: Michigan State 19-17

Officials: John Clougherty, Andre Patillo, Tim Higgins

Attendance: 43,116

#1 MICHIGAN ST. 89 - #5 FLORIDA 76

April 3, 2000 - Indianapolis, Ind.

MICHIGAN STATE	FG-FGA	3FG	FT-FTA	O-D-R	PF	TP	A	TO	BS	S	MIN
Andre Hutson, c	2-4	0-0	2-2	0-1-1	4	6	3	1	0	0	23
Morris Peterson, f	7-14	3-8	4-6	1-1-2	3	21	5	3	0	1	32
A.J. Granger, f	7-11	3-5	2-2	2-7-9	2	19	1	2	0	0	34
Mateen Cleaves, g	7-11	3-4	1-1	0-2-2	1	18	4	2	0	0	31
Charlie Bell, g	3-6	1-2	2-3	3-5-8	2	9	5	2	0	2	33
Jason Richardson	4-7	0-0	1-2	1-1-2	1	9	0	0	0	1	16
Aloysius Anagonye	0-0	0-0	0-0	2-1-2	4	0	0	2	1	0	12
Mike Chappell	2-4	1-3	0-0	1-0-1	0	5	0	1	0	1	7
Adam Ballinger	1-1	0-0	0-0	0-0-0	2	2	0	0	0	0	7
David Thomas	0-0	0-0	0-0	1-0-1	1	0	1	1	0	0	5
Brandon Smith	0-0	0-0	0-0	0-0-0	0	0	0	0	0	0	0
Steve Cherry	0-0	0-0	0-0	0-0-0	0	0	0	0	0	0	0
Mat Ishbia	0-1	0-0	0-0	0-0-0	0	0	0	0	0	0	0
Team			1-2-3								
TOTALS	33-59	11-22	12-16	12-20-32	20	89	19	14	1	5	200

FLORIDA	FG-FGA	3FG	FT-FTA	O-D-R	PF	TP	A	TO	BS	S	MIN
Brent Wright, f	5-8	0-1	3-5	4-6-10	4	13	4	1	0	1	29
Mike Miller, f	2-5	1-2	5-6	1-2-3	0	10	2	2	0	0	31
Udonis Haslem, c	10-12	0-0	7-7	2-0-2	4	27	0	3	1	0	28
Teddy Dupay, g	0-4	0-2	0-0	0-0-0	2	0	1	0	0	0	15
Justin Hamilton, g	0-1	0-1	0-0	0-0-0	1	0	0	0	0	0	14
Brett Nelson	4-10	3-6	0-0	1-3-4	1	11	3	3	0	2	26
Matt Bonner	0-3	0-2	0-0	1-2-3	1	0	0	0	0	0	7
Kenyan Weaks	1-3	1-1	0-0	1-0-1	2	3	1	1	0	2	22
Donnell Harvey	3-11	0-0	3-4	4-2-6	2	9	0	2	1	0	16
Major Parker	1-3	1-3	0-0	0-0-0	2	3	2	1	0	0	12
Team			1-0-1								
TOTALS	26-60	6-18	18-22	15-15-30	19	76	13	13	2	5	200

Halftime: Michigan State 43-32

Officials: James Burr, Gerald Boudreaux, David Hall

Attendance: 43,116



TOP PHOTO: A TEARFUL MATEEN CLEAVES AND TOM IZZO EMBRACE TO WATCH "ONE SHINING MOMENT" ON THE BIG SCREENS AT THE RCA DOME.

BOTTOM PHOTO: TOM IZZO ACCEPTS THE NCAA NATIONAL CHAMPIONSHIP TROPHY.

2001 BOX SCORES

The defending NCAA Champions, Michigan State entered the 2001 NCAA Tournament as a No. 1 seed for the third straight season. The Spartans were missing 58 points from the 2000 title game, but did boast five seniors, including Charlie Bell and Andre Hutson, who earned postseason honors as juniors. MSU easily defeated Alabama State, 69-35, in the first round before handing Fresno State an 81-65 defeat to advance to the Sweet Sixteen for a fourth straight year. In the Regional Semifinal, MSU took on No. 12 Gonzaga. The Bulldogs had a low seed, yet they were also making their third straight Sweet Sixteen appearance with a tournament-tested team. Michigan State led by just five points at the break and fell behind early in the second half, but Bell scored 21 points as the Spartans eventually pulled away. In the Regional Final, State faced another surprise team in 11th-seeded Temple. The Spartans held a three-point lead at the half, and although they could never pull away, they managed to stay in front, thanks in part to a career-high 19 points from David Thomas. For his efforts, Thomas was named to the All-Regional team, where he joined All-South Regional Most Outstanding Player, Charlie Bell. With a 69-62 victory, MSU's NCAA Tournament record of nine straight victories by double figures was snapped, but the Spartans did become the ninth team to appear in three straight Final Fours and only the third since the field was expanded to 64 teams in 1985. Suddenly, thoughts of a repeat NCAA Champion appeared more realistic. Unfortunately, MSU ran into a hot Arizona squad in Minneapolis. The Wildcats led by just two points at the half, but outscored the Spartans, 48-31, in the second half en route to an 80-61 victory.

#1 MICHIGAN ST. 69 - #16 ALABAMA ST. 35

March 16, 2001 - Memphis, Tenn.

MICHIGAN STATE	FG-FGA	3FG	FT-FTA	O-D-R	PF	TP	A	TO	BS	S	MIN
David Thomas, f	3-6	0-1	0-0	0-2-2	2	6	1	0	0	0	19
Andre Hutson, f	7-7	0-0	1-1	5-6-11	2	15	0	0	0	2	27
Aloysius Anagonye, f	1-2	0-0	1-4	2-2-4	3	3	0	2	1	0	13
Charlie Bell, g	3-8	0-4	1-2	0-3-3	0	7	5	3	0	3	27
Jason Richardson, g	6-10	2-4	0-0	2-5-7	1	14	3	3	0	2	25
Marcus Taylor	2-5	0-0	2-2	0-1-1	0	6	3	4	0	0	23
Adam Wolfe	0-2	0-1	0-0	0-0-0	0	0	0	0	0	0	3
Brandon Smith	0-1	0-1	0-0	1-0-1	0	0	0	0	0	0	3
Mat Ishbia	0-2	0-1	0-0	0-2-2	0	0	0	0	0	0	3
Mike Chappell	1-5	0-3	0-0	1-6-7	0	2	0	1	1	2	17
Jason Andreas	0-1	0-0	0-0	1-0-1	1	0	0	0	0	0	3
Zach Randolph	2-4	0-0	8-8	2-3-5	2	12	0	1	1	0	23
Adam Ballinger	2-3	0-0	0-0	0-3-3	2	4	0	0	0	0	14
Team				0-1-1							
TOTALS	27-56	2-1	13-17	14-34-48	13	69	12	14	3	9	200

ALABAMA STATE	FG-FGA	3FG	FT-FTA	O-D-R	PF	TP	A	TO	BS	S	MIN
Keith Gamble, f	3-10	1-6	0-0	2-3-5	2	7	0	0	0	2	29
Tyrone Levett, f	6-13	2-6	3-3	1-1-2	2	17	0	4	0	0	32
Alvin Pettway, c	3-4	0-0	0-2	1-2-3	5	6	1	3	1	0	18
Tobarie Burton, g	1-9	0-5	0-0	0-2-2	4	2	5	2	0	0	34
Joey Ball, g	0-5	0-2	0-0	2-1-3	0	0	0	2	1	1	34
Malcolm Campbell	1-5	1-4	0-0	0-0-0	0	3	0	0	0	0	10
Dupree McKenzie	0-1	0-0	0-0	0-1-1	0	0	0	0	0	0	7
Leonard Hooks	0-1	0-0	0-0	0-2-2	0	0	0	1	0	0	6
Xavier Oliver	0-3	0-0	0-0	1-2-3	1	0	0	0	0	0	8
Angel Branch	0-1	0-0	0-0	1-0-1	1	0	0	2	0	1	9
Michael Green	0-4	0-0	0-0	0-2-2	2	0	0	2	0	0	13
Team				1-1-2							
TOTALS	14-56	4-23	3-5	9-17-26	17	35	6	16	2	4	200

Halftime: Michigan State 29-25

Officials: John Hughes, Karl Hess, Rich Sanfillipo

Attendance: 8,602

#1 MICHIGAN ST. 81 - #9 FRESNO ST. 65

March 18, 2001 - Memphis, Tenn.


MICHIGAN STATE	FG-FGA	3FG	FT-FTA	O-D-R	PF	TP	A	TO	BS	S	MIN
David Thomas, f	5-8	0-0	0-0	6-8-14	2	10	2	3	1	0	27
Aloysius Anagonye, f	5-7	0-0	3-4	4-2-6	3	13	1	1	1	0	20
Andre Hutson, f	5-7	0-0	2-3	2-6-8	2	12	5	1	0	0	33
Charlie Bell, g	6-16	1-4	0-0	2-4-6	1	13	3	7	0	0	34
Jason Richardson, g	3-11	0-3	3-3	1-5-6	3	9	1	2	2	2	26
Marcus Taylor	4-8	1-2	2-2	0-1-1	3	11	1	1	0	0	23
Mike Chappell	3-4	1-1	0-0	0-1-1	3	7	0	0	0	0	12
Zach Randolph	3-6	0-0	0-1	2-1-2	2	6	2	1	1	0	19
Adam Ballinger	0-0	0-0	0-0	0-0-0	0	0	0	0	0	0	6
Team				1-2-3							
TOTALS	34-67	3-10	10-13	18-30-48	19	81	81	15	16	5	200

FRESNO STATE	FG-FGA	3FG	FT-FTA	O-D-R	PF	TP	A	TO	BS	S	MIN
Chris Jeffries, f	4-13	1-3	4-6	1-4-5	1	13	2	0	1	1	34
Shannon Swillis, f	3-8	0-1	1-2	4-2-6	2	7	0	0	2	2	35
Melvin Ely, c	8-13	0-0	1-2	4-2-6	4	17	1	2	0	0	27
Tito Maddox, g	4-16	0-2	3-4	1-5-6	1	11	6	3	0	1	37
Demetrius Porter, g	1-8	0-5	4-5	2-1-6	4	6	1	2	0	1	29
Damon Jackson	2-4	1-2	0-0	1-1-2	1	5	0	0	0	0	7
Noel Felix	1-2	0-1	2-2	0-0-0	1	4	0	0	0	0	9
Travis Demanby	0-2	0-2	0-0	0-0-0	0	0	1	0	0	0	13
Mustafa Al-Sayyad	1-2	0-0	0-0	1-2-3	2	2	0	0	0	0	9
Team				1-0-1							
TOTALS	24-68	2-16	15-21	15-17-32	16	65	11	7	3	5	200


Halftime: Michigan State 37-30

Officials: Tom Lopes, Karl Hess, Rick Hartzell

Attendance: 10,719



DAVID THOMAS SCORED 19 POINTS VS. TEMPLE IN THE 2001 SOUTH REGION FINAL.



JASON RICHARDSON'S EMPHATIC JAM PUT THE EXCLAMATION POINT ON MSU'S VICTORY OVER FRESNO STATE.

#1 MICHIGAN ST. 77 - #12 GONZAGA 62

March 23, 2001 - Atlanta, Ga.

MICHIGAN STATE	FG-FGA	3FG	FT-FTA	O-D-R	PF	TP	A	TO	BS	S	MIN
Aloysius Anagonye, f	0-2	0-0	0-0	1-2-3	4	0	0	0	1	0	17
Andre Hutson, f	8-11	0-0	3-4	14-6-0	2	19	3	1	1	1	29
David Thomas, f	0-4	0-0	0-0	2-3-5	3	0	3	1	0	0	18
Jason Richardson, g	5-13	2-6	0-1	2-5-7	2	12	3	1	2	4	34
Charlie Bell, g	5-12	3-8	8-10	14-6-0	1	21	3	2	1	1	35
Marcus Taylor	3-9	0-4	0-0	0-0-0	1	6	5	2	0	1	23
Mike Chappell	2-3	1-2	0-0	2-4-6	2	5	2	1	0	0	11
Jason Andreas	0-1	0-0	0-0	1-0-1	0	0	0	0	0	0	4
Zach Randolph	4-8	0-0	2-4	1-4-5	1	10	0	1	1	0	19
Adam Ballinger	2-2	0-0	0-0	0-0-0	1	4	0	0	2	0	10
Team				1-1-2							
TOTALS	29-65	6-20	13-15	18-31-49	17	77	19	9	8	7	200

GONZAGA	FG-FGA	3FG	FT-FTA	O-D-R	PF	TP	A	TO	BS	S	MIN
Mark Spink, f	4-7	0-0	2-2	1-4-5	2	10	1	1	0	1	24
Casey Calvary, f	6-15	2-2	3-5	3-8-11	1	17	3	1	2	0	38
Zach Gourde, c	1-2	0-0	2-2	0-2-2	4	4	0	1	0	1	18
Blake Stepp, g	3-11	2-10	0-0	0-3-3	2	8	2	0	0	2	37
Dan Dickau, g	6-17	5-9	2-3	2-2-4	4	19	2	5	0	0	40
Germanne Forbes	0-0	0-0	0-0	0-0-0	0	0	0	0	0	0	5
Alex Hernandez	0-1	0-0	0-0	0-0-0	3	0	0	1	0	0	13
Jimmy Tricco	0-0	0-0	0-0	0-0-0	0	0	0	0	0	0	1
Kyle Blankhead	0-0	0-0	0-0	0-0-0	0	0	0	0	0	0	3
Anthony Reason	1-3	0-1	0-1	0-0-0	2	2	5	0	0	1	12
Cory Violette	1-2	0-0	0-0	1-1-2	2	2	0	1	0	0	8
Jay Sherrell	0-0	0-0	0-0	0-1-1	0	0	0	0	0	0	1
Team				0-1-1							
TOTALS	22-58	9-22	9-13	7-22-29	20	62	13	10	2	5	200

Halftime: Michigan State 37-32

Officials: Tom Lopes, Larry Rose, Olandis Poole

Attendance: 26,873

#1 MICHIGAN ST. 69 - #11 TEMPLE 62

March 25, 2001 - Atlanta, Ga.

MICHIGAN STATE	FG-FGA	3FG	FT-FTA	O-D-R	PF	TP	A	TO	BS	S	MIN
David Thomas, f	8-10	1-2	2-3	4-3-7	1	19	2	0	0	2	30
Aloysius Anagonye, f	1-1	0-0	0-0	0-1-1	5	2	2	1	1	0	19
Andre Hutson, f	2-5	0-0	7-10	12-8-0	3	11	4	0	1	0	34
Charlie Bell, g	6-14	2-7	0-0	0-4-4	2	14	3	3	0	1	36
Jason Richardson, g	4-11	1-3	2-3	0-2-2	1	11	2	3	0	0	31
Marcus Taylor	2-5	0-0	0-0	0-1-1	1	4	3	0	0	0	17
Mike Chappell	0-3	0-3	0-0	0-0-0	0	0	0	1	0	0	7
Zach Randolph	3-5	0-0	2-6	15-9-4	2	8	3	2	0	0	24
Adam Ballinger	0-0	0-0	0-0	0-0-0	0	0	0	0	0	0	2
Team				3-1-4							
TOTALS	26-54	4-15	13-22	14-29-43	15	69	19	11	2	3	200

TEMPLE	FG-FGA	3FG	FT-FTA	O-D-R	PF	TP	A	TO	BS	S	MIN
Alex Wesby, f	3-6	2-5	1-1	2-4-6	5	9	0	0	0	0	34
David Hawkins, f	1-7	0-4	2-2	1-1-2	3	4	0	1	0	1	29
Kevin Lyde, c	10-15	0-0	1-3	3-5-8	4	21	1	0	1	0	40
Lynn Greer, g	7-21	2-7	6-7	0-0-0	2	22	3	1	0	2	40
Quincy Wadley, g	2-12	0-7	0-0	1-3-4	3	4	2	2	0	1	40
Greg Jefferson	0-0	0-0	0-0	0-0-0	1	0	0	0	0	1	7
Ron Rollerson	1-2	0-0	0-0	3-2-5	0	2	0	0	0	0	10
Rouldra Thomas	0-0	0-0	0-0	0-0-0	0	0	0	0	0	0	0
Team				1-1-2							
TOTALS	24-63	4-23	10-13	11-16-27	18	62	6	4	1	5	200

Halftime: Michigan State 30-27

Officials: James Burr, Andre Patillo, Mark Whitehead

Attendance: 25,995



AFTER DEFEATING TEMPLE, THE SPARTANS CELEBRATE DURING A CBS INTERVIEW.

#2 ARIZONA 80 - #1 MICHIGAN ST. 61

March 31, 2001 - Minneapolis, Minn.

MICHIGAN STATE	FG-FGA	3FG	FT-FTA	O-D-R	PF	TP	A	TO	BS	S	MIN
David Thomas, f	4-6	0-0	0-0	4-1-5	1	8	2	3	0	1	20
Aloysius Anagonye, f	0-1	0-0	0-0	1-1-2	4	0	0	0	0	0	8
Andre Hutson, f	9-14	0-0	2-2	2-3-5	2	20	0	2	2	0	37
Charlie Bell, g	1-10	0-6	1-1	11-9-0	1	3	3	5	0	0	36
Jason Richardson, g	2-11	1-4	1-2	1-6-7	2	6	2	2	0	0	28
Marcus Taylor	3-9	1-4	1-2	0-1-1	3	8	2	2	0	1	20
Adam Ballinger	1-1	0-0	0-1	1-1-2	0	2	0	0	1	0	9
Zach Randolph	5-8	0-0	2-4	4-1-5	3	12	0	1	0	0	24
Mike Chappell	0-0	0-0	2-2	0-0-0	1	2	2	0	0	0	12
Brandon Smith	0-0	0-0	0-0	0-0-0	1	0	0	0	0	0	3
Adam Wolfe	0-0	0-0	0-0	0-0-0	0	0	0	0	0	0	1
Jason Andreas	0-0	0-0	0-0	0-0-0	0	0	0	0	0	0	1
Mat Ishbia	0-1	0-0	0-0	0-0-0	0	0	0	0	0	0	1
Team				2-1-3							
TOTALS	25-61	2-14	9-14	16-24-40	18	61	11	15	3	2	200

ARIZONA	FG-FGA	3FG	FT-FTA	O-D-R	PF	TP	A	TO	BS	S	MIN
Michael Wright, f	6-10	0-0	1-1	1-2-3	2	13	0	1	1	0	23
Richard Jefferson, f	6-13	3-5	2-4	3-5-8	1	17	2	2	2	2	34
Loren Woods, c	5-13	0-0	1-1	0-8-8	2	11	2	1	3	0	37
Gilbert Arenas, g	4-7	1-2	3-4	1-1-2	2	12	7	1	0	6	27
Jason Gardner, g	6-11	3-7	6-6	0-1-1	1	21	1	1	1	3	38
Eugene Edgeron	3-4	0-0	0-0	3-3-6	1	6	1	0	0	0	17
Luke Walton	0-1	0-0	0-0	0-1-1	0	0	2	2	0	0	16
Justin Wessel	0-0	0-0	0-0	0-0-0	1	0	0	0	0	1	3
Lamont Frazier	0-1	0-0	0-0	0-0-0	1	0	0	0	0	0	4
Travis Hanour	0-0	0-0	0-0	0-0-0	0	0	0	0	0	0	1
Team				4							
TOTALS	30-60	7-14	13-16	8-25-33	11	80	15	8	7	12	200

Halftime: Arizona 32-30

Officials: Tim Higgins, Tony Greene, Bob Donato

Attendance: 45,406.



CHARLIE BELL WAS NAMED MOST OUTSTANDING PLAYER OF THE SOUTH REGIONAL, LEADING MSU TO THE 2001 FINAL FOUR.

2002 BOX SCORES

For the first time since 1985, Michigan State entered the NCAA Tournament as a No. 10 seed, facing North Carolina State in the first round. Both teams had some offensive struggles in the first half, but MSU finished on an 8-0 run to take a 30-18 lead into the break. The second half proved to be a different story as the Wolfpack shot 67 percent (12-of-18) from the field and scored 25 more points from the foul line, quickly erasing their deficit and building a comfortable lead of their own on their way to a 69-58 victory.

#7 N. CAROLINA ST. 69 - #10 MICHIGAN ST. 58

March 15, 2002 - Washington, D.C.

MICHIGAN STATE	FG-FGA	3FG	FT-FTA	O-D-R	PF	TP	A	TO	BS	S	MIN
Aloysius Anagonye, f	1-2	0-0	0-0	1-6-7	2	2	0	3	1	2	34
Adam Ballinger, f	2-6	0-1	2-2	0-1-1	4	6	0	0	0	0	28
Marcus Taylor, g	5-22	3-13	5-5	1-2-3	4	18	6	0	0	1	37
Alan Anderson, g	1-1	0-0	3-3	1-1-2	5	5	0	5	0	0	13
Kelvin Torbert, g	1-5	0-0	0-0	3-4-7	3	2	1	3	0	0	28
Chris Hill	5-11	4-9	7-8	1-0-1	4	21	1	3	0	1	34
Mat Ishbia	0-0	0-0	0-0	0-0-0	1	0	0	0	0	0	1
Tim Bograkovs	1-4	0-0	0-0	4-0-4	4	2	0	0	0	0	14
Jason Andreas	1-2	0-0	0-0	0-3-3	1	2	0	1	1	0	11
Team				1-4-5							
TOTALS	17-53	7-23	17-18	12-21-33	28	58	8	16	2	4	200

NORTH CAROLINA ST.	FG-FGA	3FG	FT-FTA	O-D-R	PF	TP	A	TO	BS	S	MIN
Josh Powell, f	1-3	0-0	1-1	0-0-0	1	3	1	1	0	0	8
Marcus Melvin, f	0-2	0-0	5-6	2-3-5	3	5	1	0	0	2	36
Anthony Grundy, g	5-10	0-2	6-6	0-6-6	4	16	1	0	0	2	24
Archie Miller, g	2-5	1-2	3-4	0-1-1	3	8	2	2	0	3	34
Julius Hodge, g	5-8	0-0	6-8	1-2-3	2	16	1	4	0	0	36
Ilian Evtimov	4-10	1-4	3-3	0-2-2	3	12	2	2	1	0	33
Scooter Sherrill	0-0	0-0	4-4	1-2-3	1	4	1	1	0	0	11
Clifford Crawford	1-4	0-1	3-4	0-2-2	0	5	0	0	0	0	15
Jordan Collins	0-0	0-0	0-0	0-0-0	1	0	0	0	0	0	3
Team				0-6-6							
TOTALS	18-42	2-9	31-36	4-24-28	18	69	9	10	1	7	200

Halftime: Michigan State 30-18

Officials: Tony Greene, George Harry, James Haney

Attendance: 17,725

2003 BOX SCORES

In the first round, Michigan State made quick work of Colorado in a 79-64 victory, scoring a season-high 44 first-half points. In the second round, MSU shocked the home-state and No. 2 seed Florida Gators with a 68-46 thumping. Freshman Maurice Ager scored a season-high 16 points as a suffocating defense held the run-and-gun Gators to their lowest point total in seven years. In the Sweet Sixteen, MSU jumped on top of the Terrapins early and built a 14-point lead in the second half, only to watch Maryland reclaim the lead. Down the stretch, freshman Paul Davis scored MSU's last six points, including a game-tying two-handed dunk and a game-winning bank shot with 4.7 seconds left, advancing State to its fourth Elite Eight in five years, becoming just the third school in basketball history to accomplish that feat since the tournament expanded to 64 teams in 1985. MSU's magic ran out in the regional final against top-seeded Texas, falling 85-76. Freshmen Davis and Erazem Lorbek were named to the All-South Region Team.

#7 MICHIGAN ST. 79 - #10 COLORADO 64

March 21, 2003 - Tampa, Fla.

MICHIGAN STATE	FG-FGA	3FG	FT-FTA	O-D-R	PF	TP	A	TO	BS	S	MIN
Alan Anderson, f	4-9	0-0	6-6	4-0-4	1	14	7	2	0	1	34
Erazem Lorbek, f	8-15	1-1	0-0	1-4-5	3	17	0	0	1	2	30
Aloysius Anagonye, c	1-3	0-0	4-4	1-6-7	2	6	1	1	0	0	23
Chris Hill, g	4-10	4-9	3-4	0-4-4	0	15	2	2	0	1	34
Kelvin Torbert, g	2-6	0-0	0-2	1-3-4	4	4	3	1	0	0	35
Rashi Johnson	0-0	0-0	2-2	0-2-2	0	2	1	2	0	0	8
Maurice Ager	2-4	1-2	1-1	0-3-3	2	6	0	2	0	0	10
Paul Davis	3-7	0-0	4-6	1-3-4	4	10	1	0	0	0	15
Jason Andreas	0-0	0-0	0-0	0-0-0	0	0	0	0	0	0	4
Adam Ballinger	2-2	1-1	0-0	0-2-2	2	5	1	0	0	1	7
Team				2-1-3							
TOTALS	26-56	7-13	20-25	10-28-38	18	79	16	11	1	5	200

COLORADO	FG-FGA	3FG	FT-FTA	O-D-R	PF	TP	A	TO	BS	S	MIN
Stephane Pelle, f	3-11	0-0	1-2	1-5-6	1	7	0	0	0	2	28
Blair Wilson, f	5-10	3-5	0-0	1-2-3	3	13	2	1	0	2	32
David Harrison, c	5-9	0-0	3-7	3-3-6	3	13	0	1	7	0	34
Michel Morandais, g	7-14	1-3	0-0	2-6-8	4	15	3	3	1	1	33
Antoine McGee, g	2-4	0-1	0-0	0-0-0	2	4	1	1	0	0	18
Glenn Eddy	1-3	0-1	0-0	1-1-2	1	2	0	1	0	0	11
James Wright	0-2	0-0	0-0	0-0-0	2	0	2	4	0	0	19
Chris Copeland	2-5	1-2	1-2	1-3-4	0	6	0	2	0	0	14
Lamar Harris	1-2	0-0	2-6	1-3-4	3	4	1	0	0	1	11
Team				2-0-2							
TOTALS	26-60	5-14	7-17	12-23-35	19	64	9	13	8	6	200

Halftime: Michigan State 44-29

Officials: Tony Greene, George Harry, Joseph Lindsay

Attendance: 20,224.

#7 MICHIGAN ST. 68 - #2 FLORIDA 46

March 23, 2003 - Tampa, Fla.

MICHIGAN STATE	FG-FGA	3FG	FT-FTA	O-D-R	PF	TP	A	TO	BS	S	MIN
Alan Anderson, f	1-3	0-0	5-7	1-3-4	2	7	5	3	0	0	34
Erazem Lorbek, f	4-7	2-5	2-4	2-5-7	4	12	1	1	0	1	27
Aloysius Anagonye, c	3-3	0-0	0-0	0-1-1	5	6	0	2	0	1	16
Chris Hill, g	5-8	2-5	0-0	0-3-3	2	12	3	0	0	0	31
Kelvin Torbert, g	2-8	0-1	3-4	2-0-2	2	7	4	1	0	1	29
Adam Wolfe	0-0	0-0	0-0	0-0-0	0	0	0	0	0	0	1
Rashi Johnson	0-0	0-0	0-0	0-1-1	0	0	0	0	0	0	3
Maurice Ager	6-9	2-5	2-2	0-1-1	0	16	1	0	0	0	20
Tim Bograkovs	0-0	0-0	0-0	0-0-0	1	0	0	0	0	0	2
Paul Davis	4-5	0-0	0-1	1-4-5	1	8	0	1	0	2	24
Jason Andreas	0-0	0-0	0-0	0-0-0	1	0	0	1	0	0	3
Brian Westrick	0-1	0-0	0-0	0-0-0	0	0	0	0	0	0	1
Adam Ballinger	0-1	0-0	0-0	2-1-3	0	0	1	0	0	0	9
Team				1-2-3							
TOTALS	25-45	6-16	12-18	9-21-30	18	68	15	10	0	5	200

FLORIDA	FG-FGA	3FG	FT-FTA	O-D-R	PF	TP	A	TO	BS	S	MIN
Matt Bonner, f	2-9	2-6	0-1	1-5-6	4	6	1	3	0	0	35
Matt Walsh, f	2-6	1-3	0-0	1-1-2	2	5	3	1	0	0	23
David Lee, c	5-8	0-0	6-7	2-2-4	4	16	2	4	0	1	32
Anthony Roberson, g	0-6	0-6	0-0	0-0-0	1	0	2	2	0	0	23
Justin Hamilton, g	5-7	2-2	0-0	0-1-1	2	12	0	1	0	1	36
Mario Boggan	0-0	0-0	0-0	0-0-0	0	0	0	0	0	0	1
Adrian Moss	1-1	0-0	0-0	1-2-3	3	2	0	0	1	0	7
Chris Capko	0-0	0-0	0-0	0-0-0	0	0	0	0	0	0	1
Brett Nelson	0-4	0-4	0-0	0-0-0	1	0	0	0	0	0	16
Christian Drejer	0-0	0-0	3-4	0-1-1	2	3	0	0	0	0	18
Rashid Al-Kaleem	0-0	0-0	0-0	0-0-0	0	0	0	0	0	0	2
Bonell Colas	1-2	0-0	0-0	2-0-2	1	2	1	3	0	0	6
Team				1-2-3							
TOTALS	16-43	5-21	9-12	8-14-22	20	46	9	14	1	2	200

Halftime: Michigan State 37-27

Officials: Jim Haney, Curtis Shaw, Joseph Lindsay

Attendance: 21,304

#7 MICHIGAN ST. 60 - #6 MARYLAND 58

March 28, 2003 - San Antonio, Texas

MICHIGAN STATE	FG-FGA	3FG	FT-FTA	O-D-R	PF	TP	A	TO	BS	S	MIN
Alan Anderson, f	4-8	0-0	2-2	0-5-5	2	10	2	4	0	1	29
Aloysius Anagonye, f	2-4	0-0	0-0	3-5-8	2	4	0	3	0	0	22
Erazem Lorbek, f	1-3	1-2	2-4	0-1-1	5	5	0	0	0	1	16
Chris Hill, g	3-14	2-7	0-0	1-2-3	3	8	5	3	0	1	28
Kelvin Torbert, g	1-6	0-1	0-0	1-1-2	1	2	0	3	1	2	33
Rashi Johnson	0-1	0-1	0-0	0-1-1	0	0	1	1	0	1	9
Maurice Ager	4-8	2-4	0-0	1-3-4	3	10	1	1	0	0	20
Tim Bograkovs	0-0	0-0	0-0	0-0-0	1	0	0	0	0	0	2
Paul Davis	5-7	0-0	3-3	0-5-5	2	13	0	2	1	0	22
Jason Andreas	0-0	0-0	0-0	1-0-1	0	0	0	0	0	0	3
Adam Ballinger	2-5	1-2	3-3	0-1-1	1	8	1	0	1	2	16
Team				4-2-6							
TOTALS	22-56	6-17	10-12	11-26-37	20	60	10	18	3	8	200

MARYLAND	FG-FGA	3FG	FT-FTA	O-D-R	PF	TP	A	TO	BS	S	MIN
Ryan Randle, f	2-10	0-0	2-2	2-2-4	3	6	0	4	0	0	22
Tahj Holden, f	2-7	0-2	4-6	1-8-9	3	8	1	3	3	234	Calvin
McCall, g	2-4	0-1	0-0	1-0-1	2	4	1	0	0	1	21
Drew Nicholas, g	6-14	1-7	5-5	0-2-2	0	18	0	1	0	2	35
Steve Blake, g	3-9	1-5	4-4	2-4-6	2	11	3	5	0	5	36
Jamar Smith	3-6	0-0	1-1	1-4-5	1	7	0	0	1	0	21
Andre Collins	0-1	0-1	0-0	0-1-1	1	0	0	0	0	0	2
Travis Garrison	0-0	0-0	0-0	0-0-0	2	0	0	0	0	0	2
John Gilchrist	2-3	0-0	0-0	1-1-2	0	4	2	2	0	2	21
Nik Caner-Medley	0-0	0-0	0-0	1-1-2	1	0	1	0	0	0	6
Team				0-1-1							
TOTALS	20-54	2-16	16-18	9-24-33	15	58	8	15	4	12	200

Halftime: Michigan State 29-24

Officials: Mike Kitts, Edwin Edsall, Edward Corbett

Attendance: 33,009

#1 TEXAS 85 - #7 MICHIGAN STATE 76

March 30, 2003 - San Antonio, Texas

MICHIGAN STATE	FG-FGA	3FG	FT-FTA	O-D-R	PF	TP	A	TO	BS	S	MIN
Alan Anderson, f	3-6	0-0	3-3	2-2-4	5	9	3	2	1	0	29
Aloysius Anagonye, f	2-3	0-0	4-5	3-1-4	2	8	2	3	0	0	24
Erazem Lorbek, f	6-11	1-2	1-2	2-7-9	3	14	1	1	0	0	29
Chris Hill, g	3-7	3-6	1-2	0-2-2	4	10	3	4	0	1	29
Kelvin Torbert, g	3-6	2-3	0-0	0-3-3	4	8	0	0	0	0	32
Adam Wolfe	0-0	0-0	0-0	0-0-0	0	0	0	0	0	0	0
Rashi Johnson	0-2	0-1	0-0	0-0-0	2	0	0	0	0	0	5
Maurice Ager	3-7	2-3	2-2	0-2-2	4	10	0	0	0	0	24
Tim Bograkovs	0-0	0-0	0-0	0-1-1	1	0	0	0	0	0	1
Paul Davis	4-9	0-0	7-12	0-7-7	2	15	1	1	1	1	20
Adam Ballinger	1-3	0-1	0-0	1-1-2	1	2	1	1	0	0	7
Team				4-0-4							
TOTALS	25-54	8-16	18-26	12-16-38	28	76	11	12	2	1	200

TEXAS	FG-FGA	3FG	FT-FTA	O-D-R	PF	TP	A	TO	BS	S	MIN
Brandon Mouton, f	4-11	1-3	7-10	0-0-0	1	16	3	1	1	1	33
Brad Buckman, f	3-4	0-0	5-6	2-2-4	3	11	0	1	0	3	18
James Thomas, c	1-2	0-0	3-5	2-5-7	4	5	0	0	1	1	15
T.J. Ford, g	4-12	0-0	11-13	0-1-1	3	19	10	2	0	1	37
Royal Ivey, g	1-3	0-1	1-2	1-5-6	2	3	1	0	0	0	25
Sydmill Harris	4-6	2-4	2-2	0-0-0	2	12	1	0	0	0	18
Deginald Erskin	0-0	0-0	0-0	0-0-0	1	0	0	0	0	0	3
Jason Klotz	2-3	0-0	0-0	1-1-2	2	4	0	0	0	0	14
Terrell Ross	0-0	0-0	0-0	0-0-0	0	0	1	0	1	0	6
Brian Boddicker	6-10	3-6	0-0	1-5-6	4	15	0	0	1	0	31
Team				1-1-2							
TOTALS	25-51	6-14	29-38	8-20-28	22	85	16	4	4	6	200

Halftime: Texas 43-38

Officials: Gerald Boudreaux, Bruce Hicks, Michael Stuart

Attendance: 30,169

2004 BOX SCORES

Michigan State led Nevada by as many as 16 points in the first half and took a nine-point lead into halftime. In the second half, however, the Spartans shot just 32.1 percent from the floor, scoring just 23 second-half points. MSU still led by 10 points with fewer than 10 minutes remaining, but scored just seven points in the final 9:51 of the game as Nevada rallied for a 72-66 win.

#10 NEVADA 72 - #7 MICHIGAN ST. 66

March 18, 2004 - Seattle, Wash.

MICHIGAN STATE	FG-FGA	3FG	FT-FTA	O-D-R	PF	TP	A	TO	BS	S	MIN
Alan Anderson, f	2-5	1-2	5-6	2-2-4	3	10	3	3	0	3	27
Paul Davis, c	5-9	0-0	6-6	1-5-6	5	16	1	3	0	2	26
Shannon Brown, g	1-4	0-0	0-0	0-0-0	2	2	1	0	0	0	11
Chris Hill, g	3-9	1-5	0-0	0-3-3	2	7	4	0	0	1	34
Kelvin Torbert, g	3-6	2-4	2-2	1-1-2	4	10	3	3	0	1	31
Rashi Johnson	0-0	0-0	0-0	0-0-0	0	0	0	0	0	0	1
Maurice Ager	2-10	1-5	1-1	1-4-5	4	6	1	2	0	0	29
Matt Trannon	1-3	0-0	1-3	1-1-2	1	3	0	1	0	1	6
Tim Bograkovs	1-1	0-0	0-0	0-1-1	2	2	0	1	0	1	9
Drew Naymick	1-2	0-0	0-0	0-0-0	1	2	0	1	0	0	2
Jason Andreas	4-6	0-0	0-0	0-2-2	1	8	1	0	0	0	24
Team				0-1-1							
TOTALS	23-55	5-16	15-18	6-20-26	25	66	14	14	0	9	200

NEVADA	FG-FGA	3FG	FT-FTA	O-D-R	PF	TP	A	TO	BS	S	MIN
Kevin Pinkney, f	3-5	1-2	6-7	0-2-2	3	13	0	3	0	0	33
Nick Fazekas, f	5-7	0-2	2-2	0-7-7	3	12	0	2	0	1	27
Kirk Snyder, g	6-17	3-9	4-6	0-1-1	0	19	3	5	0	3	37
Todd Okeson, g	2-7	2-7	8-8	0-0-0	3	14	1	1	0	1	36
Garry Hill-Thomas, g	3-4	0-0	3-4	1-5-6	2	9	4	2	0	1	32
Marcelus Kemp	1-6	1-2	0-0	1-2-3	1	3	2	1	0	0	16
Jermaine Washington	0-0	0-0	0-0	0-1-1	2	0	0	1	0	0	4
Sean Paul	0-0	0-0	2-2	0-2-2	2	2	0	3	2	0	15
Team				3-3-6							
TOTALS	20-46	7-22	25-29	5-23-28	17	72	10	17	2	6	200

Halftime: Michigan State 43-34

Officials: Curtis Shaw, Reginald Cofer, Kerry Sitton

Attendance: 15,827

#5 MICHIGAN ST. 72 - #13 VERMONT 61

March 20, 2005 - Worcester, Mass.

MICHIGAN STATE	FG-FGA	3FG	FT-FTA	O-D-R	PF	TP	A	TO	BS	S	MIN
Alan Anderson, f	2-4	0-2	7-8	1-6-7	4	11	0	2	1	0	24
Paul Davis, c	5-12	0-0	1-2	6-8-14	1	11	1	2	1	1	30
Shannon Brown, g	3-6	0-2	0-0	0-4-4	2	6	1	3	0	3	30
Drew Neitzel, g	3-3	0-0	0-0	0-0-0	1	6	7	2	0	0	23
Maurice Ager, g	7-13	2-2	3-4	2-1-3	0	19	0	0	0	0	28
Chris Hill	1-5	0-4	0-0	0-4-4	1	2	2	0	0	0	15
Matt Trannon	0-1	0-0	0-0	1-0-1	4	0	0	0	0	0	11
Kelvin Torbert	5-11	0-2	4-6	1-1-2	0	14	1	0	1	0	21
Tim Bograkovs	0-0	0-0	0-0	0-0-0	0	0	0	0	0	0	3
Drew Naymick	1-1	0-0	1-2	0-2-2	3	3	0	0	0	0	12
Team				1-1-2							
TOTALS	27-56	2-12	16-22	12-27-39	16	72	12	9	4	4	200

VERMONT	FG-FGA	3FG	FT-FTA	O-D-R	PF	TP	A	TO	BS	S	MIN
Taylor Coppenrath, f	5-23	0-1	6-10	10-4-14	3	16	2	3	0	0	38
Germain Mopa Njila, f	0-6	0-0	0-0	1-7-8	4	0	2	0	0	1	37
Martin Klimes, c	5-7	0-0	2-2	5-3-8	5	12	0	4	0	0	30
T.J. Sorrentine, g	9-23	6-15	2-2	0-2-2	2	26	1	1	0	1	40
David Hehn, g	1-4	0-2	0-0	2-2-4	0	2	0	1	0	2	30
Kyle Cieplicki	0-1	0-0	0-0	0-0-0	1	0	0	0	0	0	4
Chad Powolovich	0-0	0-0	0-0	0-0-0	0	0	0	0	0	0	0
Alex Jensen	0-1	0-1	0-0	0-0-0	0	0	0	0	0	0	3
Ryan Schneider	1-2	0-1	0-0	1-0-1	1	2	0	0	0	0	6
Josh Duell	1-3	1-2	0-0	1-0-1	3	3	0	0	0	0	12
Team				3-0-3							
TOTALS	22-70		10-14	23-18-41	19	61	5	9	0	4	200

Halftime: Michigan State 35-28

Officials: Reginald Cofer, Verne Harris, Michael Scyphers

Attendance: 13,008

2005 BOX SCORES

No. 5 seed Michigan State opened the 2005 NCAA Tournament against Old Dominion. The Monarchs held a 42-37 halftime lead, but the Spartans mounted a surge in the last nine minutes to claim victory. In the next round, the Spartans used their depth and athleticism to wear down Vermont, 72-61. In the Sweet Sixteen, MSU used a 16-3 second-half run to pull away from Duke in a 78-68 win. The Regional Final featured a rematch of the 1999 Elite Eight contest between MSU and Kentucky. The Spartans appeared on their way to St. Louis, until UK's Patrick Sparks hit a game-tying 3-pointer at the end of regulation. The first overtime could not produce a winner, sending the game into a second extra period, where MSU scored the first five points en route to a 94-88 win. Shannon Brown was named Most Outstanding Player of the Austin Regional after a 24-point performance, joining Maurice Ager and Paul Davis on the All-Regional team. Making their fourth trip to the Final Four in seven years, the Spartans held a 38-33 halftime lead over North Carolina. With the game tied at 49, the Tar Heels took control with a 12-0 run, ending MSU's season.

#5 MICHIGAN ST. 89 - #12 OLD DOMINION 81

March 18, 2005 - Worcester, Mass.

MICHIGAN STATE	FG-FGA	3FG	FT-FTA	O-D-R	PF	TP	A	TO	BS	S	MIN
Alan Anderson, f	4-5	1-1	6-6	0-4-4	4	15	3	1	0	1	25
Paul Davis, c	5-8	0-0	4-4	2-4-6	4	14	0	3	0	1	30
Shannon Brown, g	3-7	1-4	6-7	0-3-3	0	13	0	1	1	0	24
Drew Neitzel, g	3-5	1-1	2-2	0-1-1	0	9	1	3	0	2	17
Maurice Ager, g	4-9	0-2	5-6	1-2-3	1	13	0	2	0	1	30
Chris Hill	2-7	0-5	2-7	1-2-3	2	6	6	2	0	2	23
Matt Trannon	1-1	0-0	2-2	0-0-0	2	4	0	0	0	0	13
Kelvin Torbert	6-8	0-1	1-2	0-4-4	3	13	0	0	0	1	26
Tim Bograkovs	0-0	0-0	0-0	0-0-0	1	0	1	0	0	1	3
Drew Naymick	1-1	0-0	0-0	1-3-4	5	2	0	1	0	0	9
Team				0-2-2							
TOTALS	29-51	3-14	28-36	5-25-30	22	89	11	13	1	9	200

OLD DOMINION	FG-FGA	3FG	FT-FTA	O-D-R	PF	TP	A	TO	BS	S	MIN
Valdas Vasylius, f	4-8	2-5	2-3	0-2-2	4	12	0	3	0	1	23
Alex Loughton, c	6-18	1-2	9-10	6-5-11	4	22	6	0	1	0	29
Isaiah Hunter, g	3-10	0-2	7-8	0-2-2	3	13	1	2	0	3	31
Drew Williamson, g	2-3	2-2	0-0	0-2-2	4	6	1	3	0	2	25
Kiah Thomas, g	3-7	2-5	0-0	0-4-4	2	8	2	2	0	0	33
John Morris	0-0	0-0	0-0	0-0-0	0	0	0	0	0	1	6
Brandon Johnson	3-5	0-0	1-1	1-3-4	4	7	2	0	0	1	17
Brian Henderson	0-0	0-0	0-0	1-0-1	2	0	0	1	0	0	8
Jason Thompson	0-0	0-0	0-0	0-0-0	0	0	0	0	0	0	2
Sam Harris	0-0	0-0	0-0	0-0-0	2	0	0	1	0	0	5
Arnaud Dahi	5-10	0-4	3-4	2-2-4	4	13	1	3	0	1	21
Team				0							
TOTALS	26-61	7-20	22-26	10-20-30	29	81	13	15	1	9	200

Halftime: Old Dominion 42-37

Officials: Curtis Shaw, Tracy Woodson, John Caldwell

Attendance: 13,009

#5 MICHIGAN STATE 78 - #1 DUKE 68

March 25, 2005 - Austin, Texas


MICHIGAN STATE	FG-FGA	3FG	FT-FTA	O-D-R	PF	TP	A	TO	BS	S	MIN
Alan Anderson, f	6-11	3-4	2-2	1-7-8	4	17	2	5	0	5	32
Paul Davis, c	6-14	0-0	8-10	17-15-2	3	20	2	1	0	0	33
Shannon Brown, g	3-9	1-2	4-4	1-1-2	0	11	1	2	0	2	26
Drew Neitzel, g	2-5	0-0	1-2	0-0-0	2	5	3	2	0	0	21
Maurice Ager, g	6-13	0-3	2-3	2-4-6	3	14	0	2	0	1	28
Chris Hill	0-6	0-3	2-2	0-0-0	2	2	3	0	0	2	18
Matt Trannon	1-2	0-0	0-0	2-1-3	2	2	0	0	0	2	11
Anthony Hamo	0-0	0-0	0-0	0-0-0	0	0	0	0	0	0	1
Kelvin Torbert	3-4	1-2	0-0	2-2-4	5	7	0	2	0	0	18
Tim Bograkovs	0-0	0-0	0-0	0-0-0	0	0	1	0	0	1	9
Drew Naymick	0-1	0-0	0-0	1-0-1	1	0	0	2	0	0	1
Andy Harvey	0-0	0-0	0-0	0-0-0	0	0	0	0	0	0	1
Delco Rowley	0-0	0-0	0-0	0-1-1	0	0	0	0	0	0	1
Team				0-1-1							
TOTALS	27-65	5-14	19-23	16-22-38	22	78	12	16	0	13	200

DUKE	FG-FGA	3FG	FT-FTA	O-D-R	PF	TP	A	TO	BS	S	MIN
Shelden Williams, f	5-10	0-0	9-10	1-7-8	5	19	1	4	2	3	32
Shavlik Randolph, f	0-0	0-0	0-2	0-2-2	3	0	0	2	0	1	18
J.J. Redick, g	4-14	3-9	2-2	1-2-3	0	13	2	2	0	0	39
Daniel Ewing, g	7-16	2-7	2-4	2-3-5	3	18	2	6	0	5	38
Sean Dockery, g	0-1	0-1	0-0	0-1-1	3	0	1	4	0	1	26
Lee Melchionni	3-6	2-5	2-2	1-4-5	2	10	1	1	0	0	22
David McClure	0-0	0-0	0-0	0-0-0	0	0	0	0	0	0	1
DeMarcus Nelson	3-4	0-1	2-4	3-0-3	2	8	0	3	0	0	18
Reggie Love	0-0	0-0	0-0	1-3-4	4	0	1	0	0	1	6
Team				0-2-2							
TOTALS	22-51	7-23	17-24	9-24-33	22	68	8	22	2	11	200

Halftime: Tied 32-32

Officials: Mike Kitts, David Libbey, Reggie Greenwood

Attendance: 16,239



ALAN ANDERSON HOLDS UP HIS PIECE OF THE NET AFTER MICHIGAN STATE DEFEATED KENTUCKY IN DOUBLE OVERTIME TO ADVANCE TO THE 2005 FINAL FOUR.

#5 MICHIGAN ST. 94 - #2 KENTUCKY 88 (20T)

March 27, 2005 - Austin, Texas

MICHIGAN STATE	FG-FGA	3FG	FT-FTA	O-D-R	PF	TP	A	TO	BS	S	MIN
Alan Anderson, f	3-7	1-1	6-6	3-6-9	2	13	1	2	0	0	38
Paul Davis, c	6-13	0-0	3-5	6-5-11	3	15	0	4	0	0	41
Shannon Brown, g	8-10	5-6	3-4	2-2-4	3	24	1	1	0	0	36
Drew Neitzel, g	1-4	1-1	0-0	0-0-0	2	3	3	1	0	0	14
Maurice Ager, g	6-13	2-4	7-8	3-5-8	1	21	1	0	1	1	39
Chris Hill	3-7	1-4	0-0	0-1-1	4	7	4	3	0	2	27
Matt Trannon	2-2	0-0	0-1	1-0-1	3	4	1	1	1	2	17
Anthony Hamo	0-0	0-0	0-0	0-0-0	0	0	0	0	0	0	1
Kelvin Torbert	1-8	0-3	5-6	0-2-2	2	7	3	1	1	1	25
Tim Bograkovs	0-0	0-0	0-0	0-0-0	0	0	0	0	0	0	6
Drew Naymick	0-1	0-0	0-0	0-1-1	0	0	1	0	0	0	4
Andy Harvey	0-0	0-0	0-0	0-0-0	0	0	0	0	0	0	1
Delco Rowley	0-0	0-0	0-0	0-0-0	0	0	0	0	0	0	1
Team				2-1-3							
TOTALS	30-64	10-19	24-30	17-23-40	20	94	15	13	3	6	250

KENTUCKY	FG-FGA	3FG	FT-FTA	O-D-R	PF	TP	A	TO	BS	S	MIN
Kelenna Azubuike, f	2-6	2-3	3-4	2-2-4	5	9	3	1	0	0	35
Chuck Hayes, f	8-11	0-0	0-0	2-3-5	4	16	3	1	0	1	35
Randolph Morris, c	6-12	0-0	8-10	3-0-3	3	20	0	2	2	0	35
Rajon Rondo, g	3-8	0-0	1-3	2-3-5	3	7	3	3	0	3	27
Patrick Sparks, g	5-12	5-9	0-1	1-2-3	2	15	1	2	0	1	30
Brandon Stockton	0-0	0-0	0-0	0-0-0	0	0	0	0	0	0	1
Ravi Moss	2-4	2-3	0-0	0-6-6	3	6	0	0	0	1	21
Ramel Bradley	1-5	0-2	4-4	1-2-3	2	6	3	2	0	0	18
Lukas Ozbrut	0-0	0-0	0-0	0-0-0	0	0	0	0	0	0	4
Preston LeMaster	0-0	0-0	0-0	0-0-0	0	0	0	0	0	0	1
Bobby Perry	0-1	0-0	0-0	1-1-2	1	0	0	0	1	0	17
Shagari Alleyne	0-0	0-0	0-0	0-0-0	0	0	0	0	0	0	1
Sheray Thomas	2-2	0-0	0-0	0-1-1	1	4	1	0	0	0	8
Joe Crawford	2-8	0-2	1-1	3-1-4	1	5	0	0	0	1	17
Team				1-0-1							
TOTALS	31-69	9-19	17-23	16-21-37	25	88	14	11	3	7	250

Halftime: UK 37-33 End of Regulation: Tied 75-75 End of 1st OT: Tied 81-81
 Officials: Jim Burr, Mark Whitehead, John Higgins Attendance: 16,239.

#1 NORTH CAROLINA 87 - #5 MICHIGAN ST. 71

April 2, 2005 - St. Louis, Mo.

MICHIGAN STATE	FG-FGA	3FG	FT-FTA	O-D-R	PF	TP	A	TO	BS	S	MIN
Alan Anderson, f	0-4	0-0	0-0	1-3-4	3	0	0	1	0	1	20
Paul Davis, c	6-16	0-1	2-4	5-10-15	3	14	1	3	1	3	33
Shannon Brown, g	6-14	3-6	0-1	0-1-1	2	15	1	4	0	1	29
Drew Neitzel, g	1-3	0-1	0-1	0-3-3	2	2	3	1	0	0	15
Maurice Ager, g	6-18	2-6	10-10	1-2-3	1	24	1	1	1	0	28
Chris Hill	1-6	1-5	0-0	0-1-1	2	3	2	1	0	2	18
Matt Trannon	1-1	0-0	2-2	1-2-3	3	4	0	0	1	1	15
Anthony Hamo	0-0	0-0	0-0	1-0-1	0	0	0	0	0	0	1
Kelvin Torbert	4-11	1-4	0-0	2-3-5	1	9	6	0	1	2	26
Tim Bograkovs	0-0	0-0	0-1	1-0-1	1	0	0	0	0	0	6
Drew Naymick	0-1	0-0	0-0	2-2-4	1	0	1	0	0	0	7
Andy Harvey	0-0	0-0	0-0	0-0-0	0	0	0	0	0	0	1
Delco Rowley	0-0	0-0	0-0	0-0-0	0	0	0	0	0	0	1
Team				1-0-1							
TOTALS	25-74	7-23	14-18	15-27-42	19	71	15	12	4	10	200

NORTH CAROLINA	FG-FGA	3FG	FT-FTA	O-D-R	PF	TP	A	TO	BS	S	MIN
Jawad Williams, f	9-13	2-5	0-0	1-7-8	1	20	0	0	1	0	23
Rashad McCants, f	7-11	2-3	1-2	2-4-6	1	17	4	3	1	1	28
Sean May, c	9-18	0-0	4-6	2-5-7	2	22	3	3	1	1	31
Raymond Felton, g	6-12	2-6	2-2	1-7-8	2	16	7	5	0	1	35
Jackie Manuel, g	0-1	0-0	0-0	2-1-3	5	0	0	0	0	1	11
Jesse Holley	0-1	0-1	0-0	0-1-1	0	0	0	0	0	0	1
Melvin Scott	0-2	0-2	4-4	0-2-2	1	4	0	0	0	0	16
Reyshawn Terry	1-2	0-1	0-0	0-0-0	0	2	0	0	0	0	3
Quentin Thomas	0-0	0-0	0-0	0-1-1	0	0	1	0	0	0	5
Charlie Everett	0-0	0-0	0-0	0-0-0	0	0	0	0	0	0	1
Wes Miller	0-0	0-0	0-0	0-0-0	0	0	0	0	0	0	1
Marvin Williams	1-6	0-1	0-0	1-7-8	3	2	1	1	1	0	23
David Noel	2-5	0-1	0-3	3-1-4	2	4	2	1	2	1	21
C.J. Hooker	0-0	0-0	0-0	0-0-0	0	0	0	0	0	0	1
Team				1-2-3							
TOTALS	35-71	6-20	11-17	13-38-51	17	87	18	13	6	5	200

Halftime: Michigan State 38-33
 Officials: Bob Donato, Reggie Greenwood, Randy McCall Attendance: 47,754

2006 BOX SCORES

Appearing in its ninth straight NCAA Tournament, Michigan State held a 28-24 lead with 7:33 left in the first half, but George Mason closed the period with a 9-2 run. With the score tied at 37 with 14:33 left, the Patriots went on an 8-0 run. MSU rallied to take a 52-51 lead, only to watch GMU answer with a 10-0 run and never look back. Maurice Ager's 27 points were the most by a Spartan in the NCAA Tournament since Mateen Cleaves scored 27 against Princeton in 1998.

#11 GEORGE MASON 75 - #6 MICHIGAN ST. 65

March 17, 2006 - Dayton, Ohio

MICHIGAN STATE	FG-FGA	3FG	FT-FTA	O-D-R	PF	TP	A	TO	BS	S	MIN
Goran Sutton, f	0-3	0-0	0-0	0-2-2	1	0	0	1	2	0	12
Paul Davis, c	5-9	0-1	0-1	1-4-5	4	10	1	2	0	0	31
Shannon Brown, g	2-11	1-3	0-0	1-2-3	5	5	4	0	0	0	34
Drew Neitzel, g	5-12	4-8	0-0	1-1-2	3	14	8	0	0	1	37
Maurice Ager, g	10-18	4-11	3-4	0-3-3	3	27	3	4	0	0	34
Travis Walton	1-2	0-1	0-0	0-1-1	1	2	1	1	0	0	13
Jason Aerts	0-0	0-0	0-0	0-0-0	0	0	0	0	0	0	1
Matt Trannon	2-3	0-0	0-0	2-3-5	4	4	0	2	0	1	25
Anthony Hamo	0-0	0-0	0-0	0-0-0	0	0	0	0	0	0	1
Maurice Joseph	1-2	1-2	0-0	1-0-1	2	3	0	0	0	0	2
Delco Rowley	0-0	0-0	0-0	0-1-1	0	0	0	0	0	0	10
Team				0-1-1							
TOTALS	26-60	10-26	3-5	6-18-24	23	65	17	10	2	2	200

GEORGE MASON	FG-FGA	3FG	FT-FTA	O-D-R	PF	TP	A	TO	BS	S	MIN
Will Thomas, f	8-12	0-0	2-5	4-10-14	1	18	1	2	2	0	38
Jai Lewis, f	6-15	0-3	1-4	4-4-8	2	13	0	4	1	2	34
Gabe Norwood, g	2-3	0-0	3-6	1-3-4	1	7	1	0	0	2	34
Lamar Butler, g	4-7	3-4	2-4	0-3-3	2	13	2	3	0	1	28
Folarin Campbell, g	8-8	2-2	3-5	0-7-7	2	21	3	4	1	0	38
Jordan Carter	0-0	0-0	0-0	0-0-0	2	0	0	0	0	0	11
Makan Konate	0-0	0-0	0-0	0-0-0	0	0	0	0	0	0	1
Tim Burns	0-2	0-2	0-0	0-0-0	0	0	0	0	0	0	8
Charles Makings	0-0	0-0	0-0	0-0-0	0	0	0	0	0	0	1
Chris Fleming	0-0	0-0	0-0	0-0-0	0	0	0	1	0	0	1
Sammy Hernandez	1-2	0-1	1-2	0-2-2	0	3	0	0	1	0	6
Team				1-1-2							
TOTALS	29-49	5-12	12-26	10-30-40	10	75	7	14	6	4	200

Halftime: George Mason 33-30
 Officials: Reggie Greenwood, Ken Ditty, Patrick Evans Attendance: 12,495

2007 BOX SCORES

Michigan State made its 10th-straight trip to the NCAA Tournament in 2007. The Spartans opened against former Tom Izzo assistant Tom Crean and Marquette. MSU's defense held the Golden Eagles scoreless for the first 9:40 and did not allow a two-point field goal in the first half. In the Second Round, MSU led No. 1 North Carolina, 57-54, with 8:48 left in the game, but UNC went on a 14-4 run. Drew Neitzel scored 26 points to lead the Spartans, but Tyler Hansbrough led all scorers with 33, the most by a Spartan opponent in an NCAA Tournament game since 1990.

#9 MICHIGAN STATE 61 - #8 MARQUETTE 49

March 15, 2007 - Winston-Salem, N.C.

MICHIGAN STATE	FG-FGA	3FG	FT-FTA	O-D-R	PF	TP	A	TO	BS	S	MIN
Raymar Morgan, f	4-7	0-0	6-6	2-7-9	3	14	0	4	1	0	35
Marquise Gray, f	4-5	0-0	4-4	1-4-5	4	12	2	2	1	0	20
Drew Naymick, c	2-3	0-0	0-0	0-1-1	5	4	0	1	1	0	11
Travis Walton, g	2-2	0-0	1-2	0-2-2	1	5	5	3	0	4	35
Drew Neitzel, g	4-11	2-6	2-3	0-5-5	0	12	5	2	0	1	39
Idong Ibok	0-0	0-0	0-0	0-0-0	2	0	0	1	0	0	5
Goran Sutton	3-5	0-0	0-0	1-2-3	4	6	3	1	0	0	29
Isaiah Dahlman	0-0	0-0	0-0	0-0-0	0	0	0	0	0	0	1
Maurice Joseph	2-6	2-4	0-0	0-1-1	0	6	1	1	0	1	17
Jacob Hannon	1-2	0-0	0-0	0-0-0	1	2	1	0	0	0	8
Team				0-2-2							
Totals	22-41	4-10	13-15	4-24-28	18	61	17	15	3	6	200

MARQUETTE	FG	3FG	FT	O-D-R	PF	PTS	A	TO	B	S	MIN
Dan Fitzgerald, f	2-7	2-6	0-0	1-3-4	5	6	0	0	0	0	25
Lazar Haywood, f	2-5	0-1	0-0	0-4-4	3	4	0	2	0	0	25
Ousmane Barro, f	0-0	0-0	1-2	2-0-2	4	1	0	2	0	0	17
Dominic James, g	6-16	4-10	2-2	1-1-2	0	18	2	3	0	2	36
Wesley Matthews, g	2-9	1-4	5-6	5-1-6	4	10	1	6	1	1	31
David Cubillan	3-8	3-8	0-0	0-2-2	2	9	3	1	0	1	27
Dwight Burke	0-1	0-0	0-2	0-0-0	0	0	0	0	0	0	4
Mike Kinsella	0-1	0-0	0-0	1-2-3	0	0	0	1	1	0	12
Jamil Lott	0-0	0-0	1-3	2-2-4	1	1	1	0	2	2	23
Team				0-2-2							
Totals	15-47	10-29	9-15	12-17-29	19	49	7	15	4	6	200
Halftime: MSU 30-18											
Officials: Mike Kitts, DJ Carstensen, Brvan Kersey											
						Attendance: 14,148					

#1 NORTH CAROLINA 67 - #9 MICHIGAN ST. 56

March 17, 2007 - Winston-Salem, N.C.

MICHIGAN STATE	FG-FGA	3FG	FT-FTA	O-D-R	PF	TP	A	TO	BS	S	MIN
Raymar Morgan, f	4-12	1-1	10-11	3-2-5	3	19	0	4	0	1	35
Marquise Gray, f	4-6	0-0	3-3	3-4-7	5	11	1	0	0	0	19
Drew Naymick, c	0-1	0-0	0-0	2-0-2	3	0	0	0	0	0	27
Travis Walton, g	0-2	0-0	0-1	0-2-2	5	0	5	1	0	1	32
Drew Neitzel, g	9-27	6-17	2-2	0-1-1	3	26	5	4	0	2	38
Brandon Darnton	0-0	0-0	0-0	0-0-0	0	0	0	0	0	0	0+
Bryan Tibaldi	0-0	0-0	0-0	0-0-0	0	0	0	0	0	0	0+
Deon Curry	0-0	0-0	0-0	0-0-0	0	0	0	0	0	0	0+
Goran Sutton	3-7	0-0	0-0	3-5-8	4	6	4	1	0	1	23
DeMarcus Ducre	0-1	0-1	0-0	0-0-0	0	0	0	0	0	0	0+
Isaiah Dahlman	0-0	0-0	0-0	0-0-0	0	0	0	0	0	0	1
Maurice Joseph	1-2	1-1	0-0	0-1-1	1	3	0	0	0	0	16
Jacob Hannon	1-1	0-0	0-0	0-1-1	3	2	0	0	0	0	9
Team				0-2-2							
Totals	22-59	8-20	15-17	11-18-29	27	67	15	10	0	5	200

NORTH CAROLINA	FG	3FG	FT	O-D-R	PF	PTS	A	TO	B	S	MIN
Reyshawn Terry, f	4-10	2-7	4-6	0-2-2	3	14	1	1	1	0	27
Brandon Wright, f	1-5	0-0	1-2	3-4-7	4	3	1	3	1	1	23
Tyler Hansbrough, f	10-17	0-0	13-17	2-7-9	2	33	1	1	1	1	38
Wayne Ellington, g	1-4	1-3	2-3	0-3-3	0	5	1	1	0	1	22
Ty Lawson, g	6-10	3-5	5-6	2-3-5	2	20	8	1	0	1	36
Marcus Ginyard	1-1	0-0	0-0	2-1-3	4	2	0	1	0	2	17
Bobby Frasier	0-0	0-0	0-0	0-0-0	0	0	0	0	0	0	2
Quentin Thomas	0-0	0-0	0-0	0-1-1	0	0	0	0	0	0	2
Danny Green	0-1	0-1	0-0	1-2-3	0	0	0	1	0	0	8
Dewey Burke	0-0	0-0	0-0	0-0-0	0	0	0	0	0	0	0+
Deon Thompson	2-4	0-0	0-0	3-0-3	2	4	0	0	0	0	13
Wes Miller	0-0	0-0	0-0	0-0-0	0	0	0	0	0	0	7
Surry Wood	0-0	0-0	0-0	0-0-0	0	0	0	0	0	0	0+
Alex Stephenson	0-0	0-0	0-0	0-1-1	0	0	0	1	0	0	5
Mike Copeland	0-0	0-0	0-0	0-0-0	0	0	0	0	0	0	0+
Team				1-2-3							
Totals	25-52	6-16	25-34	14-26-40	17	81	12	10	3	6	200

Halftime: UNC 41-33

Officials: Randy McCall, Patrick Driscoll, L. Douglas Sirmons

Attendance: 14,148

2008 BOX SCORES

Michigan State advanced to its seventh Sweet 16 in 11 years thanks to a stellar defensive effort. In games against Temple and Pittsburgh, the Spartans allowed opponents to shoot just 35.2 percent from the field. Raymar Morgan led MSU with 15 points vs. the Owls, while Drew Neitzel poured in 21 against the Panthers. In the Sweet 16, the Spartans were overwhelmed by Memphis, falling behind, 50-20, at halftime.

#5 MICHIGAN STATE 72 - #12 TEMPLE 61

March 20, 2008 - Denver, Colo.

MICHIGAN STATE	FG-FGA	3FG	FT-FTA	O-D-R	PF	TP	A	TO	BS	S	MIN
Raymar Morgan, f	7-9	1-1	0-0	1-3-4	2	15	3	4	0	3	29
Kalin Lucas, g	2-7	0-1	4-4	1-1-2	3	8	7	2	0	1	27
Drew Neitzel, g	2-11	1-8	0-0	0-3-3	4	5	3	1	0	0	28
Goran Sutton, f	3-5	0-0	0-0	3-6-9	3	6	1	1	0	0	27
Drew Naymick, c	4-6	0-0	2-4	4-4-8	3	10	1	0	1	0	23
Idong Ibok	1-1	0-0	0-0	0-0-0	0	2	0	1	0	0	7
Chris Allen	4-10	2-5	2-2	0-2-2	1	12	0	1	0	0	22
Travis Walton	1-3	0-0	4-4	0-2-2	3	6	3	2	0	0	26
Durrell Summers	2-2	0-0	4-4	0-2-2	1	8	1	1	0	0	10
Marquise Gray	0-0	0-0	0-0	0-1-1	1	0	0	0	0	0	1
Team				1-3-4							
Totals	26-54	4-15	16-18	10-27-37	18	72	19	12	2	4	200

TEMPLE	FG	3FG	FT	O-D-R	PF	PTS	A	TO	B	S	MIN
Mark Tyndale, g	6-14	1-4	3-6	2-5-7	3	16	4	3	0	2	37
Lavoy Allen, f	5-8	2-2	1-1	4-7-11	1	13	2	4	0	0	34
Sergio Olmos, c	1-7	0-0	4-4	0-1-1	0	6	0	1	0	0	24
Luis Guzman, g	1-3	0-1	1-2	1-1-2	0	3	0	0	0	0	12
Dionte Christinas, g	1-12	0-8	1-2	1-2-3	4	3	2	2	0	2	36
Chris Clark	0-2	0-2	2-2	0-0-0	0	2	1	0	0	0	13
Ryan Brooks	5-8	3-6	1-2	1-1-2	1	14	2	1	1	0	30
Semaj Inge	2-2	0-0	0-0	0-1-1	3	4	1	0	1	3	14
Team				2-0-2							
Totals	21-56	6-23	13-19	11-18-29	12	61	13	11	2	7	200

Halftime: MSU 35-26

Officials: Mark Whitehead, Ken Ditty, Michael Eades

Attendance: 19,010

#5 MICHIGAN STATE 65 - #4 PITTSBURGH 54

March 22, 2008 - Denver, Colo.

MICHIGAN STATE	FG-FGA	3FG	FT-FTA	O-D-R	PF	TP	A	TO	BS	S	MIN
Raymar Morgan, f	2-4	0-0	0-0	0-3-3	4	4	0	2	1	0	20
Kalin Lucas, g	8-14	0-0	3-3	0-2-2	3	19	1	2	0	0	27
Drew Neitzel, g	8-14	5-8	4-4	0-4-4	0	21	4	3	0	0	36
Goran Sutton, f	7-11	0-0	0-0	4-5-9	3	14	2	1	1	1	34
Drew Naymick, c	1-3	0-0	0-0	0-7-7	3	2	1	1	1	0	21
Idong Ibok	0-1	0-0	0-0	3-0-3	0	0	0	1	0	0	13
Chris Allen	1-3	1-1	0-0	0-1-1	0	3	0	1	0	0	14
Travis Walton	0-2	0-0	2-2	0-4-4	3	2	3	3	0	0	23
Durrell Summers	0-1	0-1	0-0	0-0-0	1	0	0	1	0	0	7
Marquise Gray	0-0	0-0	0-0	0-1-1	0	0	1	0	0	0	5
Team				3-1-4							
Totals	25-52	6-10	9-9	10-27-37	17	65	12	15	3	1	200

Pittsburgh	FG	3FG	FT	O-D-R	PF	PTS	A	TO	B	S	MIN
Keith Benjamin, f	1-3	0-1	0-0	1-2-3	1	2	0	0	1	0	30
Sam Young, f	4-12	1-5	6-7	0-1-1	2	15	0	2	4	1	35
DeJuan Blair, c	4-11	0-0	2-2	3-4-7	3	10	0	1	4	2	33
Levance Fields, g	6-12	1-5	6-6	1-4-5	2	19	2	4	0	1	36
Ronald Ramon, g	1-9	0-4	0-0	1-2-3	3	2	2	1	0	2	34
Tyrell Biggs	1-3	0-1	0-0	1-0-1	2	2	0	1	0	0	11
Gilbert Brown	0-2	0-1	4-4	0-0-0	3	4	0	0	0	2	21
Team				2-4-6							
Totals	17-52	2-17	18-19	9-17-26	16	54	4	9	9	8	200

Halftime: MSU 30-28

Officials: Dick Cartmell, Scott Thornley, Michael Eades

Attendance: 19,299

#1 MEMPHIS 92 - #5 MICHIGAN STATE 74

March 28, 2008 - Houston, Texas

MICHIGAN STATE	FG-FGA	3FG	FT-FTA	O-D-R	PF	TP	A	TO	BS	S	MIN
Raymar Morgan, f	2-6	0-0	3-6	4-3-7	3	7	2	0	1	1	31
Goran Sutton, f	11-14	1-1	0-0	1-8-9	3	23	0	3	1	0	29
Drew Naymick, c	2-5	0-1	0-0	0-1-1	1	4	1	0	1	0	23
Kalin Lucas, g	3-7	0-1	5-6	1-0-1	5	11	4	2	0	1	23
Drew Neitzel, g	2-8	2-7	0-0	1-0-1	3	6	7	2	0	0	29
Idong Ibok	0-0	0-0	0-0	1-1-2	3	0	0	1	0	0	6
Chris Allen	8-15	2-8	2-3	1-3-4	5	20	0	2	0	0	22
Travis Walton	0-1	0-0	0-0	0-0-0	4	0	3	2	0	0	20
Durrell Summers	1-3	0-0	1-2	0-0-0	1	3	1	0	0	0	14
Isaiah Dahlman	0-0	0-0	0-0	0-0-0	0	0	0	0	0	0	2
Marquise Gray	0-0	0-0	0-0	0-0-0	0	0	0	0	0	0	1
Team				2-1-3							
Totals	29-59	5-18	11-17	11-17-28	28	74	18	12	3	2	200

Memphis	FG	3FG	FT	O-D-R	PF	PTS	A	TO	B	S	MIN
Robert Dozier, f	3-7	0-0	3-6	4-6-10	4	9	0	0	2	0	21
Joey Dorsey, f	3-4	0-0	0-2	3-1-4	2	6	1	1	2	3	29
Antonio Anderson, g	3-10	1-4	3-3	1-4-5	2	10	4	0	1	2	37
Chris Douglas-Roberts, g	7-12	0-2	11-12	2-3-5	2	25	2	3	1	2	31
Derrick Rose, g	10-16	1-3	6-7	3-1-4	1	27	5	1	0	0	26
Shawn Taggart	2-6	0-1	1-2	2-2-4	3	5	0	1	1	1	22
Willie Kemp	2-2	2-2	2-2	0-0-0	0	8	1	0	0	0	16
Pierre Niles	1-1	0-0	0-0	0-0-0	0	2	0	0	0	0	2
Andre Allen	0-1	0-1	0-1	0-0-0	2	0	0	1	0	1	14
Doneal Mack	0-0	0-0	0-0	0-0-0	0	0	0	1	0	0	2
Team				2-5-7							
Totals	31-59	4-13	26-35	17-22-39	16	92	19	9	7	9	200

Halftime: MEM 50-20

Officials: Karl Hess, Bert Smith, Tom O'Neill

Attendance: 32,931



KALIN LUCAS SCORED 19 POINTS AGAINST PITTSBURGH IN THE 2008 SECOND ROUND.

2009 BOX SCORES

Entering the tournament with its highest seed since 2001, No. 2 Michigan State defeated Robert Morris and USC in Minneapolis to advance to the Midwest Regional. Against the Colonials, the Spartans used a 21-0 run over the final 4:18 of the first half and the first 4:24 of the second half to cruise to a 77-62 victory. In the second round, MSU held USC without a point over the game's final 3:52 to win a back and forth contest. In the Sweet 16, the Spartans rallied from a 13-point deficit to claim victory, as Lucas scored seven straight points in the final minute. In the Elite Eight, MSU defeated overall No. 1 seed Louisville, 64-52, as the Spartans used a 14-3 run midway through the second half to advance to their fifth Final Four in 11 seasons. Goran Sutton was named Midwest Regional Most Outstanding Player. Having finally reached Detroit, the Spartans were pitted against another No. 1 seed from the BIG EAST conference, Connecticut. Michigan State took a two-point lead into the half and slowly pulled away in the second half, extending the lead up to 11 in the final four minutes and held on for an 82-73 victory. MSU would fall 89-72 in the National Championship game, but it was a run for the ages. Sutton and Lucas each earned a spot on the All-Tournament Team.

#2 MICHIGAN STATE 77 - #15 ROBERT MORRIS 62

March 20, 2009 - Minneapolis, Minn.

MICHIGAN STATE	FG-FGA	3FG	FT-FTA	O-D-R	PF	TP	A	TO	B	S	MIN
Raymar Morgan, f	7-14	1-2	1-4	3-2-5	3	16	1	1	0	1	20
Delvon Roe, f	2-4	0-0	0-0	3-2-5	1	4	1	0	1	0	16
Goran Sutton, c	3-4	0-0	5-5	4-13-17	2	11	2	0	2	2	24
Kalin Lucas, g	4-9	1-1	4-4	0-0-0	0	13	3	2	0	1	25
Travis Walton, g	0-3	0-0	0-0	0-1-1	4	0	1	1	0	0	21
Idong Ibok	0-1	0-0	0-0	0-0-0	0	0	0	0	0	0	4
Chris Allen	3-8	2-4	2-2	0-2-2	0	10	0	1	0	0	20
Austin Thornton	0-0	0-0	0-0	0-0-0	0	0	0	0	0	0	3
Durrell Summers	1-4	0-2	1-2	0-3-3	0	3	1	1	0	1	17
Mike Kebler	0-0	0-0	0-0	0-0-0	0	0	0	0	0	0	1
Isaiah Dahlman	1-1	0-0	0-1	0-1-1	2	0	0	0	0	0	4
Draymond Green	7-8	0-0	2-3	2-1-3	3	16	1	0	1	1	17
Korie Lucious	0-5	0-4	0-0	1-2-3	0	0	4	2	0	0	16
Tom Herzog	0-0	0-0	0-0	0-0-0	0	0	0	0	0	0	1
Marquise Gray	0-0	0-0	2-2	0-3-3	2	2	1	1	0	0	11
Team				4-2-6							
Totals	28-61	4-13	17-23	17-32-49	15	77	15	10	4	6	200

Robert Morris	FG	3FG	FT	O-D-R	PF	PTS	A	TO	B	S	MIN
Rob Robinson, f	3-11	0-0	1-3	2-3-5	2	7	4	0	2	1	28
Dallas Green, f	2-3	0-0	0-0	0-0-0	2	4	0	0	2	0	15
Bateko Francisco, g	2-8	1-2	0-0	1-3-4	4	5	3	0	0	1	26
Jimmy Langhurst, g	3-9	3-8	0-0	1-2-3	2	9	3	2	0	0	32
Jeremy Chappell, g	5-14	0-5	1-2	1-5-6	1	11	3	2	3	2	24
Mezie Nwigwe	2-4	1-2	3-5	0-3-3	2	8	2	2	0	2	22
Ifeanyi Ehirim	2-2	0-0	1-1	1-1-2	0	5	1	0	0	1	12
Gary Wallace	3-4	0-0	1-2	0-1-1	3	7	0	0	0	0	15
Khalif Foster	1-1	0-0	0-0	0-1-1	0	2	0	0	0	1	3
Josiah Whitehead	2-5	0-0	0-0	0-0-0	1	4	0	0	0	0	13
Team				2-1-3							
Totals	25-61	5-17	7-13	8-20-28	17	62	16	6	7	8	200

Halftime: MSU 41-30

Officials: Robert Maxwell, Verne Harris, Brent Meaux

Attendance: 12,814



IN ADDITION TO HIS DEFENSE, TRAVIS WALTON SCORED A CAREER-HIGH 18 VS. USC.

#2 MICHIGAN STATE 74 - #10 USC 69

March 22, 2009 - Minneapolis, Minn.

MICHIGAN STATE	FG-FGA	3FG	FT-FTA	O-D-R	PF	TP	A	TO	B	S	MIN
Raymar Morgan, f	0-4	0-0	3-4	1-1-2	4	3	1	2	0	0	17
Delvon Roe, f	3-5	0-0	4-7	0-2-2	1	10	1	1	0	0	17
Goran Sutton, c	1-10	1-2	4-4	4-6-10	4	7	3	3	1	1	27
Kalin Lucas, g	3-6	0-1	4-4	0-1-1	1	10	7	1	0	1	35
Travis Walton, g	8-13	0-0	2-2	0-0-0	2	18	2	2	0	2	26
Idong Ibok	0-0	0-0	0-0	0-0-0	1	0	0	0	0	0	1
Chris Allen	2-5	2-5	2-2	0-1-1	3	8	3	0	0	0	24
Durrell Summers	4-5	3-4	0-0	4-4-8	1	11	2	2	0	1	26
Draymond Green	1-2	0-0	5-8	1-8-9	0	7	1	4	0	0	22
Korie Lucious	0-1	0-1	0-0	0-0-0	0	0	0	0	0	0	3
Marquise Gray	0-0	0-0	0-0	0-0-0	1	0	0	0	0	0	2
Team				2-1-3							
Totals	22-51	6-13	24-31	12-24-36	18	74	20	16	1	5	200

USC	FG	3FG	FT	O-D-R	PF	PTS	A	TO	B	S	MIN
Leonard Washington	4-8	0-0	2-2	4-3-7	4	10	0	1	0	2	37
DeMar DeRozan	6-13	0-3	6-7	0-5-5	2	18	2	2	0	0	24
Daniel Hackett	5-11	1-3	2-3	1-2-3	2	13	5	3	0	3	40
Dwight Lewis	6-17	0-3	7-8	2-3-5	2	19	0	2	0	2	40
Taj Gibson	0-2	0-0	3-4	0-0-0	5	3	1	3	5	1	23
Marcus Johnson	0-2	0-0	0-0	0-0-0	1	0	0	0	0	1	3
Nikola Vucevic	2-3	0-1	2-2	3-1-4	4	6	0	0	0	0	22
Marcus Simmons	0-1	0-0	0-0	0-0-0	1	0	2	0	0	0	8
Keith Wilkinson	0-0	0-0	0-0	0-0-0	0	0	0	0	0	1	3
Team				2-4-6							
Totals	23-57	1-10	22-26	12-18-30	21	69	10	11	5	10	200

Halftime: MSU 40-37

Officials: Gary Maxwell, Verne Harris, Rick Hartzell

Attendance: 14,279

#2 MICHIGAN STATE 67 - #3 KANSAS 62

March 27, 2009 - Indianapolis, Ind.

MICHIGAN STATE	FG-FGA	3FG	FT-FTA	O-D-R	PF	TP	A	TO	B	S	MIN
Raymar Morgan, f	1-6	0-1	2-2	1-0-1	2	4	0	2	0	0	13
Delvon Roe, f	0-0	0-0	0-0	0-1-1	0	0	2	0	0	0	10
Goran Sutton, c	8-16	1-3	3-3	2-7-9	3	20	0	3	1	5	33
Kalin Lucas, g	5-15	1-4	7-7	1-1-2	0	18	7	2	0	4	35
Travis Walton, g	1-5	0-0	0-0	1-4-5	3	2	5	1	0	1	29
Idong Ibok	0-0	0-0	0-0	0-0-0	2	0	0	1	1	0	7
Chris Allen	2-7	1-4	2-2	2-1-3	1	7	3	0	0	0	20
Durrell Summers	3-4	2-3	1-2	3-2-5	3	9	0	0	0	1	26
Draymond Green	3-6	0-0	1-1	1-0-1	1	7	0	1	0	2	21
Korie Lucious	0-0	0-0	0-0	0-0-0	1	0	0	2	0	0	4
Marquise Gray	0-0	0-0	0-0	0-0-0	0	0	0	1	0	0	2
Team				2-2-4							
Totals	23-59	5-16	16-17	13-18-31	16	67	17	13	2	13	200

KANSAS	FG	3FG	FT	O-D-R	PF	PTS	A	TO	B	S	MIN
Marcus Morris, f	1-4	0-0	2-2	1-1-2	3	4	0	2	0	1	14
Cole Aldrich, c	6-13	0-0	5-6	5-9-14	1	17	4	4	4	2	34
Sherron Collins, g	9-13	2-5	0-1	0-2-2	2	20	3	6	0	0	38
Brady Morningstar, g	3-8	0-2	0-0	1-2-3	0	6	2	2	0	2	34
Tyshawn Taylor, g	2-4	0-1	4-4	0-1-1	3	8	2	3	0	1	28
Tyrell Reed	1-2	1-2	0-0	0-1-1	5	3	0	2	0	0	21
Markieff Morris	1-7	0-2	0-0	3-4-7	1	2	0	0	0	0	24
Mario Little	1-2	0-0	0-0	1-0-1	2	2	0	0	0	1	7
Team				2-4-6							
Totals	24-53	3-12	11-13	13-24-37	17	62	11	19	4	7	200

Halftime: Kansas, 36-29

Officials: Jamie C. Luckie, L. Douglas Simons, Michael Stephens

Attendance: 33,780



KALIN LUCAS SCORED THE GO-HEAD THREE-POINT PLAY IN THE FINAL MINUTE VS. KANSAS.

2010-11 SPARTAN BASKETBALL

#2 MICHIGAN STATE 64 - #1 LOUISVILLE 52

March 29, 2009 - Indianapolis, Ind.

MICHIGAN STATE	FG-FGA	3FG	FT-FTA	O-D-R	PF	TP	A	TO	B	S	MIN
Raymar Morgan, f	0-2	0-1	0-0	0-2-2	4	0	0	0	0	0	10
Delvon Roe, f	1-1	0-0	0-0	0-0-0	2	2	1	0	0	0	14
Goran Suton, c	7-15	3-5	2-4	4-6-10	2	19	4	3	1	1	32
Kalin Lucas, g	3-7	2-4	2-3	3-0-3	2	10	5	4	0	1	30
Travis Walton, g	3-8	0-0	2-2	0-2-2	3	8	2	1	0	2	30
Idong Ibok	0-0	0-0	0-0	0-0-0	0	0	0	0	0	0	1
Chris Allen	1-5	0-2	0-0	3-1-4	2	2	3	1	0	0	18
Austin Thornton	0-0	0-0	0-0	0-0-0	0	0	0	1	0	0	1
Durrell Summers	4-6	2-3	2-2	0-3-3	1	12	1	1	0	0	25
Isaiah Dahlman	0-0	0-0	0-0	0-0-0	0	0	0	0	0	0	1
Draymond Green	3-6	0-0	0-0	2-8-10	3	6	3	0	0	2	24
Jon Crandell	0-0	0-0	0-0	0-0-0	0	0	0	0	0	0	1
Korie Lucious	1-1	1-1	0-0	0-0-0	0	3	0	1	0	1	5
Tom Herzog	0-0	0-0	0-0	0-0-0	0	0	0	0	0	0	1
Marquise Gray	1-1	0-0	0-0	0-1-1	3	2	0	0	0	0	7
Team				1-1-2							
Totals	22-52	8-16	8-11	13-24-37	22	64	19	12	1	7	200

LOUISVILLE	FG	3FG	FT	O-D-R	PF	PTS	A	TO	B	S	MIN
Terrence Williams, f	1-7	0-3	3-4	1-5-6	0	5	4	1	1	0	35
Earl Clark, f	8-17	2-5	1-4	2-3-5	3	19	2	2	1	0	40
Samardo Samuels, c	0-6	0-0	0-0	3-4-7	3	0	0	4	2	0	22
Andre McGee, g	0-1	0-1	0-0	0-2-2	1	0	1	2	0	2	24
Jerry Smith, g	3-5	1-2	1-2	1-0-1	4	8	0	0	0	1	16
Preston Knowles	4-7	2-3	1-2	2-0-2	1	11	2	0	0	2	24
Edgar Sosa	1-1	1-1	2-2	0-1-1	2	5	2	2	0	0	16
Reginald Delk	0-1	0-1	0-0	0-0-0	1	0	1	0	1	0	5
Jered Swopshire	0-0	0-0	0-0	0-1-1	0	0	0	0	0	0	0+
Terrence Jennings	1-2	0-0	2-4	1-1-2	0	4	0	1	0	2	18
Team				1-1-2							
Totals	18-47	6-16	10-18	11-18-29	15	52	12	12	5	7	200

Halftime: MSU 30-27

Officials: Curtis B. Shaw, Anthony K. Greene, David C. Hall

Attendance: 36,084

#2 MICHIGAN STATE 82 - #1 UCONN 73

April 4, 2009 - Detroit, Mich.

MICHIGAN STATE	FG-FGA	3FG	FT-FTA	O-D-R	PF	TP	A	TO	B	S	MIN
Raymar Morgan, f	7-13	0-0	4-6	3-6-9	3	18	1	0	0	5	30
Delvon Roe, f	2-4	0-0	0-0	4-4-8	2	4	0	0	2	0	21
Goran Suton, c	2-5	0-1	0-0	2-5-7	4	4	2	3	1	2	28
Kalin Lucas, g	7-15	3-6	4-6	0-2-2	1	21	5	3	0	0	33
Travis Walton, g	1-6	0-0	0-0	0-0-0	3	2	8	0	0	2	23
Idong Ibok	0-0	0-0	0-0	1-1-2	3	0	0	1	0	0	6
Chris Allen	1-6	0-2	0-0	1-1-2	1	2	0	1	0	0	9
Durrell Summers	4-9	1-5	1-1	3-3-6	2	10	1	1	0	1	23
Draymond Green	3-4	0-0	2-4	1-1-2	5	8	1	1	0	1	12
Korie Lucious	3-8	2-5	3-3	0-0-0	1	11	0	0	0	0	9
Marquise Gray	1-2	0-0	0-0	1-1-2	1	2	0	1	0	0	6
Team				2-0-2							
Totals	31-72	6-19	14-20	18-24-42	25	82	18	11	3	11	200

UCONN	FG	3FG	FT	O-D-R	PF	PTS	A	TO	B	S	MIN
Jeff Adrien, f	5-10	0-0	3-7	3-4-7	2	13	1	2	2	0	32
Stanley Robinson, f	5-6	1-1	4-4	3-10-13	3	15	0	5	2	0	31
Hasheem Thabeet, c	6-13	0-0	5-7	3-3-6	3	17	1	1	2	1	36
A.J. Price, g	5-20	1-3	4-4	1-5-6	3	15	1	2	0	2	32
Craig Austrie, g	2-4	0-2	2-2	2-1-3	2	6	2	1	0	0	37
Donnell Beverly	0-0	0-0	0-0	0-0-0	0	0	0	0	0	0	2
Kemba Walker	1-5	0-0	3-9	1-1-2	4	5	2	4	0	1	20
Gavin Edwards	1-1	0-0	0-0	2-2-4	1	2	1	1	1	1	10
Team				1-0-1							
Totals	25-59	2-6	21-33	16-26-42	18	73	8	16	7	5	200

Halftime: MSU, 38-36

Officials: John Cahill, Leslie Jones, Michael Stuart

Attendance: 72,456



RAYMAR MORGAN SCORES TWO OF HIS 21 POINTS VS. CONNECTICUT.

#1 NORTH CAROLINA 89 - #2 MICHIGAN STATE 72

April 6, 2009 - Detroit, Mich.

MICHIGAN STATE	FG-FGA	3FG	FT-FTA	O-D-R	PF	TP	A	TO	B	S	MIN
Raymar Morgan, f	1-2	0-0	2-2	1-0-1	5	4	0	1	0	0	19
Delvon Roe, f	1-1	0-0	0-1	2-6-8	3	2	0	1	1	0	17
Goran Suton, c	7-10	3-4	0-0	3-8-11	3	17	0	3	2	0	31
Kalin Lucas, g	4-12	0-1	6-8	0-0-0	2	14	7	6	0	0	35
Travis Walton, g	0-2	0-0	2-2	0-1-1	3	2	3	4	0	0	24
Idong Ibok	0-0	0-0	0-0	0-1-1	0	0	0	0	0	0	1
Chris Allen	0-8	0-7	3-5	1-0-1	2	3	1	0	0	0	17
Austin Thornton	0-1	0-0	2-2	0-3-3	1	2	0	0	0	0	3
Durrell Summers	4-10	2-6	3-4	2-3-5	1	13	2	2	1	0	21
Isaiah Dahlman	1-1	0-0	0-0	1-0-1	2	0	0	0	0	0	1
Draymond Green	2-2	0-0	3-5	2-5-7	3	7	0	2	0	1	12
Jon Crandell	0-0	0-0	0-0	0-0-0	0	0	0	0	0	0	1
Korie Lucious	2-5	2-5	0-0	0-0-0	3	6	0	2	0	0	14
Tom Herzog	0-0	0-0	0-0	0-0-0	0	0	0	0	1	0	1
Marquise Gray	0-1	0-0	0-0	1-0-1	2	0	0	0	0	0	3
Team				0-2-2							
Totals	22-55	7-23	21-29	13-29-42	28	72	13	21	5	1	200

NORTH CAROLINA	FG	3FG	FT	O-D-R	PF	PTS	A	TO	B	S	MIN
Deon Thompson, f	3-8	0-0	3-4	0-3-3	4	9	0	2	0	0	23
Tyler Hansbrough, f	6-14	0-2	6-10	1-6-7	3	18	2	2	0	0	34
Ty Lawson, g	3-10	0-3	15-18	0-4-4	0	21	6	1	0	8	37
Danny Green, g	2-4	2-3	0-0	2-1-3	5	6	4	2	0	1	24
Wayne Ellington, g	7-12	3-3	2-2	2-2-4	2	19	0	0	0	0	35
Marc Campbell	0-1	0-0	0-0	0-1-1	0	0	0	0	0	0	1
Bobby Frasor	1-2	0-1	0-0	1-0-1	3	2	1	0	0	0	23
Larry Drew II	0-1	0-0	0-0	0-0-0	0	0	0	0	0	0	4
J.B. Tanner	0-0	0-0	0-0	0-0-0	0	0	0	0	0	0	1
Justin Watts	1-2	0-0	0-0	1-0-1	0	2	0	0	0	0	1
Ed Davis	5-7	0-0	1-4	2-6-8	4	11	0	0	0	0	14
Patrick Moody	0-0	0-0	0-0	0-0-0	0	0	0	0	0	0	1
Mike Copeland	0-0	0-0	0-0	0-0-0	0	0	0	0	0	0	1
Tyler Zeller	0-0	0-0	1-2	0-1-1	1	1	0	0	0	0	1
Team				2-0-2							
Totals	28-61	5-12	28-40	11-24-35	22	89	13	7	0	9	200

Halftime: UNC 55-34

Officials: Tom O'Neill, Curtis Shaw, Tony Greene

Attendance: 72,922

2010 BOX SCORES

Michigan State used an inspired effort to overcome injuries and advance to its second straight Final Four. In the first round, MSU sprinted out to a 16-point first half lead vs. New Mexico State. The Aggies bounced back and took a lead in the second half, but the Spartan defense allowed just eight points in the final 8:34 en route to a 70-67 victory. In the second round, MSU held a 48-39 halftime lead against Maryland, but the Spartans lost Kalin Lucas late in the first half with an Achilles injury. Despite being shorthanded, MSU held an 80-71 lead with 2:05 left. But Maryland answered with a 10-0 run. There were four lead changes in the final 40 seconds capped by a Korie Lucious buzzer-beating 3-pointer to give the Spartans an 85-83 victory. In the regional semifinal, the Spartans trailed 29-22 at the half to Northern Iowa, but outscored the Panthers, 37-23 in the second half, holding UNI without a field goal for the final 10:20. MSU faced Tennessee in the regional final, edging the Vols 70-69 on a free throw from Raymar Morgan with 1.8 seconds remaining. Durrell Summers poured in a game-high 21 points on 8-of-10 shooting. In the Final Four, MSU came up just short of advancing to the title game, falling to Butler, 52-50.

#5 MICHIGAN STATE 70 - #12 NEW MEXICO STATE 67

March 19, 2010 - Spokane, Wash.

MICHIGAN STATE	FG-FGA	3FG	FT-FTA	O-D-R	PF	TP	A	TO	B	S	MIN
Derrick Nix, c	0-2	0-0	2-2	1-2-3	0	2	0	1	0	0	5
Kalin Lucas, g	7-11	3-5	8-12	1-1-2	1	25	4	2	0	1	36
Raymar Morgan, f	3-7	0-0	5-6	3-1-4	3	11	1	3	0	1	25
Chris Allen, g	0-3	0-2	1-3	0-0-0	2	1	5	0	0	0	26
Durrell Summers, g	5-15	2-8	2-2	3-0-3	4	14	0	0	0	2	32
Delvon Roe	2-2	0-0	3-5	1-5-6	3	7	1	1	1	1	20
Austin Thornton	1-2	1-1	0-0	1-2-3	1	3	0	0	0	0	4
Mike Kebler	0-0	0-0	0-0	0-0-0	0	0	0	0	0	0	2
Draymond Green	0-3	0-0	2-2	2-10-12	3	2	3	2	2	0	25
Korie Lucious	1-6	1-3	0-1	0-0-0	4	3	2	0	0	0	16
Garrick Sherman	1-2	0-0	0-0	1-3-4	1	2	0	0	1	0	9
Team				1-2-3							
Totals	20-53	7-19	23-33	14-26	22	70	16	9	4	5	200

NEW MEXICO STATE	FG	3FG	FT	O-D-R	PF	PTS	A	TO	B	S	MIN
Wendell McKines, f	1-8	0-1	5-9	2-5-7	2	7	0	2	1	0	34
Hamidu Rahman, c	4-5	0-0	0-0	3-2-5	2	8	0	0	1	2	18
Jahmar Young, g	4-11	0-1	5-6	0-4-4	5	13	3	1	0	1	30
Hernst Laroche, g	0-4	0-3	0-0	1-1-2	2	0	3	2	0	1	37
Jonathan Gibson, g	5-13	4-9	2-2	0-1-1	4	16	1	2	0	2	36
Tony Gillenwater	7-12	2-4	1-5	3-8-11	3	17	1	1	1	1	24
Gordo Castillo	2-4	2-3	0-0	0-0-0	3	6	0	2	0	0	17
Tyrone Watson	0-0	0-0	0-0	0-2-2	1	0	0	1	0	0	4
Team				6-2-8							
Totals	23-57	8-21	13-22	15-25-40	23	67	8	11	3	7	200

Halftime: MSU, 42-29

Officials: Dick Cartmell, Ray Perone, Earl Watson

Attendance: 10,851

#5 MICHIGAN STATE 85 - #4 MARYLAND 83

March 21, 2010 - Spokane, Wash.

MICHIGAN STATE	FG-FGA	3FG	FT-FTA	O-D-R	PF	TP	A	TO	B	S	MIN
Raymar Morgan, f	7-11	1-1	2-2	1-8-9	2	17	2	6	3	1	35
Delvon Roe, f	1-3	0-0	2-2	1-4-5	2	4	3	1	0	0	24
Derrick Nix, c	3-6	0-0	2-4	0-0-4	1	8	0	0	0	0	15
Kalin Lucas, g	1-4	0-1	2-2	0-0-0	0	4	6	1	0	1	16
Durrell Summers, g	10-14	6-7	0-0	1-3-4	4	26	0	3	0	0	30
Chris Allen	0-0	0-0	0-0	0-0-0	0	0	0	1	0	0	4
Austin Thornton	1-5	0-2	2-2	2-0-2	0	4	0	1	0	0	12
Mike Kebler	0-0	0-0	0-0	0-0-0	0	0	0	0	0	0	8
Draymond Green	4-6	0-0	1-2	0-8-8	4	9	5	2	2	1	23
Korie Lucious	5-8	3-6	0-0	1-1-2	3	13	2	2	0	0	27
Garrick Sherman	0-1	0-0	0-0	0-1-1	3	0	0	1	0	0	6
Team				3-4-7							
Totals	32-58	10-17	11-14	13-29-42	19	85	18	19	5	3	200

MARYLAND	FG	3FG	FT	O-D-R	PF	PTS	A	TO	B	S	MIN
Landon Milbourne, f	5-10	1-2	0-0	1-2-3	1	11	0	0	0	0	30
Jordan Williams, f	4-7	0-0	2-5	2-8-10	3	10	1	1	0	0	29
Eric Hayes, g	6-12	4-7	2-2	0-0-0	0	18	7	0	0	2	32
Sean Mosley, g	1-2	0-0	4-4	0-1-1	1	6	1	1	0	1	14
Greivis Vasquez, g	9-20	2-6	6-7	4-0-4	3	26	8	3	0	3	37
Adrian Bowie	3-10	2-3	0-0	0-0-0	2	8	2	1	0	0	27
Cliff Tucker	1-4	0-1	2-2	1-0-1	1	4	1	0	0	2	14
Dino Gregory	0-1	0-0	0-0	0-2-2	3	0	0	0	0	0	17
Team				2-1-3							
Totals	29-66	9-19	16-20	10-14-24	14	83	20	6	0	8	200

Halftime: MSU, 48-39

Officials: Doug Sirmons, Dick Cartmell, James Breeding

Attendance: 11,015

#5 MICHIGAN STATE 59 - #9 NORTHERN IOWA 52

March 26, 2010 - St. Louis

MICHIGAN STATE	FG-FGA	3FG	FT-FTA	O-D-R	PF	TP	A	TO	B	S	MIN
Raymar Morgan, f	2-4	0-0	3-4	0-3-3	5	7	2	4	0	1	25
Delvon Roe, f	2-2	0-0	2-2	3-2-5	1	6	2	1	1	2	27
Derrick Nix, c	0-1	0-0	0-0	0-1-1	1	0	0	1	0	0	3
Durrell Summers, g	7-15	4-9	1-2	1-6-7	3	19	2	1	0	0	37
Korie Lucious, g	3-9	2-3	2-3	0-6-6	1	10	4	2	0	4	39
Chris Allen	2-4	1-3	0-0	1-0-1	4	5	1	1	1	0	22
Austin Thornton	0-1	0-0	0-0	0-2-2	0	0	0	0	0	0	8
Mike Kebler	0-0	0-0	0-0	0-0-0	0	0	0	0	0	0	2
Draymond Green	1-6	0-1	6-8	0-5-5	2	8	4	0	1	0	28
Garrick Sherman	2-2	0-0	0-0	0-1-1	2	4	0	0	0	1	9
Team				1-0-1							
Totals	19-44	7-19	14-19	6-26-32	19	59	15	10	3	8	200

NORTHERN IOWA	FG	3FG	FT	O-D-R	PF	PTS	A	TO	B	S	MIN
Adam Koch, f	4-6	1-1	4-6	2-1-3	4	13	0	0	0	1	18
Jordan Eglseder, c	4-9	0-0	1-2	0-4-4	0	9	0	1	1	1	22
Ali Farokhmanesh, g	2-9	1-6	4-6	0-1-1	0	9	1	1	0	0	31
Kwadzo Ahelegbe, g	4-8	0-0	4-4	0-4-4	0	12	2	5	0	1	28
Johnny Moran, g	1-4	1-4	0-0	0-2-2	1	3	0	0	0	0	26
Jake Koch	2-4	1-3	1-2	0-4-4	1	6	0	2	2	0	22
Kerwin Dunham	0-1	0-1	0-0	1-0-1	4	0	0	0	0	1	24
Marc Sonnen	0-2	0-1	0-0	0-0-0	0	0	0	0	0	0	9
Lucas O'Rear	0-1	0-0	0-0	0-1-1	3	0	1	1	0	0	17
Anthony James	0-0	0-0	0-0	0-0-0	0	0	0	0	0	0	3
Team				1-5-6							
Totals	17-44	4-16	14-21	4-22-26	13	52	4	10	3	6	200

Halftime: NIU, 29-22

Officials: Paul Janssen, Pat Adams, Jeff Clark

Attendance: 26,377

#5 MICHIGAN STATE 70 - #6 TENNESSEE 69

March 28, 2010 - St. Louis

MICHIGAN STATE	FG-FGA	3FG	FT-FTA	O-D-R	PF	TP	A	TO	B	S	MIN
Raymar Morgan, f	4-11	0-1	5-6	6-4-10	1	13	2	1	2	1	35
Delvon Roe, f	1-4	0-0	1-2	0-0-0	4	3	1	1	3	1	20
Derrick Nix, c	1-1	0-0	0-0	1-0-1	1	2	0	0	0	0	13
Durrell Summers, g	8-10	4-6	1-1	1-3-4	3	21	1	2	0	0	29
Korie Lucious, g	2-9	1-7	3-4	2-1-3	0	8	4	5	1	5	35
Chris Allen	2-6	1-3	3-5	1-1-2	3	8	2	0	0	0	29
Austin Thornton	1-1	0-0	0-0	0-0-0	4	2	0	0	0	0	5
Mike Kebler	0-0	0-0	0-0	0-0-0	0	0	0	0	0	0	6
Isaiah Dahlman	0-0	0-0	0-0	0-1-1	0	0	0	0	0	0	0+
Draymond Green	5-10	0-1	3-3	0-1-1	4	13	2	2	2	1	26
Garrick Sherman	0-0	0-0	0-0	0-2-2	0	0	0	0	0	0	2
Team				2-1-3							
Totals	24-52	6-18	16-21	13-14-27	20	70	12	11	8	8	200

TENNESSEE	FG	3FG	FT	O-D-R	PF	PTS	A	TO	B	S	MIN
Wayne Chism, g	5-9	3-4	0-0	0-3-3	2	13	1	0	0	1	33
Brian Williams, c	5-8	0-0	1-4	4-5-9	2	11	0	1	2	0	33
Bobby Maze, g	3-9	1-4	2-2	0-0-0	1	9	3	2	0	1	22
J.P. Prince, g	5-5	0-0	2-2	1-2-3	4	12	5	4	1	1	28
Scotty Hopson, g	3-7	1-4	3-6	0-3-3	1	10	1	0	0	0	33
Kenny Hall	0-1	0-0	0-0	1-0-1	0	0	0	0	0	0	3
Melvin Goins	2-5	1-3	2-2	0-1-1	1	7	0	0	0	1	17
Steven Pearl	0-0	0-0	0-0	1-1-2	1	0	0	1	0	2	11
Cameron Tatum	1-2	1-1	4-5	0-1-1	2	7	1	1	0	0	12
Josh Bone	0-1	0-0	0-0	1-0-1	1	0	0	1	0	0	8
Team				2-1-3							
Totals	24-47	7-16	14-21	10-17-27	15	69	11	10	3	6	200

Halftime: UT, 41-39

Officials: John Cahill, Patrick Driscoll, Michael Stephens

Attendance: 25,242

#5 BUTLER 52 - #5 MICHIGAN STATE 50

April 3, 2010 - Indianapolis, Ind.

MICHIGAN STATE	FG-FGA	3FG	FT-FTA	O-D-R	PF	TP	A	TO	BS	S	MIN
Raymar Morgan, f	2-7	0-1	0-2	1-4-5	4	4	1	1	1	1	23
Delvon Roe, f	2-5	0-0	0-0	1-3-4	4	4	2	3	1	0	24
Derrick Nix, c	0-0	0-0	0-0	1-0-1	0	0	1	0	0	0	5
Durrell Summers, g	6-12	1-3	1-2	2-8-10	1	14	0	2	0	0	38
Korie Lucious, g	3-6	3-6	3-4	0-2-2	2	12	4	5	0	1	38
Chris Allen	0-0	0-0	0-0	0-0-0	3	0	0	3	0	0	16
Austin Thornton	0-1	0-0	0-0	0-1-1	1	0	1	0	0	0	12
Mike Kebler	0-1	0-0	0-0	1-3-4	0	0	1	0	0	0	7
Draymond Green	4-9	0-1	4-8	0-6-6	5	12	1	1	2	1	29
Garrick Sherman	1-1	0-0	2-2	0-1-1	1	4	0	1	0	0	8
Team				2-0-2							
TOTALS	18-42	4-11	10-18	8-28-36	21	50	11	16	4	3	200



11

Keith Appling
Freshman • Guard • 6-1 • 180
Detroit, Mich. • Pershing H.S.

- * 2010 McDonald's All-American
- * 2010 Hal Schram Mr. Basketball Award winner

* **Recipient of MSU's Best Defensive Player Award**

* **Started 18 of 19 games during one stretch before coming off the bench in each of the last five games**

* **Has scored in double figures in four of his last five games, averaging 10.2 points during that span**

* **Spartans are 7-1 when he scorers in double figures**

Capsule: Combo guard with tremendous ability to score ... Quick, explosive guard that will attack the rim ... Tough, hard-nosed rebounder ... Has the ability to create for teammates ... Possesses a great mid-range game.

2010-11 Notes: Has played 20 or more minutes in 10-straight games ... Averaged 7.7 points, 4.0 rebounds and 1.7 assists in three Big Ten Tournament games ... Reached double figures for the fourth straight game, scoring 10 points off the bench in the Big Ten Tournament quarterfinal vs. Purdue (3/11) ... Also added five rebounds and two assists in 26 minutes against the Boilermakers ... Had 10 points off the bench in his Big Ten Tournament debut vs. Iowa (3/10) ... His layup with 8:21 left in the second half in the Big Ten Tournament first-round game against the Hawkeyes gave MSU the lead for good at 55-54 ... Scored 10 first-half points vs. Michigan (3/5) ... After 11 straight games in single digits, scored a game-high 18 points vs. Iowa (3/2) ... Hit 4-of-4 free throws on two 1-and-1 opportunities in the final 1:22 at Minnesota (2/22), at first tying the game and then giving MSU the lead ... Dished out a career-best four assists vs. Iowa (2/2) ... Scored a season-high 19 points vs. Northwestern (1/15), knocking down 6-of-11 shots, including 5-of-8 from behind the arc. His 3-pointer in overtime gave MSU the lead for good at 67-65 ... Blocked five shots against Northwestern (1/3), equaling the fourth-best effort in MSU history and the most ever by a Spartan guard ... Although he scored no points vs. Minnesota (12/31), Coach Izzo singled him out for his exceptional defense on Blake Hoffarber ... Made his first career start vs. Oakland (12/11), scoring 12 points ... Scored 11 points vs. Bowling Green (12/4), including knocking down 3-of-5 3-pointers ... Scored 14 points, the fifth most by a Spartan freshman in his debut, on just four shots vs. Eastern Michigan (11/12).

Career/Season Highs

Minutes

Career: 37 - vs. Indiana (1/30/11)

Season: 37 - vs. Indiana (1/30/11)

Big Ten: 37 - vs. Indiana (1/30/11)

Points

Career: 19 - vs. Northwestern (1/15/11)

Season: 19 - vs. Northwestern (1/15/11)

Big Ten: 19 - vs. Northwestern (1/15/11)

Rebounds

Career: 7 - vs. Purdue (2/27/11)

Season: 7 - vs. Purdue (2/27/11)

Big Ten: 7 - vs. Purdue (2/27/11)

Assists

Career: 4 - vs. Iowa (2/2/11)

Season: 4 - vs. Iowa (2/2/11)

Big Ten: 4 - vs. Iowa (2/2/11)

Field Goals

Career: 7 - vs. Iowa (3/2/11)

Season: 7 - vs. Iowa (3/2/11)

Big Ten: 7 - vs. Iowa (3/2/11)

Field Goal Attempts

Career: 11 - vs. Northwestern (1/15/11)

Season: 11 - vs. Northwestern (1/15/11)

Big Ten: 11 - vs. Northwestern (1/15/11)

3-Point Field Goals

Career: 5 - vs. Northwestern (1/15/11)

Season: 5 - vs. Northwestern (1/15/11)

Big Ten: 5 - vs. Northwestern (1/15/11)

3-Point FG Attempts

Career: 8 - vs. Northwestern (1/15/11)

Season: 8 - vs. Northwestern (1/15/11)

Big Ten: 8 - vs. Northwestern (1/15/11)

Free Throws

Career: 7 - vs. Eastern Michigan (11/12/10)

Season: 7 - vs. Eastern Michigan (11/12/10)

Big Ten: 4 - vs. Minnesota (2/22/11)

Free Throw Attempts

Career: 7 - vs. Eastern Michigan (11/12/10)

Season: 7 - vs. Eastern Michigan (11/12/10)

Big Ten: 4 - vs. Minnesota (2/22/11)

Steals

Career: 2 - four times, last vs. Michigan (3/5/11)

Season: 2 - four times, last vs. Michigan (3/5/11)

Big Ten: 2 - three times, last vs. Michigan (3/5/11)

Blocks

Career: 5 - vs. Northwestern (1/3/11)

Season: 5 - vs. Northwestern (1/3/11)

Big Ten: 5 - vs. Northwestern (1/3/11)

Miscellaneous Stats (MSU's Record)

	Season	Career
Double-Figure Scoring	8 (7-1)	8 (7-1)
Double-Figure Rebounding	0 (0-0)	0 (0-0)
Double-Figure Assists	0 (0-0)	0 (0-0)
Double-Doubles	0 (0-0)	0 (0-0)
Led MSU in Scoring	2 (2-0)	2 (2-0)
Led MSU in Rebounding	2 (0-2)	2 (0-2)
Led MSU in Assists	2 (0-2)	2 (0-2)
20+ Point Games	0 (0-0)	0 (0-0)
30+ Point Games	0 (0-0)	0 (0-0)

Appling's Career Stats

Year	GP/GS	Min./Avg	FG-FGA	FG%	-3-Point- FG-FGA	FG%	FT-FTA	FT%	OFF-DEF	REB	AVG	PF/D	A	TO	BL	ST	PTS	AVG
2010-11	33/18	751/22.8	69-158	.437	36-89	.404	34-38	.895	18-76	94	2.8	75/0	45	52	14	20	208	6.3
Totals	32/18	751/22.8	69-158	.437	36-89	.404	34-38	.895	18-76	94	2.8	75/0	45	52	14	20	208	6.3

Appling's 2010-11 Game-by-Game Stats

Opponent	fg	3fg	ft	off-def	reb	pf	pts	ast	to	blk	stl	min
Eastern Michigan (11/12)	3-4	1-1	7-7	0-1	1 2	14	3	5	2	0	0	23
South Carolina (11/16)	2-6	1-2	0-0	0-2	2 4	5	2	3	0	0	0	18
vs. Chaminade (11/22)	2-2	1-1	3-4	0-0	0 0	8	0	0	0	0	0	13
vs. Connecticut (11/23)	0-4	0-1	4-4	1-0	1 3	4	3	0	0	0	2	14
vs. Washington (11/24)	1-2	0-1	0-0	0-0	0 3	2	0	2	0	1	1	15
Tennessee Tech (11/28)	2-4	2-4	0-0	0-2	2 1	6	2	2	0	0	0	18
at Duke (12/1)	0-1	0-0	0-0	0-0	0 2	0	0	0	0	0	0	6
Bowling Green (12/4)	4-9	3-5	0-0	1-1	2 1	11	3	1	0	0	0	25
vs. Syracuse (12/7)	1-4	0-2	0-0	0-0	0 1	2	0	3	0	0	0	14
vs. Oakland (12/11)	*	5-9	2-4	0-0	0-4	4 2	12	3	1	0	1	21
Prairie View A&M (12/18)	*	3-4	1-2	0-0	0-1	1 1	7	0	0	0	1	10
Texas (12/22)		1-6	0-3	2-2	0-4	4 0	4	0	0	0	0	20
Minnesota (12/31)	*	0-1	0-1	0-0	0-2	2 2	0	1	1	0	1	21
at Northwestern (1/3)	*	3-6	2-4	0-0	1-4	5 2	8	2	2	5	1	27
at Penn State (1/8)	*	0-2	0-2	0-0	0-3	3 2	0	1	1	0	0	17
Wisconsin (1/11)	*	2-3	1-1	0-0	0-2	2 4	5	0	2	1	1	26
Northwestern (1/15)	*	6-11	5-8	2-2	1-3	4 0	19	2	5	0	1	30
at Illinois (1/18)	*	1-5	1-5	0-0	1-3	4 4	3	1	0	0	0	28
at Purdue (1/22)	*	3-3	1-1	2-2	3-0	3 3	9	0	0	0	0	21
Michigan (1/27)	*	2-6	1-4	0-0	0-2	2 2	5	0	1	1	0	35
Indiana (1/30)	*	1-5	1-4	0-0	2-3	5 1	3	2	2	2	1	37
at Iowa (2/2)	*	0-5	0-3	0-0	0-1	1 3	0	4	2	0	1	32
at Wisconsin (2/6)	*	2-3	1-2	1-1	0-3	3 4	6	0	1	0	1	19
Penn State (2/10)	*	2-3	0-0	1-2	0-1	1 4	5	0	1	0	0	26
at Ohio State (2/15)	*	2-3	0-0	0-0	2-4	6 4	4	1	3	0	2	27
Illinois (2/19)	*	3-9	1-4	2-2	0-5	5 0	9	2	1	2	0	29
at Minnesota (2/22)	*	1-4	0-3	4-4	1-3	4 2	6	2	4	1	2	20
Purdue (2/27)	*	0-3	0-2	0-0	0-7	7 3	0	2	1	0	0	20
Iowa (3/2)		7-8	4-5	0-2	1-5	6 3	18	1	1	0	0	26
at Michigan (3/5)		3-7	2-5	2-2	0-2	2 3	10	3	2	0	2	32
vs. Iowa (3/10)		3-5	2-3	2-2	0-3	3 2	10	0	3	0	1	25
vs. Purdue (3/11)		3-4	2-2	2-2	2-3	5 4	10	2	1	0	0	26
vs. Penn State (3/12)		1-7	1-4	0-0	2-2	4 3	3	3	1	0	1	25





23 Draymond Green Junior • Forward • 6-7 • 230 Saginaw, Mich. • Saginaw H.S.

- * Originally committed to Kentucky, but decommitted when Tubby Smith left for Minnesota.
- * 2010 Big Ten Sixth Man of the Year

- * One of three players in MSU history to record a triple-double
- * Third-Team All-Big Ten
- * Recipient of MSU's Inspirational Player, Glue and Guts, and Chairman of the Boards Awards
- * Big Ten Player of the Week - Jan. 17
- * Ranks third in the Big Ten in rebounding (8.6 rpg)
- * Leads MSU in rebounds, assists and steals
- * One of 10 players in the nation to lead his team in rebounding and assists
- * Team-best nine double-doubles on the season

Capsule: Possesses strong leadership qualities, one of the best of Tom Izzo's coaching tenure ... His best skills are his versatility and high basketball IQ ... Strong rebounder ... Very tough player.

NCAA Tournament Notes: Averaging 8.6 points, 5.8 rebounds and 1.9 assists in 11 career NCAA Tournament games while shooting 53.2 percent from the floor (33-of-62) ... Named to the 2010 NCAA Midwest All-Region Team ... Last season, averaged 8.8 points, 6.4 rebound and 3.0 assists in MSU run to the Final Four ... Grabbed an NCAA career high 12 rebounds in the opener vs. New Mexico State ... Averaged 8.5 points and 5.3 rebounds, while shooting 67.9 percent from the field in six NCAA Tournament games in 2009 ... His game-high (and NCAA high) 16 points vs. Robert Morris marked the most points scored by a Spartan freshman in his NCAA Tournament debut since Erazem Lorbek netted 17 points vs. Colorado in 2003.

2010-11 Notes: Averaged 13.0 points, 11.3 rebounds and 2.7 assists in three Big Ten Tournament games ... Contributed 10 points, seven rebounds, four assists, a block and a steal in 2011 Big Ten Tournament semifinal vs. Penn State (3/12) ... Played a solid all-round game in 2011 quarterfinal game vs Purdue (3/11), posting eight points, 13 rebounds, four assists, three blocks and a steal ... Recorded his ninth double-double of the season in Big Ten Tournament first-round game vs. Iowa (3/10), scoring a game-high 21 points while matching his season-best with 14 rebounds (also an MSU Big Ten Tournament record) ... 15 of his 21 points came in the first half against the Hawkeyes ... Became the third player in MSU history to record a triple-double with his 15-point, 14-rebound, 10-assist effort vs. Penn State (2/10) ... Posted 19 points, 13 rebounds and five assists vs. Indiana (1/30); his two free throws with 2.9 seconds left sent the game into overtime, and he scored the game winner with 27 seconds left ... Tallied the first 20-point, 10-rebound double-double of his career, recording 21 points and 11 rebounds at Purdue (1/22) ... Scored 16 points vs. Northwestern (1/15), connecting on 10-of-10 free throws, including 6-of-6 in the final 37 seconds of regulation ... Established a new career high with 26 points, including the first eight of overtime, vs. Wisconsin (1/11) ... Posted a double-double vs. Northwestern (1/3) with 15 points and 11 rebounds; his offensive rebound off a missed free throw and putback gave MSU a 65-62 lead with 12 seconds left ... Recorded a double-double with 10 points and 12 rebounds vs. Bowling Green (12/4) ... Posted his third straight double-double, and 11th of his career, vs. Connecticut (11/23) with a then-career-high 22 points and 12 rebounds ... Posted his 10th career double-double vs. Chaminade (11/22) with 10 points and 10 rebounds, adding four assists and three steals ... Recorded ninth career double-double vs. South Carolina (11/16), scoring 18 points and grabbing a team-best 12 boards, in addition to recording six steals and four blocks ... Led MSU with seven assists vs. Eastern Michigan (11/12).

Career/Season Highs

Minutes

Career: 38 - vs. Wisconsin (1/11/11)
Season: 38 - vs. Wisconsin (1/11/11)
Big Ten: 38 - vs. Wisconsin (1/11/11)

Points

Career: 26 - vs. Wisconsin (1/11/11)
Season: 26 - vs. Wisconsin (1/11/11)
Big Ten: 26 - vs. Wisconsin (1/11/11)

Rebounds

Career: 16 - vs. Illinois (2/6/10)
Season: 14 - two times, last vs. Iowa (3/10/11)
Big Ten: 16 - vs. Illinois (2/6/10)

Assists

Career: 10 - vs. Penn State (2/10/11)
Season: 10 - vs. Penn State (2/10/11)
Big Ten: 10 - vs. Penn State (2/10/11)

Field Goals

Career: 10 - vs. Iowa (3/10/11)
Season: 10 - vs. Iowa (3/10/11)
Big Ten: 8 - vs. Wisconsin (1/11/11)

Field Goal Attempts

Career: 23 - vs. Iowa (3/10/11)
Season: 23 - vs. Iowa (3/10/11)
Big Ten: 17 - vs. Wisconsin (1/11/11)

3-Point Field Goals

Career: 3 - two times, last vs. Wisconsin (1/11/11)
Season: 3 - two times, last vs. Wisconsin (1/11/11)
Big Ten: 3 - vs. Wisconsin (1/11/11)

3-Point FG Attempts

Career: 5 - three times, last vs. Minnesota (2/22/11)
Season: 5 - three times, last vs. Minnesota (2/22/11)
Big Ten: 5 - two times, last vs. Minnesota (2/22/11)

Free Throws

Career: 10 - vs. Northwestern (1/15/11)
Season: 10 - vs. Northwestern (1/15/11)
Big Ten: 10 - vs. Northwestern (1/15/11)

Free Throw Attempts

Career: 10 - two times, last vs. Northwestern (1/15/11)
Season: 10 - two times, last vs. Northwestern (1/15/11)
Big Ten: 10 - vs. Northwestern (1/15/11)

Steals

Career: 6 - vs. South Carolina (11/16/10)
Season: 6 - vs. South Carolina (11/16/10)
Big Ten: 4 - four times, last vs. Minnesota (2/22/11)

Blocks

Career: 4 - two times, last vs. South Carolina (11/16/10)
Season: 4 - vs. South Carolina (11/16/10)
Big Ten: 4 - vs. Northwestern (1/2/10)

Miscellaneous Stats (MSU's Record)

	Season	Career
Double-Figure Scoring	24 (16-8)	46 (32-14)
Double-Figure Rebounding	12 (8-4)	24 (18-6)
Double-Figure Assists	1 (1-0)	1 (1-0)
Double-Doubles	9 (7-2)	17 (12-5)
Triple-Doubles	1 (1-0)	1 (1-0)
Led MSU in Scoring	5 (3-2)	10 (7-3)
Led MSU in Rebounding	24 (15-9)	46 (31-15)
Led MSU in Assists	17 (10-7)	30 (20-10)
20+ Point Games	4 (2-2)	4 (2-2)
30+ Point Games	0 (0-0)	0 (0-0)

Green's Career Stats

Year	GP/GS	Min./Avg	FG-FGA	FG%	-3-Point- FG-FGA	FG%	FT-FTA	FT%	OFF-DEF	REB	AVG	PF/D	A	TO	BL	ST	PTS	AVG
2008-09	37/0	422/11.4	45-81	.556	0-1	.000	32-52	.615	39-83	122	3.3	66/2	31	24	9	21	122	3.3
2009-10	37/3	945/25.5	139-265	.525	2-16	.125	86-128	.672	81-205	286	7.7	111/2	112	62	34	45	366	9.9
2010-11	33/27	986/29.9	141-332	.425	34-93	.366	89-133	.669	83-200	283	8.6	110/6	131	75	38	56	405	12.3
Totals	107/30	2353/22.0	325-678	.479	36-110	.327	207-313	.661	203-488	691	6.5	287/10	274	161	81	122	893	8.3



Green's 2010-11 Game-by-Game Stats

Opponent		fg	3fg	ft	off-def	reb	pf	pts	ast	to	blk	stl	min
Eastern Michigan (11/12)	*	4-6	1-2	3-5	0-8	8	4	12	7	1	3	1	24
South Carolina (11/16)	*	5-6	2-3	6-9	2-10	12	2	18	2	3	4	6	31
vs. Chaminade (11/22)	*	4-8	1-2	1-4	2-8	10	3	10	4	3	0	3	33
vs. Connecticut (11/23)		7-13	2-3	6-10	5-7	12	3	22	5	4	3	1	29
vs. Washington (11/24)		5-9	1-3	1-2	4-2	6	3	12	1	2	1	2	27
Tennessee Tech (11/28)		4-8	1-3	1-3	2-7	9	2	10	6	1	0	0	23
at Duke (12/1)	*	6-11	3-5	1-2	2-4	6	3	16	1	5	3	3	26
Bowling Green (12/4)		3-8	2-3	2-3	3-9	12	1	10	5	2	0	0	23
vs. Syracuse (12/7)		1-6	0-1	4-6	2-9	11	4	6	5	2	0	3	29
vs. Oakland (12/11)	*	4-10	0-0	3-4	2-3	5	2	11	5	1	0	1	29
Prairie View A&M (12/18)	*	4-9	1-3	2-3	2-6	8	3	11	4	2	0	2	21
Texas (12/22)	*	1-8	0-2	2-4	2-6	8	5	4	1	2	0	0	21
Minnesota (12/31)	*	6-11	0-1	2-2	2-4	6	4	14	4	3	1	4	30
at Northwestern (1/3)	*	7-11	0-2	1-3	4-7	11	3	15	4	4	2	1	33
at Penn State (1/8)	*	2-10	0-2	1-4	2-8	10	2	5	6	2	3	2	37
Wisconsin (1/11)	*	8-17	3-5	7-9	4-5	9	3	26	4	2	2	1	38
Northwestern (1/15)	*	3-9	0-1	10-10	3-5	8	5	16	2	1	1	2	32
at Illinois (1/18)	*	5-14	1-4	1-1	3-3	6	5	12	4	0	0	0	33
at Purdue (1/22)	*	8-15	4-6	1-2	4-7	11	4	21	6	2	1	0	35
Michigan (1/27)	*	4-8	1-4	0-1	1-2	3	5	9	5	2	1	4	34
Indiana (1/30)	*	7-15	2-4	3-4	5-8	13	4	19	5	2	1	2	33
at Iowa (2/2)	*	5-11	1-3	0-0	1-4	5	4	11	2	5	0	2	30
at Wisconsin (2/6)	*	4-10	0-4	5-6	1-1	2	2	13	2	2	0	0	33
Penn State (2/10)	*	3-9	0-1	9-9	5-9	14	3	15	10	2	3	2	33
at Ohio State (2/15)	*	3-7	2-3	2-2	1-5	6	5	10	4	4	0	1	31
Illinois (2/19)		1-3	0-1	3-4	1-5	6	3	5	1	3	1	2	27
at Minnesota (2/22)	*	2-7	2-5	1-2	1-9	10	3	7	3	2	0	4	35
Purdue (2/27)	*	3-12	0-1	1-4	3-5	8	3	7	4	2	1	2	31
Iowa (3/2)	*	4-5	1-1	3-4	0-8	8	4	12	5	1	0	1	16
at Michigan (3/5)	*	3-14	0-3	1-3	4-2	6	5	7	2	1	1	0	32
vs. Iowa (3/10)	*	10-23	1-4	0-0	6-8	14	2	21	4	4	2	2	33
vs. Purdue (3/11)	*	2-9	1-4	3-4	1-12	13	2	8	4	2	3	1	34
vs. Penn State (3/12)	*	3-10	1-4	3-4	3-4	7	4	10	4	1	1	1	30



Green's Career NCAA Tournament Game-by-Game Stats

Team	GS	Min	FG-FGA	Pct.	3FG-3FGA	Pct.	FT-FTA	Pct.	Reb	Ast	TO	Blk	Stl	Pts
Robert Morris (3/20/09)		17	7-8	.875	0-0	.000	2-3	.667	3	1	0	1	1	16
USC (3/22/09)		22	1-2	.500	0-0	.000	5-8	.625	9	1	4	0	0	7
Kansas (3/27/09)		21	3-6	.500	0-0	.000	1-1	1.000	1	0	1	0	2	7
Louisville (3/29/09)		24	3-6	.500	0-0	.000	0-0	.000	10	3	0	0	2	6
UConn (4/4/09)		12	3-4	.750	0-0	.000	2-4	.500	2	1	1	0	1	8
North Carolina (4/6/09)		12	2-2	1.000	0-0	.000	3-5	.600	7	0	2	0	1	7
New Mexico St. (3/19/10)		25	0-3	.000	0-0	.000	2-2	1.000	12	3	2	2	0	2
Maryland (3/21/10)		23	4-6	.667	0-0	.000	1-2	.500	8	5	2	2	1	9
Northern Iowa (3/26/10)		28	1-6	.167	0-1	.000	6-8	.750	5	4	0	1	0	8
Tennessee (3/28/10)		26	5-10	.500	0-1	.000	3-3	1.000	1	2	2	2	1	13
Butler (4/3/10)		29	4-9	.444	0-1	.000	4-8	.500	6	1	1	2	1	12
11-game Totals		239	33-62	.532	0-3	.000	29-44	.659	64	21	15	10	10	95



20
Mike Kebler
 Senior • Guard • 6-4 • 205
 Okemos, Mich. • Okemos H.S.

- * Sister, Stephanie, played tennis at Michigan State
- * Three-time AP Division II All-State selection in tennis

- * *Started the last eight games*
- * *Has played an expanded role down the stretch, averaging 20.8 minutes in the last nine contests*
- * *Recipient of MSU's Scholar-Athlete, Unsung Player and Most Improved Player Awards*

Capsule: Found a niche as a defensive substitution late in the 2009-10 season ... Joined the Spartans as a walk-on before the 2007-09 season; been on scholarship past two seasons.

NCAA Tournament Notes: Has appeared in six NCAA Tournament games during his career ... Grabbed four rebounds and had an assist in seven minutes in the 2010 NCAA Semifinals vs. Butler.

2010-11 Notes: Averaged 4.0 points, 1.7 rebounds and 1.0 steals in three Big Ten Tournament games ... Matched his season and career high with eight points (3-of-5 shooting) to go along with two rebounds, a block and a steal in 2011 quarterfinal vs. Purdue (3/11) ... Contributed an assist and two steals in 18 minutes vs. Iowa (3/10) in the 2011 Big Ten Tournament first round ... Scored six points in a career-high 27 minutes vs. Purdue (2/27) ... Scored four points in 25 minutes vs. Minnesota (2/22); his two free throws in a 1-and-1 situation with 11 seconds left sealed the victory ... Made his first career start vs. Illinois (2/19) ... Tied his career high with eight points in 24 minutes at Ohio State (2/15) ... Scored a career-best eight points in 15 minutes vs. Prairie View A&M (12/18) ... Scored four points vs. Bowling Green (12/4) ... Scored his first points of the season vs. Washington (11/24), hitting two free throws ... Played 13 minutes against Chaminade (11/22) ... Missed the season opener vs. Eastern Michigan (11/12) with a foot sprain.

Career/Season Highs

Minutes

Career: 27 - vs. Purdue (2/27/11)
 Season: 27 - vs. Purdue (2/27/11)
 Big Ten: 27 - vs. Purdue (2/27/11)

Points

Career: 8 - three times, last vs. Purdue (3/11/11)
 Season: 8 - three times, last vs. Purdue (3/11/11)
 Big Ten: 8 - vs. Ohio State (2/15/11)

Rebounds

Career: 4 - three times, last vs. Ohio State (2/15/11)
 Season: 4 - vs. Ohio State (2/15/11)
 Big Ten: 4 - vs. Ohio State (2/15/11)

Assists

Career: 2 - six times, last vs. Minnesota (2/22/11)
 Season: 2 - four times, last vs. Minnesota (2/22/11)
 Big Ten: 2 - five times, last vs. Minnesota (2/22/11)

Field Goals

Career: 4 - vs. Ohio State (2/15/11)
 Season: 4 - vs. Ohio State (2/15/11)
 Big Ten: 4 - vs. Ohio State (2/15/11)

Field Goal Attempts

Career: 6 - vs. Ohio State (2/15/11)
 Season: 6 - vs. Ohio State (2/15/11)
 Big Ten: 6 - vs. Ohio State (2/15/11)

3-Point Field Goals

Career: -
 Season: -
 Big Ten: -

3-Point FG Attempts

Career: 1 - four times, last vs. Minnesota (2/22/11)
 Season: 1 - vs. Minnesota (2/22/11)
 Big Ten: 1 - three times, last vs. Minnesota (2/22/11)

Free Throws

Career: 4 - vs. Prairie View A&M (12/18/10)
 Season: 4 - vs. Prairie View A&M (12/18/10)
 Big Ten: 2 - three times, last vs. Minnesota (2/22/11)

Free Throw Attempts

Career: 4 - vs. Prairie View A&M (12/18/10)
 Season: 4 - vs. Prairie View A&M (12/18/10)
 Big Ten: 2 - four times, last vs. Minnesota (2/22/11)

Steals

Career: 2 - two times, last vs. Iowa (3/10/11)
 Season: 2 - two times, last vs. Iowa (3/10/11)
 Big Ten: 1 - three times, last vs. Iowa (3/2/11)

Blocks

Career: 1 - six times, last vs. Penn State (3/12/11)
 Season: 1 - six times, last vs. Penn State (3/12/11)
 Big Ten: 1 - three times, last vs. Purdue (2/27/11)

Miscellaneous Stats (MSU's Record)

	Season	Career
Double-Figure Scoring	0 (0-0)	0 (0-0)
Double-Figure Rebounding	0 (0-0)	0 (0-0)
Double-Figure Assists	0 (0-0)	0 (0-0)
Double-Doubles	0 (0-0)	0 (0-0)
Led MSU in Scoring	0 (0-0)	0 (0-0)
Led MSU in Rebounding	0 (0-0)	0 (0-0)
Led MSU in Assists	0 (0-0)	0 (0-0)
20+ Point Games	0 (0-0)	0 (0-0)
30+ Point Games	0 (0-0)	0 (0-0)

Kebler's Career Stats

Year	GP/GS	Min./Avg	FG-FGA	FG%	-3-Point- FG-FGA	FG%	FT-FTA	FT%	OFF-DEF	REB	AVG	PF/D	A	TO	BL	ST	PTS	AVG
2007-08	9/0	11/1.2	1-3	.333	0-1	.000	0-1	.000	2-2	4	0.4	0/0	0	0	0	0	2	0.2
2008-09	8/0	10/1.3	1-2	.500	0-1	.000	2-2	1.000	1-1	2	0.3	0/0	1	0	0	0	4	0.5
2009-10	25/0	103/4.1	1-10	.100	0-1	.000	6-10	.600	3-10	13	0.5	8/0	9	6	1	2	8	0.3
2010-11	32/8	324/10.1	20-37	.541	0-1	.000	11-12	.917	7-25	32	1.0	24/0	16	10	5	9	51	1.6
Totals	74/8	448/6.1	23-52	.442	0-4	.000	19-25	.760	13-38	51	0.7	32/0	26	16	6	11	65	0.9

Kebler's 2010-11 Game-by-Game Stats

Opponent	fg	3fg	ft	off-def	reb	pf	pts	ast	to	blk	stl	min
Eastern Michigan (11/12)				-DNP-								
South Carolina (11/16)	0-0	0-0	0-0	0-1	1	0	0	0	0	0	0	1
vs. Chaminade (11/22)	0-1	0-0	0-0	1-0	1	0	0	0	0	0	2	13
vs. Connecticut (11/23)	0-0	0-0	0-0	1-1	2	1	0	0	1	0	0	7
vs. Washington (11/24)	0-0	0-0	2-2	0-0	0	2	2	0	0	0	0	2
Tennessee Tech (11/28)	0-1	0-0	0-0	0-0	0	1	0	0	0	0	0	5
at Duke (12/1)	0-0	0-0	0-0	0-0	0	0	0	1	0	0	1	3
Bowling Green (12/4)	2-2	0-0	0-0	0-1	1	0	4	1	3	0	0	7
vs. Syracuse (12/7)	0-0	0-0	1-2	0-0	0	0	1	0	1	0	0	5
vs. Oakland (12/11)	0-1	0-0	0-0	0-0	0	0	0	0	0	0	0	1
Prairie View A&M (12/18)	2-2	0-0	4-4	1-0	1	1	8	1	0	0	1	15
Texas (12/22)	0-0	0-0	0-0	0-0	0	0	0	0	0	0	0	1
Minnesota (12/31)	0-1	0-0	0-0	0-0	0	0	0	0	0	0	0	1
at Northwestern (1/3)	0-0	0-0	0-0	0-0	0	0	0	0	0	0	0	2
at Penn State (1/8)	0-0	0-0	0-0	0-0	0	0	0	0	0	0	0	+0
Wisconsin (1/11)	0-0	0-0	0-0	0-0	0	0	0	0	0	0	0	+0
Northwestern (1/15)	0-0	0-0	0-0	0-0	0	0	0	0	0	0	0	1
at Illinois (1/18)	0-0	0-0	0-0	0-0	0	0	0	0	0	0	0	4
at Purdue (1/22)	0-0	0-0	0-0	0-0	0	3	0	0	1	0	0	6
Michigan (1/27)	1-3	0-0	0-0	0-2	2	0	2	1	1	1	0	15
Indiana (1/30)	0-1	0-0	0-0	0-1	1	2	0	0	0	0	0	12
at Iowa (2/2)	0-0	0-0	0-0	1-0	1	2	0	2	0	0	0	13
at Wisconsin (2/6)	1-1	0-0	0-0	0-0	0	1	2	2	0	0	1	14
Penn State (2/10)	0-0	0-0	1-2	0-1	1	0	1	1	0	0	0	13
at Ohio State (2/15)	4-6	0-0	0-0	1-3	4	1	8	0	1	1	0	24
Illinois (2/19)	* 1-2	0-0	0-0	0-1	1	0	2	2	0	0	0	21
at Minnesota (2/22)	* 1-3	0-1	2-2	0-3	3	2	4	2	1	0	0	25
Purdue (2/27)	* 3-4	0-0	0-0	1-2	3	2	6	1	1	1	0	27
Iowa (3/2)	* 0-1	0-0	0-0	0-2	2	3	0	0	1	0	1	15
at Michigan (3/5)	* 0-0	0-0	0-0	0-3	3	2	0	0	0	0	0	9
vs. Iowa (3/10)	* 0-0	0-0	0-0	0-0	0	0	0	1	0	0	2	18
vs. Purdue (3/11)	* 3-5	0-0	2-2	1-1	2	1	8	0	0	1	1	25
vs. Penn State (3/12)	* 2-3	0-0	0-0	0-3	3	0	4	1	0	1	0	23



Kebler's Career NCAA Tournament Game-by-Game Stats

Team	GS	Min	FG-FGA	Pct.	3FG-3FGA	Pct.	FT-FTA	Pct.	Reb	Ast	TO	Blk	Stl	Pts
Robert Morris (3/20/09)	1		0-0	.000	0-0	.000	0-0	.000	0	0	0	0	0	0
New Mexico St. (3/19/10)	2		0-0	.000	0-0	.000	0-0	.000	0	0	0	0	0	0
Maryland (3/21/10)	8		0-0	.000	0-0	.000	0-0	.000	0	0	0	0	0	0
Northern Iowa (3/26/10)	2		0-0	.000	0-0	.000	0-0	.000	0	0	0	0	0	0
Tennessee (3/28/10)	6		0-0	.000	0-0	.000	0-0	.000	0	0	0	0	0	0
Butler (4/3/10)	7		0-1	.000	0-0	.000	0-0	.000	4	1	0	0	0	0
6-game Totals	26		0-1	.000	0-0	.000	0-0	.000	4	1	0	0	0	0



1 **Kalin Lucas** Senior • Guard • 6-1 • 190 Detroit, Mich. • Orchard Lake St. Mary's H.S.

- * His nicknames include "K-Luke" and "Too Easy"
- * 2009 Big Ten Player of the Year

- * **USBWA All-District V Team**
- * **Second-Team All-Big Ten**
- * **Voted Team MVP by media and coaches - just the seventh three-time Team MVP in school history**
- * **Averaging 20.9 points in his last 14 games**
- * **Ranks fifth in MSU career scoring and is career leader in made free throws**
- * **Needs 15 points to reach 2,000 for his career**
- * **Has scored in double figures in 108 of 140 career games (77 percent)**
- * **One of four players in MSU history with 1,500 career points and 500 career assists**
- * **MSU's leading scorer in 19 games, including 13 of the last 14**

Capsule: Great penetration skills allow him to get into the lane almost at will ... Lightning quick point guard ... Loves to push the ball in transition ... Has become more consistent outside shooter.

NCAA Tournament Notes: Averaging 13.9 points and 4.6 assists in 11 career NCAA Tournament games, including nine double-figure scoring efforts ... Hitting 83.1 percent (49-of-59) of his free-throw attempts in NCAA Tournament games ... Recorded six assists in just 16 minutes in 2010 second-round game vs. Maryland before suffering a season-ending injury ... Scored a NCAA career-high 25 points in the 2010 first round over New Mexico State ... Averaged 14.3 points and 5.7 assists during the 2009 NCAA Tournament ... 2009 All-Tournament Team and Midwest Regional All-Tournament Team ... Led MSU with 21 points vs. UConn in the 2009 National Semifinals ... Scored 18 points vs. Kansas in 2009 Sweet Sixteen, scoring a game-winning three-point play in the final minute, adding seven assists.

2010-11 Notes: Averaged 19.0 points, 2.7 rebounds and 3.0 assists in three Big Ten Tournament games ... Netted 16 points and grabbed four rebounds in 2011 Big Ten Tournament semifinal vs. Penn State (3/12) ... Scored 18 of his career-high 30 points in the second half vs. Purdue (3/11) in the Big Ten Tournament quarterfinals ... His 30 points also set MSU Big Ten Tournament record ... Hit 7-of-10 first-half field-goal attempts against the Boilermakers, including a perfect 4-for-4 from 3-point range, as MSU sprinted to a 37-23 halftime lead ... Scored 25 points, including 23 in the second half, at Michigan (3/5), moving past Jay Vincent into fifth place in MSU career scoring ... Scored 23 points vs. Purdue (2/27) ... Moved past Sam Vincent into sixth place in MSU career scoring with 18 points at Minnesota (2/22) ... Scored a game-high 25 points vs. Illinois (2/19) ... Led all scorers with 24 points vs. Penn State (2/10), including connecting on 4-of-7 3-pointers ... Scored 20 points at Wisconsin (Feb. 6) to move past Terry Furlow into seventh place in MSU career scoring ... Led all scorers with 26 points vs. Indiana (1/30) ... Scored a Big Ten career-high 27 points vs. Michigan (1/27) ... Scored 18 points vs. Northwestern (1/15) ... Tallied 17 points and six assists vs. Wisconsin (1/11) ... Scored a team-best 17 points vs. Texas (12/22) ... Dished out a season-high eight assists vs. Prairie View A&M (12/18) ... Scored a team-high 25 points vs. Oakland (12/11), hitting 10-of-12 free throws, tying his career high in both categories ... Named Big Ten Player of the Week on Nov. 29 after averaging 20.5 points in four games ... Scored a career-best 29 points vs. Washington (11/24), knocking down 9-of-13 shots, including 4-of-5 from behind the arc ... Scored 28 points vs. Chaminade (11/22), connecting on 11-of-20 field goals ... Scored a team-best 18 points vs. Eastern Michigan (11/12), adding six assists in his first official action since injuring his left Achilles in the 2010 NCAA Tournament.

Career/Season Highs

Minutes

Career: 43 - vs. Indiana (1/30/11)
 Season: 43 - vs. Indiana (1/30/11)
 Big Ten: 43 - vs. Indiana (1/30/11)

Points

Career: 30 - vs. Purdue (3/11/11)
 Season: 30 - vs. Purdue (3/11/11)
 Big Ten: 27 - vs. Michigan (1/27/11)

Rebounds

Career: 6 - five times, last vs. Northwestern (1/2/10)
 Season: 5 - vs. Texas (12/22/10)
 Big Ten: 6 - two times, last vs. Northwestern (1/2/10)

Assists

Career: 10 - vs. Oklahoma State (11/28/08)
 Season: 8 - vs. Prairie View A&M (12/18/10)
 Big Ten: 9 - vs. Northwestern (1/3/09)

Field Goals

Career: 11 - vs. Chaminade (11/22/10)
 Season: 11 - vs. Chaminade (11/22/10)
 Big Ten: 10 - two times, last vs. Michigan (1/27/11)

Field Goal Attempts

Career: 21 - vs. Penn State (2/1/09)
 Season: 20 - two times, last vs. Purdue (2/27/11)
 Big Ten: 21 - vs. Penn State (2/1/09)

3-Point Field Goals

Career: 4 - seven times, last vs. Penn State (3/12/11)
 Season: 4 - four times, last vs. Penn State (3/12/11)
 Big Ten: 4 - two times, last vs. Penn State (2/10/11)

3-Point FG Attempts

Career: 8 - vs. Minnesota (2/22/11)
 Season: 8 - vs. Minnesota (2/22/11)
 Big Ten: 8 - vs. Minnesota (2/22/11)

Free Throws

Career: 10 - five times, last vs. Purdue (3/11/11)
 Season: 10 - three times, last vs. Purdue (3/11/11)
 Big Ten: 10 - three times, last vs. Penn State (2/10/11)

Free Throw Attempts

Career: 14 - vs. Penn State (2/10/11)
 Season: 14 - vs. Penn State (2/10/11)
 Big Ten: 14 - vs. Penn State (2/10/11)

Steals

Career: 5 - vs. Minnesota (3/12/10)
 Season: 4 - vs. Minnesota (2/22/11)
 Big Ten: 5 - vs. Minnesota (3/12/10)

Blocks

Career: 2 - vs. Oklahoma State (11/28/08)
 Season: 1 - vs. Penn State (1/8/11)
 Big Ten: 1 - six times, last vs. Penn State (1/8/11)

Miscellaneous Stats (MSU's Record)

	Season	Career
Double-Figure Scoring	29 (18-11)	108 (82-26)
Double-Figure Rebounding	0 (0-0)	0 (0-0)
Double-Figure Assists	0 (0-0)	1 (1-0)
Double-Doubles	0 (0-0)	1 (1-0)
Led MSU in Scoring	19 (10-9)	50 (34-16)
Led MSU in Rebounding	0 (0-0)	1 (1-0)
Led MSU in Assists	11 (7-4)	58 (43-15)
20+ Point Games	11 (7-4)	29 (21-8)
30+ Point Games	1 (1-0)	1 (1-0)

Lucas' Career Stats

Year	GP/GS	Min./Avg	FG-FGA	FG%	-3-Point- FG-FGA	FG%	FT-FTA	FT%	OFF-DEF	REB	AVG	PF/D	A	TO	BL	ST	PTS	AVG
2007-08	36/17	902/25.1	138-320	.431	20-55	.364	73-95	.768	15-41	56	1.6	63/1	137	73	1	30	369	10.3
2008-09	38/37	1213/31.8	173-438	.395	41-105	.390	172-213	.808	26-54	80	2.1	49/0	176	84	6	39	559	14.7
2009-10	33/31	1027/31.1	165-364	.453	35-99	.354	125-162	.772	22-40	62	1.9	49/0	131	80	2	40	490	14.8
2010-11	33/33	1098/33.3	190-439	.433	51-132	.386	136-165	.824	16-56	72	2.2	69/2	109	83	2	34	567	17.2
Totals	140/118	4240/30.3	666-1561	.427	147-391	.376	506-635	.797	79-191	270	1.9	230/3	553	320	11	143	1985	14.2



Lucas' 2010-11 Game-by-Game Stats

Opponent		fg	3fg	ft	off-def	reb	pf	pts	ast	to	blk	stl	min
Eastern Michigan (11/12)	*	5-10	1-4	7-7	0-3	3 0	0	18	6	2	0	1	26
South Carolina (11/16)	*	2-8	1-3	0-1	1-0	1 4	5	7	2	0	0	2	29
vs. Chaminade (11/22)	*	11-20	1-4	5-5	1-0	1 1	28	2	2	0	1	29	
vs. Connecticut (11/23)	*	4-12	2-4	0-1	0-2	2 0	10	1	5	0	0	32	
vs. Washington (11/24)	*	9-13	4-5	7-11	0-1	1 4	29	2	2	0	2	31	
Tennessee Tech (11/28)	*	6-10	2-3	1-2	0-3	3 1	15	2	2	0	0	27	
at Duke (12/1)	*	5-13	1-3	3-4	0-3	3 4	14	2	2	0	0	36	
Bowling Green (12/4)	*	0-1	0-1	0-0	0-0	0 1	0	1	1	0	1	15	
vs. Syracuse (12/7)	*	3-9	1-5	1-2	1-2	3 5	8	2	6	0	3	34	
vs. Oakland (12/11)	*	6-12	3-5	10-12	0-1	1 2	25	5	5	0	2	31	
Prairie View A&M (12/18)	*	4-13	0-1	2-2	1-2	3 0	10	8	1	0	3	27	
Texas (12/22)	*	5-13	1-4	6-7	0-5	5 2	17	2	3	0	1	33	
Minnesota (12/31)	*	4-10	1-1	1-2	0-0	0 1	10	7	2	0	1	33	
at Northwestern (1/3)	*	6-13	0-0	0-1	0-2	2 3	12	3	2	0	1	28	
at Penn State (1/8)	*	6-10	2-4	0-0	1-2	3 3	14	2	2	1	1	36	
Wisconsin (1/11)	*	4-17	0-3	9-12	1-3	4 4	17	6	3	0	0	36	
Northwestern (1/15)	*	5-10	2-3	6-6	0-2	2 3	18	4	3	0	2	38	
at Illinois (1/18)	*	7-14	1-5	0-0	0-2	2 4	15	2	3	0	0	28	
at Purdue (1/22)	*	3-16	1-1	2-2	2-1	3 5	9	6	3	1	1	30	
Michigan (1/27)	*	10-18	1-5	6-6	0-2	2 2	27	3	2	0	1	37	
Indiana (1/30)	*	8-18	3-7	7-8	0-1	1 1	26	4	1	0	1	43	
at Iowa (2/2)	*	5-16	1-4	6-6	1-1	2 0	17	0	1	0	1	30	
at Wisconsin (2/6)	*	8-14	2-4	2-2	0-0	0 1	20	3	1	0	1	38	
Penn State (2/10)	*	5-10	4-7	10-14	0-3	3 2	24	3	2	0	1	40-	
at Ohio State (2/15)	*	7-15	0-1	0-0	1-2	3 3	14	5	3	0	0	36	
Illinois (2/19)	*	9-19	1-6	6-8	1-2	3 1	25	2	1	0	0	39	
at Minnesota (2/22)	*	7-16	3-8	1-2	0-1	1 1	18	1	1	0	4	39	
Purdue (2/27)	*	8-20	0-4	7-7	2-1	3 1	23	1	4	0	0	36	
Iowa (3/2)	*	5-12	1-4	6-6	1-0	1 0	17	6	4	0	1	38	
at Michigan (3/5)	*	7-19	3-6	8-8	0-3	3 4	25	2	4	0	1	38	
vs. Iowa (3/10)	*	3-11	0-4	5-6	2-1	3 1	11	4	1	0	0	35	
vs. Purdue (3/11)	*	8-15	4-6	10-11	0-1	1 2	30	3	2	0	0	35	
vs. Penn State (3/12)	*	5-12	4-7	2-4	0-4	4 3	16	2	5	0	1	35	



Lucas' Career NCAA Tournament Game-by-Game Stats

Team	GS	Min	FG-FGA	Pct.	3FG-3FGA	Pct.	FT-FTA	Pct.	Reb	Ast	TO	Blk	Stl	Pts
Temple (3/20/08)	*	27	2-7	.286	0-1	.000	4-4	1.000	2	7	1	0	1	8
Pittsburgh (3/22/08)	*	27	8-14	.571	0-0	.000	3-3	1.000	2	1	2	0	0	19
Memphis (3/28/08)	*	23	3-7	.489	0-1	.000	5-6	.833	1	4	2	0	1	11
Robert Morris (3/20/09)	*	25	4-9	.444	1-1	1.000	4-4	1.000	0	3	2	0	1	13
USC (3/22/09)	*	35	3-6	.500	0-1	.000	4-4	1.000	1	7	1	0	1	10
Kansas (3/27/09)	*	35	5-15	.333	1-4	.250	7-7	1.000	2	7	2	0	4	18
Louisville (3/29/09)	*	30	3-7	.429	2-4	.500	2-3	.667	3	5	4	0	1	10
UConn (4/4/09)	*	33	7-15	.467	3-6	.500	4-6	.667	2	5	3	0	0	21
North Carolina (4/6/09)	*	35	4-12	.333	0-1	.000	6-8	.750	0	7	6	0	0	14
New Mexico St. (3/19/10)	*	36	7-11	.636	3-5	.600	8-12	.667	2	4	2	0	1	25
Maryland (3/21/10)	*	16	1-4	.250	0-1	.000	2-2	1.000	6	1	0	0	1	4
11-game Totals	11	322	47-107	.439	10-25	.400	49-59	.831	21	51	25	0	11	153



25
Derrick Nix
 Sophomore • Center • 6-9 • 270
 Detroit, Mich. • Pershing H.S.

- * Attended same high school as former Spartan All-American Steve Smith.
- * Dropped over 50 pounds since arriving at MSU; has lost more than 70 pounds from all-time weight.

Career/Season Highs

Minutes

Career: 23 - vs. Indiana (1/30/11)
 Season: 23 - vs. Indiana (1/30/11)
 Big Ten: 23 - vs. Indiana (1/30/11)

Points

Career: 12 - vs. Iowa (2/2/11)
 Season: 12 - vs. Iowa (2/2/11)
 Big Ten: 12 - vs. Iowa (2/2/11)

Rebounds

Career: 14 - vs. Florida Gulf Coast (11/13/09)
 Season: 6 - vs. Illinois (1/18/11)
 Big Ten: 6 - two times, last vs. Illinois (1/18/11)

Assists

Career: 3 - vs. Indiana (1/30/11)
 Season: 3 - vs. Indiana (1/30/11)
 Big Ten: 3 - vs. Indiana (1/30/11)

Field Goals

Career: 5 - two times, last vs. Iowa (2/2/11)
 Season: 5 - vs. Iowa (2/2/11)
 Big Ten: 5 - vs. Iowa (2/2/11)

Field Goal Attempts

Career: 9 - vs. Iowa (2/2/11)
 Season: 9 - vs. Iowa (2/2/11)
 Big Ten: 9 - vs. Iowa (2/2/11)

3-Point Field Goals

Career: -
 Season: -
 Big Ten: -

3-Point FG Attempts

Career: -
 Season: -
 Big Ten: -

Free Throws

Career: 5 - vs. Iowa (3/2/11)
 Season: 5 - vs. Iowa (3/2/11)
 Big Ten: 5 - vs. Iowa (3/2/11)

Free Throw Attempts

Career: 6 - three times, last vs. Purdue (3/11/11)
 Season: 6 - two times, last vs. Purdue (3/11/11)
 Big Ten: 5 - vs. Iowa (3/2/11)

Steals

Career: 3 - two times, last vs. Tennessee Tech (11/28/10)
 Season: 3 - vs. Tennessee Tech (11/28/10)
 Big Ten: 1 - five times, last vs. Iowa (3/2/11)

Blocks

Career: 3 - vs. Gonzaga (11/17/09)
 Season: 1 - six times, last vs. Illinois (2/19/11)
 Big Ten: 1 - four times, last vs. Illinois (2/19/11)

Miscellaneous Stats (MSU's Record)

	Season	Career
Double-Figure Scoring	1 (0-1)	2 (1-1)
Double-Figure Rebounding	0 (0-0)	1 (1-0)
Double-Figure Assists	0 (0-0)	0 (0-0)
Double-Doubles	0 (0-0)	1 (1-0)
Led MSU in Scoring	0 (0-0)	0 (0-0)
Led MSU in Rebounding	1 (0-1)	2 (1-1)
Led MSU in Assists	0 (0-0)	0 (0-0)
20+ Point Games	0 (0-0)	0 (0-0)
30+ Point Games	0 (0-0)	0 (0-0)

Capsule: Extremely tough, wide-bodied frontcourt player ... Possesses great hands and very good footwork ... Topped out at over 340 pounds in high school ... His nose for the ball benefits his rebounding ability.

NCAA Tournament Notes: Averaged 2.4 points and 2.0 rebounds in 7.8 minutes in five games during the 2010 NCAA Tournament ... Contributed eight points and four offensive rebounds in 15 minutes in MSU's second-round victory over Maryland.

2010-11 Notes: Scored nine points in nine minutes vs. Iowa (3/2), hitting a career-best 5-of-5 at the foul line ... Scored seven points on 3-of-3 shooting vs. Ohio State (2/15) ... Made his first start of the season at Wisconsin (2/6) ... Scored a career-high 12 points vs. Iowa (2/2) ... Played a career-high 23 minutes vs. Indiana (1/30), scoring nine points and dishing out three assists ... Scored six points at Illinois (1/18), while also grabbing a season-high six rebounds ... Scored six points at Penn State (1/8), while also grabbing five rebounds ... Grabbed five rebounds vs. Oakland (12/11) ... Played 12 minutes vs. Syracuse (12/7), his most since playing 15 in the season opener vs. Eastern Michigan (11/12) ... Did not travel with the team to Maui, but played five minutes vs. Tennessee Tech (11/28).

Nix's Career Stats

Year	GP/GS	Min./Avg	FG-FGA	FG%	-3-Point- FG-FGA	FG%	FT-FTA	FT%	OFF-DEF	REB	AVG	PF/D	A	TO	BL	ST	PTS	AVG
2009-10	36/16	279/7.8	35-69	.507	0-0	.000	13-48	.271	34-42	76	2.1	20/0	9	13	6	7	83	2.3
2010-11	29/1	241/8.3	26-44	.591	0-0	.000	27-51	.529	30-28	58	2.0	27/0	8	20	7	9	79	2.7
Totals	65/17	520/8.0	61-113	.540	0-0	.000	40-99	.404	64-70	134	2.1	47/0	17	33	13	16	162	2.5

Nix's 2010-11 Game-by-Game Stats

Opponent	fg	3fg	ft	off-def	reb	pf	pts	ast	to	blk	stl	min
Eastern Michigan (11/12)	0-2	0-0	2-6	1-3	4	1	2	0	0	1	0	15
South Carolina (11/16)	0-0	0-0	0-2	0-1	1	0	0	1	0	0	1	4
vs. Chaminade (11/22)				-DNP-								
vs. Connecticut (11/23)				-DNP-								
vs. Washington (11/24)				-DNP-								
Tennessee Tech (11/28)	0-0	0-0	0-0	0-1	1	1	0	1	0	0	3	5
at Duke (12/1)	0-0	0-0	0-0	1-1	2	1	0	1	2	1	0	8
Bowling Green (12/4)	0-1	0-0	0-2	2-0	2	1	0	0	2	0	0	5
vs. Syracuse (12/7)	1-1	0-0	1-1	0-1	1	0	3	0	0	1	1	12
vs. Oakland (12/11)	0-0	0-0	1-2	2-3	5	1	1	0	0	0	0	9
Prairie View A&M (12/18)	1-2	0-0	1-2	0-1	1	2	3	0	1	0	1	10
Texas (12/22)	1-1	0-0	1-1	2-2	4	1	3	0	0	0	0	12
Minnesota (12/31)	0-0	0-0	2-4	1-1	2	0	2	0	0	0	0	4
at Northwestern (1/3)				-DNP-								
at Penn State (1/8)	2-4	0-0	2-2	2-3	5	2	6	0	1	1	0	11
Wisconsin (1/11)	0-0	0-0	0-0	0-0	0	0	0	0	0	0	0	5
Northwestern (1/15)	2-3	0-0	1-2	0-2	2	0	5	0	0	0	0	7
at Illinois (1/18)	2-3	0-0	2-4	3-3	6	3	6	1	1	0	0	11
at Purdue (1/22)	1-1	0-0	0-0	2-0	2	0	2	0	1	0	0	5
Michigan (1/27)	0-0	0-0	0-0	0-0	0	1	0	0	0	0	0	6
Indiana (1/30)	3-4	0-0	3-5	1-2	3	2	9	3	2	1	1	23
at Iowa (2/2)	5-9	0-0	2-4	5-0	5	0	12	0	1	0	0	12
at Wisconsin (2/6)	* 0-0	0-0	0-0	0-0	0	2	0	0	0	0	0	7
Penn State (2/10)	0-0	0-0	0-0	1-0	1	0	0	0	1	0	0	3
at Ohio State (2/15)	3-3	0-0	1-1	1-0	1	3	7	0	2	0	0	11
Illinois (2/19)	0-2	0-0	0-2	2-1	3	2	0	0	2	1	1	9
at Minnesota (2/22)	0-1	0-0	0-0	0-0	0	1	0	0	2	0	0	4
Purdue (2/27)	1-1	0-0	0-0	0-0	0	0	2	0	0	0	0	2
Iowa (3/2)	2-2	0-0	5-5	2-0	2	0	9	0	0	0	1	9
at Michigan (3/5)	0-1	0-0	0-0	0-1	1	0	0	0	0	0	0	9
vs. Iowa (3/10)	1-1	0-0	0-0	0-1	1	1	2	0	1	1	0	5
vs. Purdue (3/11)	0-0	0-0	3-6	0-0	0	2	3	1	1	0	0	7
vs. Penn State (3/12)	1-2	0-0	0-0	2-1	3	0	2	0	0	0	0	11



Nix's Career NCAA Tournament Game-by-Game Stats

Team	GS	Min	FG-FGA	Pct.	3FG-3FGA	Pct.	FT-FTA	Pct.	Reb	Ast	TO	Blk	Stl	Pts
New Mexico St. (3/19/10)	*	5	0-2	.000	0-0	.000	2-2	1.000	3	0	1	0	0	2
Maryland (3/21/10)	*	15	3-6	.500	0-0	.000	2-4	.500	4	0	0	0	0	8
Northern Iowa (3/26/10)	*	3	0-1	.000	0-0	.000	0-0	.000	1	0	1	0	0	0
Tennessee (3/28/10)	*	13	1-1	1.000	0-0	.000	0-0	.000	1	0	0	0	0	2
Butler (4/3/10)	*	5	0-0	.000	0-0	.000	0-0	.000	1	1	0	0	0	0
5-game Totals	5	39	4-10	.400	0-0	.000	4-6	.667	10	1	2	0	0	12



Career/Season Highs

Minutes

Career: 17 - two times, last vs. Purdue (2/27/11)

Season: 17 - two times, last vs. Purdue (2/27/11)

Big Ten: 17 - vs. Purdue (2/27/11)

Points

Career: 10 - two times, last vs. Ohio State (2/15/11)

Season: 10 - two times, last vs. Ohio State (2/15/11)

Big Ten: 10 - vs. Ohio State (2/15/11)

Rebounds

Career: 7 - two times, last vs. South Carolina (11/16/10)

Season: 7 - two times, last vs. South Carolina (11/16/10)

Big Ten: 6 - vs. Iowa (3/2/11)

Assists

Career: 1 - five times, last vs. Iowa (3/2/11)

Season: 1 - five times, last vs. Iowa (3/2/11)

Big Ten: 1 - vs. Iowa (3/2/11)

Field Goals

Career: 5 - vs. Eastern Michigan (11/12/10)

Season: 5 - vs. Eastern Michigan (11/12/10)

Big Ten: 4 - vs. Ohio State (2/15/11)

Field Goal Attempts

Career: 8 - vs. Eastern Michigan (11/12/10)

Season: 8 - vs. Eastern Michigan (11/12/10)

Big Ten: 7 - vs. Ohio State (2/15/11)

3-Point Field Goals

Career: -

Season: -

Big Ten: -

3-Point FG Attempts

Career: 1 - vs. Eastern Michigan (11/12/10)

Season: 1 - vs. Eastern Michigan (11/12/10)

Big Ten: -

Free Throws

Career: 2 - five times, last vs. Iowa (3/10/11)

Season: 2 - five times, last vs. Iowa (3/10/11)

Big Ten: 2 - three times, last vs. Iowa (3/2/11)

Free Throw Attempts

Career: 4 - two times, last vs. Iowa (2/2/11)

Season: 4 - two times, last vs. Iowa (2/2/11)

Big Ten: 4 - vs. Iowa (2/2/11)

Steals

Career: 2 - two times, last vs. Oakland (12/11/10)

Season: 2 - two times, last vs. Oakland (12/11/10)

Big Ten: 1 - two times, last vs. Purdue (1/22/11)

Blocks

Career: 3 - vs. Minnesota (2/22/11)

Season: 3 - vs. Minnesota (2/22/11)

Big Ten: 3 - vs. Minnesota (2/22/11)

Miscellaneous Stats (MSU's Record)

	Season	Career
Double-Figure Scoring	2 (1-1)	2 (1-1)
Double-Figure Rebounding	0 (0-0)	0 (0-0)
Double-Figure Assists	0 (0-0)	0 (0-0)
Double-Doubles	0 (0-0)	0 (0-0)
Led MSU in Scoring	0 (0-0)	0 (0-0)
Led MSU in Rebounding	2 (0-2)	2 (0-2)
Led MSU in Assists	0 (0-0)	0 (0-0)
20+ Point Games	0 (0-0)	0 (0-0)
30+ Point Games	0 (0-0)	0 (0-0)

Payne's Career Stats

Year	GP/GS	Min./Avg	FG-FGA	FG%	-3-Point- FG-FGA	FG%	FT-FTA	FT%	OFF-DEF	REB	AVG	PF/D	A	TO	BL	ST	PTS	AVG
2010-11	33/5	298/9.0	34-70	.486	0-1	.000	17-35	.486	30-46	76	2.3	37/0	5	21	26	9	85	2.6
Totals	33/5	298/9.0	34-70	.486	0-1	.000	17-35	.486	30-46	76	2.3	37/0	5	21	26	9	85	2.6

Payne's 2010-11 Game-by-Game Stats

Opponent	fg	3fg	ft	off-def	reb	pf	pts	ast	to	blk	stl	min
Eastern Michigan (11/12)	5-8	0-1	0-3	2-5	7 4	10	0	3	1	1	14	
South Carolina (11/16)	2-2	0-0	1-2	3-4	7 2	5	0	2	0	0	10	
vs. Chaminade (11/22)	0-1	0-0	0-0	0-1	1 3	0	0	1	0	0	7	
vs. Connecticut (11/23)	0-2	0-0	0-0	1-1	2 0	0	0	0	1	0	6	
vs. Washington (11/24)	0-0	0-0	0-0	0-1	1 1	0	0	2	2	1	6	
Tennessee Tech (11/28)	1-1	0-0	1-2	2-1	3 2	3	1	2	1	0	17	
at Duke (12/1)	2-2	0-0	1-2	3-3	6 0	5	1	2	1	0	9	
Bowling Green (12/4)	1-3	0-0	2-4	2-4	6 0	4	0	0	2	2	15	
vs. Syracuse (12/7)	0-0	0-0	1-2	0-0	0 0	1	0	1	0	0	5	
vs. Oakland (12/11)	0-0	0-0	1-2	0-0	0 1	1	0	0	0	2	4	
Prairie View A&M (12/18)	1-5	0-0	1-2	0-1	1 2	3	1	0	2	0	15	
Texas (12/22)	*	1-2	0-0	0-0	2-0	2 4	2	1	1	1	1	9
Minnesota (12/31)		1-2	0-0	0-0	0-0	0 1	2	0	0	2	1	7
at Northwestern (1/3)		1-1	0-0	0-0	0-2	2 0	2	0	0	2	0	5
at Penn State (1/8)		0-0	0-0	1-2	1-0	1 2	1	0	1	0	0	2
Wisconsin (1/11)		2-3	0-0	0-0	1-2	3 0	4	0	1	0	0	11
Northwestern (1/15)		0-0	0-0	0-0	2-0	2 1	0	0	1	0	0	8
at Illinois (1/18)	*	1-3	0-0	0-0	2-2	4 0	2	0	0	1	0	10
at Purdue (1/22)		1-2	0-0	0-0	0-0	0 0	2	0	0	0	1	6
Michigan (1/27)		0-0	0-0	0-0	0-0	0 0	0	0	0	0	0	3
Indiana (1/30)		0-0	0-0	0-0	0-0	0 1	0	0	0	0	0	2
at Iowa (2/2)		1-1	0-0	2-4	1-1	2 0	4	0	1	0	0	15
at Wisconsin (2/6)		0-2	0-0	0-0	2-1	3 2	0	0	1	0	0	12
Penn State (2/10)		1-2	0-0	0-0	1-0	1 1	2	0	1	2	0	8
at Ohio State (2/15)		4-7	0-0	2-3	0-2	2 2	10	0	0	0	0	11
Illinois (2/19)		1-1	0-0	0-0	0-2	2 0	2	0	0	1	0	9
at Minnesota (2/22)		2-2	0-0	0-1	1-1	2 3	4	0	0	3	0	12
Purdue (2/27)		1-3	0-0	0-0	0-4	4 0	2	0	0	1	0	17
Iowa (3/2)		3-8	0-0	2-3	1-5	6 4	8	1	0	1	0	16
at Michigan (3/5)		0-0	0-0	0-0	0-1	1 0	0	0	1	0	0	2
vs. Iowa (3/10)	*	2-4	0-0	2-3	2-1	3 0	6	0	0	1	0	8
vs. Purdue (3/11)	*	0-2	0-0	0-0	1-1	2 1	0	0	0	0	0	10
vs. Penn State (3/12)	*	0-1	0-0	0-0	0-0	0 0	0	0	0	1	0	7





10

Delvon Roe**Junior • Forward • 6-8 • 235**
Euclid, Ohio • St. Edward H.S.

- * Changed his major to theatre and performed in Shakespeare's *As You Like It* this November
- * Loves to play ping pong in the players' lounge; claims to be the best on the team

*** Big Ten All-Defensive Team***** Recipient of MSU's Glue and Guts Award***** Ranks second in MSU career blocks (103)***** MSU is 20-2 in his career when he scores in double figures.**

Capsule: Athletic combo-forward with terrific all-around skills ... After missing virtually all of his senior year of high school, rehabbing while playing throughout his freshman season and playing with a torn meniscus for part of his sophomore year, he's finally regained much of the quickness and explosiveness that made him a prep standout.

NCAA Tournament Notes: Averaging 4.2 points and 3.5 rebounds in 11 career NCAA Tournament games (10 starts) ... Has connected on 54.8 percent of his shots from the field (17-of-31) ... Averaged 4.8 points and 4.0 rebounds in the 2010 NCAA Tournament ... Recorded a postseason-best three blocks vs. Tennessee in the Midwest Regional Final ... As a freshman, averaged 3.7 points and 3.2 rebounds in 15.8 minutes in the 2009 NCAA Tournament ... Grabbed eight rebounds in 2009 National Semifinals vs. UConn, as the only freshman starter on any of the Final Four squads ... Scored 10 points in 17 minutes vs. USC in the 2009 second round, his only double-figure NCAA game.

2010-11 Notes: Played a solid all-around game in Big Ten Tournament quarterfinal vs. Purdue (3/11), recording seven points, eight rebounds, two assists and an MSU Big Ten Tournament-record four blocks ... Came off the bench in Big Ten Tournament first-round game vs. Iowa (3/10) and contributed five points, five rebounds, three assists and a steal in 23 minutes ... Scored 15 points vs. Penn State (2/10), hitting all six shots ... Matched his career high with 16 points vs. Purdue (1/22) ... Collected 10 rebounds at Illinois (1/18), matching his season high ... Equalled his career high with five blocks vs. Northwestern (1/15), holding John Shurna to a season-low six points on 2-of-10 shooting ... Played great defense vs. Wisconsin (1/11), helping hold Jon Leuer to 10 points on 3-of-9 shooting, nine points below his average, and guarded Jordan Taylor as he missed a potential game-winning shot in overtime ... Grabbed a season-high 10 rebounds at Northwestern (1/3) ... Tallied 11 points and a team-high nine rebounds vs. Minnesota (12/31) ... Grabbed nine rebounds vs. Texas (12/22) ... Scored 10 points vs. Prairie View A&M (12/18) ... Tallied 10 points and seven rebounds vs. Bowling Green (12/4) ... Played solid defense vs. Duke (12/1), helping limit All-American Kyle Singler to 5-of-14 shooting, playing largely on the perimeter ... Scored 15 points vs. South Carolina (11/16), just one shy of his career high, and dished out a career-best six assists just two-and-a-half hours after playing a role in Shakespeare's "As You Like It" put on by the MSU Department of Theatre ... Grabbed a team-high tying eight rebounds vs. Eastern Michigan (11/12).

Career/Season Highs**Minutes**

Career: 37 - vs. Northwestern (1/15/11)

Season: 37 - vs. Northwestern (1/15/11)

Big Ten: 37 - vs. Northwestern (1/15/11)

Points

Career: 16 - two times, last vs. Purdue (1/22/11)

Season: 16 - vs. Purdue (1/22/11)

Big Ten: 16 - two times, last vs. Purdue (1/22/11)

Rebounds

Career: 17 - vs. Valparaiso (11/22/09)

Season: 10 - two times, last vs. Illinois (1/18/11)

Big Ten: 10 - four times, last vs. Illinois (1/18/11)

Assists

Career: 6 - vs. South Carolina (11/16/10)

Season: 6 - vs. South Carolina (11/16/10)

Big Ten: 5 - vs. Indiana (2/16/10)

Field Goals

Career: 6 - five times, last vs. Penn State (2/10/11)

Season: 6 - two times, last vs. Penn State (2/10/11)

Big Ten: 6 - three times, last vs. Penn State (2/10/11)

Field Goal Attempts

Career: 9 - vs. Purdue (1/22/11)

Season: 9 - vs. Purdue (1/22/11)

Big Ten: 9 - vs. Purdue (1/22/11)

3-Point Field Goals

Career: -

Season: -

Big Ten: -

3-Point FG Attempts

Career: -

Season: -

Big Ten: -

Free Throws

Career: 7 - vs. Illinois (1/16/10)

Season: 6 - vs. Prairie View A&M (12/18/10)

Big Ten: 7 - vs. Illinois (1/16/10)

Free Throw Attempts

Career: 9 - vs. Indiana (2/7/09)

Season: 8 - two times, last vs. Iowa (3/10/11)

Big Ten: 9 - vs. Indiana (2/7/09)

Steals

Career: 5 - vs. North Carolina (12/1/09)

Season: 3 - two times, last vs. Purdue (2/27/11)

Big Ten: 4 - vs. Northwestern (1/30/10)

Blocks

Career: 5 - two times, last vs. Northwestern (1/15/11)

Season: 5 - vs. Northwestern (1/15/11)

Big Ten: 5 - vs. Northwestern (1/15/11)

Miscellaneous Stats (MSU's Record)

	Season	Career
Double-Figure Scoring	7 (6-1)	22 (20-2)
Double-Figure Rebounding	2 (1-1)	8 (6-2)
Double-Figure Assists	0 (0-0)	0 (0-0)
Double-Doubles	0 (0-0)	3 (3-0)
Led MSU in Scoring	0 (0-0)	2 (2-0)
Led MSU in Rebounding	4 (3-2)	17 (12-5)
Led MSU in Assists	2 (2-0)	4 (3-1)
20+ Point Games	0 (0-0)	0 (0-0)
30+ Point Games	0 (0-0)	0 (0-0)

Roe's Career Stats

Year	GP/GS	Min./Avg	FG-FGA	FG%	-3-Point- FG-FGA	FG%	FT-FTA	FT%	OFF-DEF	REB	AVG	PF/D	A	TO	BL	ST	PTS	AVG
2008-09	38/31	682/17.9	81-143	.566	0-0	.000	51-112	.455	79-119	197	5.2	83/1	35	42	29	16	213	5.6
2009-10	37/30	764/20.6	83-150	.553	0-0	.000	72-109	.661	68-117	185	5.0	97/4	43	50	35	31	238	6.4
2010-11	33/22	781/23.7	67-141	.475	0-0	.000	64-99	.646	62-106	168	5.1	96/4	48	37	40	26	198	6.0
Totals	108/83	2227/20.6	231-434	.532	0-0	.000	187-320	.584	208-342	550	5.1	276/9	126	129	104	73	649	6.0

Roe's 2010-11 Game-by-Game Stats

Opponent		fg	3fg	ft	off-def	reb	pf	pts	ast	to	blk	stl	min
Eastern Michigan (11/12)	*	1-4	0-0	3-4	2-6	8 3	5	0	1	2	1	22	
South Carolina (11/16)	*	5-6	0-0	5-8	1-4	5 4	15	6	1	1	1	28	
vs. Chaminade (11/22)	*	3-8	0-0	2-2	2-6	8 3	8	0	2	0	2	25	
vs. Connecticut (11/23)	*	1-3	0-0	3-3	1-3	4 5	5	0	0	3	1	22	
vs. Washington (11/24)	*	0-1	0-0	0-0	0-4	4 2	0	0	1	0	0	24	
Tennessee Tech (11/28)	*	1-3	0-0	2-2	1-4	5 0	4	2	2	3	1	20	
at Duke (12/1)	*	2-3	0-0	1-3	0-3	3 5	5	0	4	1	0	19	
Bowling Green (12/4)	*	3-5	0-0	4-4	2-5	7 2	10	1	3	1	1	20	
vs. Syracuse (12/7)	*	3-5	0-0	2-4	2-1	3 4	8	1	1	0	1	24	
vs. Oakland (12/11)		3-6	0-0	1-2	0-4	4 2	7	0	0	2	0	20	
Prairie View A&M (12/18)		2-4	0-0	6-7	1-4	5 2	10	0	2	2	2	20	
Texas (12/22)	*	1-8	0-0	3-4	5-4	9 1	5	1	3	1	0	9	
Minnesota (12/31)	*	3-5	0-0	5-6	5-4	9 4	11	3	1	0	1	28	
at Northwestern (1/3)	*	4-5	0-0	0-0	2-8	10 3	8	2	0	1	1	27	
at Penn State (1/8)	*	3-6	0-0	1-3	1-0	1 4	7	2	0	1	0	20	
Wisconsin (1/11)	*	2-2	0-0	0-2	3-2	5 2	4	2	1	1	1	32	
Northwestern (1/15)	*	2-5	0-0	1-2	2-4	6 2	5	1	0	5	1	37	
at Illinois (1/18)	*	3-5	0-0	2-2	7-3	10 2	8	1	1	0	2	29	
at Purdue (1/22)	*	6-9	0-0	4-5	2-2	4 2	16	0	2	1	3	31	
Michigan (1/27)	*	0-3	0-0	1-4	1-3	4 4	1	1	2	2	2	28	
Indiana (1/30)	*	3-6	0-0	4-7	4-5	9 5	10	2	0	2	1	28	
at Iowa (2/2)	*	0-2	0-0	0-0	2-1	3 3	0	1	1	1	0	16	
at Wisconsin (2/6)		0-0	0-0	0-0	1-1	2 2	0	0	1	0	0	20	
Penn State (2/10)	*	6-6	0-0	3-4	0-3	3 3	15	0	2	0	0	22	
at Ohio State (2/15)		0-0	0-0	0-0	1-1	2 2	0	0	1	1	0	8	
Illinois (2/19)	*	4-5	0-0	0-1	3-4	7 2	8	4	1	1	0	22	
at Minnesota (2/22)		0-2	0-0	1-2	1-1	2 2	1	3	0	0	0	22	
Purdue (2/27)		2-6	0-0	0-0	0-3	3 3	4	2	2	1	3	23	
Iowa (3/2)		0-2	0-0	0-1	0-2	2 4	0	4	0	1	0	24	
at Michigan (3/5)		2-2	0-0	2-5	3-2	5 5	6	3	0	1	0	21	
vs. Iowa (3/10)		0-3	0-0	5-8	3-2	5 2	5	3	0	0	1	23	
vs. Purdue (3/11)		2-8	0-0	3-4	3-5	8 3	7	2	0	4	0	24	
vs. Penn State (3/12)		0-3	0-0	0-0	1-2	3 4	0	1	2	1	0	25	



Roe's Career NCAA Tournament Game-by-Game Stats

Team	GS	Min	FG-FGA	Pct.	3FG-3FGA	Pct.	FT-FTA	Pct.	Reb	Ast	TO	Blk	Stl	Pts
Robert Morris (3/20/09)	*	16	2-4	.500	0-0	.000	0-0	.000	5	1	0	1	0	4
USC (3/22/09)	*	17	3-5	.600	0-0	.000	4-7	.571	2	1	1	0	0	10
Kansas (3/27/09)	*	10	0-0	.000	0-0	.000	0-0	.000	1	2	0	0	0	0
Louisville (3/29/09)	*	14	1-1	1.000	0-0	.000	0-0	.000	0	1	0	0	0	2
UConn (4/4/09)	*	21	2-4	.500	0-0	.000	0-0	.000	8	0	0	2	0	4
North Carolina (4/6/09)	*	17	1-1	.000	0-0	.000	0-1	.000	3	0	1	1	0	2
New Mexico St. (3/19/10)		20	2-2	1.000	0-0	.000	3-5	.600	6	1	1	1	1	7
Maryland (3/21/10)	*	24	1-3	.333	0-0	.000	2-2	1.000	5	3	1	0	0	4
Northern Iowa (3/26/10)	*	27	2-2	1.000	0-0	.000	2-2	1.000	5	2	1	1	2	6
Tennessee (3/28/10)	*	20	1-4	.250	0-0	.000	1-2	.500	0	1	1	3	1	3
Butler (4/3/10)	*	24	2-5	.400	0-0	.000	0-0	.000	4	2	3	1	0	4
11-game Totals	10	210	17-31	.548	0-0	.000	12-19	.632	39	14	9	10	4	46



41

Garrick Sherman
Sophomore • Center • 6-10 • 240
Kenton, Ohio • Kenton H.S.

*** Finished prep career as school's all-time leading scorer and rebound and the second leading rebounder in state history.**

*** Shooting a team-best .691 from the field.**

Capsule: Well-rounded big man ... Excellent passer ... Very Intelligent player that does all the little things ... Possesses the ability to score with either hand around the basket.

NCAA Tournament Notes: Averaged 2.0 points and 1.8 rebounds in 6.8 minutes in the 2010 NCAA Tournament ... Contributed four points against both Northern Iowa and Butler ... Grabbed four rebounds vs. New Mexico State.

2010-11 Notes: Grabbed seven rebounds at Michigan (3/5), a Big Ten career high ... Scored seven points vs. Iowa (3/2), the most he's scored in a Big Ten game this season ... Scored six points on 3-of-3 shooting in 17 minutes at Ohio State (2/15) ... Scored five points vs. Penn State (2/10) ... Grabbed seven rebounds vs. Oakland (12/11) ... Recorded eight points and five rebounds vs. Duke (12/1) ... Established a career high in points with 10 vs. Washington (11/24), including the first six of the second half ... Scored eight points and grabbed a career-best eight rebounds vs. Eastern Michigan (11/12).

Career/Season Highs

Minutes

Career: 25 - vs. Washington (11/24/10)
 Season: 25 - vs. Washington (11/24/10)
 Big Ten: 17 - vs. Ohio State (2/15/11)

Points

Career: 10 - vs. Washington (11/24/10)
 Season: 10 - vs. Washington (11/24/10)
 Big Ten: 7 - vs. Iowa (3/2/11)

Rebounds

Career: 8 - vs. Eastern Michigan (11/12/10)
 Season: 8 - vs. Eastern Michigan (11/12/10)
 Big Ten: 7 - vs. Michigan (3/5/11)

Assists

Career: 2 - three times, last vs. Northwestern (1/3/11)
 Season: 2 - three times, last vs. Northwestern (1/3/11)
 Big Ten: 2 - vs. Northwestern (1/3/11)

Field Goals

Career: 4 - three times, last vs. Duke (12/1/10)
 Season: 4 - two times, last vs. Duke (12/1/10)
 Big Ten: 3 - three times, last vs. Iowa (3/2/11)

Field Goal Attempts

Career: 7 - vs. Duke (12/1/10)
 Season: 7 - vs. Duke (12/1/10)
 Big Ten: 5 - vs. Illinois (2/6/10)

3-Point Field Goals

Career: -
 Season: -
 Big Ten: -

3-Point FG Attempts

Career: -
 Season: -
 Big Ten: -

Free Throws

Career: 4 - two times, last vs. Butler (4/3/10)
 Season: 2 - vs. Eastern Michigan (11/12/10)
 Big Ten: 1 - seven times, last vs. Iowa (3/2/11)

Free Throw Attempts

Career: 4 - four times, last vs. Iowa (3/2/11)
 Season: 4 - three times, last vs. Iowa (3/2/11)
 Big Ten: 4 - vs. Iowa (3/2/11)

Steals

Career: 2 - two times, last vs. Duke (12/1/10)
 Season: 2 - two times, last vs. Duke (12/1/10)
 Big Ten: 1 - three times, last vs. Iowa (3/2/11)

Blocks

Career: 2 - vs. Washington (11/24/10)
 Season: 2 - vs. Washington (11/24/10)
 Big Ten: 1 - 10 times, last vs. Iowa (3/2/11)

Miscellaneous Stats (MSU's Record)

	Season	Career
Double-Figure Scoring	1 (1-0)	1 (1-0)
Double-Figure Rebounding	0 (0-0)	0 (0-0)
Double-Figure Assists	0 (0-0)	0 (0-0)
Double-Doubles	0 (0-0)	0 (0-0)
Led MSU in Scoring	0 (0-0)	0 (0-0)
Led MSU in Rebounding	2 (2-0)	3 (3-0)
Led MSU in Assists	0 (0-0)	0 (0-0)
20+ Point Games	0 (0-0)	0 (0-0)
30+ Point Games	0 (0-0)	0 (0-0)

Sherman's Career Stats

Year	GP/GS	Min./Avg	FG-FGA	FG%	-3-Point- FG-FGA	FG%	FT-FTA	FT%	OFF-DEF	REB	AVG	PF/D	A	TO	BL	ST	PTS	AVG
2009-10	36/12	259/7.2	31-52	.596	0-0	.000	7-11	.636	18-39	57	1.6	37/0	3	18	5	4	69	1.9
2010-11	33/17	401/12.2	47-68	.691	0-0	.000	10-27	.370	25-57	82	2.5	39/0	11	27	14	9	104	3.2
Totals	69/29	660/9.6	78-120	.650	0-0	.000	17-38	.447	43-96	139	2.0	76/0	14	45	19	13	173	2.5


Sherman's 2010-11 Game-by-Game Stats

Opponent		fg	3fg	ft	off-def	reb	pf	pts	ast	to	blk	stl	min
Eastern Michigan (11/12)	*	3-6	0-0	2-4	3-5	8	1	8	0	2	1	2	15
South Carolina (11/16)	*	3-3	0-0	0-4	1-0	1	0	6	1	1	0	0	15
vs. Chaminade (11/22)	*	2-2	0-0	0-0	1-3	4	2	4	0	1	0	0	20
vs. Connecticut (11/23)	*	3-3	0-0	0-0	0-4	4	2	6	0	0	1	0	23
vs. Washington (11/24)	*	4-5	0-0	2-2	1-4	5	3	10	0	4	2	1	25
Tennessee Tech (11/28)	*	3-4	0-0	0-2	0-1	1	1	6	2	1	0	0	19
at Duke (12/1)	*	4-7	0-0	0-2	2-3	5	3	8	0	1	0	2	21
Bowling Green (12/4)	*	2-3	0-0	0-0	1-2	3	0	4	2	2	0	0	16
vs. Syracuse (12/7)	*	1-3	0-0	0-0	1-1	2	2	2	0	0	0	0	12
vs. Oakland (12/11)	*	2-3	0-0	0-0	3-4	7	4	4	0	0	0	1	17
Prairie View A&M (12/18)	*	1-2	0-0	0-0	1-2	3	4	2	0	0	1	1	15
Texas (12/22)		3-5	0-0	0-0	1-4	5	2	6	0	0	1	0	16
Minnesota (12/31)		0-0	0-0	0-0	0-3	3	2	0	0	0	0	0	11
at Northwestern (1/3)		0-0	0-0	0-0	0-1	1	1	0	2	1	1	0	14
at Penn State (1/8)		1-1	0-0	1-2	0-1	1	0	3	0	1	1	0	10
Wisconsin (1/11)		0-1	0-0	0-0	0-0	0	1	0	0	0	0	0	5
Northwestern (1/15)		0-0	0-0	1-2	0-0	0	1	1	0	0	0	0	4
at Illinois (1/18)		0-0	0-0	0-0	0-0	0	0	0	0	1	0	0	2
at Purdue (1/22)		0-0	0-0	0-0	1-0	1	0	0	0	0	0	0	1
Michigan (1/27)		0-0	0-0	0-0	0-2	2	0	0	0	0	0	0	5
Indiana (1/30)		0-0	0-0	0-0	0-0	0	0	0	0	0	0	0	4
at Iowa (2/2)		1-1	0-0	0-0	0-1	1	0	2	1	2	1	0	7
at Wisconsin (2/6)		2-2	0-0	0-1	0-2	2	1	4	0	0	0	0	12
Penn State (2/10)		2-2	0-0	1-2	1-1	2	2	5	0	2	0	0	14
at Ohio State (2/15)	*	3-3	0-0	0-0	0-2	2	2	6	1	2	1	0	17
Illinois (2/19)	*	1-2	0-0	0-0	2-4	6	2	2	1	1	0	0	15
at Minnesota (2/22)	*	1-1	0-0	2-2	0-2	2	0	4	0	0	0	0	12
Purdue (2/27)	*	0-1	0-0	0-0	1-0	1	0	0	0	1	1	0	8
Iowa (3/2)	*	3-4	0-0	1-4	1-0	1	2	7	0	1	1	1	16
at Michigan (3/5)	*	1-1	0-0	0-0	3-4	7	0	2	1	1	1	0	12
vs. Iowa (3/10)		1-1	0-0	0-0	1-1	2	0	2	0	2	1	1	9
vs. Purdue (3/11)		0-1	0-0	0-0	0-0	0	0	0	0	0	0	0	4
vs. Penn State (3/12)		0-1	0-0	0-0	0-0	0	1	0	0	0	0	0	5



Sherman's Career NCAA Tournament Game-by-Game Stats

Team	GS	Min	FG-FGA	Pct.	3FG-3FGA	Pct.	FT-FTA	Pct.	Reb	Ast	TO	Blk	Stl	Pts
New Mexico St. (3/19/10)		9	1-2	.500	0-0	.000	0-0	.000	4	0	0	1	0	2
Maryland (3/21/10)		6	0-1	.000	0-0	.000	0-0	.000	1	0	1	1	0	0
Northern Iowa (3/26/10)		9	2-2	1.000	0-0	.000	0-0	.000	1	0	0	0	1	4
Tennessee (3/28/10)		2	0-0	.000	0-0	.000	0-0	.000	2	0	0	0	0	0
Butler (4/3/10)		8	1-1	1.000	0-0	.000	2-2	1.000	1	0	1	0	0	4
5-game Totals		34	4-6	.667	0-0	.000	2-2	1.000	9	0	2	1	1	10



15

Durrell Summers**Senior • Guard • 6-5 • 205****Detroit, Mich. • Redford Covenant Christian**

* Has "Summer Time" tattooed on back of his arms.

* Other nickname is "Rell."

* **MSU is 11-1 in his career when he scores 20 points or more**

* **Ranks sixth in MSU history with 158 career 3-pointers**

* **Hit three or more 3-pointers in 11 games this season**

Capsule: Elite performer when playing with focus, as shown in run during 2010 NCAA Tournament ... Combines world-class athleticism and a strong physique ... Incredible dunker, who appears to hang in the air ... Excels in the open court ... Continually improving his outside shot ... Potential to be an exceptional offensive rebounder ... Possess the physical tools to be a great defender.

NCAA Tournament Notes: Averaging 11.6 points and 4.3 rebounds in 14 career NCAA Tournament games ... Has scored in double figures in eight straight NCAA Tournament games, averaging 16.1 points during that stretch ... Has made at least one 3-pointer in each of his last 10 NCAA Tournament games ... Shooting 53.6% from the field and 47.4% from behind the arc ... Led MSU in scoring during the 2010 NCAA Tournament with 18.8 points ... Selected Most Outstanding Player of the 2010 NCAA Midwest Regional ... Had his first NCAA double-double with 14 points and 10 rebounds vs. Butler in the 2010 national semifinals ... Scored a game-high 21 points vs. Tennessee in the Midwest Regional Final, hitting 8-of-10 shots from the floor including 4-of-6 from 3-point range ... Tossed in a game-high 19 points vs. Northern Iowa in the 2010 Midwest Regional Semifinal ... Matched his career high with 26 points in the second round vs. Maryland, hitting 10-of-14 shots from the field including 6-of-7 from 3-point range ... Averaged 9.7 points and 5.0 rebounds during the 2009 NCAA Tournament.

2010-11 Notes: Averaged 8.7 points and 5.0 rebounds in three Big Ten Tournament games ... Scored 11 points and grabbed four rebounds in Big Ten Tournament semifinal vs. Penn State (3/12) ... Contributed six points and eight rebounds in Big Ten Tournament quarterfinal vs. Purdue (3/11) ... All nine of his points in the Big Ten Tournament first-round game vs. Iowa (3/10) came in the last 10:15 ... Scored MSU's last seven points against the Hawkeyes, including four-straight free throws in the final 15 seconds ... Posted a double-double with 13 points and a career-high 13 rebounds at Michigan (3/5); the 13 points snapped a streak of eight straight games in single digits ... Scored 17 points vs. Indiana (1/30) ... Posted his first double-double of the season vs. Michigan (1/27) ... Scored a game-high 21 points at Penn State (1/8) ... Led MSU with 19 points vs. Minnesota (12/31), including 14 in the second half, knocking down four 3-pointers in the second stanza ... Scored a season-high 25 points vs. Prairie View A&M (12/18), hitting 10-of-15 shots, including 5-of-7 3-pointers ... Led MSU with 18 points vs. Syracuse (12/7), connecting on four 3-pointers for a second-straight game ... Scored a team-high 14 points vs. Bowling Green (12/4), knocking down four 3-pointers ... Scored his 1,000th career point against Tennessee Tech (11/28), scoring 15 of his game-high 21 points after halftime, hitting 8-of-11 shots, including all three 3-pointers ... After struggling for much of the tournament, hit back-to-back 3-pointers in the final 2:05 vs. Washington (11/24) to turn a 68-66 deficit into a 72-68 lead ... Scored a team-best 22 points vs. South Carolina (11/16), adding six rebounds ... Opened the season with a 17-point effort against Eastern Michigan (11/12).

Career/Season Highs**Minutes**

Career: 38 - two times, last vs. Wisconsin (1/11/11)

Season: 38 - vs. Wisconsin (1/11/11)

Big Ten: 38 - vs. Wisconsin (1/11/11)

Points

Career: 26 - two times, last vs. Maryland (3/21/10)

Season: 25 - vs. Prairie View A&M (12/18/10)

Big Ten: 26 - vs. Ohio State (1/25/09)

Rebounds

Career: 13 - vs. Michigan (3/5/11)

Season: 13 - vs. Michigan (3/5/11)

Big Ten: 13 - vs. Michigan (3/5/11)

Assists

Career: 5 - vs. Michigan (1/26/10)

Season: 2 - vs. Iowa (3/2/11)

Big Ten: 5 - vs. Michigan (1/26/10)

Field Goals

Career: 10 - two times, last vs. Prairie View A&M (12/18/10)

Season: 10 - vs. Prairie View A&M (12/18/10)

Big Ten: 9 - vs. Northwestern (1/30/10)

Field Goal Attempts

Career: 17 - two times, last vs. South Carolina (11/16/10)

Season: 17 - vs. South Carolina (11/16/10)

Big Ten: 16 - three times, last vs. Indiana (1/30/11)

3-Point Field Goals

Career: 6 - two times, last vs. Maryland (3/21/10)

Season: 5 - vs. Prairie View A&M (12/18/10)

Big Ten: 6 - vs. Ohio State (1/25/09)

3-Point FG Attempts

Career: 11 - two times, last vs. Minnesota (12/31/10)

Season: 11 - two times, last vs. Minnesota (12/31/10)

Big Ten: 11 - vs. Minnesota (12/31/10)

Free Throws

Career: 7 - vs. UCLA (11/20/07)

Season: 5 - two times, last vs. Illinois (2/19/11)

Big Ten: 6 - vs. Purdue (1/8/08)

Free Throw Attempts

Career: 9 - two times, last vs. Northern Iowa (3/26/10)

Season: 8 - vs. South Carolina (11/16/10)

Big Ten: 7 - three times, last vs. Penn State (1/8/11)

Steals

Career: 4 - vs. The Citadel (12/17/08)

Season: 2 - four times, last vs. Iowa (3/10/11)

Big Ten: 3 - two times, last vs. Michigan (3/7/10)

Blocks

Career: 2 - four times, last vs. Iowa (1/29/09)

Season: 1 - seven times, last vs. Michigan (3/5/11)

Big Ten: 2 - vs. Iowa (1/29/09)

Miscellaneous Stats (MSU's Record)

	Season	Career
Double-Figure Scoring	20 (10-10)	63 (41-22)
Double-Figure Rebounding	2 (0-2)	6 (3-3)
Double-Figure Assists	0 (0-0)	0 (0-0)
Double-Doubles	2 (0-2)	6 (3-3)
Led MSU in Scoring	7 (5-2)	19 (14-5)
Led MSU in Rebounding	3 (0-3)	11 (7-4)
Led MSU in Assists	0 (0-0)	1 (1-0)
20+ Point Games	4 (3-1)	12 (11-1)
30+ Point Games	0 (0-0)	0 (0-0)

Summers' Career Stats

Year	GP/GS	Min./Avg	FG-FGA	FG%	-3-Point- FG-FGA	FG%	FT-FTA	FT%	OFF-DEF	REB	AVG	PF/D	A	TO	BL	ST	PTS	AVG
2007-08	36/0	391/10.9	62-123	.504	11-22	.500	41-55	.745	31-54	85	2.4	33/0	20	32	7	5	176	4.9
2008-09	38/13	812/21.4	116-267	.434	45-117	.385	49-68	.721	51-78	129	3.4	58/0	30	55	13	25	326	8.6
2009-10	37/24	971/26.2	156-343	.455	43-120	.358	62-78	.795	56-118	174	4.7	80/2	31	65	3	25	417	11.3
2010-11	33/29	962/29.2	134-346	.387	60-168	.357	52-76	.684	36-107	143	4.3	68/0	19	48	8	18	380	11.5
Totals	144/66	3136/21.8	468/1079	.434	159-427	.372	204-277	.736	174-357	531	3.7	239/2	100	200	31	73	1299	9.0

Summers' 2010-11 Game-by-Game Stats

Opponent		fg	3fg	ft	off-def	reb	pf	pts	ast	to	blk	stl	min
Eastern Michigan (11/12)	*	7-13	3-4	0-2	0-4	4 1	17	0	5	0	1	32	
South Carolina (11/16)	*	8-17	1-5	5-8	2-4	6 0	22	1	1	0	1	35	
vs. Chaminade (11/22)	*	2-7	1-1	1-2	2-2	4 3	6	1	1	0	0	24	
vs. Connecticut (11/23)	*	5-12	1-5	2-2	1-4	5 2	13	0	1	0	0	32	
vs. Washington (11/24)	*	3-11	2-7	4-6	2-2	4 2	12	0	2	0	0	27	
Tennessee Tech (11/28)	*	8-11	3-3	2-3	2-2	4 2	21	1	2	0	1	25	
at Duke (12/1)	*	5-11	1-2	0-0	3-1	4 3	11	0	0	0	0	28	
Bowling Green (12/4)	*	4-12	4-11	2-2	1-3	4 1	14	0	2	0	0	27	
vs. Syracuse (12/7)	*	7-15	4-9	0-1	0-6	6 3	18	1	1	1	0	31	
vs. Oakland (12/11)	*	5-12	1-3	1-2	1-4	5 1	12	1	0	0	2	33	
Prairie View A&M (12/18)	*	10-15	5-7	0-0	2-4	6 4	25	1	2	1	1	27	
Texas (12/22)	*	4-11	1-3	2-2	3-2	5 3	11	1	4	1	2	32	
Minnesota (12/31)	*	6-16	4-11	3-4	1-4	5 2	19	0	1	0	0	31	
at Northwestern (1/3)	*	4-14	4-9	0-0	1-3	4 4	12	2	2	0	2	26	
at Penn State (1/8)	*	7-16	3-8	4-7	2-3	5 1	21	0	1	0	0	36	
Wisconsin (1/11)	*	1-6	0-5	1-2	1-5	6 1	3	0	1	0	0	38	
Northwestern (1/15)	*	2-5	0-1	0-0	0-4	4 3	4	0	2	0	0	30	
at Illinois (1/18)		4-12	3-7	2-2	0-0	0 2	13	0	2	1	2	29	
at Purdue (1/22)	*	4-10	3-8	0-0	0-1	1 4	11	0	1	0	2	34	
Michigan (1/27)	*	4-9	2-5	3-4	3-7	10 2	13	1	1	1	0	27	
Indiana (1/30)	*	6-16	2-7	3-3	0-2	2 0	17	1	1	0	1	34	
at Iowa (2/2)	*	2-7	2-7	0-0	1-2	3 1	6	1	3	0	0	28	
at Wisconsin (2/6)	*	3-12	0-2	1-2	2-1	3 3	7	0	1	0	0	32	
Penn State (2/10)	*	3-8	1-5	1-2	0-4	4 1	8	1	0	0	0	34	
at Ohio State (2/15)	*	0-1	0-1	0-0	0-1	1 2	0	1	1	0	0	16	
Illinois (2/19)		1-7	1-4	5-6	2-2	4 1	8	0	2	0	0	24	
at Minnesota (2/22)		3-11	1-6	0-0	0-1	1 4	7	1	1	1	1	20	
Purdue (2/27)		1-4	1-2	0-0	0-2	2 1	3	1	0	1	0	28	
Iowa (3/2)	*	3-8	0-2	1-2	0-3	3 2	7	2	1	0	0	25	
at Michigan (3/5)	*	4-15	3-7	2-2	4-9	13 0	13	0	0	1	0	33	
vs. Iowa (3/10)	*	2-6	1-3	4-4	0-3	3 3	9	0	4	0	2	29	
vs. Purdue (3/11)	*	2-4	0-1	2-2	0-8	8 3	6	0	2	0	0	29	
vs. Penn State (3/12)	*	4-12	2-7	1-4	0-4	4 3	11	1	0	0	0	31	



Summers' Career NCAA Tournament Game-by-Game Stats

Team	GS	Min	FG-FGA	Pct.	3FG-3FGA	Pct.	FT-FTA	Pct.	Reb	Ast	TO	Blk	Stl	Pts
Temple (3/20/08)		10	2-2	1.000	0-0	.000	4-4	1.000	2	1	1	0	0	8
Pittsburgh (3/22/08)		7	0-1	.000	0-1	.000	0-0	.000	0	0	1	0	0	0
Memphis (3/28/08)		14	1-3	.333	0-0	.000	1-2	.500	0	1	0	0	0	3
Robert Morris (3/20/09)		17	1-4	.250	0-2	.000	1-2	.500	3	1	1	0	1	3
USC (3/22/09)		26	4-5	.800	3-4	.750	0-0	.000	8	2	2	0	1	11
Kansas (3/27/09)		26	3-4	.750	2-3	.667	1-2	.500	5	0	0	0	1	9
Louisville (3/29/09)		25	4-6	.667	2-3	.667	2-2	1.000	3	1	1	0	0	12
UConn (4/4/09)		23	4-9	.444	1-5	.200	1-1	1.000	6	1	1	0	1	10
North Carolina (4/6/09)		21	4-10	.400	2-6	.333	3-4	.750	5	2	2	1	0	13
New Mexico St. (3/19/10)		32	5-15	.333	2-8	.250	2-2	1.000	3	0	0	0	2	14
Maryland (3/21/10)	*	30	10-14	.714	6-7	.857	0-0	.000	4	0	3	0	0	26
Northern Iowa (3/26/10)	*	37	7-15	.467	4-9	.444	1-2	.500	7	2	1	0	0	19
Tennessee (3/28/10)	*	29	8-10	.800	4-6	.667	1-1	1.000	4	1	2	0	0	21
Butler (4/3/10)	*	38	6-12	.500	1-3	.333	1-2	.500	10	0	2	0	0	14
14-game Totals	5	335	59-110	.536	27-57	.474	18-24	.750	60	12	17	1	6	163



13

Austin Thornton
R-Junior • Guard • 6-5 • 210
Sand Lake, Mich. • Cedar Springs H.S.

*** Starting quarterback for high school football team as sophomore and junior, but elected to concentrate on basketball as a senior.**

Career/Season Highs

Minutes

Career: 25 - vs. Prairie View A&M (12/18/10)
 Season: 25 - vs. Prairie View A&M (12/18/10)
 Big Ten: 19 - vs. Ohio State (2/15/11)

Points

Career: 10 - vs. Eastern Michigan (11/12/10)
 Season: 10 - vs. Eastern Michigan (11/12/10)
 Big Ten: 7 - vs. Iowa (3/2/11)

Rebounds

Career: 9 - vs. Prairie View A&M (12/18/10)
 Season: 9 - vs. Prairie View A&M (12/18/10)
 Big Ten: 4 - vs. Iowa (2/2/11)

Assists

Career: 3 - vs. Washington (11/24/10)
 Season: 3 - vs. Washington (11/24/10)
 Big Ten: 2 - two times, last vs. Wisconsin (2/6/11)

Field Goals

Career: 4 - vs. Bowling Green (12/4/10)
 Season: 4 - vs. Bowling Green (12/4/10)
 Big Ten: 3 - vs. Iowa (3/2/11)

Field Goal Attempts

Career: 8 - vs. Bowling Green (12/4/10)
 Season: 8 - vs. Bowling Green (12/4/10)
 Big Ten: 5 - vs. Iowa (3/2/11)

3-Point Field Goals

Career: 3 - vs. Idaho (11/16/08)
 Season: 2 - vs. South Carolina (11/16/10)
 Big Ten: 1 - vs. Iowa (3/2/11)

3-Point FG Attempts

Career: 5 - vs. Bowling Green (12/4/10)
 Season: 5 - vs. Bowling Green (12/4/10)
 Big Ten: 2 - three times, last vs. Iowa (3/2/11)

Free Throws

Career: 4 - two times, last vs. Wisconsin (2/6/11)
 Season: 4 - two times, last vs. Wisconsin (2/6/11)
 Big Ten: 4 - vs. Wisconsin (2/6/11)

Free Throw Attempts

Career: 4 - three times, last vs. Wisconsin (2/6/11)
 Season: 4 - two times, last vs. Wisconsin (2/6/11)
 Big Ten: 4 - vs. Wisconsin (2/6/11)

Steals

Career: 2 - two times, last vs. Eastern Michigan (11/12/10)
 Season: 2 - vs. Eastern Michigan (11/12/10)
 Big Ten: 1 - five times, last vs. Iowa (2/2/11)

Blocks

Career: 1 - two times, last vs. Ohio State (2/15/11)
 Season: 1 - two times, last vs. Ohio State (2/15/11)
 Big Ten: 1 - vs. Ohio State (2/15/11)

Miscellaneous Stats (MSU's Record)

	Season	Career
Double-Figure Scoring	1 (1-0)	1 (1-0)
Double-Figure Rebounding	0 (0-0)	0 (0-0)
Double-Figure Assists	0 (0-0)	0 (0-0)
Double-Doubles	0 (0-0)	0 (0-0)
Led MSU in Scoring	0 (0-0)	0 (0-0)
Led MSU in Rebounding	1 (1-0)	1 (1-0)
Led MSU in Assists	1 (0-1)	1 (0-1)
20+ Point Games	0 (0-0)	0 (0-0)
30+ Point Games	0 (0-0)	0 (0-0)

Thornton's Career Stats

Year	GP/GS	Min./Avg	FG-FGA	FG%	-3-Point- FG-FGA	FG%	FT-FTA	FT%	OFF-DEF	REB	AVG	PF/D	A	TO	BL	ST	PTS	AVG
2008-09	27/0	100/3.7	9-25	.360	4-17	.235	11-14	.786	4-17	21	0.8	15/0	7	6	0	4	33	1.2
2009-10	33/0	195/5.9	14-41	.341	2-10	.200	4-4	1.000	14-21	35	1.1	33/0	10	13	0	3	34	1.0
2010-11	33/5	368/11.2	24-69	.348	6-30	.200	12-13	.923	28-42	70	2.1	46/0	23	20	2	5	66	2.0
Totals	93/5	663/7.1	47-135	.348	12-57	.211	27-31	.871	46-80	126	1.4	94/0	40	39	2	12	133	1.4

Thornton's 2010-11 Game-by-Game Stats

Opponent	fg	3fg	ft	off-def	reb	pf	pts	ast	to	blk	stl	min
Eastern Michigan (11/12)	3-5	0-1	4-4	1-4	5 2	10	2	1	0	2	22	
South Carolina (11/16)	2-3	2-3	0-0	1-0	1 1	6	0	1	0	0	11	
vs. Chaminade (11/22)	2-2	1-1	0-0	0-0	0 1	5	2	0	0	0	8	
vs. Connecticut (11/23)	* 1-2	0-0	0-0	0-2	2 3	2	0	0	0	0	10	
vs. Washington (11/24)	* 0-0	0-0	0-0	0-0	0 1	0	3	1	0	0	15	
Tennessee Tech (11/28)	* 0-3	0-3	0-0	0-2	2 2	0	1	1	0	0	15	
at Duke (12/1)	0-3	0-0	0-0	4-0	4 2	0	2	1	0	0	16	
Bowling Green (12/4)	* 4-8	1-5	0-0	5-1	6 3	9	2	3	0	0	17	
vs. Syracuse (12/7)	* 0-1	0-0	0-0	0-0	0 0	0	0	0	0	0	6	
vs. Oakland (12/11)	0-1	0-0	0-0	0-0	0 1	0	0	0	0	0	9	
Prairie View A&M (12/18)	3-6	1-3	2-2	3-6	9 3	9	1	1	0	0	25	
Texas (12/22)	0-2	0-0	0-0	1-1	2 0	0	2	0	1	0	10	
Minnesota (12/31)	0-1	0-1	2-2	1-1	2 0	2	0	0	0	0	6	
at Northwestern (1/3)	1-2	0-0	0-0	1-1	2 2	2	0	0	0	0	11	
at Penn State (1/8)	0-1	0-0	0-0	1-0	1 3	0	1	0	0	0	5	
Wisconsin (1/11)	1-1	0-0	0-0	1-2	3 1	2	1	0	0	1	12	
Northwestern (1/15)	0-1	0-1	0-0	0-3	3 2	0	0	0	0	0	7	
at Illinois (1/18)	0-0	0-0	0-0	0-0	0 0	0	0	0	0	0	2	
at Purdue (1/22)	0-0	0-0	0-0	0-2	2 0	0	0	0	0	0	8	
Michigan (1/27)	0-1	0-1	0-1	1-1	2 0	0	0	3	0	1	10	
Indiana (1/30)	0-1	0-1	0-0	0-2	2 2	0	1	0	0	0	9	
at Iowa (2/2)	0-4	0-1	0-0	1-3	4 1	0	0	0	0	1	17	
at Wisconsin (2/6)	0-2	0-2	4-4	0-2	2 2	4	2	0	0	0	13	
Penn State (2/10)	0-2	0-0	0-0	2-0	2 1	0	0	0	0	0	7	
at Ohio State (2/15)	1-2	0-0	0-0	0-2	2 2	2	0	2	1	0	19	
Illinois (2/19)	0-0	0-0	0-0	0-0	0 1	0	0	0	0	0	5	
at Minnesota (2/22)	1-2	0-1	0-0	1-2	3 1	2	1	1	0	0	11	
Purdue (2/27)	0-3	0-2	0-0	1-0	1 1	0	0	1	0	0	8	
Iowa (3/2)	3-5	1-2	0-0	1-1	2 1	7	1	2	0	0	14	
at Michigan (3/5)	0-2	0-1	0-0	1-2	3 3	0	0	1	0	0	12	
vs. Iowa (3/10)	0-0	0-0	0-0	1-2	3 0	0	0	0	0	0	15	
vs. Purdue (3/11)	1-1	0-0	0-0	0-0	0 1	2	1	0	0	0	5	
vs. Penn State (3/12)	1-2	0-1	0-0	0-0	0 0	2	0	0	0	0	8	



Thornton's Career NCAA Tournament Game-by-Game Stats

Team	GS	Min	FG-FGA	Pct.	3FG-3FGA	Pct.	FT-FTA	Pct.	Reb	Ast	TO	Blk	Stl	Pts
Robert Morris (3/20/09)	3	0-0	.000	0-0	.000	0-0	.000	0	0	0	0	0	0	0
Louisville (3/29/09)	1	0-0	.000	0-0	.000	0-0	.000	0	0	1	0	0	0	0
North Carolina (4/6/09)	3	0-1	.000	0-0	.000	2-2	1.000	3	0	0	0	0	0	2
New Mexico St. (3/19/10)	4	1-2	.500	1-1	1.000	0-0	.000	3	0	0	0	0	0	3
Maryland (3/21/10)	12	1-5	.200	0-2	.000	2-2	1.000	2	0	1	0	0	0	4
Northern Iowa (3/26/10)	8	0-1	.000	0-0	.000	0-0	.000	2	0	0	0	0	0	0
Tennessee (3/28/10)	5	1-1	1.000	0-0	.000	0-0	.000	0	0	0	0	0	0	2
Butler (4/3/10)	12	0-1	.000	0-0	.000	0-0	.000	1	1	0	0	0	0	0
8-game Totals	48	3-11	.273	1-3	.333	4-4	1.000	11	1	2	0	0	0	11

2010-11 STATISTICS

SEASON BOX SCORE

OVERALL RECORD: 19-14 (HOME: 12-3; AWAY: 2-8; NEUTRAL: 5-3)

BIG TEN RECORD: 9-9 (HOME: 7-2; AWAY: 2-7)

##	Player	GPGS	Min	Avg	Total			3-PTS			Rebounds				PF		FO		A	TO	Blk	Stl	Pts	Avg		
					FG	FGA	Pct	3FG	FGA	Pct	FT	FTA	Pct	Off	Def	Tot	Avg	Off							Def	
01	Lucas, Kalin	33	33	1098	33.3	190	439	.433	51	132	.386	136	165	.824	16	56	72	2.2	69	2	109	83	2	34	567	17.2
23	Green, Draymond	33	27	986	29.9	141	332	.425	34	93	.366	89	133	.669	83	200	283	8.6	110	6	131	75	38	56	405	12.3
15	Summers, Durrell	33	29	962	29.2	134	346	.387	60	168	.357	52	76	.684	36	107	143	4.3	68	0	19	48	8	18	380	11.5
34	Lucious, Korie	18	0	440	24.4	39	125	.312	23	81	.284	16	21	.762	10	21	31	1.7	25	0	74	38	3	15	117	6.5
11	Appling, Keith	33	18	751	22.8	69	158	.437	36	89	.404	34	38	.895	18	76	94	2.8	75	0	45	52	14	20	208	6.3
10	Roe, Delvon	33	22	781	23.7	67	141	.475	0	0	.000	64	99	.646	62	106	168	5.1	96	4	48	37	40	26	198	6.0
41	Sherman, Garrick	33	17	401	12.2	47	68	.691	0	0	.000	10	27	.370	25	57	82	2.5	39	0	11	27	14	9	104	3.2
25	Nix, Derrick	29	1	241	8.3	26	44	.591	0	0	.000	27	51	.529	30	28	58	2.0	27	0	8	20	7	9	79	2.7
05	Payne, Adreian	33	5	298	9.0	34	70	.486	0	1	.000	17	35	.486	30	46	76	2.3	37	0	5	21	26	9	85	2.6
13	Thornton, Austin	33	5	368	11.2	24	69	.348	6	30	.200	12	13	.923	28	42	70	2.1	46	0	23	20	2	5	66	2.0
20	Kebler, Mike	32	8	324	10.1	20	37	.541	0	1	.000	11	12	.917	7	25	32	1.0	24	0	16	10	5	9	51	1.6
44	Ianni, Anthony	6	0	8	1.3	1	2	.500	0	0	.000	0	0	.000	0	4	4	0.7	3	0	0	0	0	0	2	0.3
03	Heneveld, Matt	4	0	7	1.8	0	1	.000	0	0	.000	0	0	.000	0	0	0	0.0	1	0	0	0	0	0	0	0.0
40	Giard, Nick	5	0	6	1.2	0	0	.000	0	0	.000	0	0	.000	0	0	0	0.0	0	0	0	0	0	0	0	0.0
14	Chapman, Dan	4	0	4	1.0	0	0	.000	0	0	.000	0	0	.000	0	0	0	0.0	0	0	0	1	0	0	0	0.0
TM TEAM.....															47	60	107	3.2	0		6				0	
Total.....		33				792	1832	.432	210	595	.353	468	670	.699	392	828	1220	37.0	620	12	489	438	159	210	2262	68.5
Opponents.....		33				765	1813	.422	211	580	.364	444	669	.664	334	746	1080	32.7	587	-	391	395	104	210	2185	66.2

SCORE BY PERIODS:	1st	2nd	OT	Total
Michigan State	1040	1195	27	2262
Opponents	1042	1124	19	2185

DEADBALL REBOUNDS:	OFF	DEF	Total
Michigan State	92	6	98
Opponents	106	11	117

Team Statistics	MSU	OPP
SCORING	2262	2185
Points per game	68.5	66.2
Scoring margin	+2.3	-

FIELD GOALS-ATT	792-1832	765-1813
Field goal pct	.432	.422
3 POINT FG-ATT	210-595	211-580
3-point FG pct	.353	.364
3-pt FG made per game	6.4	6.4
FREE THROWS-ATT	468-670	444-669
Free throw pct	.699	.664
F-Throws made per game	14.2	13.5

REBOUNDS	1220	1080
Rebounds per game	37.0	32.7
Rebounding margin	+4.2	-

ASSISTS	489	391
Assists per game	14.8	11.8

TURNOVERS	438	395
Turnovers per game	13.3	12.0
Turnover margin	-1.3	-

Assist/turnover ratio	1.1	1.0
-----------------------	-----	-----

STEALS	210	210
Steals per game	6.4	6.4

BLOCKS	159	104
Blocks per game	4.8	3.2

WINNING STREAK	0	-
Home win streak	1	-

ATTENDANCE	221955	230037
Home games-Avg/Game	15-14797	11-13790
Neutral site-Avg/Game	-	7-11192

Michigan State Starting Lineups

Opponent	Guard	Guard	G/F	Forward	Center	Record w/
Eastern Michigan	Lucas	Summers	Green	Roe	Sherman	1-0
South Carolina	Lucas	Summers	Green	Roe	Sherman	2-0
Chaminade	Lucas	Summers	Green	Roe	Sherman	3-0
Connecticut	Lucas	Summers	Thornton	Roe	Sherman	0-1
Washington	Lucas	Summers	Thornton	Roe	Sherman	1-1
Tennessee Tech	Lucas	Summers	Thornton	Roe	Sherman	2-1
Duke	Lucas	Summers	Green	Roe	Sherman	3-1
Bowling Green	Lucas	Summers	Thornton	Roe	Sherman	3-1
Syracuse	Lucas	Summers	Thornton	Roe	Sherman	3-2
Oakland	Lucas	Summers	Appling	Green	Sherman	1-0
Prairie View A&M	Lucas	Summers	Appling	Green	Sherman	2-0
Texas	Lucas	Summers	Green	Roe	Payne	0-1
Minnesota	Lucas	Summers	Appling	Green	Roe	1-0
Northwestern	Lucas	Summers	Appling	Green	Roe	2-0
Penn State	Lucas	Summers	Appling	Green	Roe	2-1
Wisconsin	Lucas	Summers	Appling	Green	Roe	3-1
Northwestern	Lucas	Summers	Appling	Green	Roe	4-1
Illinois	Lucas	Appling	Green	Roe	Payne	0-1
Purdue	Lucas	Summers	Appling	Green	Roe	4-2
Michigan	Lucas	Summers	Appling	Green	Roe	4-3
Indiana	Lucas	Summers	Appling	Green	Roe	5-3
Iowa	Lucas	Summers	Appling	Green	Roe	5-4
Wisconsin	Lucas	Summers	Appling	Green	Nix	0-1
Penn State	Lucas	Summers	Appling	Green	Roe	6-4
Ohio State	Lucas	Summers	Appling	Green	Sherman	2-1
Illinois	Lucas	Kebler	Appling	Roe	Sherman	1-0
Minnesota	Lucas	Kebler	Appling	Green	Sherman	1-0
Purdue	Lucas	Kebler	Appling	Green	Sherman	1-1
Iowa	Lucas	Kebler	Summers	Green	Sherman	1-0
Michigan	Lucas	Kebler	Summers	Green	Sherman	1-1
Iowa	Lucas	Kebler	Summers	Green	Payne	1-0
Purdue	Lucas	Kebler	Summers	Green	Payne	2-0
Penn State	Lucas	Kebler	Summers	Green	Payne	3-0

2010-11 STATISTICS

SEASON BOX SCORE - CONFERENCE GAMES ONLY

BIG TEN RECORD: 9-9 (HOME: 7-2; AWAY: 2-7)

##	Player	GPGS	Total			3-PTS			Rebounds											
			Min	Avg	FG FGA Pct	3FG FGA Pct	FT FTA Pct	Off	Def	Tot	Avg	PF	FO	A	TO	Blk	Stl	Pts	Avg	
01	Lucas, Kalin	18 18	643	35.7	114 267 .427	26 73 .356	77 90 .856	10 28 38 2.1	39 1 60 42 2 17	331 18.4										
23	Green, Draymond	18 17	573	31.8	78 188 .415	17 51 .333	51 70 .729	45 97 142 7.9	67 5 73 40 18 30	224 12.4										
15	Summers, Durrell	18 14	520	28.9	58 177 .328	30 97 .309	26 36 .722	17 54 71 3.9	34 0 11 21 5 8	172 9.6										
11	Appling, Keith	18 16	478	26.6	38 87 .437	20 54 .370	14 17 .824	12 53 65 3.6	46 0 24 30 12 13	110 6.1										
10	Roe, Delvon	18 12	438	24.3	40 71 .563	0 0 .000	24 44 .545	38 49 87 4.8	54 2 31 15 19 15	104 5.8										
34	Lucious, Korie	7 0	181	25.9	13 49 .265	7 31 .226	4 9 .444	3 9 12 1.7	10 0 30 10 3 4	37 5.3										
25	Nix, Derrick	17 1	138	8.1	21 34 .618	0 0 .000	18 29 .621	20 13 33 1.9	16 0 4 13 3 3	60 3.5										
05	Payne, Adreian	18 1	156	8.7	19 37 .514	0 0 .000	7 13 .538	12 23 35 1.9	17 0 1 7 13 2	45 2.5										
41	Sherman, Garrick	18 6	169	9.4	15 19 .789	0 0 .000	6 13 .462	9 23 32 1.8	14 0 6 13 7 1	36 2.0										
20	Kebler, Mike	18 5	202	11.2	11 22 .500	0 1 .000	3 4 .750	3 18 21 1.2	18 0 11 6 3 2	25 1.4										
13	Thornton, Austin	18 0	176	9.8	7 30 .233	1 13 .077	6 7 .857	12 24 36 2.0	23 0 7 11 1 3	21 1.2										
40	Giard, Nick	1 0	0	0.0	0 0 .000	0 0 .000	0 0 .000	0 0 0 0.0	0 0 0 0 0 0	0 0.0										
14	Chapman, Dan	1 0	0	0.0	0 0 .000	0 0 .000	0 0 .000	0 0 0 0.0	0 0 0 1 0 0	0 0.0										
03	Heneveld, Matt	1 0	1	1.0	0 0 .000	0 0 .000	0 0 .000	0 0 0 0.0	0 0 0 0 0 0	0 0.0										
44	Ianni, Anthony	1 0	0	0.0	0 0 .000	0 0 .000	0 0 .000	0 0 0 0.0	0 0 0 0 0 0	0 0.0										
TM TEAM.....								26 32 58 3.2	0 2	0										
Total.....		18			414 981 .422	101 320 .316	236 332 .711	207 423 630 35.0	338 8 258 211 86 98	1165 64.7										
Opponents.....		18			422 948 .445	115 303 .380	250 354 .706	155 399 554 30.8	307 - 233 187 57 103	1209 67.2										

SCORE BY PERIODS:	1st	2nd	OT	Total
Michigan State	515	623	27	1165
Opponents	579	611	19	1209

DEADBALL REBOUNDS:	OFF	DEF	Total
Michigan State	47	2	49
Opponents	52	8	60

Team Statistics	MSU	OPP
SCORING	1165	1209
Points per game	64.7	67.2
Scoring margin	-2.4	-

FIELD GOALS-ATT	414-981	422-948
Field goal pct	.422	.445
3 POINT FG-ATT	101-320	115-303
3-point FG pct	.316	.380
3-pt FG made per game	5.6	6.4
FREE THROWS-ATT	236-332	250-354
Free throw pct	.711	.706
F-Throws made per game	13.1	13.9

REBOUNDS	630	554
Rebounds per game	35.0	30.8
Rebounding margin	+4.2	-

ASSISTS	258	233
Assists per game	14.3	12.9

TURNOVERS	211	187
Turnovers per game	11.7	10.4
Turnover margin	-1.3	-
Assist/turnover ratio	1.2	1.2

STEALS	98	103
Steals per game	5.4	5.7

BLOCKS	86	57
Blocks per game	4.8	3.2

WINNING STREAK	0	-
Home win streak	1	-

ATTENDANCE	133173	123995
Home games-Avg/Game	9-14797	9-13777
Neutral site-Avg/Game	-	0-0

Michigan State Firsts

Opponent	First Points	How	Time	First Sub	Time
Eastern Michigan	Garrick Sherman	Layup	19:46	Thornton, Appling, Nix	16:03
South Carolina	Draymond Green	Jumper	19:03	Korie Lucious	16:35
Chaminade	Draymond Green	3-Pointer	19:53	Korie Lucious	16:40
Connecticut	Durrell Summers	Jumper	19:04	Lucious, Green	17:46
Washington	Durrell Summers	Free Throw	19:42	Korie Lucious	17:17
Tennessee Tech	Durrell Summers	Free Throw	18:10	Draymond Green	17:19
Duke	Draymond Green	3-Pointer	16:40	Austin Thornton	17:24
Bowling Green	Austin Thornton	Layup	19:12	Draymond Green	17:05
Syracuse	Durrell Summers	3-Pointer	18:57	Draymond Green	18:57
Oakland	Draymond Green	Jumper	19:17	Lucious, Roe, Thornton	16:17
Prairie View A&M	Durrell Summers	Jumper	19:44	Lucious, Roe	17:06
Texas	Delvon Roe	Dunk	18:18	Garrick Sherman	16:55
Minnesota	Durrell Summers	Layup	18:35	Korie Lucious	17:01
Northwestern	Draymond Green	Layup	19:45	Thornton, Lucious, Sherman	15:45
Penn State	Kalin Lucas	Layup	18:56	Thornton, Lucious, Sherman	14:10
Wisconsin	Delvon Roe	Layup	19:34	Garrick Sherman	19:20
Northwestern	Kalin Lucas	Jumper	19:13	Payne, Lucious	16:48
Illinois	Draymond Green	Jumper	19:50	Derrick Nix	17:01
Purdue	Draymond Green	Jumper	19:14	Payne, Thornton, Lucious	15:19
Michigan	Kalin Lucas	Free Throw	19:52	Thornton, Sherman	17:12
Indiana	Durrell Summers	Dunk	19:57	Garrick Sherman	17:00
Iowa	Draymond Green	Layup	18:05	Nix, Thornton	15:49
Wisconsin	Draymond Green	Jumper	18:48	Delvon Roe	17:05
Penn State	Delvon Roe	Jumper	19:46	Garrick Sherman	17:16
Ohio State	Kalin Lucas	Layup	19:33	Austin Thornton	18:44
Illinois	Kalin Lucas	Jumper	19:13	Summers, Green, Payne	17:11
Minnesota	Kalin Lucas	3-Pointer	19:12	Summers, Roe, Payne	16:56
Purdue	Kalin Lucas	Jumper	18:15	Summers, Roe	17:39
Iowa	Kalin Lucas	Jumper	19:00	Delvon Roe	17:41
Michigan	Draymond Green	Free Throw	18:14	Payne, Thornton, Roe	16:25
Iowa	Adreian Payne	Layup	19:45	Appling, Roe, Sherman	16:35
Purdue	Draymond Green	3-Pointer	18:52	Appling, Roe	17:41
Penn State	Draymond Green	Jumper	19:47	Delvon Roe	16:58

2010-11 RESULTS

OVERALL RECORD: 19-14 (HOME: 12-3; AWAY: 2-8; NEUTRAL: 5-3)

BIG TEN RECORD: 9-9 (HOME: 7-2; AWAY: 2-7)

Date	Opponent	Result	Attend.	Points Leader	Rebounds Leader	Assists Leader
11/12	Eastern Michigan (2/-)	W, 96-66	14,797	Lucas (18)	Roe, Green, Sherman (8)	Green (7)
11/16	South Carolina (2/-)	W, 82-73	14,797	Summers (22)	Green (12)	Lucas (7)
11/22	\$ vs. Chaminade (2/-)	W, 82-74	2400	Lucas (28)	Green (10)	Green, Lucious (4)
11/23	\$ vs. Connecticut (2/-)	L, 67-70	2400	Green (22)	Green (12)	Green (5)
11/24	\$ vs. Washington (2/13)	W, 76-71	2400	Lucas (29)	Green (6)	Lucious (5)
11/28	Tennessee Tech (2/-)	W, 73-55	14,797	Summers (21)	Green (9)	Green (6)
12/1	+ at Duke (6/1)	L, 79-84	9,314	Lucious (20)	Green, Payne (6)	Lucious (8)
12/4	Bowling Green (6/-)	W, 74-39	14,797	Summers (14)	Green (12)	Lucious (6)
12/7	@ vs. Syracuse (7/8)	L, 58-72	19,391	Summers (18)	Green (11)	Green, Lucious (5)
12/11	& vs. Oakland (7/-)	W, 77-76	17,115	Lucas (25)	Sherman (7)	Green, Lucas (5)
12/18	Prairie View A&M (14/-)	W, 90-51	14,797	Summers (25)	Thornton (9)	Lucas (8)
12/22	Texas (12/18)	L, 55-67	14,797	Lucas (17)	Roe (9)	Three with 2
12/31	* Minnesota (20/14)	W, 71-62	14,797	Summers (19)	Roe (9)	Lucas (7)
1/3	* at Northwestern (18/-)	W, 65-62	14,797	Green (15)	Green (11)	Lucious (5)
1/8	* at Penn State (18/-)	L, 62-66	8,564	Summers (21)	Green (10)	Green (6)
1/11	* Wisconsin (-/20)	W, 64-61, OT	14,797	Green (26)	Green (9)	Lucas (6)
1/15	* Northwestern (-/-)	W, 71-67, OT	14,797	Appling (19)	Green (8)	Lucious (6)
1/18	* at Illinois (17/t-23)	L, 62-71	16,618	Lucas (15)	Roe (10)	Green (4)
1/22	* at Purdue (17/14)	L, 76-86	14,123	Green (21)	Green (11)	Green, Lucas, Lucious (6)
1/27	* Michigan (25/-)	L, 57-61	14,797	Lucas (27)	Summers (10)	Green (5)
1/30	* Indiana (25/-)	W, 84-83, OT	14,797	Lucas (26)	Green (13)	Green (5)
2/2	* at Iowa	L, 52-72	12,158	Lucas (17)	Green, Nix (5)	Appling (4)
2/6	* at Wisconsin (-/19)	L, 56-82	17,230	Lucas (20)	Appling, Summers, Payne (3)	Lucas (3)
2/10	* Penn State	W, 75-57	14,797	Lucas (24)	Green (14)	Green (10)
2/15	* at Ohio State (-/2)	L, 61-71	18,809	Lucas (14)	Green, Appling (6)	Lucas (5)
2/19	* Illinois	W, 61-57	14,797	Lucas (25)	Roe (7)	Roe (4)
2/22	* at Minnesota	W, 53-48	14,625	Lucas (18)	Green (10)	Roe, Green (3)
2/27	* Purdue (-/8)	L, 47-67	14,797	Lucas (23)	Green (8)	Green (4)
3/2	* Iowa	W, 85-66	14,797	Lucas (17)	Green (8)	Lucas (6)
3/5	* at Michigan	L, 63-70	13,751	Lucas (25)	Summers (13)	Roe, Appling (3)
3/10	# vs. Iowa	W, 66-61	16,264	Green (21)	Green (14)	Green, Lucas (4)
3/11	# vs. Purdue (-/9)	W, 74-56	18,381	Lucas (30)	Green (13)	Green (4)
3/12	# vs. Penn State	W, 61-48	18,377	Lucas (16)	Green (7)	Green (4)

Associated Press rankings in parentheses (MSU/Opp.)

* - indicates Big Ten Conference game

\$ - EA Sports Maui Invitational (Lahaina, Hawaii)

+ - ACC/Big Ten Challenge

@ - at Madison Square Garden (New York, N.Y.)

& - at The Palace of Auburn Hills (Auburn Hills, Mich.)

- Big Ten Tournament (Indianapolis, Ind.)

Attendance Summary	Totals	Avg./Game
HOME (15 games)	221,955	14,797
AWAY (10 games)	133,309	13,331
NEUTRAL (8 games)	96,728	12,091
TOTAL (33 games)	451,992	13,697

TEAM SUPERLATIVES

MICHIGAN STATE	HIGH	LOW
Points	96 vs. EASTERN MICHIGAN (11/12/10)	47 vs. PURDUE (2/27/11)
First-Half Points	49 vs. EASTERN MICHIGAN (11/12/10)	18 vs. NORTHWESTERN (1/15/11)
Second-Half Points	49 Three times MR: vs. IOWA (3/2/11)	22 vs. Penn State (3/12/11)
Winning Margin	39 vs. PRAIRIE VIEW A&M (12/18/10)	1 Twice MR: vs. INDIANA (1/30/11)
Field Goals	32 vs. PRAIRIE VIEW A&M (12/18/10)	17 vs. Penn State (3/12/11)
Field Goal Attempts	66 vs. INDIANA (1/30/11)	42 vs. PENN STATE (2/10/11)
Field Goal Percentage (min. 10 att.)	.574 at Ohio State (2/15/11)	.290 vs. TEXAS (12/22/10)
3-Point Field Goals	12 vs. BOWLING GREEN (12/4/10)	1 vs. PURDUE (2/27/11)
3-Point Field Goal Attempts	28 vs. BOWLING GREEN (12/4/10)	5 at Ohio State (2/15/11)
3-Point Field Goal Percentage (min. 10 att.)	.571 vs. Chaminade (11/22/10)	.091 vs. PURDUE (2/27/11)
Free Throws Made	28 vs. EASTERN MICHIGAN (11/12/10)	1 at Northwestern (1/3/11)
Free Throw Attempts	42 vs. EASTERN MICHIGAN (11/12/10)	5 at Northwestern (1/3/11)
Free Throw Percentage (min. 10 att.)	.857 vs. NORTHWESTERN (1/15/11)	.200 at Northwestern (1/3/11)
Rebounds	51 Twice MR: vs. BOWLING GREEN (12/4/10)	18 at Wisconsin (2/6/11)
Offensive Rebounds	18 Three times MR: at Illinois (1/18/11)	6 at Wisconsin (2/6/11)
Defensive Rebounds	42 vs. EASTERN MICHIGAN (11/12/10)	12 at Wisconsin (2/6/11)
Personal Fouls	26 at Ohio State (2/15/11)	12 vs. ILLINOIS (2/19/11)
Assists	23 vs. SOUTH CAROLINA (11/16/10)	9 at Wisconsin (2/6/11)
Turnovers	21 vs. BOWLING GREEN (12/4/10)	7 at Wisconsin (2/6/11)
Blocked Shots	12 at Northwestern (1/3/11)	0 Twice MR: at Wisconsin (2/6/11)
Steals	14 vs. PRAIRIE VIEW A&M (12/18/10)	2 vs. Purdue (3/11/11)

OPPONENTS	HIGH	LOW
Points	84 at Duke (12/1/10)	39 vs. BOWLING GREEN (12/4/10)
First-Half Points	44 vs. Washington (11/24/10)	19 vs. BOWLING GREEN (12/4/10)
Second-Half Points	48 vs. SOUTH CAROLINA (11/16/10)	20 vs. BOWLING GREEN (12/4/10)
Winning Margin	26 at Wisconsin (2/6/11)	3 vs. Connecticut (11/23/10)
Field Goals	30 at Iowa (2/2/11)	15 vs. BOWLING GREEN (12/4/10)
Field Goal Attempts	76 vs. EASTERN MICHIGAN (11/12/10)	39 at Wisconsin (2/6/11)
Field Goal Percentage (min. 10 att.)	.590 at Wisconsin (2/6/11)	.273 vs. BOWLING GREEN (12/4/10)
3-Point Field Goals	11 Four times MR: at Wisconsin (2/6/11)	2 vs. Syracuse (12/7/10)
3-Point Field Goal Attempts	31 vs. SOUTH CAROLINA (11/16/10)	8 at Minnesota (2/22/11)
3-Point Field Goal Percentage (min. 10 att.)	.647 at Wisconsin (2/6/11)	.182 vs. Syracuse (12/7/10)
Free Throws Made	27 at Duke (12/1/10)	4 Twice MR: vs. PENN STATE (2/10/11)
Free Throw Attempts	38 at Duke (12/1/10)	9 vs. BOWLING GREEN (12/4/10)
Free Throw Percentage (min. 10 att.)	.962 at Wisconsin (2/6/11)	.364 vs. PENN STATE (2/10/11)
Rebounds	44 vs. SOUTH CAROLINA (11/16/10)	22 at Ohio State (2/15/11)
Offensive Rebounds	21 vs. SOUTH CAROLINA (11/16/10)	2 vs. NORTHWESTERN (1/15/11)
Defensive Rebounds	27 vs. EASTERN MICHIGAN (11/12/10)	13 vs. PENN STATE (2/10/11)
Personal Fouls	33 vs. EASTERN MICHIGAN (11/12/10)	9 at Purdue (1/22/11)
Assists	19 at Iowa (2/2/11)	5 vs. TENNESSEE TECH (11/28/10)
Turnovers	22 vs. PRAIRIE VIEW A&M (12/18/10)	4 vs. Purdue (3/11/11)
Blocked Shots	7 Twice MR: vs. PURDUE (2/27/11)	0 at Wisconsin (2/6/11)
Steals	11 Three times: MR vs. TEXAS (12/22/10)	0 vs. Oakland (12/11/10)

INDIVIDUAL SUPERLATIVES

MICHIGAN STATE HIGHS

Points	30, Kalin Lucas vs. Purdue (3/11)
Field Goals	11, Kalin Lucas vs. Chaminade (11/22)
Field Goal Attempts	23, Draymond Green vs. Iowa (3/10)
FG Pct. (min. 7 made)	.727 (8-11), Durrell Summers vs. Tennessee Tech (11/28)
3-Point Field Goals	5, Durrell Summers vs. Prairie View A&M (12/18)
3-Point FG Attempts	11, Twice
3-Point FG Pct. (min. 3 made)	1.000 (3-3), Durrell Summers vs. Tennessee Tech (11/28)
Free Throws	10, Four times
Free Throw Attempts	14, Kalin Lucas vs. Penn State (2/10)
Free Throw Pct. (min. 5 made)	1.000 (10-10), Two times
Rebounds	14, Twice
Assists	10, Draymond Green vs. Penn State (2/10)
Turnovers	6, Kalin Lucas vs. Syracuse (12/7)
Blocked Shots	5, Two times
Steals	6, Draymond Green vs. South Carolina (11/16)
Minutes Played	43, Kalin Lucas vs. Indiana (1/30)

OPPONENT HIGHS

Points	32, Brandon Bowdry vs. Eastern Michigan (11/12)
Field Goals	10, Two times
Field Goal Attempts	28, Brandon Bowdry vs. Eastern Michigan (11/12)
FG Pct. (min. 7 made)	.700 (7-10), Two times
3-Point Field Goals	6, Two times
3-Point FG Attempts	11, Four times
3-Point FG Pct. (min. 3 made)	1.000 (3-3), Two times
Free Throws	13, Kyrie Irving vs. Duke (12/1)
Free Throw Attempts	16, Kyrie Irving vs. Duke (12/1)
Free Throw Pct. (min. 5 made)	.900 (9-10), Jordan Taylor vs. Wisconsin (2/6)
Rebounds	17, Twice
Assists	11, Demetri McCamey vs. Illinois (1/18)
Turnovers	6, Twice
Blocked Shots	7, JaJuan Johnson vs. Purdue (2/27)
Steals	5, Twice
Minutes Played	45, Michael Thompson vs. Northwestern (1/3)

MICHIGAN STATE'S
TOP INDIVIDUAL GAMES

POINTS

30.....	Kalin Lucas vs. Purdue (3/11)
29.....	Kalin Lucas vs. Washington (11/24)
28.....	Kalin Lucas vs. Chaminade (11/22)
27.....	Kalin Lucas vs. Michigan (1/27)
26.....	Kalin Lucas vs. Indiana (1/30)
26.....	Draymond Green vs. Wisconsin (1/11)
25.....	Kalin Lucas vs. Michigan (3/5)
25.....	Kalin Lucas vs. Illinois (2/19)
25.....	Durrell Summers vs. Prairie View A&M (12/18)
25.....	Kalin Lucas vs. Oakland (12/11)
24.....	Kalin Lucas vs. Penn State (2/10)
23.....	Kalin Lucas vs. Purdue (2/27)

REBOUNDS

14.....	Draymond Green vs. Iowa (3/10)
14.....	Draymond Green vs. Penn State (2/10)
13.....	Draymond Green vs. Purdue (3/11)
13.....	Durrell Summers vs. Michigan (3/5)
13.....	Draymond Green vs. Indiana (1/30)
12.....	Draymond Green vs. Bowling Green (12/4)
12.....	Draymond Green vs. South Carolina (11/16)
12.....	Draymond Green vs. Connecticut (11/23)
11.....	Draymond Green vs. Purdue (1/22)
11.....	Draymond Green vs. Northwestern (1/3)
11.....	Draymond Green vs. Syracuse (12/7)
10.....	Six Occasions

ASSISTS

10.....	Draymond Green vs. Penn State (2/10)
8.....	Kalin Lucas vs. Prairie View A&M (12/18)
8.....	Korie Lucious vs. Duke (12/1)
7.....	Kalin Lucas vs. Minnesota (12/31)
7.....	Kalin Lucas vs. South Carolina (11/16)
7.....	Draymond Green vs. Eastern Michigan (11/12)
6.....	12 Occasions

BLOCKED SHOTS

5.....	Keith Appling vs. Northwestern (1/3)
5.....	Delvon Roe vs. Northwestern (1/15)
4.....	Delvon Roe vs. Purdue (3/11)
4.....	Draymond Green vs. South Carolina (11/16)
3.....	Eight Occasions

STEALS

6.....	Draymond Green vs. South Carolina (11/16)
4.....	Kalin Lucas vs. Minnesota (2/22)
4.....	Draymond Green vs. Minnesota (2/22)
4.....	Draymond Green vs. Michigan (1/27)
4.....	Draymond Green vs. Minnesota (12/31)
4.....	Korie Lucious vs. Oakland (12/11)
3.....	Eight Occasions

MINUTES

43.....	Kalin Lucas vs. Indiana (1/30)
40.....	Kalin Lucas vs. Penn State (2/10)
39.....	Kalin Lucas vs. Minnesota (2/22)
39.....	Kalin Lucas vs. Illinois (2/19)
38.....	Kalin Lucas vs. Michigan (3/5)
38.....	Kalin Lucas vs. Iowa (3/2)
38.....	Kalin Lucas vs. Wisconsin (2/6)
38.....	Kalin Lucas vs. Northwestern (1/15)
38.....	Durrell Summers vs. Wisconsin (1/11)
38.....	Draymond Green vs. Wisconsin (1/11)
37.....	Four Occasions
36.....	Six Occasions

GAME-BY-GAME TEAM STATISTICS

	Pts.	1st	2nd	OT	FG-A	Pct.	3FG-A	Pct.	FT-A	Pct.	Off-Def-Tot	PF	A	TO	BLK	ST
Eastern Michigan at Michigan State	66 96	33 49	33 47	-- --	24-76 31-59	.316 .525	11-29 6-13	.379 .462	7-18 28-42	.389 .667	13-27-40 9-42-51	33 19	10 18	19 20	3 10	5 9
South Carolina vs. Michigan State	73 82	25 42	48 40	-- --	25-70 29-53	.357 .547	11-31 7-17	.355 .412	12-21 17-34	.571 .500	21-23-44 11-30-41	25 21	11 23	20 19	1 5	10 11
Chaminade vs. Michigan State	74 82	39 39	35 43	-- --	27-58 30-58	.466 .517	10-27 8-14	.370 .571	10-14 14-19	.714 .737	12-23-35 10-20-30	17 17	14 13	16 12	5 0	5 8
Connecticut vs. Michigan State	70 67	34 34	36 33	-- --	25-62 23-57	.403 .404	6-24 6-17	.250 .353	14-24 15-20	.583 .750	18-22-40 14-26-40	17 20	7 12	9 14	5 8	6 5
Washington vs. Michigan State	71 76	44 34	27 42	-- --	25-52 25-51	.481 .490	6-15 8-23	.400 .348	15-25 18-25	.600 .720	12-15-27 13-18-31	19 22	13 11	15 20	2 5	7 8
Tennessee Tech at Michigan State	55 73	20 32	35 41	-- --	20-54 27-55	.370 .491	4-9 10-24	.444 .417	11-16 9-16	.688 .563	8-25-33 8-30-38	17 15	5 22	16 17	1 4	9 6
Michigan State at Duke	79 84	34 38	45 46	-- --	31-63 25-53	.492 .472	9-17 7-16	.529 .438	8-15 27-38	.533 .711	16-21-37 11-20-31	25 16	16 13	20 15	6 4	7 11
Bowling Green at Michigan State	39 74	19 25	20 49	-- --	15-55 26-57	.273 .456	5-17 12-28	.294 .429	4-9 10-15	.444 .667	10-16-26 18-33-51	17 14	8 21	16 21	2 3	10 4
Syracuse vs. Michigan State	72 58	38 29	34 29	-- --	24-54 21-54	.444 .389	2-11 7-24	.182 .292	22-29 9-16	.759 .563	12-26-38 9-21-30	11 20	13 14	11 17	4 2	11 9
Oakland vs. Michigan State	76 77	35 39	41 38	-- --	28-59 25-62	.475 .403	9-19 6-15	.474 .400	11-20 21-28	.550 .750	11-26-37 13-26-39	19 16	10 16	14 8	7 2	0 13
Prairie View A&M at Michigan State	51 90	27 42	24 48	-- --	17-52 32-64	.327 .500	5-19 8-17	.263 .471	12-22 18-22	.545 .818	13-23-36 12-29-41	23 22	9 18	22 10	2 6	5 14
Texas at Michigan State	67 55	31 30	36 25	-- --	26-63 18-62	.413 .290	4-13 3-16	.308 .188	11-21 16-20	.524 .800	13-29-42 18-31-49	17 20	12 10	11 16	3 5	11 4
Minnesota at Michigan State	62 71	28 22	34 49	-- --	24-58 24-57	.414 .421	4-14 8-24	.286 .333	10-13 15-22	.769 .682	13-23-36 12-22-34	18 16	9 21	14 8	4 3	3 9
Michigan State at Northwestern	65 62	35 31	30 31	-- --	29-60 18-57	.483 .316	6-18 10-23	.333 .435	1-5 16-24	.200 .667	14-31-45 13-20-33	19 12	20 12	14 10	12 4	7 8
Michigan State at Penn State	62 66	36 31	26 35	-- --	23-55 23-57	.418 .404	6-19 5-17	.316 .294	10-20 15-23	.500 .652	13-23-36 15-25-40	21 19	14 13	11 6	7 5	4 4
Wisconsin at Michigan State	61 64	23 20	30 33	8 11	21-55 21-53	.382 .396	8-20 5-16	.400 .313	11-12 17-25	.917 .680	9-21-30 13-26-39	20 16	12 15	11 11	4 5	6 5
Northwestern at Michigan State	67 71	23 18	37 42	7 11	24-53 20-52	.453 .385	6-20 7-19	.300 .368	13-18 24-28	.722 .857	2-25-27 9-28-37	21 19	13 15	16 15	1 6	5 6
Michigan State at Illinois	62 71	37 40	25 30	-- --	24-64 25-47	.375 .532	7-26 8-17	.269 .471	7-9 13-19	.778 .684	18-17-35 7-22-29	22 12	12 17	9 10	2 1	4 4
Michigan State at Purdue	76 86	31 41	45 45	-- --	28-63 29-50	.444 .580	10-20 6-12	.500 .500	10-13 22-30	.769 .733	14-18-32 7-22-29	24 9	18 14	11 9	4 4	7 5
Michigan at Michigan State	61 57	33 27	28 30	-- --	23-46 21-48	.500 .438	10-21 5-19	.476 .263	5-12 10-16	.417 .625	6-23-29 8-21-29	14 16	13 11	13 12	1 6	6 8
Indiana at Michigan State	83 84	43 40	36 39	4 5	29-59 28-66	.492 .424	11-21 8-23	.524 .348	14-22 20-27	.636 .741	11-25-36 12-24-36	22 18	14 18	13 8	2 6	4 7
Michigan State at Iowa	52 72	20 41	32 31	-- --	19-56 30-52	.339 .577	4-18 3-9	.222 .333	10-14 9-11	.714 .818	16-15-31 8-24-32	14 14	11 19	17 12	2 5	5 7
Michigan State at Wisconsin	56 82	25 43	31 39	-- --	20-46 23-39	.435 .590	3-14 11-17	.214 .647	13-16 25-26	.813 .962	6-12-18 4-20-24	20 16	9 10	7 8	0 0	3 2
Penn State at Michigan State	57 75	21 41	36 34	-- --	23-56 22-42	.411 .524	7-18 5-13	.389 .385	4-11 26-35	.364 .743	10-13-23 11-27-38	28 17	12 15	6 11	1 5	4 3
Michigan State at Ohio State	61 71	34 35	27 36	-- --	27-47 21-49	.574 .429	2-5 6-17	.400 .353	5-6 23-29	.833 .793	7-23-30 8-14-22	26 12	12 10	19 7	4 1	3 9
Illinois at Michigan State	57 61	26 25	31 36	-- --	22-59 21-50	.373 .420	5-19 3-15	.263 .200	8-10 16-23	.800 .696	11-19-30 12-26-38	19 12	13 12	10 11	6 6	9 3
Michigan State at Minnesota	53 48	19 21	34 27	-- --	18-49 18-48	.367 .375	6-24 3-8	.250 .375	11-15 9-15	.733 .600	7-26-33 8-26-34	19 15	13 13	12 15	5 5	11 9
Purdue at Michigan State	67 47	33 24	34 23	-- --	25-57 19-57	.439 .333	7-19 1-11	.368 .091	10-15 8-11	.667 .727	8-30-38 10-26-36	15 14	14 11	10 12	7 6	7 5
Iowa at Michigan State	66 85	32 36	34 49	-- --	23-56 30-55	.411 .545	0-12 7-14	.000 .500	20-33 18-27	.606 .667	11-21-32 9-28-37	23 23	12 20	11 13	3 3	7 5
Michigan State at Michigan	63 70	25 33	38 37	-- --	20-61 21-50	.328 .420	8-22 5-19	.364 .263	15-20 23-31	.750 .742	16-30-46 4-26-30	22 18	11 13	10 6	4 3	3 4
Iowa vs. Michigan State	61 66	31 33	30 33	-- --	22-56 22-54	.393 .407	4-9 4-14	.444 .286	13-17 18-23	.765 .783	13-18-31 16-23-39	16 14	11 12	13 15	1 5	8 9
Michigan State vs. Purdue	74 56	37 23	37 33	-- --	21-49 19-51	.429 .373	7-13 3-16	.538 .188	25-31 15-25	.806 .600	8-33-41 4-24-28	19 21	13 11	9 4	8 1	2 4
Michigan State vs. Penn State	48 61	26 26	22 35	-- --	17-53 21-50	.321 .420	8-23 9-22	.348 .409	6-12 10-16	.500 .625	10-22-32 8-30-38	18 12	12 11	9 7	4 6	3 5

POINTS-REBOUNDS-ASSISTS

Opponent	0-Byrd	1-Lucas	2-Gauna	5-Payne	10-Roe	11-Appling	13-Thornton	15-Summers	20-Keble	23-Green	25-Nix	34-Lucious	41-Sherman	44-Ianni
Eastern Michigan	DNP	18-3-6	DNP	10-7-0	5-8-0	14-1-3	10-5-2	17-4-0	DNP	12-8-7	2-4-0	DNP	8-8-0	0-0-0
South Carolina	DNP	5-1-7	DNP	5-7-0	15-5-6	5-2-2	6-1-0	22-6-1	0-1-0	18-12-2	0-1-1	0-1-3	6-1-1	DNP
vs. Chaminade	DNP	28-1-2	DNP	0-1-0	8-8-0	8-0-0	5-0-2	6-4-1	0-1-0	10-10-4	DNP	13-0-4	4-4-0	DNP
vs. Connecticut	DNP	10-2-1	DNP	0-2-0	5-4-0	4-1-3	2-2-0	13-5-0	0-2-0	22-12-5	DNP	5-1-3	6-4-0	DNP
vs. Washington	DNP	29-1-2	DNP	0-1-0	0-4-0	2-0-0	0-0-3	12-4-0	2-0-0	12-6-1	DNP	9-3-5	10-5-0	DNP
Tennessee Tech	DNP	15-3-2	DNP	3-3-1	4-5-2	6-2-2	0-2-1	21-4-1	0-0-0	10-9-6	0-1-1	8-3-4	6-1-2	0-0-0
at Duke	DNP	14-3-2	DNP	5-6-1	5-3-0	0-0-0	0-4-2	11-4-0	0-0-1	16-6-1	0-2-1	20-2-8	8-5-0	DNP
Bowling Green	DNP	0-0-1	DNP	4-6-0	10-7-1	11-2-3	9-6-2	14-4-0	4-1-1	10-12-5	0-2-0	8-2-6	4-3-2	0-3-0
vs. Syracuse	DNP	8-3-2	DNP	1-0-0	8-3-1	2-0-0	0-0-0	18-6-1	0-0-0	6-11-5	3-1-0	10-0-5	2-2-0	DNP
vs. Oakland	DNP	25-1-5	DNP	1-0-0	7-4-0	12-4-3	0-0-0	12-5-1	0-0-0	11-5-5	1-5-0	4-5-2	4-7-0	DNP
Prairie View A&M	DNP	10-3-8	DNP	3-1-1	10-5-0	7-1-0	9-9-0	25-6-1	8-1-1	11-8-4	3-1-0	0-1-2	2-3-0	2-1-0
Texas	DNP	17-5-2	DNP	2-2-1	5-9-1	4-4-0	0-2-2	11-5-1	0-0-0	4-8-1	3-4-0	3-1-2	6-5-0	DNP
Minnesota	DNP	10-0-7	DNP	2-0-0	11-9-3	0-2-1	2-2-0	19-5-0	0-0-0	14-6-4	2-2-0	11-1-6	0-3-0	DNP
at Northwestern	DNP	12-2-3	DNP	2-2-0	8-10-2	8-5-2	2-2-0	12-4-2	0-0-0	15-11-4	DNP	6-2-5	0-1-2	DNP
at Penn State	DNP	14-3-2	DNP	1-1-0	7-1-2	0-3-1	0-1-1	21-5-0	0-0-0	5-10-6	6-5-0	5-1-2	3-1-0	DNP
Wisconsin	DNP	17-4-6	DNP	4-3-0	4-5-2	5-2-0	2-3-1	3-6-0	0-0-0	26-9-4	0-0-0	3-2-2	0-0-0	DNP
Northwestern	DNP	18-2-4	DNP	0-2-0	5-6-1	19-4-2	0-3-0	4-4-0	0-0-0	16-8-2	5-2-0	3-3-6	1-0-0	DNP
at Illinois	DNP	15-2-2	DNP	2-4-0	8-10-1	3-4-1	0-0-0	13-0-0	0-0-0	12-6-4	6-6-1	3-2-3	0-0-0	DNP
at Purdue	DNP	9-3-6	DNP	2-0-0	16-4-0	9-3-0	0-2-0	11-1-0	0-0-0	21-11-6	2-2-0	6-1-6	0-1-0	DNP
Michigan	DNP	27-2-3	DNP	0-0-0	1-4-1	5-2-0	0-2-0	13-10-1	2-2-1	9-3-5	0-0-0	DNP	0-2-0	DNP
Indiana	DNP	26-1-4	DNP	0-0-0	10-9-2	3-5-2	0-2-1	17-2-1	0-1-0	19-13-5	9-3-3	DNP	0-0-0	DNP
at Iowa	DNP	17-2-0	DNP	4-2-0	0-3-1	0-1-4	0-4-0	6-3-1	0-1-2	11-5-2	12-5-0	DNP	2-1-1	DNP
at Wisconsin	DNP	20-0-3	DNP	0-3-0	0-2-0	6-3-0	4-2-2	7-3-0	2-0-2	13-2-2	0-0-0	DNP	4-2-0	DNP
Penn State	DNP	24-3-3	DNP	2-1-0	15-3-0	5-1-0	0-2-0	8-4-1	1-1-1	15-14-10	0-1-0	DNP	5-2-0	DNP
at Ohio State	DNP	14-3-5	DNP	10-2-0	0-2-0	4-6-1	2-2-0	0-1-1	8-4-0	10-6-4	7-1-0	DNP	6-2-1	DNP
Illinois	DNP	25-3-2	DNP	2-2-0	8-7-4	9-5-2	0-0-0	8-4-0	2-1-2	5-6-1	0-3-0	DNP	2-6-1	DNP
at Minnesota	DNP	18-1-1	DNP	4-2-0	1-2-3	6-4-2	2-3-1	7-1-1	4-3-2	7-10-3	0-0-0	DNP	4-2-0	DNP
Purdue	DNP	23-3-1	DNP	2-4-0	4-3-2	0-7-2	0-1-0	3-2-1	6-3-1	7-8-4	2-0-0	DNP	0-1-0	DNP
Iowa	DNP	17-1-6	DNP	8-6-1	0-2-4	18-6-1	7-2-1	7-3-2	0-2-0	12-8-5	9-2-0	DNP	7-1-0	DNP
at Michigan	DNP	25-3-2	DNP	0-1-0	6-5-3	10-2-3	0-3-0	13-13-0	0-3-0	7-6-2	0-1-0	DNP	2-7-1	DNP
vs. Iowa	DNP	11-3-4	DNP	6-3-0	5-5-3	10-3-0	0-3-0	9-3-0	0-0-1	21-14-4	2-1-0	DNP	2-2-0	DNP
vs. Purdue	DNP	30-1-3	DNP	0-2-0	7-8-2	10-5-2	2-0-1	6-8-0	8-2-0	8-13-4	3-0-1	DNP	0-0-0	DNP
vs. Penn State	DNP	16-4-2	DNP	0-0-0	0-3-1	3-4-3	2-0-0	11-4-1	4-3-1	10-7-4	2-3-0	DNP	0-0-0	DNP

SPECIALTY STATS

Opponent	Points off TO (MSU-Opp.)	Points In Paint (MSU-Opp.)	2nd Chance Points (MSU-Opp.)	Fast Break Points (MSU-Opp.)	Bench Points (MSU-Opp.)	Largest Lead	Largest Deficit	Lead Changes	Ties
Eastern Michigan	16-19	40-18	9-6	10-5	36-8	33 (92-59)	---	---	1
South Carolina	21-20	40-22	14-17	13-4	16-22	17 (42-25)	2 (19-21)	4	2
vs. Chaminade	12-12	34-28	13-9	19-9	26-12	12 (65-53)	8 (21-29)	12	6
vs. Connecticut	10-13	28-36	16-27	7-12	31-19	6 (52-46)	5 (20-25)	11	16
vs. Washington	13-22	20-32	14-14	5-10	25-14	7 (20-13)	10 (29-39)	8	9
Tennessee Tech	14-13	28-22	5-9	10-9	27-19	26 (70-44)	2 (4-6)	4	1
at Duke	14-28	36-30	18-7	8-6	25-9	2 (17-15)	12 (49-61)	2	4
Bowling Green	17-13	20-18	14-7	4-7	37-20	36 (74-38)	2 (0-2)	3	1
vs. Syracuse	7-20	24-42	9-15	12-10	22-13	4 (5-1)	16 (52-68)	4	1
vs. Oakland	16-7	26-32	10-10	10-2	13-15	10 (49-39)	3 (2-5)	5	11
Prairie View A&M	25-6	42-20	18-9	12-5	35-10	39 (90-51)	--	0	0
Texas	7-19	26-38	14-16	4-14	16-5	1 (5-4)	16 (51-67)	4	3
Minnesota	14-10	18-36	13-13	4-4	17-18	15 (59-44)	8 (19-27)	5	2
at Northwestern	14-10	30-17	8-11	10-4	10-10	13 (63-50)	2 (17-19)	6	4
at Penn State	9-13	28-24	22-14	8-2	15-8	6 (40-34)	4 (62-66)	18	8
Wisconsin	13-18	18-18	11-7	2-2	9-7	3 (64-61)	12 (7-19)	7	6
Northwestern	15-12	16-32	8-4	9-0	9-11	6 (6-0)	8 (13-21)	14	13
at Illinois	5-15	22-24	16-7	0-6	22-34	3 (12-9)	10 (43-53)	9	6
at Purdue	14-16	32-30	12-10	NA	10-15	4 (20-16)	14 (36-50)	7	6
Michigan	12-9	20-18	6-7	9-2	2-11	6 (6-0)	14 (27-41)	5	1
Indiana	18-12	36-26	7-12	8-2	9-25	3 (63-60)	12 (24-12)	18	7
at Iowa	13-30	24-34	12-2	2-10	18-13	--	26 (24-50)	0	0
at Wisconsin	5-10	14-16	4-9	4-0	10-7	--	33 (33-66)	0	1
Penn State	9-17	32-22	12-12	4-4	8-22	23 (45-22)	--	0	0
at Ohio State	8-23	44-26	6-12	6-8	27-7	3 (30-27)	12 (59-71)	17	11
Illinois	9-14	24-22	3-11	5-2	15-12	9 (60-51)	3 (36-39)	14	10
at Minnesota	12-9	16-22	7-7	13-9	14-18	6 (37-31)	8 (39-47)	6	5
Purdue	11-13	24-26	7-10	8-11	11-11	2 (2-0)	22 (35-57)	3	2
Iowa	14-18	30-34	9-13	8-8	42-12	5 (7-12)	23 (85-62)	4	2
at Michigan	4-11	20-26	8-5	2-6	16-19	14 (19-33)	--	0	0
vs. Iowa	12-19	26-24	16-11	4-10	19-14	7 (22-15)	7 (45-52)	6	9
vs. Purdue	2-7	20-24	8-4	13-7	22-7	21 (74-53)	--	0	0
vs. Penn State	8-11	10-18	4-5	8-10	7-2	10 (14-4)	15 (39-54)	3	4