

ACC STAFF DIRECTORY

620 South Tryon Street, Suite 1200
Charlotte, NC 28202
704-936-0503

Commissioner

Jim Phillips, Ph.D.

Executive Assistant

Morgan Dorset

Deputy Commissioners

Brad Hostetter, Policy & Institutional Services
Ben Tario, Chief Financial Officer, Business & Administration
Amy Yakola, Chief of External Strategy

General Counsel

Pearlynn Houck

Senior Associate Commissioners

Paul Brazeau, Men's Basketball
Jackie Carson, Women's Basketball
Kevin Davis, Communications
Tim Lynde, Revenue, Strategy & Innovation
Jessica Rippey, Championships & SWA
Michael Strickland, Football

Associate Commissioners

Ellie Amaguaña, Human Resources & Staff Experience
Matt Burgemeister, Compliance & Governance
Carl Hairston, Marketing & Content Strategy
Tyler McBride, Media Partnerships
Shelby McKay, Student-Athlete & Institutional Programs/DEI
Martha Schwab, Creative Strategy

Assistant Commissioners

Andy Fledderjohann, Communications
Brandon Neff, Championships

Supervisors of Officials

Bryan Kersey, Men's Basketball
Alberto Riveron, Football
Debbie Williamson, Women's Basketball

Directors

Kelvin Anthony, Accounting & Finance
Barbara Davis, Women's Basketball
Brittany Holder, Legal & Business Affairs
Luke Gallagher, Technology
T.C. Gammons, Men's Basketball
Amanda Lewis, Marketing and Fan & Event Experience
Boston Logan, Marketing & Content Strategy
Brandon McGinnis, Communications
Donald Moore, Football
Milton Roy, Compliance
Ellen Stuart, Content Strategy
Matt VanSandt, Championships
Steve "Slim" Vollinger, Creative Video

Assistant Directors

Monica Becerra, Content Strategy
Matthew Diaz, Marketing and Content Strategy
Caroline Gagen, Marketing
Bailey Grossetti, Communications
Abby Hansen, External Strategy
Taylor Koenen, Basketball Operations
Cameron Marshall, Officiating Administration
Jon Opiela, Communications
Jas Palmer, Championships and Football
Jared Romance, Championships

Football & Basketball Video Director

Allen Franklin

Coordinators

Tracey Haith, Student-Athlete Programs, Compliance & Governance, Human Resources
Emily Watkins, Office Manager

Administrative Assistant

Thomas Pritchard, Business, Finance & Legal Affairs

McLendon Fellows

Ells Boone, Men's & Women's Basketball
Megan Abrams, Championships
Madison Gunter, Digital & Social Media
Amari Jackson, Student-Athlete Programs

ACC COMMUNICATIONS STAFF

Kevin Davis Senior Associate Commissioner
kdavis@theacc.org 704-974-9095 (cell)

Andy Fledderjohann (**Men's Basketball Contact**)
..... Assistant Commissioner
afledder@theacc.org 434-906-0075 (cell)

Brandon McGinnis Director
bmcginnis@theacc.org 803-370-6996

Jon Opiela Assistant Director
jopiela@theacc.org 815-302-5399

Bailey Grossetti Assistant Director
bgrossetti@theacc.org 412-944-3329

WEEKLY ACC COACHES' ZOOM CALLS

The ACC head men's basketball coaches are scheduled to be featured on nine Zoom video conference calls during the 2024-25 season. The first call will take place on Monday, Jan. 6, 2024, and continue each Monday through March 3. Each coach will have 10 minutes to take questions.

Coaches that have a Monday night game will not take part in that day's call. ACC Communications will send out each week's order of coaches prior to each call. The log-in info will be distributed 24 hours prior to each call and also is available on request through ACC Communications.

THEACC.COM

The Atlantic Coast Conference's official website – theACC.com – is the source for complete conference basketball information, including statistics, media notes and league archives. The media section of the website (theACC.com/media) offers additional information for use by members of the media.

ACC MEDIA PORTAL

The ACC Media Portal provides video from a variety of press conferences and select ACC Championship footage throughout the athletic year.

If you are interested in access to the ACC Media Portal, please contact Slim Vollinger (svollinger@theacc.org) to gain access and for additional information. The use of ACC Championship highlights provided through the ACC Media Portal remains subject to all restrictions as outlined in the ACC News Access Guidelines.

TABLE OF CONTENTS

Jim Phillips, Ph.D., ACC Commissioner	2
ACC "A Tradition of Excellence"	3-6
2024-25 ACC Composite Schedule	7-9
2023-24 in Review	10-12
2023-24 Statistics	13-14
ACC Home Courts & Attendance	15
ACC Tournament	16-17
NCAA Tournament	18-19
Team Pages	18-77
Boston College	20-23
California	24-27
Clemson	28-31
Duke	32-35
Florida State	36-39
Georgia Tech	40-43
Louisville	44-47
Miami	48-51
North Carolina	52-55
Conference Champions	92
Year by Year	93
1954 & 1955	94
1956 & 1957	95
1958 & 1959	96
1960 & 1961	97
1962 & 1963	98
1964 & 1965	99
1966 & 1967	100
1968 & 1969	101
1970 & 1971	102
1972 & 1973	103
1974 & 1975	104
1976 & 1977	105
1978 & 1979	106
1980 & 1981	107
1982 & 1983	108
1984 & 1985	109
1986 & 1987	110
1988 & 1989	111
1990 & 1991	112
1992 & 1993	113
1994 & 1995	114
1996 & 1997	115
1998 & 1999	116
2000 & 2001	117
2002 & 2003	118
2004 & 2005	119
2006 & 2007	120
2008 & 2009	121
2010 & 2011	122
2012 & 2013	123
2014 & 2015	124
2016 & 2017	125
2018 & 2019	126
2020 & 2021	127
2022 & 2023	128
2024	129
ACC Coaching Records	130-131
Postseason Honors	132
ACC Player of Year Records	133
All-ACC Totals	133
First-Team All-ACC by School	133
All-Freshman & All-Defensive Teams	135
All-Americans & National Honors	136-140
Academic All-ACC Honors	141-142
Players of the Week	143-148
NBA Draft	149
NBA Draft by Year	150-152
NBA Draft by School	153-156
Players in the Pros	157-164
NBA Honors & Leaders	165
Individual & Team Records	166-169
Individual Single-Game Records	170-171
Career Statistical Leaders	172-175
Miscellaneous Career Leaders	176-177
Triple-Double/Double-Double Leaders	178
Annual Individual Leaders	179-182
Annual Team Leaders	183-186
Top 10 Single Seasons	187
Freshman Superlatives	188-190
ACC Player Career Statistics	191-226
ACC in the NCAA Tournament	227-241
ACC in the NIT	242-243

Volume LXXII, No. 1, published by the Office of the Commissioner of the Atlantic Coast Conference. Additional information is available, upon request, to accredited members of the media.

Edited by Andy Fledderjohann. A very special thanks to Brian Morrison for his years of extensive research and work on this publication. Additional thanks to Tyler Beck, John Prouty, Barry Jacobs, Ron Morris, Michael O'Hara, Ron Daniels and the late Al Featherston.



James J. Phillips, Ph.D., began his tenure as Atlantic Coast Conference Commissioner on February 1, 2021. The fifth commissioner in the history of the ACC, Phillips' resume consists of more than three decades in Division I athletics, a track record of tremendous achievement, a vision for

the future of intercollegiate athletics and a passion for helping student-athletes achieve impact and success in competition, in the classroom and in their communities.

Long recognized as one of the leading voices in college athletics, Phillips was selected in August 2021 to serve on the 28-member NCAA Constitution Review Committee to identify the core principles that define college sports and propose a new governance model that allows for quicker change without sacrificing broader values.

Phillips is also one of two Power 5 commissioners named to the Division I Transformation Committee, which provides recommendations to the NCAA as it seeks to embrace forward-looking change amidst college sports' shifting landscape.

Since taking the reins as ACC Commissioner, Phillips has literally made his presence felt throughout the league. He attended 22 ACC football games in the fall of 2021, often finding his way to multiple stadiums in a single day. By the end of the 2021-22 academic year, he had traveled more than 100,000 miles in support of the league's 27 sponsored sports, including attendance at all or part of most ACC Championship events.

Phillips oversaw a broadcasting milestone last November with the announcement that Comcast would join in the distribution of ACC Network (ACCN) to its Xfinity customers. With the addition of Comcast, ACCN is now fully distributed with every major satellite, telco and digital provider across the country, and is available to nearly 90 million households.

Phillips has made programs and services in support of student-athletes a top priority.

The ACC's Committee for Racial and Social Justice (CORE- Champions of Racial Equity) continues its mission to promote and encourage inclusion, racial equity and social justice through education, partnerships, engagement and advocacy.

The most recent CORE accomplishments include the creation and recognition of the inaugural UNITE Award

winners, UNITY weeks during fall, winter and spring sports seasons, and mandatory staff education. The most recent summer was highlighted by the ACC Unity Tour to Selma and Montgomery, Alabama, the third weekend in July.

The Health and Safety Summit in May, held in partnership with the ACC Sports Medicine Association, allowed athletic trainers, team physicians, nutritionists, mental health professionals and others to collaborate and share best practices.

The ACC's Professional Academy, complete in June, saw more than 60 student-athlete come together for a four-week program focused on identifying core values, developing circles of influence, establishing effective communication and leadership skills, and charting career plans.

Phillips has also been a leader in enhancing ACC football interests, serving as a leader on the CFP Management Committee and overseeing the conference's move to a new scheduling model, beginning with the 2023 season.

Prior to being named ACC commissioner, Phillips served as the Combe Family Vice President for Athletics & Recreation at Northwestern University. He was named Northwestern's 21st director of intercollegiate athletics and recreation in April 2008. By 2012, Phillips was elevated by Northwestern President Morton Schapiro to the position of Combe Family Vice President for Athletics & Recreation, a title redirecting the campus-wide responsibilities of the role as well as its voice on the President's Senior Staff.

He was elected as the inaugural chair of the NCAA Division I Council in February 2015 and served as the first-ever sitting athletic director on the NCAA Board of Directors and Board of Governors. In March 2017, he was appointed to the NCAA Division I Men's Basketball Selection Committee. Phillips also served as a member of the NCAA Men's Basketball Oversight Committee, was appointed to the Fiesta Bowl Board of Directors in June 2018 and chaired the Big Ten TV/Media Committee. He twice served as a member of the Rose Bowl Management Committee and was honored as the 2018 Sports Business Journal Athletic Director of the Year for his leadership at Northwestern.

Phillips led Northwestern to elite status both on and off the playing fields. In competition, under his leadership, 10 of Northwestern's athletic programs won conference or national championships, with the football team clinching the Big Ten West Division crown twice in the last three seasons of Phillips' tenure. Nine of Northwestern's 15 all-time football bowl appearances occurred with Phillips



at the helm, as well as the school's first-ever berth in the NCAA Men's Basketball Tournament. During Phillips' final five years, Northwestern invested more than \$500 million in new and renovated facilities, supported by record fundraising success.

Academically, Wildcats student-athletes surpassed 200 Academic All-Big Ten honorees in each of Phillips' last 10 years, including a record 288 in 2019-20. Northwestern scored a 98 percent overall Graduation Success Rate (GSR) in 2020 data released by the NCAA -- a figure which led all FBS schools for the third consecutive year -- and finished in the Top-4 nationally in all 15 years the metric was released during his tenure.

Phillips' commitment to inclusiveness in athletics was recognized in 2019 when he was honored by the NCAA as a Champion of Diversity and Inclusion. The honor recognizes those who work to support under-represented communities among college athletics administrators. In 2020, Phillips announced the creation of a new senior leadership position, the Senior Associate A.D./Chief Diversity & Inclusion Officer, to lead the department's foundational commitment to a world-class experience for all Northwestern student-athletes. He also established senior staff positions for leaders in community relations, to focus staff and student-athlete service initiatives, and the Kabiller NU For Life professional development program.

Before arriving at Northwestern, Phillips held several leadership positions in major athletics programs, including director of athletics at Northern Illinois University (NIU) from 2004-08. Prior to NIU, Phillips served as associate director of athletics, then senior associate director of athletics for external affairs at the University of Notre Dame from 2000-04. Before that, he was assistant athletic director for annual giving and major gifts at the University of Tennessee (1998-2000). Phillips began his career on the coaching side as a basketball team manager and student assistant at the University of Illinois. He went on to serve as a graduate assistant coach and later an assistant basketball coach at Arizona State University before transitioning to athletics administration work in 1997.

A Chicago native, and youngest of 10 children, Phillips earned a Ph.D. in education administration from the University of Tennessee, a master's degree in education from Arizona State University and an undergraduate degree from the University of Illinois. He and his wife, Laura, have five children: Luke, Madeline, Meredith, John and James.



THE TRADITION

Consistency. It is the mark of true excellence in any endeavor.

In today's intercollegiate athletics, competition is so balanced and so competitive that it is virtually impossible to maintain a high level of consistency. Yet the Atlantic Coast Conference has defied the odds.

Established in 1953, the ACC has long enjoyed the reputation as one of the strongest and most competitive intercollegiate conferences in the nation. And that is not mere conjecture, the numbers support it.

Through 71 years of competition, ACC schools have captured 189 NCAA team championships, including 97 in women's competition, 87 in men's sports, and five in fencing. In addition, NCAA individual titles have been won by ACC student-athletes 210 times in men's competition and 218 times in women's action.

Over the last three years (2021-22, 2022-23, 2023-24), the ACC has achieved unparalleled national success as the league has won seven or more national titles in the last three years, marking the best run in ACC history.

ACC teams finished 2022-23 with a league-record nine NCAA titles. Combined with the seven national team titles won in 2021-22 and seven more in 2023-24, the league has won 23 national championships over the last three years, the most by any conference in their respective league-sponsored sports.

Since 2015, the ACC has won a combined seven national championships in football, men's basketball, women's basketball and baseball. The ACC is the only conference to win each of those four titles over that stretch.

MEN'S BASKETBALL

If success is best measured in terms of wins and losses, then the ACC is unrivaled in NCAA men's basketball annals. Eight of the last 22 NCAA Men's Basketball Championships have been won by teams currently competing in the ACC.

No conference has compiled a better NCAA Tournament record than the ACC. Since the inaugural tournament in 1939, league teams have posted an NCAA Tournament-best mark of 487-250 for a sterling .661 winning percentage on college basketball's biggest stage.

The 18 teams currently in the ACC have combined for 729 NCAA Tournament victories – more than any other conference.

Since 1985, the ACC has produced 33 Final Four teams, seven more than any other conference. The ACC has had at least one Final Four team in 26 of the last 35 years.

Since the NCAA Tournament expanded to 64 teams in 1985, ACC teams have compiled a 382-198 (.659) record, including 105 Sweet 16 appearances and 58 Regional Final berths – all NCAA Tournament bests. Since 1985, over half of the league teams (108-of-213) receiving NCAA berths have won at least two NCAA Tournament games.

Teams currently in the ACC have combined to win 19 NCAA Championships, including three of the last nine. North Carolina leads the way with six national titles, followed by Duke with five, Louisville two, NC State two and Cal, Stanford, Syracuse and Virginia with one apiece.

The Tar Heels claimed their sixth title in 2017, following championships in 1957, 1982, 1993, 2005 and 2009. Duke won NCAA titles in 1991, 1992, 2001, 2010 and 2015, while the Cardinals captured the crown in 1980 and 1986.

NC State earned national titles in 1974 and 1983, while Syracuse claimed its national championship in 2003 and Virginia captured its first crown in 2019. Stanford won the 1942 championship, and Cal earned the 1959 crown.



This is a photo of the official announcement of the formation of the Atlantic Coast Conference, taken at Greensboro's Sedgefield Inn on May 8, 1953. A three-man liaison committee, shown above, informed Southern Conference President Max Farrington of the decision. Left to right were Dr. James T. Penny, faculty chairman of athletics at South Carolina (chairman); Edmund (Eddie) M. Cameron, athletics director at Duke (committee member); President Farrington; and Dr. H.A. Fisher, faculty athletics chairman at NC State (committee member).

The ACC has posted 10 or more NCAA Tournament wins 20 times and has finished .500 or better in 35 of the last 36 tournaments. In 2016, ACC teams combined to win an NCAA-record 19 NCAA Tournament games, eclipsing the previous mark of 18 (Big East, 1985).

In the five NCAA Tournaments from 2015-19, ACC teams combined to win an NCAA-record 74 Tournament games, bettering the previous mark of 65 set by the ACC between 2014-18. The ACC's 74 wins were 24 more than any other conference.

The ACC set an NCAA Tournament record in 2016 by having six teams reach the Sweet 16, breaking the previous record of five, set by the ACC in 2015 and the Big East in 2009. Since 2016, 27 ACC teams have reached the Sweet 16, most of any other conference.

Since 1981, the ACC has produced 53 consensus All-Americans – more than any other conference – and more than 20% of the nation's consensus All-Americans.

Eight of the last 28 and 10 of the last 32 consensus National Players of the Year have been from the ACC. Since 1975, the ACC has had 17 consensus National Players of the Year – 10 more than any other conference. In addition, 10 of the ACC's 18 National Players of the Year have been unanimous selections.

During the 2023-24 season, 93 players from the current 18 ACC schools earned spots on NBA rosters, more than any other conference.

The ACC has had at least three first-round picks in 15 of the last 16 NBA Drafts – the only conference to do so. Since 2009 the ACC leads all conferences in both first-round selections (88) and overall selections (142).

In the 2019 NBA Draft, the ACC led all conferences with 10 first-round picks and with 13 selections overall. The ACC matched the all-time conference record for first-round selections that it originally set in 2017, eclipsing the previous record of eight, set by the ACC in 1995 and the SEC in 2012.

In 2019, the ACC became the first league in history to have three of its teams - Duke (1), Virginia (2), North Carolina (3) - finish 1-2-3 in the final AP poll. The ACC has had at least one team ranked in the top 10 of the final AP Poll in 62 of the last 64 seasons.

All 18 league members have 1,000 or more all-time wins, including 10 schools with 1,500 or more.

THE CHAMPIONSHIPS

The ACC conducts championship competitions in all 28 sports – 13 for men and 15 for women. No Autonomy Five conference sponsors more than 28 sports. The 15 women's sports are the most of any peer conference.

The first ACC championship was held in swimming at North Carolina State University on February 25, 1954.

The 13 sports for men include football, cross country, soccer, basketball, fencing, swimming & diving, indoor and outdoor track & field, wrestling, baseball, tennis, and golf and lacrosse. Women's sports were initiated in 1977 with the first championship meet held in tennis October 6-8 at Wake Forest University. Championships for women are currently conducted in cross country, field hockey, soccer, basketball, fencing, swimming & diving, indoor and outdoor track & field, gymnastics, tennis, golf, lacrosse, softball and rowing, with volleyball deciding its champion by regular-season play.

2023-24 YEAR IN REVIEW

The conference completed championship competition in all 28 sports with 12 different schools claiming at least one conference crown.

The ACC was second among all conferences in 2023-24 with seven NCAA titles in sports it directly sponsored, all of which came from seven different schools. ACC student-athletes accounted for 22 individual national championships.

The ACC has averaged more than four national team titles per year over the past quarter-century (114 in 25 years) and has won multiple NCAA titles in 40 of the past 44 years.

Academically, the member institutions of the ACC again led the way among Power 5 conferences in the "Best Colleges" rankings released by US News & World Report. ACC member institutions combined for an average rank of 54.9, marking the 17th-straight year that the ACC led all Power 5 conferences.

2023-24 National Championships

Women's Cross Country	NC State
Field Hockey	North Carolina
Men's Soccer	Clemson
Women's Soccer	Florida State
Women's Swimming & Diving	Virginia
Men's Lacrosse	Notre Dame
Women's Lacrosse	Boston College

A HISTORY

The Atlantic Coast Conference was founded on May 8, 1953, at the Sedgefield Inn near Greensboro, North Carolina with seven charter members – Clemson, Duke, Maryland, North Carolina, North Carolina State, South Carolina and Wake Forest – drawing up the conference by-laws.

The withdrawal of seven schools from the Southern Conference came early on the morning of May 8, 1953, during the Southern Conference's annual spring meeting. On June 14, 1953, the seven members met in Raleigh, North Carolina, where a set of bylaws was adopted, and the name became officially the Atlantic Coast Conference.

Suggestions from fans for the name of the new conference appeared in the region's newspapers prior to the meeting in Raleigh. Some of the names suggested were Dixie, Mid-South, Mid-Atlantic, East Coast, Seaboard, Colonial, Tobacco, Blue-Gray, Piedmont, Southern Seven and the Shoreline.

Duke's Eddie Cameron recommended that the name of the conference be the Atlantic Coast Conference, and the motion was passed unanimously. The meeting concluded with each member institution assessed \$200.00 to pay for conference expenses.

On December 4, 1953, conference officials met again at Sedgefield and officially admitted Virginia as the league's eighth member. The first withdrawal of a school from the ACC came on June 30, 1971, when South Carolina tendered its resignation. The ACC operated with seven members until April 3, 1978, when Georgia Tech was admitted. The Atlanta school had withdrawn from the Southeastern Conference in January of 1964.

The ACC expanded to nine members on July 1, 1991, with the addition of Florida State.

The conference expanded to 11 members on July 1, 2004, with the addition of Miami and Virginia Tech. On October 17, 2003, Boston College accepted an invitation to become the league's 12th member starting July 1, 2005.

The ACC added its 13th and 14th members on Sept. 18, 2011, when Pittsburgh and Syracuse accepted invitations to join the conference. The two schools officially joined the ACC on July 1, 2013. Notre Dame also officially joined the ACC on July 1, 2013, after announcing on Sept. 12, 2012 its intention to enter the league for competition in all sports but football, bringing the membership of the conference to 15. The Fighting Irish will play five games with ACC schools each year.

On July 1, 2014, Louisville entered the ACC on the same day Maryland withdrew, keeping the conference's membership at 15 institutions.

In September 2023, the ACC Board of Directors voted to formally admit the University of California, Berkeley (Cal), Southern Methodist University (SMU) and Stanford University to the Atlantic Coast Conference. SMU officially joined the ACC on July 1, 2024, while Cal and Stanford became members on August 2, 2024.

THE SCHOOLS

Boston College was founded in 1863 by the Society of Jesus to serve the sons of Boston's Irish immigrants and was the first institution of higher education to be founded in the city of Boston. Originally located on Harrison Avenue in the South End of Boston, the College outgrew its urban setting toward the end of its first 50 years. A new location was selected in Chestnut Hill and ground for the new campus was broken on June 19, 1909. During the 1940s, new purchases doubled the size of the main campus. In 1974, Boston College acquired Newton College of the Sacred Heart, 1.5 miles away. With 15 buildings on 40 acres, it is now the site of the Law School and residence halls. In 2004, BC purchased 43 acres of land from the archdiocese of Boston; this now forms the Brighton campus.

The **University of California, Berkeley**, is consistently rated the world's top public university. The flagship of the 10-campus University of California system, it was chartered in 1868 with a mission to excel in teaching, research and public service. Enrolling more than 42,000 undergraduate and graduate students, the campus has more than 1,500 full-time and 500 part-time faculty members in more than 130 academic departments that offer more than 350 degree programs. The faculty's outstanding research achievements and scholarship so far have led to 26 Nobel Prizes, and an additional 35 Nobel Prizes have been won by alumni.

Clemson University was founded in 1889 through a bequest from Thomas Green Clemson, a Philadelphia-born, European-educated engineer who married John C. Calhoun's daughter, Anna, and settled at her family estate in South Carolina. To help rebuild the state's war-ravaged economy, Clemson left his home and fortune to the state of South Carolina to fund the science and research-oriented institution that bears his name. Located on the shores of Hartwell Lake with its own 16,000-acre forest, Clemson is known today for its focus on student success and engagement, its statewide land-grant mission and its unrelenting school spirit.

Duke University was founded in 1924 by tobacco magnate James B. Duke as a memorial to his father, Washington Duke. Originally the school was called Trinity College, a Methodist institution, started in 1859. In 1892, Trinity moved to west Durham where the east campus with its Georgian architecture now stands. Nearby are Sarah P. Duke gardens, and further west the Gothic spires of Duke chapel overlook the west campus.

Florida State University is one of 11 universities of the State University System of Florida. It was established as the Seminary West of the Suwannee by an act of the Florida Legislature in 1851, and first offered instruction at the post-secondary level in 1857. Its Tallahassee campus has been the site of an institution of higher education longer than any other site in the state. In 1905, the Buckman Act reorganized higher education in the state and designated the Tallahassee school as the Florida Female College. In 1909, it was renamed Florida State College for Women. In 1947, the school

ACC MEMBERSHIP CHRONOLOGY

May 8, 1953

The ACC is formed with Clemson College, Duke University, University of Maryland, University of North Carolina, North Carolina State College and Wake Forest College as charter members.

December 4, 1953

University of Virginia admitted as the league's eighth member.

June 30, 1971

University of South Carolina tenders resignation from league membership.

April 3, 1978

Georgia Institute of Technology admitted as the league's eighth member.

July 1, 1991

Florida State University admitted as the league's ninth member.

July 1, 2004

The conference expands to 11 members with the addition of Virginia Polytechnic Institute and State University and the University of Miami.

July 1, 2005

Boston College admitted as the league's 12th member.

July 1, 2013

The conference expands to 15 members with the addition of the University of Notre Dame, the University of Pittsburgh and Syracuse University.

June 30, 2014

University of Maryland tenders resignation from league membership.

July 1, 2014

University of Louisville admitted as the league's 15th member.

July 1, 2024

Southern Methodist University admitted as the league's 16th member.

August 2, 2024

University of California, Berkeley and Stanford University admitted as the league's 17th and 18th members.

returned to a co-educational status, and the name was changed to Florida State University.

Next to I-85 in downtown Atlanta stands the **Georgia Institute of Technology**, founded in 1885. Its first students came to pursue a degree in mechanical engineering, the only one offered at the time. Tech's strength is not only the red clay of Georgia, but a restored gold and white 1930 model A Ford Cabriolet, the official mascot. The old Ford was first used in 1961, but a Ramblin' Wreck had been around for over three decades. The Ramblin' Wreck fight song appeared almost as soon as the school opened, and it is not only American boys that grow up singing its rollicking tune, for Richard Nixon and Nikita Khrushchev sang it when they met in Moscow in 1959.

ATLANTIC COAST CONFERENCE COMMISSIONERS



Jim Weaver
July 1, 1954 - July 11, 1970



Bob James
March 1, 1971 - May 12, 1987



Gene Corrigan
Sept. 1, 1987 - June 30, 1997



John Swofford
July 1, 1997 - Jan. 31, 2021



Jim Phillips
Feb. 1, 2021 - present

The **University of Louisville** began to take shape on April 3, 1798, when eight men declared their intention to establish the Jefferson Seminary in Louisville and called upon their fellow citizens to join them in pledging funds for land, buildings, and teachers. These early Louisvillians took the first steps on a journey that would link them with succeeding generations to the modern University of Louisville in the twenty-first century. Today's University of Louisville has become known especially for teaching, research, and service to its community and the advancement of educational opportunity for all citizens thereof. With an enrollment of 21,000, its academic programs attract students from every state and from all over the world.

The **University of Miami** was chartered in 1925 by a group of citizens who felt an institution of higher learning was needed for the development of their young and growing community. Since the first class of 560 students enrolled in the fall of 1926, the University has expanded to more than 15,000 undergraduate and graduate students from every state and more than 114 nations from around the world. The school's colors, representative of the Florida orange tree, were selected in 1926. Orange symbolizes the fruit of the tree, green represents the leaves and white, the blossoms.

The **University of North Carolina**, located in Chapel Hill, has been called "the perfect college town," making its tree-lined streets and balmy atmosphere what a college should look and feel like. Its inception in 1795 makes it one of the oldest schools in the nation, and its nickname of Tar Heels stems from the tar pitch and turpentine that were the state's principal industry. The nickname is as old as the school, for it was born during the Revolutionary War when tar was dumped into the streams to impede the advance of British forces.

North Carolina State University is located in the state capital of Raleigh. It opened in 1889 as a land-grant agricultural and mechanical school and was known as A&M or Aggies or Farmers for over a quarter-century. The school's colors of pink and blue were gone by 1895, brown and white were tried for a year, but the students finally chose red and white to represent the school. An unhappy fan in 1922 said State football players behaved like a pack of wolves, and the term that was coined in derision became a badge of honor.

The **University of Notre Dame** began late on the bitterly cold afternoon of November 26, 1842, when a 28-year-old French priest, Rev. Edward Sorin, C.S.C., and seven companions took possession of 524 snow-covered acres that the Bishop of Vincennes had given them in the Indiana mission fields. A man of lively imagination, Father Sorin named his fledgling school in honor of Our Lady, in his native tongue, "L'Université de Notre Dame du Lac" (The University of Our Lady of the Lake). On January 15, 1844, the University was thus officially chartered by the Indiana legislature.

The **University of Pittsburgh** was founded as Pittsburgh Academy by Hugh Henry Brackenridge in 1787 and is one of the oldest institutions of higher education in the United States. Pitt researchers led by Jonas Salk developed the first polio vaccine in 1955, and Pitt surgeons have performed more than 17,000 organ transplants, making Pitt the world's transplantation capital. In 1932, a Pitt team led by Charles Glen King isolated and identified the chemical structure of vitamin C.

A nationally ranked private university located near the heart of Dallas, **Southern Methodist University** is a distinguished center for global research and teaching. SMU's more than 12,000 diverse, high-achieving students come from all 50 states and over 80 countries to take advantage of the University's small classes, meaningful research opportunities, leadership development, community service, international study and innovative programs. SMU serves approximately 7,000 undergraduates and 5,000 graduate students through eight degree-granting schools. SMU's relationship with Dallas – the dynamic center of one of the nation's fastest-growing regions – offers unique learning, research, social and career opportunities.



Greensboro's King Cotton Hotel was the location of the ACC's first office from 1954 to 1966.

Founded in 1885, **Stanford University's** campus is home to seven schools, a distinguished faculty that includes 20 living Nobel laureates, and more than 7,800 undergraduates and 9,600 graduate students. Founded almost 150 years ago on a bedrock of societal purpose, Stanford's mission is to contribute to the world by educating students for lives of leadership and contribution with integrity; advancing fundamental knowledge and cultivating creativity; leading in pioneering research for effective clinical therapies; and accelerating solutions and amplifying their impact.

Syracuse University was founded during the Methodist State Convention in Syracuse, N.Y., in February of 1870. Measures were taken to raise \$500,000 to endow the university, with the city of Syracuse subscribing \$100,000. Rev. Jesse T. Peck, who was elected president of the Syracuse University Board of Trustees, suggested purchasing 50 acres of farmland in southeastern Syracuse. The Board of Trustees of Syracuse University signed the University charter and certificate of incorporation on March 24, 1870, and the university's College of Liberal Arts opened in September of 1871.

The **University of Virginia** was founded in 1819 by Thomas Jefferson and is one of three things on his tombstone for which he wanted to be remembered. James Madison and James Monroe were on the board of governors in the early years. The Rotunda, a half-scale version of the Pantheon which faces the Lawn, is the focal point of the grounds as the campus is called. Jefferson wanted his school to educate leaders in practical affairs and public service, not just to train teachers.

Virginia Tech was established in 1872 as an all-male military school dedicated to the original land-grant mission of teaching agriculture and engineering. The University has grown from a small college of 132 students into the largest institution of higher education in the state during its 132-year history. Located in Southwest Virginia on a plateau between the Blue Ridge and Allegheny Mountains, the campus consists of 334 buildings and 20 miles of sidewalks over 2,600 acres. The official school colors - Chicago maroon and burnt orange - were selected in 1896 because they made a "unique combination" not worn elsewhere at the time.

Wake Forest University was started on Calvin Jones' plantation amid the stately pine forest of Wake County in 1834. The Baptist seminary is still there, but the school was moved to Winston-Salem in 1956 on a site donated by Charles H. and Mary Reynolds Babcock. President Harry S. Truman attended the ground-breaking ceremonies that brought a picturesque campus of Georgian architecture and painted roofs. Wake's colors have been black and gold since 1895, thanks to a badge designed by student John Heck who died before he graduated.



SCHOOL AFFILIATIONS

BOSTON COLLEGE – Charter member of the Big East Conference in 1979; joined the ACC in July 2005.

CALIFORNIA – Charter member of the Pacific Coast Conference in 1916; after the Pacific Coast Conference disbanded in 1959, became a charter member of the Athletic Association of Western Universities which was renamed to Pacific-8, Pacific-10 and Pac-12 Conference; joined the ACC on August 2, 2024.

CLEMSON – Charter member of the Southern Intercollegiate Athletic Association in 1894; a charter member of the Southern Conference in 1921; a charter member of the ACC in 1953.

DUKE – Joined the Southern Conference in December, 1928; charter member of the ACC in 1953.

FLORIDA STATE – Charter member of the Dixie Conference in 1948; joined the Metro Conference in July 1976; joined the ACC July 1991.

GEORGIA TECH – Charter member of the Southern Intercollegiate Athletic Association in 1894; charter member of Southern Conference in 1921; charter member of the SEC in 1932; joined the ACC in April 1978.

LOUISVILLE – Joined Kentucky Intercollegiate Conference in 1925; charter member of Ohio Valley Conference in 1948; joined Missouri Valley Conference in 1964; charter member of Metro Conference in 1975; founding member of Conference USA in 1996; joined Big East Conference in 2005; joined American Athletic Conference in 2013; joined ACC in July 2014.

MIAMI – Charter member of the Big East Football Conference in 1991; joined the ACC in July 2004.

NORTH CAROLINA – Charter member of the Southern Intercollegiate Athletic Association in 1894; charter member of the Southern Conference in 1921; charter member of the ACC in 1953.

NC STATE – Charter member of the Southern Conference in 1921; charter member of the ACC in 1953.

NOTRE DAME – Joined the Big East Conference in 1995; joined the ACC on July 1, 2013.

PITT – Charter member of the EAC in 1975; joined the Big East Conference in 1982; joined the ACC on July 1, 2013.

SMU – Joined the Southwest Conference in 1918; joined the Western Athletic Conference in 1996; joined Conference USA in 2005; joined the American Athletic Conference in 2013; joined the ACC on July 1, 2024.

STANFORD – Joined the Pacific Coast Conference in 1918; after the Pacific Coast Conference disbanded in 1959, became a charter member of the Athletic Association of Western Universities which was renamed to Pacific-8, Pacific-10 and Pacific-12 Conference; joined the ACC on August 2, 2024.

SYRACUSE – Charter member of the Big East Conference in 1979; joined the ACC on July 1, 2013.

VIRGINIA – Charter member of the Southern Intercollegiate Athletic Association in 1894; charter member of the Southern Conference in 1921; resigned from Southern Conference in December 1936; joined the ACC in December 1953.

VIRGINIA TECH – Charter member of the Southern Conference in 1921; withdrew from the Southern Conference in June 1965; became a charter member of the Big East Football Conference in Feb. 5, 1991; joined the ACC in July 2004.

WAKE FOREST – Joined the Southern Conference in February 1936; charter member of the ACC in 1953.

ACC WELCOMES CAL, SMU AND STANFORD

The Atlantic Coast Conference continues to ACCOMPLISH GREATNESS with the addition of three world-class institutions in the University of California, Berkeley (Cal), Southern Methodist University (SMU) and Stanford University as full members with full voting participation. SMU's first official day in the ACC was July 1, 2024, while Cal and Stanford will become official members on August 2, 2024. All three institutions will begin conference competition this fall. The additions of Cal, SMU and Stanford enhance and strengthen the ACC academically, athletically and financially as well as create a true national conference that spans coast to coast. The incoming universities enrich the league's competitiveness in all sports and further demonstrate the ACC's commitment to broad-based programs for both women and men. More than 2,200 student-athletes from Cal, SMU and Stanford will join the nearly 10,000 current ACC student-athletes competing at the highest level of intercollegiate athletics.

"This summer marks a momentous occasion for the ACC with the addition of three prestigious institutions – Cal, SMU, and Stanford," said ACC Commissioner Jim Phillips, Ph.D. "Since our announcement last September, the conference has been diligently preparing to become an 18-member league that spans from coast to coast. We look forward to the future of this incredible league and extend a warm welcome to the student-athletes, coaches, staff, campus communities, alumni, and supporters of Cal, SMU, and Stanford into the ACC."

Established in 1953 with seven charter members, the ACC's expansion is the seventh in the league's history and gives the league the most members that it has had in the conference's illustrious history. The conference moved to eight members right away in December of 1953 with the addition of Virginia. After Georgia Tech joined the league in 1979 to remain at eight, the conference expanded to nine members in 1992 with Florida State. The ACC added three members in 2004 and 2005, as both Miami and Virginia Tech joined the league in 2004, followed by Boston College in 2005. Syracuse and Pitt joined in

2013, as did Notre Dame, who agreed to join the ACC in all conference-sponsored sports except football.

Louisville accepted an invitation to become a full member of the ACC in 2014.

Cal, SMU and Stanford will begin competing in the ACC across their respective sponsored sports beginning in the 2024-25 academic year. No conference offers more than the ACC's 15 women's sports and 28 total sponsored sports.

ABOUT UNIVERSITY OF CALIFORNIA, BERKELEY

The University of California, Berkeley, is consistently rated the world's top public university. The flagship of the 10-campus University of California system, it was chartered in 1868 with a mission to excel in teaching, research and public service. Enrolling more than 42,000 undergraduate and graduate students, the campus has more than 1,500 full-time and 500 part-time faculty members in more than 130 academic departments that offer more than 350 degree programs. The faculty's outstanding research achievements and scholarship so far have led to 26 Nobel Prizes, and an additional 35 Nobel Prizes have been won by alumni.

Cal Athletics is a broad-based NCAA Division I athletic department that sponsors 30 varsity sports and includes over 900 student-athletes. The department has approximately 300 staff members. Cal Athletics has produced 104 team national championships and 223 Olympic medals. Notable alumni include Aaron Rodgers, Jason Kidd, Natalie Coughlin, Marshawn Lynch, Jaylen Brown, Layshia Clarendon and more.

Cal by the Numbers

- 21 of Cal's 30 teams made the postseason in 2023-24.
- Three teams finished the 2023-24 season ranked No. 2 in the nation.
- Nine teams finished the 2023-24 season ranked in the top 10.
- Three 2023-24 Pac-12 Coaches of the Year.
- Six 2023-24 Pac-12 Players of the Year.
- Two student-athletes won 2023-24 Pac-12 Scholar-Athlete of the Year honors.
- 104 all-time team national championships.
- 331 all-time individual national championships.
- 223 Olympic medals, including 121 gold medals.
- In the last two years, Cal has had a 91 percent GSR - the highest in its history.

ABOUT SOUTHERN METHODIST UNIVERSITY

SMU is the nationally ranked global research university in the dynamic city of Dallas. SMU's alumni, faculty and more than 12,000 students in eight degree-granting schools demonstrate an entrepreneurial spirit as they lead change in their professions, communities and the world.

In the classroom and on the field, SMU Athletics is driving excellence and growth to be among the best athletics programs in the country. SMU brings the highest level of collegiate competition to Dallas, which was recently named the No. 1 city for sports business by the Sports Business Journal, and continues to build on recent success, with all 17 programs reaching the postseason and 16 programs winning conference championships since 2013. SMU is the only NCAA FBS program in Dallas, and has claimed 10 overall national championships, almost 200 team conference championships, over 100 individual national championships, more than 150 NCAA top-10 finishes, nearly 2,000 All-American honors and over 150 Olympic appearances. Since 2013, SMU has invested over \$250 million to develop and enhance championship-caliber facilities.

SMU by the Numbers

- Program-record eight AAC championship teams in 2023-24.
- 28 event conference titles won by student-athletes in 2023-24.
- 10 coaches and/or staffs of the year in 2023-24.
- 15 teams in the 2023-24 postseason.
- Nine teams finished in the top 35 of the NCAA or national rankings in 2023-24.
- 109 all-conference honors in 2023-24.
- 81.1 percent home winning percentage in 2023-24.
- 13 AAC Player of the Year honors in 2023-24.
- 20 All-America honors in 2023-24.
- 213 all-time team conference championships.
- 10 all-time team national titles.
- More than 150 Olympic appearances.

ABOUT STANFORD UNIVERSITY

Founded in 1885, Stanford's campus is home to seven schools, a distinguished faculty that includes 20 living Nobel laureates, and more than 7,800 undergraduates and 9,600 graduate students. Stanford's Department of Athletics, Physical Education and Recreation leads the nation with 136 NCAA team championships, has won the Women's Capital One Cup four of the last seven years, and has achieved the LEARFIELD Directors' Cup for 27 of the 30 possible seasons. Nearly 900 Cardinal student-athletes compete as members of 36 intercollegiate athletics teams.

Stanford by the Numbers

- The nation's all-time leader in NCAA team championships, having won 136 NCAA titles (71 men, 65 women) and 167 national championships overall (77 men, 88 women, 2 coed).
- Has won at least one NCAA team championship during each of the last 48 seasons, dating back to 1976-77.
- Won four national championships during the 2023-24 campaign, winning a fifth consecutive men's gymnastics title while cruising to a dominant run in women's golf. Stanford also added a pair of national titles in sailing.
- During the 2018-19 campaign, Stanford captured seven national championships overall, a haul that included NCAA crowns in women's volleyball, women's swimming, men's gymnastics, women's water polo, women's tennis and men's golf, as well as an IRA title for rowing. The six NCAA titles matched the school record for an academic year, with the Cardinal also winning six back in 1996-97.
- Has won the Learfield Directors' Cup in 26 of the possible 30 seasons, including a 25-year streak from 1995-2019. Stanford has also claimed 10 Capital One Cup crowns, as a three-time winner on the men's side and a seven-time champion of the women's program.
- Produced 562 individual NCAA champions and 645 overall. The Cardinal boasted 10 individual national champions during the 2023-24 campaign, led by Asher Hong (men's gymnastics) collecting three NCAA titles.
- Stanford's commitment to academic achievement continued in 2023-24, as the Cardinal registered an overall graduation rate of 97 percent in the latest Graduation Success Rate (GSR), with 17 varsity teams earning a 100 percent graduation rate.

Monday, November 4

Denver	at Stanford	ACCNX	4 PM
Maine	at Duke	ACCN	7 PM
Charleston So.	at Clemson	ACCNX	7 PM
Northern Kentucky	at Florida State	ACCNX	7 PM
Morehead State	at Louisville	ACCNX	7 PM
Fairleigh Dickinson	at Miami	ACCNX	7 PM
USC Upstate	at NC State	ACCNX	7 PM
Radford	at Pitt	ACCNX	7 PM
Le Moyne	at Syracuse	ACCNX	7 PM
The Citadel	at Boston College	ACCNX	8 PM
Delaware State	at Virginia Tech	ACCNX	8 PM
Coppin State	at Wake Forest	ACCNX	8 PM
Tarleton State	at SMU	ACCNX	8:30 PM
Elon	at North Carolina	ACCN	9 PM
CSU Bakersfield	at California	ACCNX	11:30 PM

Wednesday, November 6

Campbell	at Virginia	ACCNX	7 PM
West Georgia	at Georgia Tech	ACCNX	7:30 PM
Stonehill	at Notre Dame	ACCNX	7:30 PM

Thursday, November 7

NC A&T	at Wake Forest	ACCNX	7 PM
Florida A&M	at SMU	ACCNX	8 PM
Cal Poly	at California	ACCNX	10 PM

Friday, November 8

Cal State Fullerton	at Stanford	ACCNX	4 PM
Army	at Duke	ACCN	6 PM
VCU	vs Boston College	CBSSN	6 PM
<i>Veterans Classic, Annapolis, Md.</i>			
North Carolina	at Kansas	ESPN2	7 PM
Saint Francis (Pa.)	at Clemson	ACCNX	7 PM
Presbyterian	at NC State	ACCNX	7 PM
Murray State	at Pitt	ACCNX	7 PM
USC Upstate	at Virginia Tech	ACCNX	7 PM

Saturday, November 9

Tennessee	at Louisville	ACCN	Noon
Rice	vs Florida State	ESPN+	7 PM
<i>The Battleground 2K24, Houston, Texas</i>			

Sunday, November 10

Michigan	vs Wake Forest	ESPN2	1 PM
<i>Deacon-Wolverine Challenge, Greensboro, N.C.</i>			
North Florida	at Georgia Tech	ACCNX	1 PM
Binghamton	at Miami	ACCNX	2 PM

Monday, November 11

Buffalo	at Notre Dame	ACCNX	7 PM
Gardner-Webb	at Pitt	ACCNX	7 PM
Coppin State	at Virginia	ACCNX	7 PM
Winthrop	at Virginia Tech	ACCNX	7 PM
UNC Greensboro	at SMU	ACCNX	8 PM

Tuesday, November 12

Eastern Kentucky	at Clemson	ACCN	7 PM
Tarleton State	at Florida State	ACCNX	7 PM
Colgate	at Syracuse	ACCNX	7 PM
Texas Southern	at Georgia Tech	ACCNX	7:30 PM
Kentucky	vs Duke	ESPN	9 PM
<i>Champions Classic, Atlanta, Ga.</i>			
Northern Arizona	at Stanford	ACCNX	10 PM

Wednesday, November 13

Coastal Carolina	at NC State	ACCNX	7 PM
USC Upstate	at Wake Forest	ACCNX	7 PM
California	at Vanderbilt	SECN+	8 PM

Friday, November 15

Villanova	vs Virginia	TNT	5 PM
<i>Hall of Fame Series, Baltimore, Md.</i>			
Florida	at Florida State	ACCN	6 PM
Temple	at Boston College	ACCNX	7 PM
SMU	at Butler	FS2	7 PM

Penn State	vs Virginia Tech	Peacock	7:30 PM
<i>Hall of Fame Series, Baltimore, Md.</i>			
American	at North Carolina	ACCN	8 PM
Georgia	at Georgia Tech	ACCNX	8 PM
West Virginia	at Pitt	ACCNX	8 PM

Saturday, November 16

Wofford	at Duke	ACCN	Noon
Wake Forest	at Xavier	FS1	Noon
Notre Dame	at Georgetown	NBC	1 PM
Youngstown State	at Syracuse	ACCNX	2 PM

Sunday, November 17

Clemson	at Boise State	CBSSN	1:30 PM
Coppin State	at Miami	ACCNX	2 PM
UC Davis	at Stanford	ACCNX	4 PM
California	at USC	BTN	9:30 PM

Monday, November 18

Colgate	at NC State	ACCN	7 PM
VMI	at Pitt	ACCNX	7 PM
Prairie View A&M	at SMU	ACCNX	8 PM

Tuesday, November 19

Loyola Maryland	at Boston College	ACCNX	6 PM
Western Carolina	at Wake Forest	ACCN	7 PM
Hofstra	at Florida State	ACCNX	7 PM
Bellarmine	at Louisville	ACCNX	7 PM
North Dakota	at Notre Dame	ACCNX	7 PM

Wednesday, November 20

Jacksonville	at Virginia Tech	ACCNX	7 PM
Norfolk State	at Stanford	ACCNX	10 PM

Thursday, November 21

Drake	vs Miami	ESPN2/U	Noon
<i>Charleston Classic, Charleston, S.C.</i>			
Texas	vs Syracuse	ESPN2	7 PM
<i>Legends Classic, Brooklyn, N.Y.</i>			
Radford	at Clemson	ACCNX	7 PM
<i>Sunshine Slam</i>			
Tennessee	vs Virginia	CBSSN	9:30 PM
<i>Baha Mar Championship, Nassau, Bahamas</i>			
Air Force	at California	ACCNX	10 PM
<i>Cal Classic</i>			

Friday, November 22

LSU	vs Pitt	CBSSN	2:30 PM
<i>Greenbrier Tip-Off, White Sulphur Springs, W.Va.</i>			
Okla. St./FAU	vs Miami	ESPN2/U	2/5 PM
<i>Charleston Classic, Charleston, S.C.</i>			
Winthrop	at Louisville	ACCNX	7 PM
William & Mary	at NC State	ACCNX	7 PM
Elon	at Notre Dame	ACCNX	7 PM
Texas Tech/St. Joe's	vs Syracuse	ESPNU	7/9 PM
<i>Legends Classic, Brooklyn, N.Y.</i>			
Baylor/St. John's	vs Virginia	CBSSN7/9	9:30 PM
<i>Baha Mar Championship, Nassau, Bahamas</i>			
Mississippi St.	at SMU	ACCNX	8:30 PM

Saturday, November 23

Cincinnati	at Georgia Tech	ACCNX	2 PM
Detroit Mercy	at Wake Forest	ACCNX	4 PM
Stanford	at Santa Clara	ESPN+	10 PM

Sunday, November 24

Wisconsin/UCF	vs Pitt	CBSSN	3/5:30 PM
<i>Greenbrier Tip-Off, White Sulphur Springs, W.Va.</i>			
UMass	vs Florida State	ESPN2	3:30 PM
<i>Basketball HOF Tip-Off, Uncasville, Conn.</i>			
Sacramento St	at California	ACCNX	4 PM
<i>Cal Classic</i>			

Old Dominion	vs Boston College	Flo	7:30 PM
<i>Cayman Islands Classic, George Town, Cayman Islands</i>			
TBD	vs Miami	ESPN/2	TBD
<i>Charleston Classic, Charleston, S.C.</i>			

Monday, November 25

Missouri St/High Pt.	vs Boston College	Flo	5/7:30 PM
<i>Cayman Islands Classic, George Town, Cayman Islands</i>			
Michigan	vs Virginia Tech	FS1	6 PM
<i>Fort Myers Tip-Off, Fort Myers, Fla.</i>			
San Francisco	vs Clemson	CBSSN	6 PM
<i>Sunshine Slam, Daytona Beach, Fla.</i>			
Dayton	vs North Carolina	ESPN2	11:30 PM
<i>Maui Invitational, Maui, Hawaii</i>			

Tuesday, November 26

Penn St/Fordham	vs Clemson	CBSSN	1:30/4 PM
<i>Sunshine Slam, Daytona Beach, Fla.</i>			
Manhattan	at Virginia	ACCN	7 PM
Grand Canyon	vs Stanford	truTV	7 PM
<i>Acrisure Invitational, Palm Springs, Calif.</i>			
Auburn/Iowa St.	vs North Carolina	ESPNU	8:30/11 PM
<i>Maui Invitational, Maui, Hawaii</i>			
Kansas	vs Duke	ESPN	9 PM
<i>Vegas Showdown, Las Vegas, Nev.</i>			
Cal Baptist	vs SMU	truTV	9:30 PM
<i>Acrisure Invitational, Palm Springs, Calif.</i>			
Rutgers	vs Notre Dame	TBS	10:30 PM
<i>Players Era Festival, Las Vegas, Nev.</i>			
TBA	vs Boston College	Flo	
<i>Cayman Islands Classic</i>			

Wednesday, November 27

Indiana	vs Louisville	ESPN	Noon
<i>Battle 4 Atlantis, Paradise Island, Bahamas</i>			
South Carolina/Xavier	vs Virginia Tech	FS1	6/8:30 PM
<i>Fort Myers Tip-Off, Fort Myers, Fla.</i>			
Cornell	at Syracuse	ACCNX	7 PM
Washington St./Fresno State	vs SMU		9/11:30 PM
<i>Acrisure Invitational, Palm Springs, Calif.</i>			
Charleston Southern	at Georgia Tech	ACCNX	7:30 PM
Mercyhurst	at California	ACCNX	10 PM
<i>Cal Classic</i>			
Houston	vs Notre Dame	TBS	12:30 AM
<i>Players Era Festival, Las Vegas, Nev.</i>			
Western Carolina	vs Florida State	TBA	TBA
<i>Asheville, N.C.</i>			
TBD	vs North Carolina	ESPN/2	TBA
<i>Maui Invitational, Maui, Fla.</i>			

Thursday, November 28

WVU/Gonzaga	vs Louisville	ESPN/2	12/2:30 PM
<i>Battle 4 Atlantis, Paradise Island, Bahamas</i>			
Florida	vs Wake Forest	ESPN	2:30 PM
<i>ESPN Invitational, Kissimmee, Fla.</i>			
Purdue	vs NC State	FS1	3 PM
<i>Rady Children's Invitational, San Diego, Calif.</i>			

Friday, November 29

Dartmouth	at Boston College	ACCNX	Noon
Minnesota/Wichita St.	vs Wake Forest	ESPN/2	1/3:30 PM
<i>ESPN Invitational, Kissimmee, Fla.</i>			
Pitt	at Ohio State	Peacock	2:30 PM
BYU/Ole Miss	vs NC State	FOX	3:30/6 PM
<i>Rady Children's Invitational, San Diego, Calif.</i>			
Holy Cross	at Virginia	ACCNX	4 PM
Seattle	at Duke	ACCN	7 PM
Florida A&M	at Clemson	ACCNX	7 PM
TBD	vs Louisville	ESPN/2	TBD
<i>Battle 4 Atlantis, Paradise Island, Bahamas</i>			

Saturday, November 30

Central Arkansas at Georgia Tech	ACCNX	1 PM
Charleston Southern at Miami	ACCNX	2 PM
Cal Poly at Stanford	ACCNX	10 PM
Notre Dame vs TBA	truTV	TBA
<i>Players Era Festival, Las Vegas, Nev.</i>		

Tuesday, December 3

Alabama State at SMU	ACCNX	8 PM
Utah Valley at Stanford	ACCNX	10 PM

2024 SEC/ACC Challenge

Tuesday, December 3

Notre Dame at Georgia	ESPNU	7 PM
South Carolina at Boston College	ACCN	7 PM
California at Missouri	SECN	7 PM
Arkansas at Miami	ESPN/2	7:30 PM
Syracuse at Tennessee	ESPN/2	7:30 PM
Wake Forest at Texas A&M	ESPN2	9 PM
Georgia Tech at Oklahoma	ESPNU	9 PM
Ole Miss at Louisville	ACCN	9 PM
Florida State at LSU	SECN	9 PM
Kentucky at Clemson	ESPN	9:30 PM

2024 SEC/ACC Challenge

Wednesday, December 4

Alabama at North Carolina	ESPN	7:15 PM
Virginia at Florida	ESPN2	7:15 PM
Auburn at Duke	ESPN	9:15 PM
Texas at NC State	ESPN2	9:15 PM
Vanderbilt at Virginia Tech	ACCN	9:15 PM
Pitt at Mississippi State	SECN	9:15 PM

Saturday, December 7

Boston College at Wake Forest	ACCN	Noon
Clemson at Miami	ESPN2	Noon
Syracuse at Notre Dame	The CW	Noon
Georgia Tech at North Carolina	ACCN	2 PM
Pitt at Virginia Tech	ESPNU	2 PM
Virginia at SMU	The CW	2:15 PM
Stanford at California	ACCN	4 PM
Florida State at NC State	ESPNU	4 PM

Sunday, December 8

Duke at Louisville	ACCN	6 PM
--------------------	------	------

Tuesday, December 10

Tennessee vs Miami	ESPN	6:30 PM
<i>Jimmy V Classic, New York, N.Y.</i>		
Albany at Syracuse	ESPN2	7 PM
Incarnate Word at Duke	ACCN	7 PM
Coppin State at NC State	ACCNX	7 PM
<i>Reynolds Coliseum</i>		
Cornell at California	ACCNX	10 PM

Wednesday, December 11

UTEP at Louisville	ACCNX	7 PM
Eastern Kentucky at Pitt	ACCNX	7 PM
Dartmouth at Notre Dame	ACCNX	7 PM

Thursday, December 12

Bethune Cookman at Virginia	ACCN	7 PM
NC A&T at Virginia Tech	ACCNX	7 PM

Saturday, December 14

Memphis at Clemson	ESPN2	Noon
Georgetown at Syracuse	ACCN	2:30 PM
NC State at Kansas	ESPN	3 PM
N'western State at California	ACCNX	3 PM
LSU vs SMU	ESPNU	4 PM
<i>Frisco, Texas</i>		
La Salle at North Carolina	The CW	4 PM
Tulane vs Florida State	ACCN	4:30 PM
<i>Orange Bowl Classic, Sunrise, Fla.</i>		
Louisville at Kentucky	ESPN	5:15 PM

Sunday, December 15

Navy at Virginia Tech	ACCNX	Noon
Presbyterian at Miami	ACCNX	2 PM
Northwestern vs Georgia Tech	BTN	3:30 PM
<i>MKE Tip-Off, Milwaukee, Wis.</i>		
Stonehill at Boston College	ACCNX	4 PM

Tuesday, December 17

Florida vs North Carolina	ESPN	7 PM
<i>Jumpman Invitational, Charlotte, N.C.</i>		
George Mason at Duke	ACCN	7 PM
Clemson at South Carolina	SECN	7 PM
Winthrop at Florida State	ACCNX	7 PM
James Madison at Wake Forest	ACCNX	7 PM
Merrimack at Stanford	ACCNX	10 PM

Wednesday, December 18

Memphis at Virginia	ESPN2	7 PM
UMBC at Georgia Tech	ACCNX	7:30 PM

Saturday, December 21

SMU at Boston College	The CW	Noon
Maryland vs Syracuse	ESPN2	Noon
<i>Gotham Classic, Brooklyn, N.Y.</i>		
Virginia Tech at Saint Joseph's	CBSSN	Noon
<i>Holiday Hoopfest</i>		
Sam Houston State at Pitt	ACCNX	1 PM
Louisville at Florida State	The CW	2 PM
Mount St. Mary's at Miami	ACCNX	2 PM
Wake Forest at Clemson	ESPN	2:30 PM
UCLA vs North Carolina	CBS	3 PM

CBS Sports Classic, New York, N.Y.

Oregon vs Stanford	BTN	8 PM
San Jose Tip-Off, San Jose, Calif.		
California vs San Diego State	ACCN	10:30 PM
San Jose Tip-Off, San Jose, Calif.		
Duke at Georgia Tech	ACCN	TBA

Sunday, December 22

American at Virginia	ACCN	2 PM
Rider at NC State	ACCN	4 PM
Le Moyne at Notre Dame	ACCN	6 PM

Saturday, December 28

Alabama A&M at Georgia Tech	ACCN	Noon
Eastern Kentucky at Louisville	The CW	Noon
Fairleigh Dickinson at Boston College	ACCN	2 PM
Bucknell at Syracuse	The CW	2 PM

Sunday, December 29

Longwood at SMU	ACCNX	2 PM
Campbell at North Carolina	ACCN	8 PM

Tuesday, December 31

NC State at Virginia	ESPN2	Noon
Wake Forest at Syracuse	ESPN2	2 PM
Notre Dame at Georgia Tech	ACCN	2:30 PM
Virginia Tech at Duke	ACCN	4:30 PM

Wednesday, January 1

California at Pitt	ACCN	TBD
Stanford at Clemson	ACCN	TBD
Miami at Boston College	ACCN	TBD
North Carolina at Louisville	ACCN	TBD

Saturday, January 4

North Carolina at Notre Dame	CBS	Noon
Boston College at Georgia Tech	ESPNU	Noon
NC State at Wake Forest	The CW	Noon
Miami at Virginia Tech	ACCN	2 PM
Duke at SMU	The CW	2:15 PM
Louisville at Virginia	ACCN	4 PM
Syracuse at Florida State	ACCN	6 PM
Stanford at Pitt	ESPN2	6:30 PM
California at Clemson	ESPN2	8:30 PM

Tuesday, January 7

Pitt at Duke	ESPN	7 PM
Clemson at Louisville	ESPN2/U	7 PM
Georgia Tech at Syracuse	ACCN	7 PM
SMU at North Carolina	ACCN	9 PM

Wednesday, January 8

Notre Dame at NC State	ESPN2/U	7 PM
Florida State at Miami	ACCN	7 PM
Virginia Tech at Stanford	ACCN	9 PM
Virginia at California	ESPN2/U	11 PM

Saturday, January 11

Notre Dame at Duke	ESPN	Noon
Louisville at Pitt	ESPN2	Noon
Florida State at Clemson	ACCN	2 PM
Syracuse at Boston College	The CW	3 PM
Virginia at Stanford	ESPN2/U	4 PM
Georgia Tech at SMU	ESPN2/U	4 PM
North Carolina at NC State	ACCN	4 PM
Wake Forest at Miami	The CW	5:15 PM
Virginia Tech at California	ACCN	6 PM

Monday, January 13

Boston College at Notre Dame	ACCN	7 PM
------------------------------	------	------

Tuesday, January 14

Louisville at Syracuse	ACCN	7 PM
Clemson at Georgia Tech	ACCN	9 PM
Miami at Duke	ESPN	9 PM

Wednesday, January 15

Stanford at Wake Forest	ESPNEWS	6:30 PM
NC State at Virginia Tech	ESPNU	7 PM
California at North Carolina	ACCN	7 PM
Pitt at Florida State	ESPNU	9 PM
SMU at Virginia	ACCN	9 PM

Saturday, January 18

Clemson at Pitt	The CW	Noon
Wake Forest at Virginia Tech	ACCN	2 PM
Stanford at North Carolina	The CW	2:15 PM
Notre Dame at Syracuse	ACCN	4 PM
California at NC State	ACCN	6 PM
Virginia at Louisville	ESPN/2	TBD
Duke at Boston College	ESPN/2/U	TBD
SMU at Miami	ESPN2/U	TBD
Georgia Tech at Florida State	ESPNU	TBD

Tuesday, January 21

Boston College at Virginia	ACCN	7 PM
North Carolina at Wake Forest	ESPN	9 PM
Louisville at SMU	ACCN	9 PM

Wednesday, January 22

Virginia Tech at Georgia Tech	ESPN2/U	7 PM
Syracuse at Clemson	ACCN	7 PM
Florida State at California	ACCN	9 PM
Miami at Stanford	ESPN2/U	11 PM

Saturday, January 25

Pitt at Syracuse	ESPN2/U	Noon
SMU at NC State	The CW	Noon
Boston College at North Carolina	The CW	2:15 PM
Duke at Wake Forest	ESPN	4:30 PM
Clemson at Virginia Tech	ACCN	5 PM
Florida State at Stanford	ACCN	7 PM
Notre Dame at Virginia	ESPN/2	6:30 PM
Miami at California	ESPN2/U	8:30 PM

Monday, January 27

NC State at Duke ESPN 8:30 PM

Tuesday, January 28

Wake Forest at Louisville ACCN 7 PM
Georgia Tech at Notre Dame ACCN 9 PM
North Carolina at Pitt ESPN 9 PM

Wednesday, January 29

Virginia Tech at Florida State ACCN 7 PM
Virginia at Miami ESPN2/U 7 PM
California at SMU ACCN 9 PM
Syracuse at Stanford ESPN2/U 11 PM

Saturday, February 1

Pitt at Wake Forest ESPN/2 Noon
Clemson at NC State The CW 1:30 PM
Florida State at Boston College ACCN 2 PM
Louisville at Georgia Tech The CW 3:45 PM
Virginia Tech at Virginia ACCN 4 PM
Stanford at SMU ACCN 6 PM
North Carolina at Duke ESPN 6:30 PM
Notre Dame at Miami ESPN2 8 PM
Syracuse at California ESPN2 10 PM

Monday, February 3

Virginia at Pitt ESPN 7 PM

Tuesday, February 4

Notre Dame at Florida State ACCN 7 PM
Georgia Tech at Clemson ACCN 9 PM

Wednesday, February 5

Duke at Syracuse ESPN2 7 PM
Louisville at Boston College ACCN 7 PM
SMU at Virginia Tech ACCN 9 PM
Wake Forest at Stanford ESPN2/U 11 PM
NC State at California ACCN 11 PM

Saturday, February 8

Virginia Tech at Notre Dame The CW 1 PM
Miami at Louisville ESPN2 2 PM
Boston College at Syracuse The CW 3:15 PM
Pitt at North Carolina ESPN/2 4 PM
Wake Forest at California ACCN 5 PM
Georgia Tech at Virginia The CW 5:30 PM
Duke at Clemson ESPN 6 PM
NC State at Stanford ACCN 7 PM

Monday, February 10

North Carolina at Clemson ESPN 7 PM

Tuesday, February 11

Syracuse at Miami ACCN 7 PM
Pitt at SMU ACCN 9 PM

Wednesday, February 12

Stanford at Georgia Tech ACCN 7 PM
Florida State at Wake Forest ESPN2/U 7 PM
Louisville at NC State ESPN2/U 7 PM
Notre Dame at Boston College ESPN2/U 9 PM
California at Duke ACCN 9 PM

Saturday, February 15

Miami at Pitt ESPN/2 Noon
Clemson at Florida State The CW Noon
Boston College at NC State ACCN 2 PM
Virginia at Virginia Tech The CW 2 PM
Stanford at Duke ABC 4 PM
California at Georgia Tech ACCN 4 PM
Wake Forest at SMU ACCN 6 PM
North Carolina at Syracuse ESPN 6 PM

Sunday, February 16

Louisville at Notre Dame ACCN 8 PM

Monday, February 17

Duke at Virginia ESPN 8 PM

Tuesday, February 18

Syracuse at Pitt ACCN 7 PM
Virginia Tech at Boston College ACCN 9 PM

Wednesday, February 19

NC State at North Carolina ESPN/2 7 PM
SMU at Notre Dame ACCN 7 PM
Miami at Florida State ACCN 9 PM

Saturday, February 22

Florida State at Louisville The CW Noon
Wake Forest at NC State ESPN2 2 PM
Georgia Tech at Boston College ACCN 2 PM
Pitt at Notre Dame The CW 2:15 PM
Clemson at SMU ACCN 4 PM
Virginia at North Carolina ESPN 4 PM
Virginia Tech at Miami ACCN 6 PM
Illinois vs Duke FOX 8 PM
SentinelOne Classic, New York, N.Y.
California at Stanford ESPN/2/U 10 PM

Monday, February 24

North Carolina at Florida State ESPN 7 PM

Tuesday, February 25

Duke at Miami ESPN 7 PM
Georgia Tech at Pitt ACCN 7 PM
Louisville at Virginia Tech ACCN 9 PM

Wednesday, February 26

Notre Dame at Clemson ACCN 7 PM
NC State at Syracuse ESPN2/U 7 PM
Boston College at Stanford ACCN 9 PM
Virginia at Wake Forest ESPN2/U 9 PM
SMU at California ESPN2/U 11 PM

Saturday, March 1

Clemson at Virginia ESPN/2 Noon
Miami at North Carolina ESPN/2 Noon
Syracuse at Virginia Tech The CW Noon
NC State at Georgia Tech ACCN 3 PM
SMU at Stanford ACCN 5 PM
Notre Dame at Wake Forest The CW 5:30 PM
Pitt at Louisville ESPN2 6 PM
Florida State at Duke ACCN 7 PM
Boston College at California ESPN2/U 10 PM

Monday, March 3

Wake Forest at Duke ESPN 7 PM

Tuesday, March 4

North Carolina at Virginia Tech ESPN/2/U 7 PM
Miami at Georgia Tech ACCN 7 PM
Syracuse at SMU ESPN/2/U 9 PM
Florida State at Virginia ACCN 9 PM

Wednesday, March 5

Clemson at Boston College ESPN2/U 7 PM
Pitt at NC State ACCN 7 PM
California at Louisville ACCN 9 PM
Stanford at Notre Dame ESPN2/U 9 PM

Saturday, March 8

Georgia Tech at Wake Forest The CW Noon
Stanford at Louisville ESPN2 2 PM
NC State at Miami The CW 2:15 PM
SMU at Florida State ESPN2 4 PM
Virginia Tech at Clemson ESPN2 6 PM
Boston College at Pitt ACCN 6 PM
Duke at North Carolina ESPN 6:30 PM
California at Notre Dame ESPN2 8 PM
Virginia at Syracuse ACCN 8 PM

72ND ANNUAL ACC TOURNAMENT

Spectrum Center, Charlotte, N.C.
March 11-15, 2025

Game times/network designations are subject to change. All times Eastern.

FINAL 2023-24 ACC STANDINGS

Team	Final Ranking		ACC GAMES							OVERALL							
	AP	USA	W-L	Pct.	H	A	For	Opp	W-L	Pct.	H	A	N	For	Opp	Strk	
North Carolina^	7	6	17-3	.850	9-1	8-2	78.65	68.15	29-8	.784	14-1	8-2	7-5	81.95	70.49	L1	
Duke	9	9	15-5	.750	8-2	7-3	77.70	67.80	27-9	.750	15-3	7-4	5-2	78.61	66.31	L1	
Virginia			13-7	.650	8-2	5-5	62.50	62.05	23-11	.676	15-2	5-6	3-3	62.94	59.79	L2	
Pitt			12-8	.600	6-4	6-4	72.30	70.45	22-11	.667	13-5	7-4	2-2	75.61	67.64	L1	
Clemson	14	15	11-9	.550	6-4	5-5	75.70	72.30	24-12	.667	12-4	6-6	6-2	77.36	71.19	L1	
Syracuse			11-9	.550	8-2	3-7	75.05	78.95	20-12	.625	14-2	4-7	2-3	76.31	75.63	L2	
Wake Forest			11-9	.550	9-1	2-8	77.45	71.65	21-14	.600	17-2	2-9	2-3	78.09	70.66	L1	
Virginia Tech			10-10	.500	8-2	2-8	75.40	74.15	19-15	.559	15-2	2-10	2-3	74.91	70.97	L1	
Florida State			10-10	.500	6-4	4-6	76.45	77.15	17-16	.515	10-7	4-7	3-2	76.55	76.30	L1	
NC State*	10	13	9-11	.450	5-5	4-6	73.35	74.65	26-15	.634	12-5	4-7	10-3	75.63	71.76	L1	
Boston College			8-12	.400	4-6	4-6	72.15	74.95	20-16	.556	10-6	7-7	3-3	74.08	71.86	L1	
Georgia Tech			7-13	.350	4-6	3-7	70.20	76.90	14-18	.438	8-7	4-9	2-2	71.00	75.22	L2	
Notre Dame			7-13	.350	5-5	2-8	63.40	66.35	13-20	.394	9-8	2-10	2-2	64.03	67.15	L1	
Miami			6-14	.300	4-6	2-8	70.25	74.35	15-17	.469	11-6	2-9	2-2	75.75	73.63	L10	
Louisville			3-17	.150	2-8	1-9	69.60	80.30	8-24	.250	7-11	1-10	0-3	72.00	79.06	L8	

*ACC Champion; [^]ACC Regular-Season Champion

• NC State reached the NCAA Men's Final Four to cap a strong NCAA Tournament run by ACC teams.

• ACC teams went 12-5 during the 2024 NCAA Tournament, the most wins of any league. Four teams reached the Sweet 16, while three advanced to the Elite Eight – both totals also were the most of any conference.

• NC State was the sixth different ACC program to reach the Men's Final Four since 2016 (Duke, Miami, North Carolina, Virginia, Syracuse). That is the most schools of any league in that span.

• In the ACC's current 15-school format (since 2015), the ACC leads all conferences in Final Four appearances (9) and NCAA Tournament wins (111) and is second in national championships (3).

• The ACC is 33-15 in the NCAA Tournament in the last three seasons, best of any major conference. ACC teams have made four Men's Final Four appearances in the last three seasons, also the most of any league.

• Making its first Final Four appearance since 1983, NC State was the 50th ACC team to reach the national semifinals. Twelve of the 15 current ACC schools have reached at least one Men's Final Four.

• The ACC is 111-57 (66.1%) in NCAA Tournament play over the last nine tournaments (2015-19, '21-24). The 111 wins are 28 more than any other conference (Big 12, 83).

• Five ACC teams claimed NCAA Tournament bids. This marks the 32nd time in the tournament's history that at least five ACC teams have earned berths.

• NC State played in 41 games in 2023-24, breaking the ACC single-season record of 40, set by the 2010 Duke and 2016 and 2017 North Carolina teams.

• The Wolfpack were the second ACC team to make the Final Four after posting a losing conference record (9-11), joining the 1984 Virginia team.

• North Carolina (7 AP/6 USAT), Duke (9/9), NC State (10/13) and Clemson (14/15) were ranked in the final Associated Press and USA Today Coaches polls.

• Four ACC teams reached the Sweet 16, with three advancing to the Elite Eight. Both totals were the most of any league.

• Since the NCAA began allowing an unlimited number of at-large teams from any conference in 1980, the ACC has had a winning record in the tournament 42 times (44 total tournaments), most of any league.

• North Carolina earned a No. 1 seed in the West Region, the ACC's 41st No. 1 seed all-time (most of any league).

• Boston College, Virginia Tech and Wake Forest earned NIT bids, with each winning their first-round games before falling in the second round.

• No. 10 seed NC State completed a remarkable run, winning five games in five days, to capture the 2024 ACC Championship in Washington, D.C. The Wolfpack downed top-seeded North Carolina, 84-76, in the title game and knocked off the top three seeds (No. 2 Duke, No. 3 Virginia) in the final three rounds.

• The ACC title was NC State's first since 1987 and 11th in program history. NC State's DJ Burns Jr. earned the Everett Case Award as the tournament MVP.

• NC State joined the 2011 UConn team (Big East) as the only teams to win five games to capture a conference championship.

• North Carolina went 17-3 in league play and earned its 33rd ACC regular-season title, including its first outright crown since the 2016-17 season.

• UNC's RJ Davis was named a consensus First-Team All-American, while Duke's Kyle Filipowski earned consensus second-team honors. UNC's Armando Bacot was a USBWA Third-Team All-American, while Bacot and Clemson's PJ Hall were AP honorable-mention picks.

• Davis also earned the Jerry West Award as the nation's top shooting guard, becoming the first ACC player to capture the award since Duke's RJ Barrett in 2019.

• With his double-double against Alabama in the regional semifinal, UNC graduate C/F Armando Bacot tied Wake Forest's Tim Duncan (1994-97) for the ACC career double-doubles record with 87.

• Bacot played in 169 career games, also an ACC record. On March 4, Bacot broke the ACC career record of 161, set by Virginia's Kihei Clark from 2019-23.

• Joseph Girard III finished in third place in career 3-pointers in ACC history with 402, behind only J.J. Redick (457) of Duke and Curtis Staples (413) of Virginia.

• Virginia's Reece Beekman finished with 228 career steals, which landed at No. 19 on the all-time ACC steals ledger.

• UNC's RJ Davis' 42-point effort on Feb. 26 vs. Miami was the most points scored by an ACC player since BC's Ky Bowman scored 44 points vs. Hartford on Dec. 31, 2018. It was the most in a league game since Feb. 6, 2018, when BC's Jerome Robinson tallied 46 at ND.

• Pitt freshman G Carlton Carrington finished with 18 points, 12 rebounds, and 10 assists in the season opener versus NC A&T to become the first D-I player to record a triple-double in his debut since Notre Dame's Chris Thomas vs. New Hampshire on Nov. 16, 2001. He joined GT's Dennis Scott (1987) as the only ACC freshmen to record a triple-double in their first game.

• Four ACC alumni played in the NBA All-Star Game on Feb. 18: Paolo Banchero (Duke), Scottie Barnes (FSU), Jayson Tatum (Duke) and Donovan Mitchell (Louisville).

• 51 alumni from ACC programs made the 2024 NBA Play-In Tournament and/or the 2024 NBA Playoffs. Fourteen ACC schools were represented in this group, led by Duke with 14 and Virginia with seven.

• Every ACC program had at least one former player on an NBA Opening Day roster. Duke led all ACC schools with 25 alumni on NBA rosters, while UNC and Virginia had nine and Florida State had eight.

• 77 alumni from ACC programs made 2023-24 Opening Day NBA rosters. That is the most of any conference. Every ACC program had at least one former player on an NBA Opening Day roster. Duke led all ACC schools with 25 alumni on NBA rosters, while UNC and Virginia had nine and Florida State had eight.

• The ACC was represented on 29 of the 30 NBA Opening night rosters, with the Brooklyn Nets boasting the most former players from ACC schools with six.

• Seven ACC standouts were selected in the 2024 NBA Draft on June 26-27. This marked the 15th time in the last 16 seasons in which at least seven ACC players were selected in the NBA Draft.

• The ACC's four first-round picks tied for the most of any conference.

Round/Selection, Player (School), NBA Team

1/14, Carlton "Bub" Carrington (Pitt), Portland (traded to Washington)
 1/16, Jared McCain (Duke), Philadelphia
 1/24, Kyshawn George (Miami), New York (traded to Washington)
 1/28, Ryan Dunn (Virginia), Denver (traded to Phoenix)
 2/32, Kyle Filipowski (Duke), Utah
 2/48, Harrison Ingram (North Carolina), San Antonio
 2/52, Quinten Post (Boston College), Golden State

2023-24 ALL-ACC INDIVIDUAL HONORS

PLAYER OF THE YEAR

Name	School	Votes
RJ Davis	North Carolina	68
Kyle Filipowski	Duke	3
PJ Hall	Clemson	2
Armando Bacot	North Carolina	1
Quinten Post	Boston College	1

DEFENSIVE PLAYER OF THE YEAR

Reece Beekman	Virginia	43
Ryan Dunn	Virginia	19
Armando Bacot	North Carolina	4
Maliq Brown	Syracuse	4
Quinten Post	Boston College	2
Jaeden Zackery	Boston College	1
Jack Clark	Clemson	1
Quadir Copeland	Syracuse	1

ROOKIE OF THE YEAR

Markus Burton	Notre Dame	46
Jared McCain	Duke	20
Carlton Carrington	Pitt	5
Baye Ndongo	Georgia Tech	2
Caleb Foster	Duke	1
Kyshawn George	Miami	1

MOST IMPROVED PLAYER

Ian Schieffelin	Clemson	30
Hunter Sallis	Wake Forest	18
Lynn Kidd	Virginia Tech	12
Harrison Ingram	North Carolina	5
Brandon Huntley-Hatfield	Louisville	3
Maliq Brown	Syracuse	3
Devin McGlockton	Boston College	3
Isaac McKneely	Virginia	1

SIXTH MAN OF THE YEAR

Ishmael Leggett	Pitt	33
Quadir Copeland	Syracuse	20
Seth Trimble	North Carolina	6
Kyle Sturdivant	Georgia Tech	5
Mason Madsen	Boston College	4
Primo Spears	Florida State	4
Caleb Foster	Duke	3

COACH OF THE YEAR

Hubert Davis	North Carolina	49
Jeff Capel	Pitt	12
Adrian Autry	Syracuse	6
Micah Shrewsberry	Notre Dame	3
Jon Scheyer	Duke	2
Brad Brownell	Clemson	1
Damon Stoudamire	Georgia Tech	1
Tony Bennett	Virginia	1

ALL-ACC DEFENSIVE TEAM

Reece Beekman	Virginia	73
Ryan Dunn	Virginia	65
Maliq Brown	Syracuse	48
Armando Bacot	North Carolina	26
Quinten Post	Boston College	21

ALL-ROOKIE TEAM

Markus Burton	Notre Dame	73
Jared McCain	Duke	73
Carlton Carrington	Pitt	65
Baye Ndongo	Georgia Tech	60
Elliot Cadeau	North Carolina	39

2023-24 ALL-ACC TEAMS

FIRST TEAM

Name	School	Points
RJ Davis	North Carolina	373
PJ Hall	Clemson	363
Kyle Filipowski	Duke	346
Hunter Sallis	Wake Forest	292
Blake Hinson	Pitt	280

SECOND TEAM

Name	School	Points
Armando Bacot	North Carolina	271
Reece Beekman	Virginia	263
Judah Mintz	Syracuse	219
Norchad Omier	Miami	172
Quinten Post	Boston College	135

THIRD TEAM

Name	School	Points
DJ Horne	NC State	109
Harrison Ingram	North Carolina	91
Jeremy Roach	Duke	85
Markus Burton	Notre Dame	69
Sean Pedulla	Virginia Tech	62

HONORABLE MENTION

Name	School	Points
Joseph Girard III	Clemson	54
Jamir Watkins	Florida State	47
Jared McCain	Duke	29
Ian Schieffelin	Clemson	24
Miles Kelly	Georgia Tech	16
Carlton Carrington	Pitt	12
Brandon Huntley-Hatfield	Louisville	10
Ryan Dunn	Virginia	10

Note: All-ACC Team points are determined on a 5-3-1 system (five points for first team, three points for second team, one point for third team).

WAKE FOREST'S SALLIS RECORDS ACC'S MOST IMPROVED SCORING AVERAGE

- Wake Forest junior guard Hunter Sallis increased his scoring average by an ACC-best 13.5 ppg during the 2023-24 season.
- After averaging 4.5 ppg during his sophomore season, Sallis exploded in 2023-24, averaging 18.0 ppg, which ranked fifth in the ACC, as he earned First-Team All-ACC honors.

2023-24 ACC Most Improved Scoring Averages

Player, School	2024	2023	Imp.
1. Hunter Sallis, Jr., Wake	18.0	4.5*	+13.5
2. Lynn Kidd, Sr., VT	13.2	5.0	+8.2
3. Tyler Nickel, So., VT	8.8	2.1	+6.7
4. B. Huntley-Hatfield, So., UL	12.9	6.7	+6.2
Sky Clark, So., UL	13.2	7.0^	+6.2

*while at Gonzaga; ^while at Illinois

NC STATE WINS FIVE GAMES IN FIVE DAYS TO CAPTURE 2024 ACC CHAMPIONSHIP

With their pair of DJs spinning a winning tune, the NC State Wolfpack are going dancing in the NCAA Tournament after capping a historic run by knocking off fourth-ranked North Carolina. DJ Horne scored 29 points, DJ Burns Jr. had 20, including the first 3-pointer of his college career, and NC State won the 2024 ACC Tournament final, beating the Tar Heels, 84-76.

The Wolfpack became just the second team to win any conference tournament as a double-digit seed, 10th out of 15 teams, and the first to win the ACC's with five victories in as many days.

Horne starred while playing 32 minutes through foul trouble, going shot for shot with UNC's ACC Player of the Year RJ Davis, who was spectacular with 30 points.

As he encouraged cheers from the crowd, fans in red chanted, "DJ Horne! DJ Horne!" when he fouled out with 1:11 left.

After Keatts said repeatedly his team was one of many needing to win the conference tournament to make the NAAs, his Wolfpack (22-14) won the ACC Tournament for the first time since 1987 under Jim Valvano, when it was played outside Washington in Landover, Maryland.

71ST ACC TOURNAMENT

Capital One Arena, Washington, D.C.
March 12-16, 2024

Tuesday, March 12 (First Round)

No. 12 Notre Dame 84, No. 13 Georgia Tech 80
No. 10 NC State 94, No. 15 Louisville 85
No. 11 Boston College 81, No. 14 Miami 65

Wednesday, March 13 (Second Round)

No. 9 Florida State 86, No. 8 Virginia Tech 76
No. 5 Wake Forest 72, No. 12 Notre Dame 59
No. 10 NC State 83, No. 7 Syracuse 65
No. 11 Boston College 76, No. 6 Clemson 55

Thursday, March 14 (Quarterfinals)

No. 1 North Carolina 92, No. 9 Florida State 67
No. 4 Pitt 81, No. 5 Wake Forest 69
No. 10 NC State 74, No. 2 Duke 69
No. 3 Virginia 66, No. 11 Boston College 60 (OT)

Friday, March 15 (Semifinals)

No. 1 North Carolina 72, No. 4 Pitt 65
No. 10 NC State 73, No. 3 Virginia 65 (OT)

Saturday, March 16 (Championship)

No. 10 NC State 84, No. 1 North Carolina 76

2024 All-ACC Tournament Team

First Team

DJ Burns Jr., NC State
Armando Bacot, North Carolina
RJ Davis, North Carolina
DJ Horne, NC State
Michael O'Connell, NC State

Second Team

Quinten Post, Boston College
Mohamed Diarra, NC State
Carlton Carrington, Pitt
Ishmael Leggett, Pitt
Reece Beekman, Virginia

Everett Case Award (MVP) -

DJ Burns Jr., NC State

2023-24 DOUBLE-DOUBLES

Player, School	Total	ACC
Bacot, Armando - North Carolina	19	10
Omier, Norchad - Miami	17	11
Ingram, Harrison - North Carolina	11	9
Post, Quinten - Boston College	11	4
Schieffelin, Ian - Clemson	11	7
Filipowski, Kyle - Duke	9	4
Huntley-Hatfield, Brandon - Louisville	8	5
Diarra, Mohamed - NC State	7	1
Hall, PJ - Clemson	7	6
Carr, Andrew - Wake Forest	6	2
Cleveland, Matthew - Miami	6	4
Ndongo, Baye - Georgia Tech	6	4
Reid, Efton - Wake Forest	6	4
Brown, Maliq - Syracuse	5	3
Dunn, Ryan - Virginia	5	3
Kidd, Lynn - Virginia Tech	5	1
Watkins, Jamir - Florida State	5	3
Beekman, Reece - Virginia	4	2
Kelly, Miles - Georgia Tech	4	3
Konieczny, J.R. - Notre Dame	4	1
McCain, Jared - Duke	4	3
White, Tre - Louisville	4	3
Davis, Tae - Notre Dame	3	2
Mitchell, Mark - Duke	3	3
Poplar, Wooga - Miami	3	2
Burns Jr., D.J. - NC State	2	0
McGlockton, Devin - Boston College	2	2
Pedulla, Sean - Virginia Tech	2	1
Withers, Jae'Lyn - North Carolina	2	1
Aligbe, Prince - Boston College	1	0
Carrington, Carlton - Pitt	1	0
Claude, Tyzhaun - Georgia Tech	1	0
Copeland, Quadir - Syracuse	1	0
Corhen, Cameron - Florida State	1	0
Davis, RJ - North Carolina	1	0
Diaz Graham, Guillermo - Pitt	1	0
Federiko, Federiko - Pitt	1	0
Glenn, Kaleb - Louisville	1	1
Groves, Jacob - Virginia	1	0
Hildreth, Cameron - Wake Forest	1	1
James, Mike - Louisville	1	0
Johnson, Ty-Laur - Louisville	1	1
Joseph, Bensley - Miami	1	0
Leggett, Ishmael - Pitt	1	0
Lowe, Jaland - Pitt	1	1
Middlebrooks, Ben - NC State	1	0
Miller, Baba - Florida State	1	0
Minor, Jordan - Virginia	1	1
Mintz, Judah - Syracuse	1	1
Parker, Jr., Dennis - NC State	1	0
Reeves Jr., Kowacie - Georgia Tech	1	0
Stewart, Sean - Duke	1	0
Sturdivant, Kyle - Georgia Tech	1	1
Taylor, Justin - Syracuse	1	0

MIAMI'S OMIER HEADLINES**ALL-ACC ACADEMIC TEAM**

Miami junior forward Norchad Omier earned the 2024 Skip Prosser Award as the ACC's top scholar-athlete. Omier led the Hurricanes and ranked in the top 10 in the ACC in scoring at 17.0 points per game (seventh), rebounding at 10.0 per game (second) and in steals at 1.5 per game (seventh). He also ranked third in the league on the season in field goal percentage, shooting 55.2 percent from the floor. A Third-Team All-ACC selection and NABC Second-Team All-District 2 honoree last year, Omier eclipsed the 1,500-point mark for his career during the 2023-24 season, becoming one of only 10 active NCAA Division I players with 1,500-plus career points and 1,000-plus career rebounds. He recorded a team-best 17 double-doubles, which was second in the ACC.

Working toward a degree in sport administration, the Bluefields, Nicaragua, native earned All-ACC Academic Team honors for the second straight season. Over his last two semesters at Miami, Omier was named to the Dean's List for the 2023 spring semester and the 2023 Provost's List for the fall term.

ACC Scholar-Athlete of the Year awards were established in September 2007 to be awarded annually to the top junior or senior student-athlete in their respective sports. Candidates for the awards must have maintained a 3.0 grade point average (GPA) for their career as well as a 3.0 for each of the last two semesters. The award is based 60 percent on academic achievement and 40 percent on athletic accomplishment.

ACC AND THE AP POLL (1949-PRESENT)

Team	Current*	No. 1	Top 10	Total
North Carolina	21	113	705	957
Duke	23	145	731	893
Louisville		4	302	656
Syracuse		17	255	550
Notre Dame		5	166	378
NC State	1	13	163	349
Virginia		17	170	349
Wake Forest		3	107	275
Pitt		3	119	259
Georgia Tech		1	66	211
Stanford		16	95	200
Florida State		0	41	184
Clemson	1	0	21	153
Boston College		0	27	110
Miami		0	23	109
California		0	13	97
Virginia Tech		0	7	87
SMU		0	33	77

*through 2023-24 season

NOTES:

- Duke has been ranked No. 1 in the AP poll an NCAA-best 145 times. North Carolina is fourth with 113 weeks at No. 1.
- UNC has been ranked 957 times and in 74.8% of all AP polls – both totals are the second most of any school in college basketball history.
- Duke has been ranked in 509 of the last 531 polls and is third nationally with 893 all-time rankings.
- The ACC has had at least one team ranked in the AP poll for 1,113 consecutive weeks dating back to Dec. 19, 1962 (when it was a top-10 only poll).

2023-24 ACC PLAYERS OF THE WEEK**Player of the Week**

Nov. 13	Armando Bacot, Gr., C/F, North Carolina
Nov. 20	Quinten Post, Gr., F/C, Boston College
Nov. 27	Jamir Watkins, R-Jr., G, Florida State
	RJ Davis, Sr., G, North Carolina
Dec. 4	PJ Hall, Sr., C, Clemson
Dec. 11	Blake Hinson, Sr., F, Pitt
Dec. 18	Kyle Filipowski, So., C, Duke
Dec. 26	RJ Davis, Sr., G, North Carolina
	Lynn Kidd, Sr., C, Virginia Tech
Jan. 2	Quadir Copeland, So., G, Syracuse
Jan. 8	Armando Bacot, Gr., C/F, North Carolina
	Kevin "Boopie" Miller, So., G, Wake Forest
Jan. 15	Sean Pedulla, Jr., G, Virginia Tech
Jan. 22	Reece Beekman, Sr., G, Virginia
Jan. 29	RJ Davis, Sr., G, North Carolina
Feb. 5	Harrison Ingram, Gr., F, North Carolina
	DJ Horne, Gr., G, NC State
Feb. 12	Joseph Girard III, Gr., G, Clemson
Feb. 19	Blake Hinson, Sr., F, Pitt
Feb. 26	Hunter Sallis, Jr., G, Wake Forest
March 4	RJ Davis, Sr., G, North Carolina
March 11	Cormac Ryan, Gr., G, North Carolina

Rookie of the Week

Nov. 13	Carlton Carrington, G, Pitt
Nov. 20	Carlton Carrington, G, Pitt
Nov. 27	Dennis Parker Jr., G, NC State
Dec. 4	Baye Ndongo, F, Georgia Tech
Dec. 11	Carlton Carrington, G, Pitt
Dec. 18	Baye Ndongo, F, Georgia Tech
Dec. 26	Baye Ndongo, F, Georgia Tech
Jan. 2	Markus Burton, G, Notre Dame
Jan. 8	Carlton Carrington, G, Pitt
Jan. 15	Braeden Shrewsberry, G, Notre Dame
Jan. 22	Jaland Lowe, G, Pitt
Jan. 29	Jared McCain, G, Duke
Feb. 5	Ty-Laur Johnson, G, Louisville
Feb. 12	Markus Burton, G, Notre Dame
Feb. 19	Jared McCain, G, Duke
Feb. 26	Markus Burton, G, Notre Dame
March 4	Markus Burton, G, Notre Dame
March 11	Carlton Carrington, G, Pitt



SCORING	NCAA	G	FG	3FG	FT	Pts.	PPG
1. Davis, RJ - UNC	16	37	260	113	151	784	21.19
2. Mintz, Judah - SU		32	188	24	202	602	18.81
3. Hinson, Blake - UP		33	201	110	97	609	18.45
4. Hall, PJ - CU		36	240	52	127	659	18.31
5. Sallis, Hunter - WF		34	224	75	90	613	18.03
6. Burton, Markus - ND		33	210	42	115	577	17.48
7. Omier, Norchad - UM		31	198	24	108	528	17.03
8. Post, Quinten - BC		35	222	50	101	595	17.00
9. Horne, DJ - NCSU		40	240	105	92	677	16.93
10. Pedulla, Sean - VT		32	172	53	129	526	16.44
11. Filipowski, Kyle - DU		36	220	39	112	591	16.42
12. Watkins, Jamir - FSU		33	159	33	163	514	15.58
13. Miller, Kevin - WF		35	188	38	131	545	15.57
14. Girard III, Joseph - CU		36	162	105	115	544	15.11
15. Bacot, Armando - UNC		37	194	4	146	538	14.54
16. Beekman, Reece - UVa		34	180	31	95	486	14.29
17. McCain, Jared - DU		36	175	87	77	514	14.28
18. Roach, Jeremy - DU		35	166	54	103	489	13.97
19. Kelly, Miles - GaTech		32	150	69	77	446	13.94
20. Carrington, Carlton - UP		33	159	65	73	456	13.82

FIELD GOAL PERCENTAGE	NCAA	G	FG	Att	Pct
1. Kidd, Lynn - VT	4	33	177	265	.668
2. Ndongo, Baye - GaTech	44	29	148	265	.558
3. Omier, Norchad - UM	47	31	198	359	.552
4. Bacot, Armando - UNC		37	194	359	.540
5. Burns Jr., D.J. - NCSU		41	231	435	.531
6. Post, Quinten - BC		35	222	432	.514
7. Filipowski, Kyle - DU		36	220	436	.505
8. Cleveland, Matthew - UM		29	154	315	.489
9. Hall, PJ - CU		36	240	492	.488
10. Sallis, Hunter - WF		34	224	460	.487

FREE THROW PERCENTAGE	NCAA	G	FT	Att	Pct
1. Girard III, Joseph - CU	4	36	115	123	.935
2. Cattoor, Hunter - VT	20	33	100	112	.893
3. Davis, RJ - UNC	47	37	151	173	.873
4. Hunter, Chase - CU		36	96	113	.850
5. Miller, Kevin - WF		35	131	155	.845
6. Roach, Jeremy - DU		35	103	122	.844
7. Johnson, Ty-Laur - LOU		30	89	108	.824
8. Burton, Markus - ND		33	115	140	.821
9. Post, Quinten - BC		35	101	123	.821
10. James, Mike - LOU		32	126	154	.818

3-PT FG PCT. (MIN. 2.5 3FG/G)	NCAA	G	3FG	Att	Pct
1. Hinson, Blake - UP	15	33	110	261	.421
2. Bell, Chris - SU	16	32	84	200	.420
3. Girard III, Joseph - CU	21	36	105	254	.413
4. Horne, DJ - NCSU	34	40	105	260	.404
5. Davis, RJ - UNC	38	37	113	284	.398
6. Harris Jr., Claudell - BC		35	88	238	.370

3-PT FG MADE PER GAME	NCAA	G	3FG	3PG
1. Hinson, Blake - UP	7	33	110	3.33
2. Davis, RJ - UNC	23	37	113	3.05
3. Girard III, Joseph - CU	33	36	105	2.92
4. Horne, DJ - NCSU		40	105	2.63
5. Bell, Chris - SU		32	84	2.63
6. Harris Jr., Claudell - BC		35	88	2.51
7. McKneely, Isaac - UVa		33	81	2.45
8. Cattoor, Hunter - VT		33	81	2.45
9. Green Jr., Darin - FSU		32	78	2.44
10. McCain, Jared - DU		36	87	2.42

REBOUNDS PER GAME	NCAA	G	Off	Def	Tot	RPG
1. Bacot, Armando - UNC	13	37	117	263	380	10.27
2. Omier, Norchad - UM	18	31	105	204	309	9.97
3. Schieffelin, Ian - CU	34	36	99	241	340	9.44
4. Ingram, Harrison - UNC	49	37	97	230	327	8.84
5. Huntley-Hatfield, B. - LOU		32	84	185	269	8.41
6. Filipowski, Kyle - DU		36	80	218	298	8.28
7. Ndongo, Baye - GaTech		29	74	164	238	8.21
8. Post, Quinten - BC		35	71	213	284	8.11
9. Reid, Efton - WF		28	65	155	220	7.86
10. Diarra, Mohamed - NCSU		40	72	239	311	7.78
11. Brown, Maliq - SU		32	75	155	230	7.19
12. Dunn, Ryan - UVa		34	76	159	235	6.91
13. Carr, Andrew - WF		35	64	175	239	6.83
14. Kidd, Lynn - VT		33	51	165	216	6.55
15. Hall, PJ - CU		36	57	174	231	6.42
16. McGlockton, Devin - BC		36	95	131	226	6.28
17. Cleveland, Matthew - UM		29	50	127	177	6.10
18. Watkins, Jamir - FSU		33	49	150	199	6.03
19. Mitchell, Mark - DU		33	74	123	197	5.97
20. White, Tre - LOU		29	40	130	170	5.86

OFFENSIVE REBOUNDS	NCAA	G	Reb	ORPG
1. Omier, Norchad - UM	21	31	105	3.39
2. Bacot, Armando - UNC	38	37	117	3.16
3. Schieffelin, Ian - CU		36	99	2.75
4. McGlockton, Devin - BC		36	95	2.64
5. Huntley-Hatfield, B. - LOU		32	84	2.63
6. Ingram, Harrison - UNC		37	97	2.62
7. Ndongo, Baye - GaTech		29	74	2.55
8. Claude, Tyzaun - GaTech		32	78	2.44
9. Brown, Maliq - SU		32	75	2.34
10. Reid, Efton - WF		28	65	2.32

DEFENSIVE REBOUNDS	NCAA	G	Reb	DRPG
1. Bacot, Armando - UNC	21	37	263	7.11
2. Schieffelin, Ian - CU	32	36	241	6.69
3. Omier, Norchad - UM	39	31	204	6.58
4. Ingram, Harrison - UNC		37	230	6.22
5. Post, Quinten - BC		35	213	6.09
6. Filipowski, Kyle - DU		36	218	6.06
7. Diarra, Mohamed - NCSU		40	239	5.98
8. Huntley-Hatfield, B. - LOU		32	185	5.78
9. Ndongo, Baye - GaTech		29	164	5.66
10. Reid, Efton - WF		28	155	5.54

ASSISTS PER GAME	NCAA	G	Asst	APG
1. Beekman, Reece - UVa	17	34	212	6.24
2. George, Naithan - GaTech		29	135	4.66
3. Pedulla, Sean - VT		32	148	4.63
4. Mintz, Judah - SU		32	142	4.44
5. Burton, Markus - ND		33	143	4.33
6. Zackery, Jaeden - BC		36	152	4.22
7. Carrington, Carlton - UP		33	136	4.12
8. Cadeau, Elliot - UNC		37	150	4.05
9. Proctor, Tyrese - DU		32	118	3.69
10. Johnson, Ty-Laur - LOU		30	109	3.63

STEALS PER GAME	NCAA	G	Stl	BPG
1. Brown, Maliq - SU	16	32	71	2.22
2. Mintz, Judah - SU	34	32	67	2.09
3. Beekman, Reece - UVa	43	34	68	2.00
4. Watkins, Jamir - FSU	50	33	64	1.94
5. Burton, Markus - ND		33	63	1.91
6. Zackery, Jaeden - BC		36	63	1.75
7. Omier, Norchad - UM		31	47	1.52
8. Joseph, Bensley - UM		32	48	1.50
9. Copeland, Quadir - SU		32	47	1.47
10. Miller, Kevin - WF		35	50	1.43

BLOCKED SHOTS PER GAME	NCAA	G	Blk	BPG
1. Dunn, Ryan - UVa	16	34	77	2.26
2. Post, Quinten - BC		35	61	1.74
3. Bacot, Armando - UNC		37	56	1.51
4. Filipowski, Kyle - DU		36	54	1.50
5. Carr, Andrew - WF		35	52	1.49
6. Hall, PJ - CU		36	51	1.42
7. Austin, Zack - UP		33	44	1.33
8. Federiko, Federiko - UP		33	43	1.30
9. Reid, Efton - WF		28	36	1.29
10. Gapare, Tafara - GaTech		29	33	1.14

ASSIST/TO RATIO	NCAA	G	A	TO Ratio
1. Beekman, Reece - UVa	21	34	212	70.303
2. Proctor, Tyrese - DU	25	32	118	40.295
3. O'Connell, Michael - NCSU	48	41	130	51.255
4. Lowe, Jaland - UP		33	109	46.237
5. Davis, RJ - UNC		37	129	55.235
6. Roach, Jeremy - DU		35	114	49.233
7. George, Naithan - GaTech		29	135	60.225
8. Cadeau, Elliot - UNC		37	150	67.224
9. Zackery, Jaeden - BC		36	152	71.214
10. Carrington, Carlton - UP		33	136	64.213

MINUTES PER GAME	NCAA	G	Min	MPG
1. Sallis, Hunter - WF		34	1204	35.41
2. Davis, RJ - UNC		37	1287	34.79
3. Starling, JJ - SU		32	1102	34.43
4. Hildreth, Cameron - WF		35	1195	34.13
5. Mintz, Judah - SU		32	1084	33.87
6. Zackery, Jaeden - BC		36	1216	33.78
7. Burton, Markus - ND		33	1114	33.75
8. Hinson, Blake - UP		33	1109	33.61
9. James, Mike - LOU		32	1064	33.26
10. Carrington, Carlton - UP		33	1096	33.22

To be ranked, a player must have played in 75% of their team's games.; NCAA denotes top 50 in NCAA Division I statistics rankings

SCORING OFFENSE	NCAA	G	W-L	Pts	PPG
1. North Carolina	19	37	29-8	3032	81.95
2. Duke		36	27-9	2830	78.61
3. Wake Forest		35	21-14	2733	78.09
4. Clemson		36	24-12	2785	77.36
5. Florida St.		33	17-16	2526	76.55
6. Syracuse		32	20-12	2442	76.31
7. Miami (FL)		32	15-17	2424	75.75
8. NC State		41	26-15	3101	75.63
9. Pittsburgh		33	22-11	2495	75.61
10. Virginia Tech		34	19-15	2547	74.91
11. Boston College		36	20-16	2667	74.08
12. Louisville		32	8-24	2304	72.00
13. Georgia Tech		32	14-18	2272	71.00
14. Notre Dame		33	13-20	2113	64.03
15. Virginia		34	23-11	2140	62.94

SCORING DEFENSE	NCAA	G	Pts	PPG
1. Virginia	3	34	2033	59.79
2. Duke	28	36	2387	66.31
3. Notre Dame	49	33	2216	67.15
4. Pittsburgh		33	2232	67.64
5. North Carolina		37	2608	70.49
6. Wake Forest		35	2473	70.66
7. Virginia Tech		34	2413	70.97
8. Clemson		36	2563	71.19
9. NC State		41	2942	71.76
10. Boston College		36	2587	71.86
11. Miami (FL)		32	2356	73.63
12. Georgia Tech		32	2407	75.22
13. Syracuse		32	2420	75.63
14. Florida St.		33	2518	76.30
15. Louisville		32	2530	79.06

SCORING MARGIN	NCAA	G	Off	Def	Mar.
1. Duke	11	36	78.61	66.31	+12.31
2. North Carolina	17	37	81.95	70.49	+11.46
3. Pittsburgh	46	33	75.61	67.64	+7.97
4. Wake Forest		35	78.09	70.66	+7.43
5. Clemson		36	77.36	71.19	+6.17
6. Virginia Tech		34	74.91	70.97	+3.94
7. NC State		41	75.63	71.76	+3.88
8. Virginia		34	62.94	59.79	+3.15
9. Boston College		36	74.08	71.86	+2.22
10. Miami (FL)		32	75.75	73.63	+2.13
11. Syracuse		32	76.31	75.63	+0.69
12. Florida St.		33	76.55	76.30	+0.24
13. Notre Dame		33	64.03	67.15	-3.12
14. Georgia Tech		32	71.00	75.22	-4.22
15. Louisville		32	72.00	79.06	-7.06

FIELD GOAL PCT.	NCAA	G	FG	FGA	Pct
1. Duke	36	36	1004	2112	.475
2. Wake Forest	41	35	968	2042	.474
3. Clemson		36	991	2115	.469
4. Virginia Tech		34	886	1905	.465
5. Syracuse		32	883	1915	.461
6. Boston College		36	982	2155	.456
7. Miami (FL)		32	889	1960	.454
8. Florida St.		33	903	1995	.453
9. North Carolina		37	1046	2323	.450
10. NC State		41	1117	2483	.450
11. Pittsburgh		33	873	1999	.437
12. Louisville		32	799	1833	.436
13. Virginia		34	808	1887	.428
14. Georgia Tech		32	810	1924	.421
15. Notre Dame		33	742	1824	.407

3-POINT FG PCT.	NCAA	G	3FG	FGA	Pct
1. Duke	15	36	298	791	.377
2. Wake Forest	46	35	278	764	.364
3. Boston College		36	299	826	.362
4. Miami (FL)		32	286	792	.361
5. North Carolina		37	301	839	.359
6. Virginia		34	220	615	.358
7. Pittsburgh		33	317	887	.357
8. Clemson		36	296	844	.351
9. Virginia Tech		34	276	792	.348
10. NC State		41	285	827	.345
11. Syracuse		32	219	651	.336
12. Georgia Tech		32	254	780	.326
13. Notre Dame		33	251	790	.318
14. Florida St.		33	200	630	.317
15. Louisville		32	175	571	.306

3-PT. FG PER GAME	NCAA	G	3FG	3PG
1. Pittsburgh	19	33	317	9.61
2. Miami (FL)	41	32	286	8.94
3. Boston College		36	299	8.31
4. Duke		36	298	8.28
5. Clemson		36	296	8.22
6. North Carolina		37	301	8.14
7. Virginia Tech		34	276	8.12
8. Wake Forest		35	278	7.94
9. Georgia Tech		32	254	7.94
10. Notre Dame		33	251	7.61
11. NC State		41	285	6.95
12. Syracuse		32	219	6.84
13. Virginia		34	220	6.47
14. Florida St.		33	200	6.06
15. Louisville		32	175	5.47

FG PCT. DEFENSE	NCAA	G	FG	FGA	Pct
1. Virginia	19	34	732	1805	.406
2. North Carolina	31	37	935	2281	.410
3. Clemson	43	36	885	2140	.414
4. Notre Dame		33	806	1910	.422
5. Georgia Tech		32	846	1976	.428
6. Duke		36	884	2055	.430
7. Pittsburgh		33	793	1841	.431
8. Wake Forest		35	885	2045	.433
9. NC State		41	1043	2408	.433
10. Miami (FL)		32	866	1998	.433
11. Boston College		36	932	2121	.439
12. Virginia Tech		34	879	1943	.452
13. Florida St.		33	859	1892	.454
14. Syracuse		32	899	1964	.458
15. Louisville		32	894	1890	.473

3-PT. FG% DEFENSE	NCAA	G	3FG	FGA	Pct
1. Virginia	25	34	218	715	.305
2. Pittsburgh	28	33	219	711	.308
3. Duke		36	227	713	.318
4. North Carolina		37	262	817	.321
5. Notre Dame		33	228	702	.325
6. Georgia Tech		32	254	779	.326
7. Wake Forest		35	240	725	.331
8. Clemson		36	291	879	.331
9. Miami (FL)		32	306	920	.333
10. NC State		41	297	887	.335
11. Virginia Tech		34	223	658	.339
12. Syracuse		32	250	732	.342
13. Boston College		36	277	801	.346
14. Florida St.		33	256	723	.354
15. Louisville		32	275	740	.372

REBOUNDS PER GAME	NCAA	G	Rebs	Avg
1. North Carolina	7	37	1520	41.08
2. Georgia Tech		32	1219	38.09
3. Pittsburgh		33	1223	37.06
4. Miami (FL)		32	1174	36.69
5. Duke		36	1319	36.64
6. Clemson		36	1308	36.33
7. Notre Dame		33	1185	35.91
8. Boston College		36	1271	35.31
9. NC State		41	1447	35.29
10. Louisville		32	1100	34.38
11. Wake Forest		35	1197	34.20
12. Florida St.		33	1098	33.27
13. Syracuse		32	1064	33.25
14. Virginia		34	1107	32.56
15. Virginia Tech		34	1101	32.38

OFF. REBOUNDS PER GAME	NCAA	G	No.	Avg/G
1. North Carolina	47	37	452	12.22
2. Georgia Tech		32	367	11.47
3. Pittsburgh		33	376	11.39
4. Duke		36	383	10.64
5. Florida St.		33	336	10.18
6. Miami (FL)		32	324	10.13
7. NC State		41	415	10.12
8. Louisville		32	318	9.94
9. Notre Dame		33	324	9.82
10. Boston College		36	338	9.39
11. Clemson		36	326	9.06
12. Virginia		34	298	8.76
13. Syracuse		32	277	8.66
14. Wake Forest		35	296	8.46
15. Virginia Tech		34	263	7.74

DEF. REBOUNDS PER GAME	NCAA	G	No.	Avg/G
1. North Carolina	11	37	1068	28.86
2. Clemson	34	36	982	27.28
3. Georgia Tech		32	852	26.63
4. Miami (FL)		32	850	26.56
5. Notre Dame		33	861	26.09
6. Duke		36	936	26.00
7. Boston College		36	933	25.92
8. Wake Forest		35	901	25.74
9. Pittsburgh		33	847	25.67
10. NC State		41	1032	25.17
11. Virginia Tech		34	838	24.65
12. Syracuse		32	787	24.59
13. Louisville		32	782	24.44
14. Virginia		34	809	23.79
15. Florida St.		33	762	23.09

REB. MARGIN	NCAA	G	Own	Avg	Opp	Avg	Mar
1. North Carolina	15	37	1520	41.08	1250	33.78	+7.30
2. Duke	35	36	1319	36.64	1136	31.56	+5.08
3. Pittsburgh		33	1223	37.06	1100	33.33	+3.73
4. Georgia Tech		32	1219	38.09	1133	35.41	+2.69
5. Clemson		36	1308	36.33	1226	34.06	+2.28
6. Notre Dame		33	1185	35.91	1129	34.21	+1.70
7. Wake Forest		35	1197	34.20	1140	32.57	+1.63
8. Boston College		36	1271	35.31	1235	34.31	+1.00
9. Miami (FL)		32	1174	36.69	1144	35.75	+0.94
10. Virginia Tech		34	1101	32.38	1085	31.91	+0.47
11. Louisville		32	1100	34.38	1109	34.66	-0.28
12. NC State		41	1447	35.29	1484	36.20	-0.90
13. Virginia		34	1107	32.56	1181	34.74	-2.18
14. Florida St.		33	1098	33.27	1214	36.79	-3.52
15. Syracuse		32	1064	33.25	1203	37.59	-4.34

TO MARGIN	NCAA	G	Own	Avg	Opp	Avg	Mar
1. Virginia	10	34	274	8.06	408	12.00	+3.94
2. Syracuse	26	32	364	11.38	463	14.47	+3.09
3. Florida St.	27	33	392	11.88	493	14.94	+3.06
4. NC State	38	41	392	9.56	501	12.22	+2.66
5. Pittsburgh	50	33	297	9.00	366	11.09	+2.09
6. Duke		36	349	9.69	407	11.31	+1.61
7. Wake Forest		35	375	10.71	397	11.34	+0.63
8. North Carolina		37	373	10.08	392	10.59	+0.51
9. Virginia Tech		34	376	11.06	391	11.50	+0.44
10. Boston College		36	376	10.44	386	10.72	+0.28
11. Miami (FL)		32	386	12.06	373	11.66	-0.41
12. Clemson		36	363	10.08	341	9.47	-0.61
13. Louisville		32	410	12.81	366	11.44	-1.38
14. Notre Dame		33	413	12.52	328	9.94	-2.58
15. Georgia Tech		32	393	12.28	283	8.84	-3.44

ASSIST/TO RATIO	NCAA	G	Ast	Avg	TO	Avg	Ratio
1. Virginia	2	34	509	14.97	274	8.06	1.86
2. Duke	19	36	551	15.31	349	9.69	1.58
3. Pittsburgh	29	33	452	13.70	297	9.00	1.52
4. Clemson	38	36	533	14.81	363	10.08	1.47
5. North Carolina	46	37	536	14.49	373	10.08	1.44
6. NC State	41	536	13.07	392	9.56	1.37	
7. Virginia Tech	34	514	15.12	376	11.06	1.37	
8. Boston College	36	509	14.14	376	10.44	1.35	
9. Syracuse	32	442	13.81	364	11.38	1.21	
10. Miami (FL)	32	454	14.19	386	12.06	1.18	
11. Wake Forest	35	429	12.26	375	10.71	1.14	
12. Georgia Tech	32	425	13.28	393	12.28	1.08	
13. Florida St.	33	406	12.30	392	11.88	1.04	
14. Louisville	32	356	11.13	410	12.81	0.87	
15. Notre Dame	33	335	10.15	413	12.52	0.81	

ASSISTS PER GAME	NCAA	G	Ast	PG
1. Duke		36	551	15.31
2. Virginia Tech		34	514	15.12
3. Virginia		34	509	14.97
4. Clemson		36	533	14.81
5. North Carolina		37	536	14.49
6. Miami (FL)		32	454	14.19
7. Boston College		36	509	14.14
8. Syracuse		32	442	13.81
9. Pittsburgh		33	452	13.70
10. Georgia Tech		32	425	13.28
11. NC State		41	536	13.07
12. Florida St.		33	406	12.30
13. Wake Forest		35	429	12.26
14. Louisville		32	356	11.13
15. Notre Dame		33	335	10.15

BLOCKS PER GAME	NCAA	G	Blk	BPG
1. Virginia	20	34	169	4.97
2. Pittsburgh	47	33	147	4.45
3. Florida St.		33	142	4.30
4. Wake Forest		35	145	4.14
5. North Carolina		37	151	4.08
6. Syracuse		32	129	4.03
7. Georgia Tech		32	128	4.00
8. Clemson		36	138	3.83
9. Duke		36	132	3.67
10. NC State		41	148	3.61
11. Boston College		36	124	3.44
12. Miami (FL)		32	100	3.13
13. Louisville		32	83	2.59
14. Virginia Tech		34	83	2.44
15. Notre Dame		33	80	2.42

STEALS PER GAME	NCAA	G	Stl	SPG
1. Florida St.	10	33	305	9.24
2. Syracuse	14	32	290	9.06
3. NC State		41	297	7.24
4. Miami (FL)		32	229	7.16
5. Virginia		34	239	7.03
6. Duke		36	235	6.53
7. Pittsburgh		33	208	6.30
8. Wake Forest		35	207	5.91
9. Boston College		36	212	5.89
10. North Carolina		37	214	5.78
11. Notre Dame		33	189	5.73
12. Louisville		32	174	5.44
13. Virginia Tech		34	180	5.29
14. Clemson		36	165	4.58
15. Georgia Tech		32	140	4.38

DEFENSIVE REB. PCT.	G	D-Reb	Opp OR	D-Reb%
1. North Carolina	37	1068	331	.763
2. Pittsburgh	33	847	264	.762
3. Wake Forest	35	901	313	.742
4. Duke	36	936	327	.741
5. Virginia Tech	34	838	297	.738
6. Boston College	36	933	333	.737
7. Clemson	36	982	355	.734
8. Notre Dame	33	861	313	.733
9. Louisville	32	782	297	.725
10. Virginia	34	809	316	.719
11. Georgia Tech	32	852	339	.715
12. Miami (FL)	32	850	341	.714
13. NC State	41	1032	424	.709
14. Syracuse	32	787	360	.686
15. Florida St.	33	762	372	.672

OFFENSIVE REB. PCT.	G	O-Reb	Opp DR	O-Reb%
1. North Carolina	37	452	919	.330
2. Duke	36	383	809	.321
3. Georgia Tech	32	367	794	.316
4. Pittsburgh	33	376	836	.310
5. Miami (FL)	32	324	803	.287
6. Florida St.	33	336	842	.285
7. Notre Dame	33	324	816	.284
8. Louisville	32	318	812	.281
9. NC State	41	415	1060	.281
10. Boston College	36	338	902	.273
11. Clemson	36	326	871	.272
12. Wake Forest	35	296	827	.264
13. Virginia	34	298	865	.256
14. Virginia Tech	34	263	788	.250
15. Sracuse	32	277	843	.247

ACC HOME COURTS

School	Facility	1st Game	Opponent	Result	Cost	Seating
Boston College	Conte Forum	11/26/1988	Harvard	Won 70-54	\$25,000,000	8,606
Cal	Haas Pavilion	11/27/1999	Pacific	Won 76-72	\$57,000,000	11,877
Clemson	Littlejohn Coliseum	11/30/1968	Georgia Tech	Won 76-72	\$3,700,000	9,000
Duke	Cameron Indoor Stadium	1/6/1940	Princeton	Won 36-27	\$400,000	9,314
Florida State	Donald L. Tucker Center	11/29/1981	Florida A&M	Won 81-67	\$33,500,000	11,500
Georgia Tech	McCamish Pavilion	11/9/2012	Tulane	Won 79-61	\$50,000,000	8,600
Louisville	KFC Yum! Center	11/16/2011	Butler	Won 88-73	\$238,000,000	22,000
Miami	Watsco Center	1/4/2003	North Carolina	Won 64-61 OT	\$48,000,000	7,972
North Carolina	Dean E. Smith Center	1/18/1986	Duke	Won 95-92	\$33,800,000	21,750
NC State	Lenovo Center	11/19/1999	Georgia	Won 67-63	\$158,000,000	19,700
Notre Dame	Purcell Pavilion at the Joyce Center	12/7/1969	UCLA	Lost 77-75	\$8,800,000	9,149
Pitt	Petersen Events Center	12/23/2002	Duquesne	Won 82-67	\$100,000,000	12,500
SMU	Moody Coliseum	12/3/1956	McMurry	Won 113-36	\$2,500,000	7,000
Stanford	Maples Pavilion	1/3/1969	BYU	Lost 95-89	\$3,240,000	7,233
Syracuse	JMI Wireless Dome	11/29/1981	Columbia	Won 108-81	\$26,850,000	35,446
Virginia	John Paul Jones Arena	11/12/2006	Arizona	Won 93-90	\$129,800,000	14,623
Virginia Tech	Cassell Coliseum	1/3/1962	Alabama	Won 91-67	\$2,700,000	9,275
Wake Forest	Lawrence Joel Coliseum	11/11/1989	Davidson	Won 84-65	\$26,000,000	14,665

ACC TEAMS AMONG NATION'S LEADERS IN ATTENDANCE

ACC programs consistently draw some of the largest home crowds of any league nationally.

The ACC drew over 2.4 million spectators for the 10th straight non-pandemic season in 2023-24. The league's 15 schools totaled 2,644,743 over 252 home games (2,543,368) as well as seven sessions during the ACC Championship (101,810).

North Carolina led the nation in average attendance for the second straight season in 2023-24, averaging 20,593 per game. Syracuse was just behind in second (20,288), while Virginia (17th, 13,992) and NC State (19th, 13,491) also were among the top 20 schools nationally. As a league, the ACC recorded a 10,092 per game average for all on-campus games and 10,810 for conference games.

2023-24 ACC ATTENDANCE (RANK BY AVERAGE)

NCAA Rank & School	G	Total	Avg.
1 North Carolina	15	308,895	20,593
2 Syracuse	16	324,603	20,288
17 Virginia	16	237,872	13,992
19 NC State	17	229,346	13,491
28 Louisville	18	207,067	11,504
43 Duke	18	167,652	9,314
47 Pitt	18	157,535	8,752
48 Wake Forest	19	164,948	8,681
61 Clemson	16	123,289	7,706
66 Virginia Tech	17	127,750	7,515
73 Miami	17	121,706	7,159
82 Florida State	17	106,260	6,251
83 Notre Dame	17	103,638	6,096
92 Boston College	16	87,895	5,493
101 Georgia Tech	15	74,912	4,994
ACC Tournament	7	101,375	14,482
Total Home Attendance	252	2,543,368	10,092
Conference-Only	150	1,621,467	10,810

ACC HOME COURT RECORDS

During the 2023-24 season, ACC home teams went 92-58 (61.3%) in conference play.

HOME COURT W-L RECORDS

Arenas	Games	Won	Lost	Pct.
Cameron Indoor Stadium (Duke)	1135	961	174	.847
Smith Center (UNC)	567	479	87	.845
Carrier Dome (Syracuse)	777	635	142	.817
John Paul Jones Arena (UVa)	302	246	56	.815
KFC Yum! Center (UL)	250	190	60	.760
Purcell Pavilion (ND)	912	710	202	.779
Petersen Events Center (Pitt)	395	304	91	.770
Cassell Coliseum (VT)	864	652	212	.755
Tucker Center (FSU)	653	484	169	.741
Littlejohn Coliseum (Clemson)	853	622	231	.729
PNC Arena (NCSU)	438	318	120	.726
Lawrence Joel Coliseum (WF)	557	406	151	.729
Watsco Center (Miami)	345	246	99	.713
Maples Pavilion (Stanford)	827	584	243	.706
Moody Coliseum (SMU)	949	655	294	.690
Haas Pavilion (Cal)	422	288	134	.682
McCamish Pavillion (GT)	207	132	75	.638
Conte Forum (BC)	587	370	217	.630

ACC ALL-GAME HOME COURT WIN STREAKS

School	Years	Total
1. Duke	1998-00	46
2. Duke	2009-12	45
3. Duke	2012-15	41
Duke	2001-04	41
5. NC State	1972-75	36
Duke	1991-93	36
7. Virginia	1980-83	34
8. Florida State	2019-20	27
9. Clemson	1988-91	26
Maryland	1979-81	26

CONFERENCE GAMES HOME COURT W-L

Year	W-L	Pct.	Year	W-L	Pct.
1954	22-14	.595	1991	38-18	.679
1955*	29-26	.527	1992	45-27	.625
1956	35-20	.649	1993	41-31	.569
1957	39-15	.722	1994	49-23	.681
1958	34-20	.630	1995	47-25	.653
1959	35-17	.673	1996	46-26	.639
1960	31-19	.620	1997	45-27	.625
1961	32-18	.640	1998	42-30	.583
1962	31-19	.620	1999	47-25	.653
1963	28-24	.539	2000	46-26	.639
1964	34-16	.680	2001	44-28	.611
1965	33-19	.635	2002	46-26	.639
1966	35-18	.660	2003	53-19	.736
1967	28-24	.539	2004	47-25	.653
1968	31-20	.608	2005	55-33	.625
1969	28-20	.583	2006	60-36	.625
1970	29-20	.592	2007	63-33	.656
1971	41-15	.732	2008	58-38	.604
1972	28-10	.737	2009	61-35	.635
1973	27-13	.675	2010	66-30	.688
1974	26-16	.571	2011	63-33	.656
1975	28-14	.567	2012	58-38	.604
1976	24-18	.571	2013	74-34	.686
1977	21-19	.583	2014	77-58	.571
1978	30-12	.714	2015	76-59	.562
1979	27-15	.643	2016	89-46	.659
1980^	42-14	.750	2017	93-42	.689
1981	33-23	.589	2018	85-50	.630
1982	33-23	.589	2019	80-55	.593
1983	36-20	.643	2020	91-59	.607
1984	34-22	.607	2021	80-41	.661
1985	35-21	.625	2022	83-67	.553
1986	33-23	.589	2023	96-54	.640
1987	30-26	.536	2024	92-58	.613
1988	35-21	.625			
1989	39-17	.696			
1990	36-20	.643			
				3304-1945	.629

*Lowest; ^Highest

DUKE-SYRACUSE SET ON-CAMPUS ATTENDANCE RECORD OF 35,642

Duke and Syracuse set the national college basketball on-campus attendance record on Feb. 23, 2019, with a crowd of 35,642 watching as the top-ranked Blue Devils won, 75-65, at the Carrier Dome. That mark broke the record of 35,446 the two programs set twice previously at the Carrier Dome. On Feb. 14, 2015, a Carrier Dome crowd of 35,446 watched the fifth-ranked Blue Devils defeat the Orange, 80-72 and on Feb. 1, 2014, when second-ranked Syracuse topped No. 17 Duke 91-89 in overtime.

ACC TOURNAMENT HISTORY



The first 13 ACC Tournaments were held in NC State's Reynolds Coliseum (1954-66). The Wolfpack had a 20-8 ACC Tournament record during that period and won the league title five times. Maryland became the first non-North Carolina team to win the league crown in 1958, when Bud Millikan's fourth-seeded Terrapins defeated Virginia, Duke and North Carolina en route to the championship. In 2017 Duke became the first No. 5 seed to claim the title by winning four games. Because of the COVID-19 pandemic, the 2020 ACC Tournament was the first in league history to not be completed.

OFFICIAL CHAMPION

Contrary to popular belief, the ACC basketball champion has not always been "officially" declared in the Tournament. The ACC merely copied the old Southern Conference by-laws, and the term pertaining to basketball just read: "Beginning December 1 and ending with the conference basketball tournament." With 17 Southern Conference teams, it didn't pay to be too detailed. In the early years of the Tournament, unofficially, and by custom, everyone regarded the Tournament champion as the ACC champion. But it wasn't until July 1, 1961, that the words "and the winner shall be the conference champion" were added to the ACC by-laws.

ACC TOURNAMENT RECORDS

CHAMPIONSHIPS BY SCHOOL

	Titles	Most Recent
Duke	22	2023
North Carolina	18	2016
NC State	11	2024
Georgia Tech	4	2021
Wake Forest	4	1996
Virginia	3	2018
Maryland	3	2004
Notre Dame	1	2015
Miami	1	2013
Florida State	1	2012
South Carolina	1	1971
Virginia Tech	1	2022

W-L RECORDS

	Years	W-L	Pct.
Duke	1954-2019, '21-24	110-47	.701
North Carolina	1954-60, 1962-2024	108-53	.671
NC State	1954-24	79-59	.572
Notre Dame	2014-24	12-9	.571
Miami	2005-24	19-19	.500
Maryland	1954-90, 1992-2014	47-57	.451
Boston College	2006-24	15-19	.441
Virginia Tech	2005-24	15-19	.441
South Carolina	1954-71	13-17	.433
Pitt	2014-24	8-11	.421
Georgia Tech	2006-24	29-40	.420
Virginia	1954-2019, '21-24	47-66	.416
Wake Forest	1954-2024	46-67	.407
Florida State	1992-2019, '21-24	21-31	.404
Syracuse	2014, 2016-24	5-9	.357
Louisville	2015-19, '21-24	3-8	.373
Clemson	1954-2024	22-70	.241

WINS BY COACH

	Years	Wins
Mike Krzyzewski, Duke	1981-2022	69
Dean Smith, UNC	1962-97	58
Roy Williams, UNC	2004-21	29
Vic Bubas, Duke	1960-69	22
Gary Williams, Maryland	1990-2011	18
Frank McGuire, USC/UNC	1954-61, 65-71	18

INDIVIDUAL CAREER RECORDS

Points			
J.J. Redick, Duke	2003-06	225	
Len Chappell, Wake Forest	1960-62	220	
Tim Duncan, Wake Forest	1994-97	202	
Lennie Rosenbluth, UNC	1955-57	196	
Art Heyman, Duke	1961-63	193	

Scoring Average (min. 2 tournaments)

Buzzy Wilkinson, Virginia	1954-55	34.7
Lennie Rosenbluth, UNC	1955-57	32.7
Grady Wallace, South Carolina	1956-57	30.3
Len Chappell, Wake Forest	1960-62	27.5
Bill Yarborough, Clemson	1954-56	26.3

Rebounds

Tim Duncan, Wake Forest	1994-97	139
Ronnie Shavlik, NC State	1954-56	136
Carroll Youngkin, Duke	1959-61	118
Mike Gminski, Duke	1977-80	118
Armando Bacot, UNC	2020-24	117

Assists

Ed Cota, North Carolina	1997-00	68
Steve Blake, Maryland	2000-03	64
Drew Barry, Georgia Tech	1993-96	61
Jason Williams, Duke	2000-02	60
Bobby Hurley, Duke	1990-93	58
Chris Duhon, Duke	2001-04	58

Blocked Shots

Tim Duncan, Wake Forest	1994-97	41
Shelden Williams, Duke	2003-06	33
Mike Gminski, Duke	1977-80	26
Eric Montross, North Carolina	1991-94	19
John Salley, Georgia Tech	1983-86	18
Cherokee Parks, Duke	1992-95	18

Steals

Christian Laettner, Duke	1983-92	31
Derrick Phelps, North Carolina	1991-94	24
Shane Battier, Duke	1998-2001	24
Chris Duhon, Duke	2001-04	24
Mark Price, Georgia Tech	1983-86	23
Justin Gainey, NC State	1997-2000	23

PLAYER TO COACH

Since the inaugural ACC Tournament in 1954, 11 men have played in and then later coached in the event. Sidney Lowe, Bucky Waters and Matt Doherty are the only ACC head coaches to play for an ACC champion. Waters played for the 1956 ACC Champion Wolfpack while Lowe was on the 1983 NC State championship squad. Doherty appeared in every game for North Carolina in the Tar Heels' ACC title years of 1981 and 1982.

Name	As A Player	As A Coach
Lefty Driesell	Duke 1954	Maryland 1970-86
Jackie Murdock	Wake Forest 1955-57	Wake Forest 1966
Bucky Waters	NC State 1958	Duke 1970-73
Les Robinson	NC State 1963-64	NC State 1991-96
Gary Williams	Maryland 1965-67	Maryland 1990-2011
Bobby Cremins	South Carolina 1968-70	Georgia Tech 1982-2000
Jeff Jones	Virginia 1979-82	Virginia 1991-98
Sidney Lowe	NC State 1980-82	NC State 2007-11
Matt Doherty	North Carolina 1981-84	North Carolina 2001-03
Jeff Capel	Duke 1994-97	Pitt 2019-present
Jon Scheyer	Duke 2007-10	Duke 2023-present

ACC TOURNAMENT ATTENDANCE BY FACILITY

Building	City	No.	Total Att.	Last
Greensboro Coliseum	Greensboro, N.C.	29	2,560,220	2023
Reynolds Coliseum	Raleigh, N.C.	13	600,000	1966
Charlotte Coliseum (2nd)	Charlotte, N.C.	8	868,256	2002
MCI/Verizon Center/ Capital One Arena	Washington, D.C.	3	354,797	2024
Barclays Center	Brooklyn, N.Y.	3	316,659	2022
Capital Centre	Landover, Md.	3	212,048	1987
The Omni	Atlanta, Ga.	3	200,676	1989
Charlotte Coliseum (1st)	Charlotte, N.C.	3	139,328	1970
Charlotte Bobcats Arena/ Spectrum Center	Charlotte, N.C.	2	248,458	2019
Georgia Dome	Atlanta, Ga.	2	340,637	2009
St. Pete Times Forum	Tampa, Fla.	1	133,614	2007
Philips Arena	Atlanta, Ga.	1	117,201	2012
Totals		71	6,091,894	

ACC TOURNAMENT FUTURE SITES & DATES

March 11-15, 2025

Spectrum Center, Charlotte, N.C.

March 10-14, 2026

Spectrum Center, Charlotte, N.C.

March 9-13, 2027

Greensboro Coliseum, Greensboro, N.C.

March 7-11, 2028

Spectrum Center, Charlotte, N.C.

March 6-10, 2029

Greensboro Coliseum, Greensboro, N.C.

1974: NC STATE 103, MARYLAND 100 (OT)

Considered one of the greatest games in college basketball history ... NC State entered the game 25-1 and as the nation's top-ranked team while Maryland was 23-4 and ranked fourth ... against ACC opponents, State had not been beaten in 31 straight games while the Terps were making their third straight ACC title game appearance ... 15,541 were in attendance at the newly renovated Greensboro Coliseum even though that figure seems to have grown three-fold as the years pass ... for 40 minutes, both teams ran and dared each other to greatness, and when time expired, they were still even ... for five more minutes, they went at each other again ... it came down to the final six seconds before State's Monte Towe converted a 1-and-1 clinching a 103-100 victory for State ... the Terps shot 61 percent from the floor while the Wolfpack made 55 percent ... four Terrapins played all 45 minutes ... State's Tom Burleson made 18 of 25 shots for a game-high 38 points to go along with his 13 rebounds and earned the Everett Case Award, given to the MVP of the ACC Tournament.

1974 ACC Championship Game

NC State (103)	MP	FG	FT	RB	A	PF	PTS
David Thompson	43	10-24	9-11	5	3	2	29
Tim Stoddard	19	2-3	0-2	6	1	1	4
Tom Burleson	39	18-25	2-4	13	2	3	38
Monte Towe	41	7-11	3-4	2	8	2	17
Mo Rivers	42	4-13	0-1	5	1	4	8
Phil Spence	34	3-4	1-4	6	0	2	7
Mark Moeller	7	0-0	0-0	0	0	0	0
Totals	225	44-80	15-26	37	15	14	103

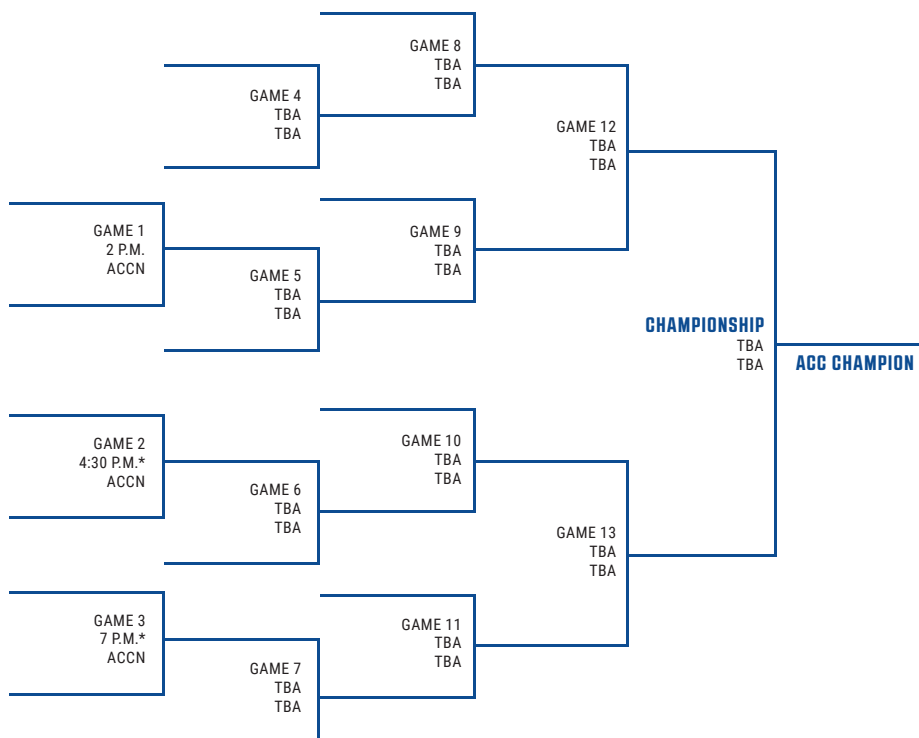
Maryland (100)	MP	FG	FT	RB	A	PF	PTS
Tom McMillen	45	11-16	0-0	7	5	1	22
Owen Brown	26	7-9	0-0	2	0	5	14
Len Elmore	45	7-12	4-5	13	0	3	18
John Lucas	45	9-20	0-1	3	10	4	18
Mo Howard	45	10-15	2-2	3	5	1	22
Tom Roy	12	3-4	0-0	0	0	1	6
Billy Hahn	7	0-1	0-0	0	0	1	0
Totals	225	47-77	6-8	31	20	19	100

NC State	50	47	6	= 103
Maryland	55	42	3	= 100
Attendance:	15,541			

1978

The 1978 ACC Tournament was unique in several respects. It was the first tournament that every team entered with a winning overall record. It also marked the first time that non-ACC officials were hired. In addition, a national TV audience watched the title game for the first time. Concerned that a Saturday afternoon final after Friday night semifinals would cause fatigue, administrators scheduled the first two rounds for Wednesday and Thursday with no games on Friday. A young Duke team that started two freshmen, two sophomores and a junior captured the title, downing Wake Forest, 85-77, in the championship game.

FIRST ROUND TUESDAY, MARCH 11
SECOND ROUND WEDNESDAY, MARCH 12
QUARTERFINALS THURSDAY, MARCH 13
SEMIFINALS FRIDAY, MARCH 14
CHAMPIONSHIP SATURDAY, MARCH 15



All ACC Tournament games also will be available via the ESPN app.

*Denotes approximate time

1954

The inaugural ACC Tournament was held at Reynolds Coliseum in Raleigh, N.C., on March 4-6, 1954 ... Tournament session tickets were sold at two prices, \$9 and \$6 ... a total of 39,200 fans attended the tournament, but only the Saturday semifinals were a sellout ... Thursday attracted 6,800 for the afternoon session and 8,500 in the evening ... Sunday's championship game between Wake Forest and NC State drew 900 under capacity ... in all, the league grossed \$70,252 in revenue that first year.



Wake Forest vs. South Carolina - 1954 First Round



ACC SETS NCAA ATTENDANCE RECORD

The 2001 ACC Tournament, held March 8-11 at the Georgia Dome in Atlanta, was the most attended conference basketball tournament in NCAA history. With pre-tournament ticket sales in excess of 40,000, the ACC established NCAA attendance records for:

Total Attendance (182,525)
Per Session Attendance (36,505)
Single Session Attendance (40,083)



NCAA TOURNAMENT W-L RECORDS BY SCHOOL

School	App.	Won	Lost	Pct.	NCAA Title	Title Game	Final Four	Elite Eight	Sweet 16	Last App
Duke	46	122	41	.748	5	11	17	24	29	2024
North Carolina	53	133	50	.727	6	12	21	27	31	2024
Syracuse*	41	70	41	.631	1	3	6	9	21	2021
Louisville*	43	76	44	.633	3	3	10	14	21	2019
NC State*	29	41	28	.594	2	2	4	7	8	2024
Stanford	17	23	16	.590	1	1	2	2	5	2014
Virginia	26	35	25	.583	1	1	3	7	10	2024
Georgia Tech	17	23	17	.575	0	1	2	4	7	2021
Florida State	18	23	18	.561	0	1	1	3	7	2021
Wake Forest	23	28	23	.549	0	0	1	6	10	2017
Miami	12	15	12	.556	0	0	1	2	5	2023
Boston College	18	22	19	.537	0	0	0	3	8	2009
Cal*	19	20	19	.513	1	1	3	0	2	2016
Clemson*	14	14	14	.500	0	0	0	2	5	2024
Notre Dame	37	40	41	.494	0	0	1	7	10	2022
Pitt	27	26	28	.481	0	0	1	3	5	2023
SMU	12	10	14	.417	0	0	1	2	0	2017
Virginia Tech	13	8	13	.381	0	0	0	1	2	2022
Former Members										
Maryland (1954-2014)	24	38	23	.623	1	1	2	4	11	2010
South Carolina (1954-71)	1	0	2	.000	0	0	0	0	0	1971
Current Members	465	729	463	.612	20	36	74	123	186	
ACC Year by Year	267	487	255	.656	15	28	50	85	136	

*includes games vacated by NCAA

Elite 8 Records begin in 1951, the first year that all teams in the tournament were be required to win at least one game to advance to the Elite 8.

Sweet 16 Records begin in 1975, the first year that all teams in the tournament were required to win at least one game to advance to the Sweet 16.

ACC SUCCESS IN NCAA TOURNAMENT

• Based on yearly conference membership, the ACC leads all leagues with 487 wins all-time. The ACC also has the highest NCAA Tournament winning percentage (65.6%).

• With 729 wins among its 18 current members, the ACC is the all-time winningest conference in the NCAA Tournament.

• Three of the last nine and eight of the last 23 NCAA Championships have been won by teams currently competing in the ACC.

• Current ACC teams have played in five of the last 10 NCAA Championship Games.

• The ACC has had at least one Final Four team in 34 of the last 47 years. Including NC State in 2024, 50 ACC teams have reached the Final Four.

• The ACC has posted 10 or more NCAA Tournament wins in seven of the last nine seasons and 21 times overall.

• Since the tournament expanded in 1985, ACC teams have combined for a .500 or better record in 37 of 39 NCAA Tournaments.

ACC IN THE LAST NINE TOURNAMENTS

• The ACC is 111-57 (66.1%) in NCAA Tournament play over the last nine tournaments (2015-19, '21-24), with three championships. The total of 111 wins is 28 more than any other conference. Over this span, ACC teams are 103-48 (68.2%) against non-conference opposition as league teams have met head-to-head eight times.

• The ACC has recorded the most wins or tied for the most wins of any conference in seven of the last nine tournaments and has clinched the most wins in the 2024 tournament with 12.

ACC.....111-57	SEC.....69-55
Big 12.....83-59	Big East.....63-42
Big Ten.....80-64	Pac-12.....53-36

ACC CONSISTENCY OF EXCELLENCE

• While the ACC's NCAA-record streak of 32 straight NCAA tournaments with a .500 or better record came to an end in 2021, the ACC has started a new streak with winning records in each of the last three seasons.

• Over the 32-year span of the ACC's streak, the Big East (3), Big Ten (4), Big 12 (8), SEC (9) and Pac-12 (13) endured losing NCAA tournament seasons at least three times each.

ACC IS SWEET 16 FRIENDLY

• In the modern era (since 1985) nearly half of the ACC teams which earned NCAA Tournament bids have reached the Sweet 16 (105 of 214).

• Over the last nine tournaments, 31 of 60 (51.7%) ACC NCAA tourney teams have reached the Sweet 16, including an NCAA league-record six in 2016 and five in 2019.

• The ACC's 31 Sweet 16 teams over the last nine tournaments marks the most of any conference.

• The ACC has had at least one team in the Sweet 16 in 44 consecutive tournaments, dating to 1980, by far the longest active streak among all conferences.

• The ACC has had nine different schools (15 total) make the Sweet 16 in the last five tournaments – both totals are the most of any conference.

• At least three ACC teams advanced to the NCAA regional semis in six of the last nine tournaments.

ACC SETS NCAA TOURNAMENT FIVE-YEAR WIN MARK

• The ACC combined to win a record 74 NCAA Tournament games from 2015-19, eclipsing the previous five-year record of 65 set by the ACC from 1989-93 and 2014-18.

ACC.....2015-19....74	Big East . 2009-13.....64
ACC.....2014-18....65	Big East . 1985-89.....64
ACC.....1989-93....65	ACC 1990-94.....63

ACC IN NCAA TOURNAMENT - YEAR BY YEAR

Year	Teams	Sweet 16	Reg. Final	Final Four	W-L
2024	5	4	3	1	12-5
2023	5	1	1	1	7-5
2022	5	3	3	2	14-5
2021	7	2	0	0	4-7
2020	No Tournament held (COVID-19 pandemic)				
2020-29	22	10	7	4	37-22 (.627)
2019	7	5	2	1	15-6
2018	9	4	2	0	12-9
2017	9	1	1	1	11-8
2016	7	6	4	2	19-7
2015	6	5	3	1	17-5
2014	6	1	0	0	6-6
2013	4	2	1	0	6-4
2012	5	2	1	0	6-5
2011	4	3	1	0	8-4
2010	6	1	1	1	9-5
2010-19	63	30	16	6	109-59 (.649)
2009	7	2	1	1	9-6
2008	4	1	1	1	6-4
2007	7	1	1	0	7-7
2006	4	2	0	0	6-4
2005	5	3	1	1	12-4
2004	6	3	2	2	14-6
2003	4	2	0	0	5-4
2002	4	2	1	1	10-3
2001	6	2	2	2	11-5
2000	3	2	1	1	7-3
2000-09	50	20	10	9	87-46 (.654)
1999	3	2	1	1	7-3
1998	5	3	2	1	10-5
1997	6	2	1	1	8-6
1996	6	2	1	0	6-6
1995	4	4	2	1	11-4
1994	5	2	1	1	10-5
1993	6	4	2	1	14-5
1992	5	4	1	1	12-4
1991	6	2	2	2	13-5
1990	5	4	2	2	14-5
1990-99	51	29	15	11	105-48 (.686)
1989	6	4	2	1	12-6
1988	5	2	2	1	9-5
1987	6	2	1	0	5-6
1986	6	4	2	1	13-6
1985	5	4	3	0	12-5
1984	5	4	2	1	8-5
1983	4	3	3	1	11-3
1982	4	2	1	1	7-3
1981	4	2	2	2	9-4
1980	5	3	2	0	6-5
1980-89	50	30	20	8	92-48 (.657)
1979	2	0	0	0	0-2
1978	2	1	1	1	4-2
1977	2	2	2	1	6-2
1976	2	0	0	0	0-2
1975	2	2	1	0	4-2
1974	1	-	1	1	4-0
1973	1	-	1	0	1-1
1972	1	-	1	1	3-1
1971	1	-	0	0	0-2
1970	1	-	0	0	1-1
1970-79	15	-	7	4	23-15 (.605)
1969	1	-	1	1	2-2
1968	1	-	1	1	3-1
1967	1	-	1	1	2-2
1966	1	-	1	1	3-1
1965	1	-	0	0	1-1
1964	1	-	1	1	3-1
1963	1	-	1	1	3-1
1962	1	-	1	1	4-1
1961	1	-	1	0	2-1
1960	1	-	1	0	2-1
1960-69	10	-	9	7	25-12 (.675)
1959	1	-	0	0	0-1
1958	1	-	0	0	2-1
1957	1	-	1	1	5-0
1956	1	-	0	0	0-1
1955	1	-	0	0	0-1
1954	1	-	0	0	2-1
1954-59	6	-	1	1	9-5 (.643)

NCAA CHAMPIONSHIPS BY CURRENT ACC SCHOOLS

Year	School	Head Coach
2019	Virginia	Tony Bennett
2017	North Carolina	Roy Williams
2015	Duke	Mike Krzyzewski
2013	Louisville*^	Rick Pitino
2010	Duke	Mike Krzyzewski
2009	North Carolina	Roy Williams
2005	North Carolina	Roy Williams
2003	Syracuse^	Jim Boeheim
2001	Duke	Mike Krzyzewski
1993	North Carolina	Dean Smith
1992	Duke	Mike Krzyzewski
1991	Duke	Mike Krzyzewski
1986	Louisville^	Denny Crum
1983	NC State	Jim Valvano
1982	North Carolina	Dean Smith
1980	Louisville^	Denny Crum
1974	NC State	Norman Sloan
1957	North Carolina	Frank McGuire

*later vacated; ^prior to joining ACC

ACC HOLDS NCAA TOURNAMENT SINGLE-SEASON WIN MARK

- Since 2015, the ACC has recorded three of the top five NCAA Tournament win totals all-time for a conference.
- ACC teams combined to win a record 19 NCAA Tournament games in 2016.

ACC.....2016	19	ACC.....2019	15
Big East.....1985	18	Big Ten.....2000	15
ACC.....2015	17	Big Ten.....1989	15
Big East.....2009	17		

ACC'S NCAA CHAMPIONS

- Teams currently in the ACC have combined to win 17 NCAA Championships, most recently Virginia in 2019.
- North Carolina leads the way with six national titles, followed by Duke with five, Louisville two, NC State two, Syracuse one and Virginia one.
- Maryland won the NCAA title in 2002 during its time in the ACC.
- The ACC has had at least one Final Four team in 34 of the last 47 years.

ACC TEAMS AMONG NCAA TOURNAMENT WIN LEADERS

- With two wins in the 2022 tournament, North Carolina ranks No. 1 all-time in NCAA Tournament history with 133 wins. Duke (122), Syracuse (70) and Louisville (61) rank third, seventh and 10th, respectively.

All-Time NCAA Tournament Wins

North Carolina..ACC	133	Michigan St. ... Big Ten	74
Kentucky.....SEC	130	Syracuse.....ACC	70
Duke.....ACC	122	Indiana..... Big Ten	68
Kansas..... Big 12	117	Villanova..... Big East	67
UCLA..... Pac-12	109	Louisville.....ACC	61

NCAA TOURNAMENT W-L RECORDS

Based on Yearly Conference Membership

Conference	Years	G	Won	Lost	Pct.
Atlantic Coast	1954-24	742	487	255	.656
Big East	1980-24	594	365	229	.614
Big Ten	1939-24	751	457	294	.609
Pac-12	1939-24	527	312	215	.592
Southeastern	1939-24	607	356	251	.586
Big 12	1997-24	372	217	155	.583
West Coast	1953-24	192	98	94	.510
American Athletic	2014-24	53	27	26	.509
Conference USA	1996-24	120	60	60	.500
Missouri Valley	1939-24	219	107	112	.489
Atlantic 10	1977-24	224	104	120	.464
Big West	1970-24	109	44	65	.404
Horizon	1982-24	84	33	51	.393
Western Athletic	1963-24	175	68	107	.389
Coastal (CAA)	1975-24	73	27	46	.370
Ivy League	1939-24	132	46	86	.348
Mountain West	2000-24	94	30	64	.319
Sun Belt	1977-24	91	28	63	.308
Southern	1939-24	113	33	80	.292
Mid-American	1953-24	112	32	80	.286
Ohio Valley	1969-24	102	27	75	.265
Southland	1969-24	68	18	50	.265
Summit	1986-24	51	12	39	.235
Southwestern	1980-24	52	9	43	.173
America East	1980-24	53	9	44	.170
Mid-Eastern	1981-24	50	8	42	.160
Northeast	1982-24	50	8	42	.160
Big Sky	1968-24	69	11	58	.159
Metro Atlantic	1984-24	49	7	42	.143
Atlantic Sun	1981-24	50	7	43	.140
Patriot	1991-24	36	4	32	.111
Big South	1991-24	36	4	32	.111

NOTE: Full NCAA Tournament results for ACC teams located on pages 225-237 of this book.

ACC NO. 1 SEEDS

Since the NCAA started assigning seeds in 1979, the ACC has produced more No. 1 seeds (41) than any other conference, has the best winning percentage as a No. 1 seed (.825) and is the only conference to have a .500 record (30-29) in games versus No. 1 seeds.

NO. 1 SEED BY CONFERENCE (SINCE 1979)

Conference	No. 1	W-L	Pct.
1. Atlantic Coast	41	139-30	.822
2. Big East	26	77-21	.786
Big Ten	26	83-24	.776
4. Southeastern	19	65-17	.793
5. Big 12	18	51-14	.785
6. Pacific-12	17	43-16	.729
7. Big Eight	8	21-8	.724
8. West Coast	5	16-5	.762
Independents	5	3-5	.375
10. Atlantic 10	3	10-3	.769
Conference USA	3	9-3	.750
12. Big West	2	10-1	.909
Southwest	2	7-2	.778
Missouri Valley	2	5-2	.714
15. Pacific Coast	1	4-1	.800
American	1	2-1	.667
Metro	1	3-1	.750

NCAA TOURNAMENT WIN PCT. SINCE 1985

Conference	Teams	Record	Pct.
Atlantic Coast	214	382-198	.659
Big East	223	325-204	.614
Southeastern	199	276-184	.600
Big Ten	237	330-224	.596
Big 12	158	208-144	.591
Pac-12	161	201-151	.571

SWEET 16 APPEARANCES SINCE 1985

Conference	NCAA App.	Sweet 16	Pct.
Atlantic Coast	214	105	.491
Southeastern	199	78	.392
Big East	223	86	.385
Pac-12	161	62	.385
Big Ten	237	85	.359
Big 12	157	51	.325

REGIONAL FINALS SINCE 1985

Conference	NCAA App.	Reg Final	Pct.
Atlantic Coast	214	58	.271
Big 12	157	32	.204
Big East	223	47	.211
Southeastern	199	40	.201
Big Ten	237	42	.177
Pac-12	161	26	.161

FINAL FOURS SINCE 1985

Conference	NCAA App.	Final Four	Pct.
Atlantic Coast	214	33	.154
Big Ten	237	26	.110
Southeastern	199	21	.106
Big East	223	22	.099
Pac-12	161	12	.075
Big 12	157	11	.070

***NOTE:** NCAA Tournament expanded to 64 teams in 1985.

ALL-TIME NO. 1 SEEDS

North Carolina.....	18
Duke.....	14
Virginia.....	7
Syracuse.....	3
Louisville.....	2
Pitt.....	2
Notre Dame.....	1
Wake Forest.....	1

BEATING NO. 1 SEED

Duke.....	10
North Carolina.....	9
Syracuse.....	5
Louisville.....	3
NC State.....	3
Boston College.....	2
Virginia.....	2
Florida State.....	1
Georgia Tech.....	1
Miami.....	1
Wake Forest.....	1

2024-25 SCHEDULE

Date	Opponent	TV	Time
11/4	The Citadel	ACCNX	8 PM
11/8	vs. VCU	CBSSN	6 PM
11/15	Temple	ACCNX	7 PM
11/19	Loyola Maryland	ACCNX	6 PM
11/24	vs. Old Dominion	Flo	7:30 PM
11/25	vs. Missouri State/High Point	Flo	5/7:30 PM
11/26	vs. TBA	Flo	TBD
11/29	Dartmouth	ACCNX	Noon
12/3	South Carolina	ACCN	7 PM
12/7	at Wake Forest	ACCN	Noon
12/15	Stonehill	ACCNX	4 PM
12/21	SMU	The CW	Noon
12/28	Fairleigh Dickinson	ACCN	2 PM
1/1	Miami	ACCN	TBD
1/4	at Georgia Tech	ESPNU	Noon
1/11	Syracuse	The CW	3 PM
1/13	at Notre Dame	ACCN	7 PM
1/18	Duke	ESPN2/U	TBD
1/21	at Virginia	ACCN	7 PM
1/25	at North Carolina	The CW	2:15 PM
2/1	Florida State	ACCN	2 PM
2/5	Louisville	ACCN	7 PM
2/8	at Syracuse	The CW	3:15 PM
2/12	Notre Dame	ESPN2/U	9 PM
2/15	at NC State	ACCN	2 PM
2/18	Virginia Tech	ACCN	9 PM
2/22	Georgia Tech	ACCN	2 PM
2/26	at Stanford	ACCN	9 PM
3/1	at California	ESPN2/U	10 PM
3/5	Clemson	ESPN2/U	7 PM
3/8	at Pitt	ACCN	6 PM

¹Veterans Classic, Annapolis, Md.

²Cayman Islands Classic, George Town, Cayman Islands

³SEC/ACC Challenge

Schedule as of Oct. 23, 2024; all times Eastern

QUICK FACTS

Location: Chestnut Hill, Massachusetts

Founded: 1863

Enrollment: 15,025

Colors: Maroon & Gold

President: Rev. William P. Leahy, S.J.

Athletics Director: Blake James

Arena: Conte Forum (8,606)

MEDIA SERVICES

Men's Basketball Contact: Mike Laprey

Office Phone: 617-552-0504

E-mail: lapreym@bc.edu

Website: BCEagles.com

Twitter: @BCMBB

2024-25 ROSTER

No.	Player	Pos.	Ht.	Wt.	Cl.	Hometown/High School/Previous Schools
0	Chas Kelley III	G	6-3	185	Jr.	Houston, Texas / The Phelps School
1	Dion Brown	G	6-3	185	Jr.	Great Barrington, Mass. / Vermont Academy / UMBC
3	Roger McFarlane	G	6-5	205	Gr.	Fort Lauderdale, Fla. / University School / Southeastern Louisiana
4	Jack Di Donna	G	6-0	185	So.	Boca Raton, Fla. / Saint Andrew's
5	Fred Payne	G	6-2	180	So.	Grambling, La. / Legacy SSS
7	Joshua Beadle	G	6-3	180	Gr.	Columbia, S.C. / Cardinal Newman / Clemson
8	Kany Tchanda	F	6-9	210	Fr.	Kinshasa, Democratic Republic of the Congo / Sunrise Christian Academy
10	Luka Toews	G	6-1	170	Fr.	Tokyo, Japan / The Newman School
11	Nick Petronio	G	6-3	190	Fr.	Needham, Mass. / Milton Academy
13	Donald Hand Jr.	G	6-5	200	So.	Virginia Beach, Va. / Landstown
20	Ethan Soares	G	6-4	225	So.	Houston, Texas / Memorial
22	Jayden Hastings	F	6-9	225	R-Fr.	Orlando, Fla. / IMG Academy
31	Elijah Strong	F	6-8	225	So.	Charlotte, N.C. / Myers Park
32	Chad Venning	F/C	6-10	255	Gr.	Brooklyn, N.Y. / Woodstock Academy / St. Bonaventure

Head Coach: Earl Grant (Georgia College '00)

Assistant Coach: Corey McCrae (Fordham '06)

Assistant Coach: Jim Molinari (Illinois Wesleyan '77)

Assistant Coach: Steve Smith (Morgan State '94)



2023-24 FINAL STATISTICS (20-16, 8-12/11TH ACC)

No. Player	GP-GS	Total MIN	AVG	3-Point FG-FGA	FG%	F-Throw 3FG-3FGA	3FG%	Rebounds FT-FTA	FT%	OFF	DEF	TOT	AVG	PF	DQ	A	TO	BLK	STL	PTS	AVG
12 POST, Wuinten	35-35	1116	31.9	222-433	.513	50-116	.431	101-123	.821	72	213	285	8.1	100	3	100	86	61	30	595	17.0
ACC-Only	19-19	614	32.3	107-216	.495	24-59	.407	58-74	.784	31	112	143	7.5	64	3	47	47	31	18	296	15.6
1 HARRIS Jr., Claudell	35-28	1105	31.6	169-419	.403	88-238	.370	52-73	.712	11	117	128	3.7	45	1	72	40	2	29	478	13.7
ACC-Only	20-15	626	31.3	88-233	.378	44-130	.338	32-47	.681	7	70	77	3.9	28	1	48	26	2	14	252	12.6
3 ZACKERY, Jaeden	36-36	1220	33.9	153-316	.484	32-79	.405	70-85	.824	23	96	119	3.3	78	0	152	71	3	63	408	11.3
ACC-Only	20-20	692	34.6	78-176	.443	20-48	.417	41-49	.837	13	52	65	3.3	49	0	82	43	1	36	217	10.9
21 MCGLOCKTON, Devin	36-36	1077	29.9	149-259	.575	22-60	.367	48-66	.727	95	131	226	6.3	112	5	44	36	29	20	368	10.2
ACC-Only	20-20	642	32.1	96-162	.593	15-39	.385	29-42	.690	51	76	127	6.4	60	3	27	25	14	13	236	11.8
45 MADSEN, Mason	36-15	814	22.6	101-252	.401	60-159	.377	30-31	.968	15	110	125	3.5	54	0	50	37	8	22	292	8.1
ACC-Only	20-10	454	22.7	63-149	.423	38-97	.392	20-21	.952	9	50	59	3.0	27	0	31	22	4	10	184	9.2
13 HAND Jr., Donald	34-0	493	14.5	56-157	.357	25-73	.342	34-44	.773	11	54	65	1.9	34	0	11	13	6	11	171	5.0
ACC-Only	18-0	218	12.1	26-72	.361	13-34	.382	6-11	.545	4	20	24	1.3	20	0	2	6	3	5	71	3.9
10 ALIGBE, Prince	35-21	650	18.6	64-147	.435	5-34	.147	31-50	.620	30	89	119	3.4	51	0	20	30	4	15	164	4.7
ACC-Only	19-10	350	18.4	37-79	.468	45-101	.211	12-23	.522	12	51	63	3.3	28	0	10	18	3	5	90	4.7
0 KELLEY III, Chas	27-7	417	15.4	34-96	.354	13-52	.250	18-28	.643	7	30	37	1.4	41	0	43	40	2	16	99	3.7
ACC-Only	16-4	270	16.9	20-54	.370	7-28	.250	12-20	.600	4	16	20	1.3	26	0	27	26	1	11	59	3.7
31 STRONG, Elijah	19-1	130	6.8	21-40	.525	3-10	.300	7-14	.500	6	7	13	0.7	13	0	3	4	0	1	52	2.7
ACC-Only	7-1	53	7.6	9-17	.529	2-4	.500	1-4	.250	2	5	7	1.0	4	0	0	2	0	0	21	3.0
5 PAYNE, Fred	5-0	24	4.8	3-11	.273	0-3	.000	2-2	1.000	1	3	4	0.8	2	0	3	1	0	1	8	1.6
ACC-Only	0-0	0	0.0	0-0	.000	0-0	.000	0-0	.000	0	0	0	0.0	0	0	0	0	0	0	0	0.0
4 ATIYEH, Abe	4-1	6	1.5	1-3	.333	1-1	1.000	0-0	.000	0	0	0	0.0	0	0	0	1	0	0	3	0.8
ACC-Only	1-1	1	1	1-1	1.000	1-1	1.000	0-0	.000	0	0	0	0.0	0	0	0	0	0	0	3	3.0
2 MIGHTY, Armani	35-0	195	5.6	9-22	.409	0-0	.000	11-23	.478	19	23	42	1.2	36	0	8	9	9	4	29	0.8
ACC-Only	19-0	105	5.5	5-12	.417	0-0	.000	4-14	.286	13	11	24	1.3	20	0	4	7	4	2	14	0.7
15 DI DONNA, Jack	1-0	1	1.0	0-0	.000	0-0	.000	0-0	.000	0	0	0	0.0	0	0	0	0	0	0	0	0.0
ACC-Only	0-0	0	0.0	0-0	.000	0-0	.000	0-0	.000	0	0	0	0.0	0	0	0	0	0	0	0	0.0
33 JACKSON, Asher	1-0	1	1.0	0-1	.000	0-1	.000	0-0	.000	0	0	0	0.0	0	0	0	1	0	0	0	0.0
ACC-Only	0-0	0	0.0	0-0	.000	0-0	.000	0-0	.000	0	0	0	0.0	0	0	0	0	0	0	0	0.0
20 SOARES, Ethan	1-0	1	1.0	0-0	.000	0-0	.000	0-0	.000	0	0	0	0.0	0	0	0	0	0	0	0	0.0
ACC-Only	0-0	0	0.0	0-0	.000	0-0	.000	0-0	.000	0	0	0	0.0	0	0	0	0	0	0	0	0.0
Total	36	7250	201.4	982-2156	.455	299-826	.362	404-539	.750	339	933	1272	35.3	566	9	506	376	124	212	2667	74.08
ACC-Only	20	4025	201.3	530-1171	.453	168-459	.366	215-305	.705	172	495	667	33.4	326	7	278	224	63	114	1443	72.15
Opponents	36	7250	201.4	932-2121	.439	277-801	.346	446-595	.750	333	902	1235	34.3	541	8	476	386	121	225	2587	71.86
ACC-Only	20	4025	201.3	534-1164	.459	158-434	.364	273-360	.758	175	518	693	34.7	307	5	273	209	63	139	1499	74.95

Date	Opponent	BC		Opp	W/L	Score/ Time	BOSTON COLLEGE						OPPONENTS						Reb Mar	TO BC/Opp
		AP	USA	AP			USA	FG	FG%	3-Pt FG	3-Pt FG%	FT	FT%	FG	FG%	3-Pt FG	3-Pt FG%	FT		
11/6	Fairfield				W	89-70	33-67	.493	11-27	.407	12-15	.800	26-68	.382	10-27	.370	8-13	.615	+12	15/14
11/10	at The Citadel				W	75-71	32-60	.533	4-15	.267	7-10	.700	27-56	.482	10-25	.400	7-10	.700	+3	8/15
11/15	Richmond				W	68-61	22-59	.373	7-18	.389	17-19	.895	24-60	.400	5-19	.263	8-12	.667	+13	11/5
11/18	Harvard				W	73-64	28-73	.384	6-24	.250	11-15	.733	24-61	.393	8-22	.364	8-9	.889	+10	8/14
11/22	vs Colorado St. ¹				L	74-86	24-51	.471	6-16	.375	20-20	1.000	35-63	.556	9-21	.429	7-9	.778	-6	16/14
11/23	at Loyola Chicago ¹				L	68-71	27-64	.422	4-23	.174	10-11	.909	22-53	.415	13-29	.448	14-18	.778	-8	8/16
11/29	at Vanderbilt ²				W	80-62	29-56	.518	10-20	.500	12-17	.706	20-55	.364	6-20	.300	16-21	.762	+1	8/11
12/2	NC State				L OT	78-84	29-67	.433	6-21	.286	14-26	.538	29-65	.446	8-18	.444	18-21	.857	-4	10/13
12/5	Central Conn. St.				W	82-68	30-60	.500	9-25	.360	13-16	.813	24-57	.421	7-20	.350	13-19	.684	-4	9/17
12/8	Holy Cross				W	95-64	35-74	.473	11-29	.379	14-15	.933	19-48	.396	9-26	.346	17-22	.773	+11	5/19
12/10	at St. John's (NY) ³				W	86-80	31-55	.564	5-13	.385	19-28	.679	31-77	.403	4-19	.211	14-16	.875	+2	13/8
12/21	Lehigh				W	85-69	30-59	.508	12-26	.462	13-20	.650	24-59	.407	5-24	.208	16-19	.842	+9	9/10
1/2	Wake Forest				L	78-84	27-65	.415	9-24	.375	15-22	.682	31-58	.534	10-21	.476	12-13	.923	-1	8/10
1/6	at Georgia Tech				W	95-87	35-63	.556	12-23	.522	13-18	.722	32-59	.542	10-23	.435	13-19	.684	-12	5/11
1/10	at Syracuse				L	59-69	24-62	.387	8-29	.276	3-4	.750	23-61	.377	6-21	.286	17-23	.739	+6	22/8
1/13	at Clemson	21	22		L	78-89	30-59	.508	10-25	.400	8-12	.667	32-59	.542	7-20	.350	18-22	.818	-15	8/9
1/15	Notre Dame				W	63-59	21-56	.375	7-18	.389	14-18	.778	21-51	.412	8-20	.400	9-15	.600	-16	3/14
1/20	North Carolina	4	3		L	66-76	19-55	.345	3-17	.176	25-29	.862	25-56	.446	5-17	.294	21-26	.808	-15	4/11
1/23	at Virginia Tech				L	71-76	30-60	.500	6-18	.333	5-9	.556	26-53	.491	8-22	.364	16-16	1.000	+13	15/11
1/27	at Notre Dame				W	61-58	22-50	.440	8-20	.400	9-14	.643	19-52	.365	8-26	.308	12-14	.857	0	12/13
1/30	Syracuse				W	80-75	30-50	.600	10-20	.500	10-17	.588	30-64	.469	8-23	.348	7-14	.500	+10	21/11
2/6	Florida St.				L	62-63	24-59	.407	8-27	.296	6-6	1.000	28-64	.438	5-19	.263	2-4	.500	+8	15/11
2/10	at Duke	9	10		L	65-80	24-59	.407	5-26	.192	12-16	.750	30-63	.476	10-30	.333	10-13	.769	-5	9/7
2/13	Louisville				W	89-77	34-60	.567	11-23	.478	10-13	.769	30-64	.469	5-15	.333	12-19	.632	-7	9/13
2/17	Miami (FL)				W	85-77	28-59	.475	15-30	.500	14-19	.737	27-51	.529	13-26	.500	10-17	.588	+10	9/13
2/20	at Florida St.				L	76-84	28-54	.519	9-22	.409	11-16	.688	28-51	.549	7-18	.389	21-29	.724	+2	16/11
2/24	at NC State				L	70-81	25-56	.446	9-20	.450	11-13	.846	27-62	.435	6-20	.300	21-24	.875	-7	16/10
2/28	Virginia				L	68-72	24-58	.414	5-22	.227	15-18	.833	24-54	.444	8-21	.381	16-22	.727	-7	4/5
3/2	Pitt				L	65-90	27-62	.435	9-20	.450	2-4	.500	33-61	.541	16-30	.533	8-10	.800	+1	9/5
3/6	at Miami (FL)				W	67-57	24-59	.407	10-29	.345	9-17	.529	22-65	.338	6-27	.222	7-11	.636	+2	13/10
3/9	at Louisville				W	67-61	25-58	.431	8-25	.320	9-14	.643	17-51	.333	4-17	.235	23-28	.821	+11	16/13
3/12	vs Miami (FL) ⁴				W	81-65	31-63	.492	11-31	.355	8-9	.889	27-71	.380	7-29	.241	4-7	.571	+7	11/6
3/13	vs Clemson ⁴				W	76-55	25-58	.431	10-29	.345	16-16	1.000	19-54	.352	4-20	.200	13-17	.765	+16	9/8
3/14	vs Virginia ⁴				L OT	60-66	24-66	.364	9-29	.310	3-4	.750	25-62	.403	8-25	.320	8-18	.444	-7	7/7
3/19	at Providence ⁵				W	62-57	24-58	.414	5-13	.385	9-12	.750	21-52	.404	6-24	.250	9-10	.900	+4	7/12
3/24	at UNLV ⁵				L	70-79	27-62	.435	11-29	.379	5-7	.714	30-61	.492	8-17	.471	11-15	.733	+6	8/6

**EARL GRANT**

*Head Coach
Fourth Season at Boston College
Georgia College '00*

■ Earl Grant enters his fourth season as Boston College's head coach. He guided the Eagles to 20 wins during the 2023-24 season.

■ Last season, Grant guided the Eagles to their deepest postseason run in 13 years as BC advanced to the second round of the National Invitation Tournament. Finishing with a 20-16 overall record, Grant's 2023-24 BC squad registered the highest overall win total for the program since the 2010-11 season and the most true road victories in a season (7) in nearly two decades.

■ Grant led the Eagles to a pair of wins in the 2024 ACC Tournament – just the fourth time in which Boston College posted back-to-back wins in the tournament and the second time under Grant.

■ Grant was a finalist for the 2019 Skip Prosser Man of the Year Award, presented annually to a coach who not only achieves success on the basketball court, but who also displays moral integrity off the court.

EARL GRANT YEAR BY YEAR

Year	School	Conf.	Overall	Conf. W-L	Conf. Finish	Post-Season
2014-15	Coll. of Charleston	CAA	9-24	3-15	10th	-
2015-16	Coll. of Charleston	CAA	17-14	8-10	7th	-
2016-17	Coll. of Charleston	CAA	25-10	14-4	2nd	NIT 0-1
2017-18	Coll. of Charleston	CAA	26-8	14-4	1st	NCAA 0-1
2018-19	Coll. of Charleston	CAA	24-9	12-6	3rd	-
2019-20	Coll. of Charleston	CAA	17-14	11-7	4th	-
2020-21	Coll. of Charleston	CAA	9-10	6-4	3rd	-
2021-22	Boston College	ACC	13-20	6-14	T10th	-
2022-23	Boston College	ACC	16-17	9-11	10th	-
2023-24	Boston College	ACC	20-16	8-12	11th	NIT 1-1

GRANT CAREER TOTALS

School	Years		Overall		Conf. Games		ACC Tournament		NCAA Tournament		NIT Games	
			W-L	Pct.	W-L	Pct.	W-L	Pct.	W-L	Pct.	W-L	Pct.
College of Charleston	(7)	2015-21	127-89	.588	68-50	.576	-	-	0-1	.000	0-1	.000
Boston College	(3)	2022-24	49-53	.480	23-37	.383	5-3	.625	-	-	1-1	.500
Totals	(10)	2015-24	176-142	.553	91-87	.511	5-3	.625	0-1	.000	1-2	.333

BOSTON COLLEGE COACHING RECORDS

Career Records					ACC Tournament					NCAA Tournament					NIT				
		Years	W	L	Pct.			Years	W	L	Pct.		No.	W	L	Pct.			
1.	Higgins	(1)	1905	6	8	.429	1.	Earl Grant	(3)	2022-2024	5	3	.625	1.	Tom Davis	(2)	5	2	.714
2.	James Crowley	(2)	1906-1907	9	21	.300	2.	Al Skinner	(5)	2006-2010	5	5	.500	2.	Jim O'Brien	(3)	5	3	.625
3.	Rev. Paul McNally, S.J.	(1)	1917	2	3	.400	3.	Jim Christian	(6)	2015-2020	3	6	.333	3.	Gary Williams	(2)	3	2	.600
4.	Luke Urban	(3)	1919-1921	19	11	.633		Steve Donahue	(4)	2011-2014	2	4	.333	4.	Bob Cousy	(2)	2	2	.500
5.	William Coady	(4)	1922-1925	21	22	.488	*	Scott Spinelli	(interim)	2021	0	1	.000	5.	Al Skinner	(7)	6	7	.462
6.	Al McClellan	(8)	1946-1953	94	79	.543							6.	Bob Zuffelato	(1)	1	2	.333	
7.	Don Martin	(9)	1954-1962	111	103	.519							7.	Don Martin	(1)	0	1	.000	
8.	Frank Power	(1)	1963	9	16	.360													
9.	Bob Cousy	(6)	1964-1969	117	38	.755													
10.	Chuck Daly	(2)	1970-1971	26	24	.520													
11.	Bob Zuffelato	(6)	1972-1977	83	80	.509													
12.	Tom Davis	(5)	1978-1982	100	47	.680													
13.	Gary Williams	(4)	1983-1986	76	45	.628													
14.	Jim O'Brien	(11)	1987-1997	168	166	.503													
15.	Al Skinner	(13)	1998-2010	247	165	.600													
16.	Steve Donahue	(4)	2011-2014	54	76	.420													
17.	Jim Christian	(7)	2015-2021	78	132	.371													
*	Scott Spinelli	(interim)	2021	1	3	.250													
18.	Earl Grant	(3)	2022-24	49	53	.480													
ACC Games Only																			
		Years	W	L	Pct.														
1.	Al Skinner	(5)	2006-2010	40	40	.500													
2.	Earl Grant	(3)	2022-2024	23	37	.383													
3.	Steve Donahue	(4)	2011-2014	24	44	.353													
*	Scott Spinelli	(interim)	2021	1	3	.250													
4.	Jim Christian	(7)	2015-2021	26	94	.217													
				</															

Year	Head Coach	Overall	Conf.	Finish	Conf. Trn.	Non Conf.	Post-Season	Final AP	Final Coach	All-Conf.	All-Am.	NBA Draft	PPG Offense	FG%	FT%	PPG Defense	Opp. FG%	Reb. Mar.
1954	Don Martin	11-11	-	-	-	11-11	-	-	-	-	0	1	72.0	-	-	70.5	-	-
1955	Don Martin	8-18	-	-	-	8-18	-	-	-	-	0	0	69.2	-	-	81.6	-	-
1956	Don Martin	6-18	-	-	-	6-18	-	-	-	-	0	0	69.3	-	-	80.4	-	-
1957	Don Martin	13-12	-	-	-	13-12	-	-	-	-	0	0	74.0	-	-	73.3	-	-
1958	Don Martin	16-6	-	-	-	16-6	NCAA 0-1	-	-	-	0	0	75.1	-	-	68.6	-	-
1959	Don Martin	17-9	-	-	-	17-9	-	-	-	-	0	0	71.0	-	-	63.8	-	-
1960	Don Martin	11-14	-	-	-	11-14	-	-	-	-	0	0	75.1	-	-	75.8	-	-
1961	Don Martin	14-9	-	-	-	14-9	-	-	-	-	0	0	79.7	-	-	76.1	-	-
1962	Don Martin	15-7	-	-	-	15-7	-	-	-	-	0	2	84.9	.465	-	77.6	-	-
1963	Frank Power	9-16	-	-	-	9-16	-	-	-	-	0	1	60.2	-	-	60.2	-	-
1964	Bob Cousy	10-11	-	-	-	10-11	-	-	-	-	0	0	83.8	-	-	84.9	-	-
1965	Bob Cousy	22-7	-	-	-	22-7	NIT 0-1	-	-	-	1	0	91.6	.459	.674	84.2	-	-
1966	Bob Cousy	21-5	-	-	-	21-5	NIT 1-1	-	-	-	1	1	91.1	.465	.677	80.4	.445	9.2
1967	Bob Cousy	23-3	-	-	-	23-3	NCAA 2-1	9	10	-	0	1	85.3	.473	.691	71.3	.427	7.7
1968	Bob Cousy	17-8	-	-	-	17-8	NCAA 0-1	-	-	-	0	2	88.8	.486	.721	75.0	.432	5.0
1969	Bob Cousy	24-4	-	-	-	24-4	NIT 3-1	16	15	-	1	2	84.2	.488	.712	72.6	.440	7.2
1970	Chuck Daly	11-13	-	-	-	11-13	-	-	-	-	1	1	73.6	.453	.761	72.8	.418	0.6
1971	Chuck Daly	15-11	-	-	-	15-11	-	-	-	-	1	2	75.7	.448	.721	70.2	.439	2.6
1972	Bob Zuffelato	13-13	-	-	-	13-13	-	-	-	-	0	0	72.1	.465	.693	73.1	.424	2.3
1973	Bob Zuffelato	11-14	-	-	-	11-14	-	-	-	-	0	0	74.3	.450	.707	74.7	.451	1.2
1974	Bob Zuffelato	21-9	-	-	-	21-9	NIT 3-1	-	-	-	0	1	78.8	.485	.678	74.6	.458	3.7
1975	Bob Zuffelato	21-9	-	-	-	21-9	NCAA 1-2	-	-	-	0	0	81.0	.476	.715	74.3	.451	5.2
1976	Bob Zuffelato	9-17	-	-	-	9-17	-	-	-	-	0	1	72.9	.473	.683	74.2	.472	-3.2
1977	Bob Zuffelato	8-18	-	-	-	8-18	-	-	-	-	0	1	74.0	.423	.701	84.0	.501	-2.0
1978	Tom Davis	15-11	-	-	-	15-11	-	-	-	-	0	0	82.2	.483	.735	80.8	.481	5.0
1979	Tom Davis	21-9	-	-	-	21-9	-	-	-	-	0	0	84.2	.502	.751	78.9	.498	5.6

Member of Big East Conference

1980	Tom Davis	19-10	2-4	(5)	0-1	17-5	NIT 1-1	-	-	1	0	0	76.1	.518	.725	68.9	.461	4.4
1981	Tom Davis	23-7	10-4	(1)	0-1	13-2	NCAA 2-1	-	-	2	0	0	72.7	.510	.719	64.3	.493	5.6
1982	Tom Davis	22-10	8-6	(4)	1-1	13-3	NCAA 3-1	-	-	1	1	1	77.8	.517	.671	69.8	.496	1.5
1983	Gary Williams	25-7	12-4	(T1)	2-1	11-2	NCAA 1-1	11	13	3	0	2	84.3	.505	.719	73.6	.455	2.7
1984	Gary Williams	18-12	8-8	(T4)	0-1	10-3	NIT 1-1	-	-	2	0	1	77.2	.470	.738	71.7	.493	3.7
1985	Gary Williams	20-11	7-9	(6)	0-1	13-1	NCAA 2-1	-	-	1	0	2	76.4	.492	.705	68.0	.468	5.0
1986	Gary Williams	13-15	4-12	(7)	0-1	9-2	-	-	-	1	0	1	73.3	.474	.742	73.1	.482	-2.0
1987	Jim O'Brien	11-18	3-13	(T8)	1-1	7-4	-	-	-	1	0	0	64.2	.477	.708	68.0	.471	-0.1
1988	Jim O'Brien	18-15	6-10	(7)	0-1	12-4	NIT 3-2	-	-	1	0	0	73.6	.484	.717	71.7	.461	-0.2
1989	Jim O'Brien	12-17	3-13	(9)	1-1	8-3	-	-	-	1	0	1	73.1	.436	.701	76.1	.485	-3.3
1990	Jim O'Brien	8-20	1-15	(9)	0-1	7-4	-	-	-	0	0	0	72.3	.461	.680	77.6	.491	-1.7
1991	Jim O'Brien	11-19	1-15	(9)	0-1	10-3	-	-	-	0	0	0	75.5	.440	.678	77.5	.456	-2.8
1992	Jim O'Brien	17-14	7-11	(8)	1-1	9-2	NIT 1-1	-	-	1	0	0	75.5	.483	.694	70.6	.445	-1.8
1993	Jim O'Brien	18-13	9-9	(T4)	1-1	8-3	NIT 2-1	-	-	2	0	0	71.5	.477	.746	67.0	.424	0.1
1994	Jim O'Brien	23-11	11-7	(3)	0-1	12-3	NCAA 3-1	-	-	2	1	2	78.2	.471	.682	70.0	.414	-2.4
1995	Jim O'Brien	9-19	2-16	(10)	1-1	6-2	-	-	-	1	0	0	72.0	.456	.697	76.4	.422	6.0
1996	Jim O'Brien	19-11	10-8 (3BE6)	1-1	8-2	NCAA 1-1	-	-	-	1	0	0	78.2	.461	.706	70.5	.409	5.1
1997	Jim O'Brien	22-9	12-6 (T1BE6)	3-0	7-3	NCAA 1-1	-	23	20	1	0	0	74.4	.452	.703	69.1	.420	5.2
1998	Al Skinner	15-16	6-12 (6BE6)	1-1	8-3	-	-	-	-	1	0	0	69.9	.450	.644	70.9	.437	-1.2
1999	Al Skinner	6-21	3-15	(13)	0-1	3-5	-	-	-	0	0	0	62.6	.409	.662	71.6	.461	-7.1
2000	Al Skinner	11-19	3-13	(13)	0-1	8-5	-	-	-	0	0	0	68.3	.410	.711	69.2	.437	-1.4
2001	Al Skinner	27-5	13-3 (1East)	3-0	11-2	NCAA 1-1	-	7	7	1	1	0	79.6	.454	.709	66.5	.438	1.8
2002	Al Skinner	20-12	8-8 (4East)	1-1	11-3	NCAA 0-1	-	-	-	1	0	0	73.6	.419	.696	70.5	.425	-0.6
2003	Al Skinner	19-12	10-6 (T1East)	1-1	8-5	NIT 1-1	-	-	-	2	1	1	79.4	.470	.691	76.4	.445	0.0
2004	Al Skinner	24-10	10-6	(T5)	2-1	12-3	NCAA 1-1	25	-	1	0	0	68.0	.455	.679	63.2	.405	3.1
2005	Al Skinner	25-5	13-3	(T1)	0-1	12-1	NCAA 1-1	14	12	2	1	0	72.5	.456	.712	64.3	.414	5.0

Member of Atlantic Coast Conference

2006	Al Skinner	28-8	11-5	(3)	2-1	15-2	NCAA 2-1	12	7	2	1	1	74.2	.485	.675	66.2	.427	3.8
2007	Al Skinner	21-12	10-6	(T3)	1-1	10-5	NCAA 1-1	-	-	2	1	2	74.3	.478	.724	69.8	.444	1.7
2008	Al Skinner	14-17	4-12	(T11)	1-1	9-4	-	-	-	1	0	0	72.8	.455	.690	72.4	.443	0.8
2009	Al Skinner	22-12	9-7	(T5)	1-1	12-4	NCAA 0-1	-	-	1	0	0	74.4	.443	.738	70.5	.426	2.7
2010	Al Skinner	15-16	6-10	(8)	0-1	9-5	-	-	-	1	0	0	69.2	.447	.716	66.1	.436	4.7
2011	Steve Donahue	21-13	9-7	(T4)	1-1	11-5	NIT 1-1	-	-	2	0	1	71.8	.462	.724	69.3	.446	-0.7
2012	Steve Donahue	9-22	4-12	(T9)	0-1	5-9	-	-	-	0	0	0	59.1	.408	.673	68.5	.436	-6.0
2013	Steve Donahue	16-17	7-11	(8)	1-1	8-5	-	-	-	1	0	0	67.1	.441	.712	68.1	.451	0.6
2014	Steve Donahue	8-24	4-14	(14)	0-1	4-9	-	-	-	1	0	0	68.7	.446	.741	73.6	.466	-3.7
2015	Jim Christian	13-19	4-14	(14)	1-1	9-5	-	-	-	1	0	1	65.8	.445	.705	67.4	.441	-2.6
2016	Jim Christian	7-25	0-18	(15)	0-1	7-6	-	-	-	0	0	0	61.2	.409	.650	70.5	.460	-5.5
2017	Jim Christian	9-23	2-16	(15)	0-1	7-6	-	-	-	0	0	0	72.5	.448	.680	78.4	.470	0.2
2018	Jim Christian	19-16	7-11	(12)	2-1	10-4	NIT 0-1	-	-	1	0	1	76.4	.450	.741	74.6	.445	2.1
2019	Jim Christian	14-17	5-13	(T11)	0-1	9-4	-	-	-	1	0	0	70.8	.425	.698	72.8	.419	-1.9
2020	Jim Christian	13-19	7-13	(T10)	0-1	6-6	-	-	-	0	0	0	64.6	.402	.659	70.6	.443	-5.1
2021	Christian/Spinelli	4-16	2-11	(15)	0-1	2-5	-	-	-	0	0	0	71.4	.422	.702	79.5	.491	-8.2
2022	Earl Grant	13-20	6-14	(T10)	2-1	9-6	-	-	-	0	0	0	66.9	.429	.704	68.1	.449	-1.2
2023	Earl Grant	16-17	9-11	(10)	1-1	7-6	-	-	-	0	0	0	66.6	.437	.725	70.2	.443	-0.9
2024	Earl Grant	20-16	8-12	(11)	2-1	12-4	NIT 1-1	-	-	1	0	1	74.1	.455	.750	71.9	.439	1.0

2024-25 SCHEDULE

Date	Opponent	TV	Time
11/4	CSU Bakersfield	ACCNX	11:30 PM
11/7	Cal Poly	ACCNX	10 PM
11/13	at Vanderbilt	SEC+	8 PM
11/17	at USC	BTN	9:30 PM
11/21	Air Force ¹	ACCNX	10 PM
11/24	Sacramento State ¹	ACCNX	4 PM
11/27	Mercyhurst ¹	ACCNX	10 PM
12/3	at Missouri ²	SECN	7 PM
12/7	Stanford	ACCN	4 PM
12/10	Cornell	ACCNX	10 PM
12/14	Northwestern State	ACCNX	3 PM
12/21	vs. San Diego State ³	ACCN	10:30 PM
1/1	at Pitt	ACCN	TBD
1/4	at Clemson	ESPN2	8:30 PM
1/8	Virginia	ESPN2/U	11 PM
1/11	Virginia Tech	ACCN	6 PM
1/15	at North Carolina	ACCN	7 PM
1/18	at NC State	ACCN	6 PM
1/22	Florida State	ACCN	9 PM
1/25	Miami	ESPN2/U	8:30 PM
1/29	at SMU	ACCN	9 PM
2/1	Syracuse	ESPN2	10 PM
2/5	NC State	ACCN	11 PM
2/8	Wake Forest	ACCN	5 PM
2/12	at Duke	ACCN	9 PM
2/15	at Georgia Tech	ACCN	4 PM
2/22	at Stanford	ESPN2/U	10 PM
2/26	SMU	ESPN2/U	11 PM
3/1	Boston College	ESPN2/U	10 PM
3/5	at Louisville	ACCN	9 PM
3/8	at Notre Dame	ESPNU	8 PM

¹Cal Classic

²SEC/ACC Challenge

³San Jose Tipoff, San Jose, Calif.

Schedule as of Oct. 23, 2024; all times Eastern

QUICK FACTS

Location: Berkeley, California

Founded: 1868

Enrollment: 45,699

Colors: Berkeley Blue & California Gold

Chancellor: Dr. Richard Lyons

Athletics Director: Jim Knowlton

Arena: Walter A. Haas, Jr. Pavilion (11,858)

MEDIA SERVICES

Men's Basketball Contact: Gerrit Van Genderen

Office Phone: 510-642-5363

E-mail: vangenderen_gw@berkeley.edu

Website: CalBears.com

Twitter: @CalMBBAll

2024-25 ROSTER

No.	Player	Pos.	Ht	Wt.	Cl.	Hometown/High School/Previous Schools
0	Jeremiah Wilkinson	G	6-1	175	Fr.	Powder Springs, Ga./The Skill Factory
1	Joshua Ola-Joseph	F	6-7	215	Jr.	Brooklyn Park, Minn./Compass Prep School (AZ)/Minnesota
2	Andrej Stojakovic	G	6-7	205	So.	Carmichael, Calif./Jesuit HS/Stanford
3	DeJuan (DJ) Campbell	G	6-2	205	Jr.	Hampton, Va./Kecoughtan HS/Western Carolina
7	Spencer Mahoney	F	6-9	230	R-Fr.	New York, N.Y./Red Rock Academy (NV)/Washington State
9	Hugh Vandeweghe	F	6-7	215	Fr.	Los Angeles, Calif./Loyola HS
10	Jovan Blacksher Jr.	G	5-11	165	Gr.	Oakland, Calif./Shadow Mountain HS (AZ)/Grand Canyon
12	Mady Sissoko	C	6-9	250	Gr.	Bafoulabe, Mali/Wasatch Acad (Utah)/Michigan State
13	Devin Curtis	F	6-11	220	So.	Milwaukee, Wis./Southern California Academy
14	Jack McCloskey	G	6-6	180	Jr.	Newport Beach, Calif./Mater Dei HS
15	Kevin Armstrong II	G	6-6	210	Fr.	Minneapolis, Minn./Breck School
17	Jaden Goodall	F	6-6	175	Fr.	Anaheim, Calif./Canyon HS
20	BJ Omot	F	6-8	185	Jr.	Mankato, Minn./Mankato East HS/North Dakota
22	Christian Tucker	G	6-3	178	Sr.	Chandler, Ariz./Gilbert Perry HS/UTSA
23	Matt Desler	G	6-1	180	Sr.	Oakland, Calif./Bishop O'Dowd HS
25	Gus Larson	F	6-10	215	R-Jr.	New Canaan, Conn./Northfield Mount Hermon School/Penn
30	Stephon Marbury II	G	6-1	170	Fr.	Purchase, N.Y./DME Academy (FL)
31	Rytis Petraitis	F	6-7	210	Jr.	Arlington, Texas/The Oakridge School/Air Force
32	Jayden Karapetian	G	6-2	170	So.	Woodland Hills, Calif./Viewpoint School
33	Vladimir Pavlovic	G	6-3	190	So.	Herceg Novi, Montenegro/Hoosac School (NY)
34	Lee Dorit	F	6-10	245	Jr.	McKinney, Texas/Greenhill School/Vanderbilt

Head Coach: Mark Madsen (Stanford '00)

Associate Head Coach: Adam Mazarei (Redlands '06)

Assistant Coach: Amorrow Morgan (Idaho State '12)

Assistant Coach: Matt Scherbenske (Kentucky '10)

Assistant Coach: Jarred Jackson (Lander '07)

Assistant Coach: Ken Moses (CSU Pueblo '10)



2023-24 FINAL STATISTICS (13-19, 9-11/T6TH PAC-12)

No. Player	GP-GS	MIN	AVG	Total		3-Point		F-Throw		Rebounds				PF	A	TO	BLK	STL	PTS	AVG
				FG-FGA	FG%	3FG-3FGA	3FG%	FT-FTA	FT%	OFF	DEF	TOT	AVG							
20 TYSON, Jaylon	31-30	1064	34.3	222-477	.465	50-139	.360	113-142	.796	51	159	210	6.8	66	107	96	37	15	607	19.6
CONF-Only	20-20	677	33.9	147-315	.467	32-86	.372	69-86	.802	31	102	133	6.7	37	64	55	26	10	395	19.8
00 AIMAQ, Fardaws	32-32	1026	32.1	179-386	.464	16-53	.302	89-137	.650	111	240	351	11.0	96	68	80	29	33	463	14.5
CONF-Only	20-20	631	31.6	101-235	.430	10-35	.286	57-85	.671	68	156	224	11.2	62	50	50	18	20	269	13.5
15 CONE, Jalen	32-32	1140	35.6	125-377	.332	89-279	.319	89-109	.817	10	58	68	2.1	49	72	41	19	3	428	13.4
CONF-Only	20-20	679	34.0	65-214	.304	43-151	.285	57-71	.803	3	33	36	1.8	30	39	24	9	1	230	11.5
03 KENNEDY, Keonte	25-25	782	31.3	87-208	.418	27-87	.310	31-49	.633	33	84	117	4.7	56	44	25	38	6	232	9.3
CONF-Only	20-20	593	29.7	67-159	.421	19-65	.292	17-31	.548	26	59	85	4.3	42	23	16	29	4	170	8.5
32 CELESTINE, Jalen	27-23	729	27.0	79-175	.451	48-109	.440	28-39	.718	12	75	87	3.2	66	23	21	20	6	234	8.7
CONF-Only	20-20	579	29.0	58-133	.436	34-83	.410	23-31	.742	10	60	70	3.5	47	19	18	19	5	173	8.7
55 ASKEW, Devin	6-3	146	24.3	10-32	.313	2-14	.143	15-19	.789	4	21	25	4.2	12	15	11	4	0	37	6.2
CONF-Only	2-0	36	18.0	1-7	.143	0-2	.000	5-8	.625	0	7	7	3.5	4	5	1	1	0	7	3.5
14 NEWELL, Grant	32-11	679	21.2	66-160	.413	21-69	.304	24-42	.571	33	80	113	3.5	64	12	32	19	3	177	5.5
CONF-Only	20-0	371	18.6	40-95	.421	13-42	.310	18-29	.621	14	54	68	3.4	32	8	13	10	0	111	5.6
01 BROWN JR., Rodney	32-0	451	14.1	39-96	.406	23-58	.397	12-14	.857	8	27	35	1.1	48	28	20	6	2	113	3.5
CONF-Only	20-0	290	14.5	24-68	.353	15-44	.341	10-12	.833	5	19	24	1.2	31	24	11	3	2	73	3.7
31 LARSON, Gus	28-0	196	7.0	11-25	.440	4-9	.444	14-20	.700	12	18	30	1.1	51	4	8	7	11	40	1.4
CONF-Only	19-0	107	5.6	6-10	.600	2-2	1.000	5-6	.833	2	10	12	0.6	36	2	5	5	8	19	1.0
22 OKAFOR, ND	9-0	71	7.9	7-18	.389	0-0	.000	3-3	1.000	6	9	15	1.7	17	5	2	2	4	17	1.9
CONF-Only	0-0	0	0.0	0-0	.000	0-0	.000	0-0	.000	0	0	0	0.0	0	0	0	0	0	0	0.0
02 BOWSER, Monty	10-4	112	11.2	1-8	.125	1-6	.167	0-0	.000	1	16	17	1.7	9	1	3	3	0	3	0.3
CONF-Only	4-0	11	2.8	0-0	.000	0-0	.000	0-0	.000	0	1	1	0.3	1	0	1	0	0	0	0.0
13 CURTIS, Devin	16-0	84	5.3	3-6	.500	0-1	.000	0-2	.000	4	10	14	0.9	11	6	6	7	0	6	0.4
CONF-Only	13-0	62	4.8	2-5	.400	0-1	.000	0-2	.000	3	9	12	0.9	8	4	4	7	0	4	0.3
12 MCCLOSKEY, Jack	3-0	3	1.0	0-0	.000	0-0	.000	2-2	1.000	0	1	1	0.3	0	0	1	1	0	2	0.7
CONF-Only	2-0	3	1.5	0-0	.000	0-0	.000	2-2	1.000	0	1	1	0.5	0	0	1	1	0	2	1.0
33 PAVLOVIC, Vladimir	7-0	43	6.1	3-6	.500	0-3	.000	0-0	.000	0	2	2	0.3	4	2	1	1	0	6	0.9
CONF-Only	0-0	0	0.0	0-0	.000	0-0	.000	0-0	.000	0	0	0	0.0	0	0	0	0	0	0	0.0
30 ROBINSON, Wrenn	10-0	24	2.4	1-6	.167	0-4	.000	0-0	.000	2	0	2	0.2	3	0	1	0	0	2	0.2
CONF-Only	5-0	11	2.2	1-2	.500	0-0	.000	0-0	.000	0	0	0	0.0	0	0	1	0	0	2	0.4
Total	32	6550	204.7	833-1980	.421	281-831	.338	420-578	.727	343	846	1189	37.2	552	387	370	193	83	2367	73.97
CONF-Only	20	4050	202.5	512-1243	.412	168-511	.329	263-363	.725	198	538	736	36.8	330	238	211	128	50	1455	72.75
Opponents	32	6550	204.7	873-1949	.448	252-706	.357	467-646	.723	308	856	1164	36.4	517	410	336	189	114	2465	77.03
CONF-Only	20	4050	202.5	557-1229	.453	156-435	.359	273-386	.707	185	566	751	37.6	311	271	209	108	76	1543	77.15

							CAL						OPPONENTS								
Date	Opponent	Cal AP	USA AP	Opp AP	USA AP	W/L TV	Score/Time	FG	FG%	3-Pt FG	3-Pt FG%	FT	FT%	FG	FG%	3-Pt FG	3-Pt FG%	FT	FT%	Reb Mar	TO CA/Opp
11/6	St. Thomas (MN)					W	71-66	24-49	.490	7-15	.467	16-22	.727	26-53	.491	12-28	.429	2-3	.667	+8	9/12
11/10	Pacific					L	79-87	26-56	.464	6-23	.261	21-31	.677	29-59	.492	13-26	.500	16-19	.842	+3	13/12
11/13	CSU Bakersfield					W	83-63	27-67	.403	15-36	.417	14-20	.700	19-48	.396	5-12	.417	20-33	.606	+12	8/11
11/16	Montana St.					L	60-63	20-48	.417	3-18	.167	17-21	.810	25-58	.431	4-24	.167	9-11	.818	+14	16/8
11/20	vs UTEP ¹					L	72-75	23-47	.489	6-17	.353	20-26	.769	20-53	.377	5-17	.294	30-37	.811	+1	21/13
11/22	vs Tulane ¹					L	81-84	28-61	.459	10-27	.370	15-19	.789	32-62	.516	6-19	.316	14-19	.737	+12	20/11
11/25	vs San Diego St. ²					L OT	67-76	23-72	.319	9-38	.237	12-18	.667	20-57	.351	5-19	.263	31-37	.838	+14	14/5
12/2	Santa Clara					W	84-69	31-64	.484	9-25	.360	13-14	.929	27-71	.380	10-29	.345	5-10	.500	-1	7/9
12/9	at Butler					L 2OT	90-97	35-76	.461	14-34	.412	6-7	.857	39-75	.520	8-19	.421	11-14	.786	-3	18/14
12/16	vs Ole Miss ³			rv	25	L	78-88	30-72	.417	10-30	.333	8-10	.800	31-59	.525	12-21	.571	14-16	.875	+7	11/8
12/20	UC San Diego					W	71-67	26-54	.481	10-22	.455	9-18	.500	19-57	.333	11-33	.333	18-25	.720	-13	9/13
12/29	Arizona			4	4	L	81-100	28-68	.412	9-31	.290	16-27	.593	35-59	.593	6-13	.462	24-36	.667	-11	12/15
12/31	Arizona St.					L	69-71	23-60	.383	5-27	.185	18-22	.818	25-65	.385	10-31	.323	11-14	.786	+10	15/12
1/3	at Southern California					L	74-82	28-61	.459	12-31	.387	6-9	.667	33-62	.532	11-28	.393	5-7	.714	0	15/13
1/6	at UCLA					W	66-57	23-58	.397	8-20	.400	12-16	.750	21-49	.429	2-10	.200	13-19	.684	+10	13/12
1/10	Colorado					W	82-78	26-65	.400	14-30	.467	16-21	.762	29-59	.492	6-15	.400	14-19	.737	-4	5/10
1/13	at Oregon					L	73-80	28-63	.444	6-24	.250	11-17	.647	29-63	.460	10-28	.357	12-19	.632	+2	5/4
1/18	Washington					L	75-77	27-58	.466	8-21	.381	13-22	.591	26-69	.377	10-35	.286	15-16	.938	-9	7/10
1/20	Washington St.					W OT	81-75	28-71	.394	7-20	.350	18-22	.818	27-59	.458	8-18	.444	13-20	.650	+6	4/10
1/26	Stanford					W	73-71	25-61	.410	5-21	.238	18-27	.667	23-58	.397	7-24	.292	18-22	.818	0	9/12
2/1	at Arizona			11	12	L	65-91	26-70	.371	7-28	.250	6-9	.667	33-65	.508	7-24	.292	18-30	.600	-19	12/12
2/3	at Arizona St.					W	81-66	27-54	.500	11-22	.500	16-19	.842	27-70	.386	8-24	.333	4-7	.571	+4	13/9
2/7	Southern California					W OT	83-77	29-70	.414	11-26	.423	14-16	.875	28-64	.438	6-15	.400	15-24	.625	+27	14/6
2/10	UCLA					L	60-61	21-53	.396	8-26	.308	10-18	.556	21-58	.362	5-17	.294	14-22	.636	-4	11/7
2/15	at Washington St.					L	65-84	21-55	.382	7-20	.350	16-20	.800	33-60	.550	6-15	.400	12-16	.750	-11	8/12
2/17	at Washington					W	82-80	30-66	.455	7-26	.269	15-20	.750	31-70	.443	9-26	.346	9-16	.563	+8	12/9
2/22	Oregon St.					W	81-73	25-57	.439	16-33	.485	15-20	.750	27-62	.435	10-25	.400	9-10	.900	-1	7/9
2/24	Oregon					W	69-64	26-63	.413	7-25	.280	10-11	.909	20-57	.351	4-18	.222	20-23	.870	+5	10/9
2/28	at Colorado					L	78-88	29-69	.420	9-31	.290	11-14	.786	29-58	.500	7-16	.438	23-29	.793	-9	12/12
3/2	at Utah					L	59-88	21-61	.344	7-29	.241	10-14	.714	33-65	.508	12-29	.414	10-15	.667	-18	10/11
3/7	at Stanford					L	58-80	21-60	.350	4-20	.200	12-19	.632	27-57	.474	12-24	.500	14-22	.636	-1	17/15
3/13	vs Stanford ⁴					L OT	76-87	28-71	.394	14-35	.400	6-9	.667	29-68	.426	5-24	.208	24-36	.667	-14	13/11



MARK MADSEN

*Head Coach
Second Season at Cal
Stanford '00*

MARK MADSEN YEAR BY YEAR

Year	School	Conf.	Overall	Conf. W-L	Conf. Finish	Post-Season
2019-20	Utah Valley	WAC	11-19	5-10	8th	-
2020-21	Utah Valley	WAC	11-11	9-4	T1st	-
2021-22	Utah Valley	WAC	20-12	10-8	7th	-
2022-23	Utah Valley	WAC	28-9	15-3	1st	NIT 3-1
2023-24	California	P-12	19-19	9-11	T6th	-

■ Mark Madsen enters his second season as Cal's head coach.

■ Following a decorated playing career which included a trip to the NCAA Final Four at Stanford and two NBA championships while playing for the Los Angeles Lakers, Madsen is considered a rising star in the coaching ranks, having most recently led Utah Valley to the semifinals of the 2023 NIT.

■ Madsen was named the 2023 Western Athletic Conference Coach of the Year and led the Wolverines to a pair of conference titles during his four seasons at the helm. He was well-recognized for his efforts during the 2022-23 campaign as he was named District Coach of the Year by both the National Association of Basketball Coaches (NABC) and the United States Basketball Writers Association (USBWA) and a finalist for the Hugh Durham National Coach of the Year award, which is presented annually to the top Division I mid-major coach in college basketball.

■ 'Mad Dog' – the nickname Madsen received from his fifth grade P.E. teacher at Montair Elementary School in Danville – didn't waste a second in implementing his vision for Cal men's basketball. He's aggressively pursued some of the top recruits in the country in the transfer portal and on the high school level, and On3 ranked the Bears' 2023 transfer class as the eighth-best in the nation.

MADSEN CAREER TOTALS

School	Years		Overall W-L	Pct.	Conf. W-L	Games Pct.	ACC Tournament W-L	Pct.	NCAA Tournament W-L	Pct.	NIT Games W-L	Pct.
Utah Valley	(4)	2020-23	70-51	.579	39-25	.609	-	-	-	-	3-1	.750
California	(1)	2024	13-19	.406	9-11	.450	-	-	-	-	-	-
Totals	(5)	2020-24	83-70	.542	48-36	.571	-	-	-	-	3-1	.750

CAL COACHING RECORDS

Career Records						NCAA Tournament				
	Years	W	L	Pct.		No.	W	L	Pct.	
1. No Coach	(6) 1908-09, 12-15	21	0	1.000	1. Pete Newell	(4)	10	3	.769	
2. Kilduff	(1) 1916	11	5	.689	2. Lou Campanelli	(1)	1	1	.500	
3. Ben Cherrington	(1) 1917	15	1	.938	3. Ben Braun	(5)	4	5	.444	
4. Walter Christie	(1) 1918	8	2	.800	4. Todd Bozeman	(3)	2	3	.400	
5. William Hollender	(2) 1919-20	14	8	.636	5. Mike Montgomery	(4)	2	4	.333	
6. E.H. Wright	(4) 1921-24	60	20	.750	Nibs Price	(1)	1	2	.333	
7. Nibs Price	(30) 1925-54	449	294	.604	7. Cuonzo Martin	(1)	0	1	.000	
8. Pete Newell	(6) 1955-60	119	44	.730						
9. Rene Herrerias	(8) 1961-68	92	100	.479						
10. Jim Padgett	(4) 1969-72	52	53	.495						
11. Dick Edwards	(6) 1973-78	73	85	.462						
12. Dick Kuchen	(7) 1979-85	80	112	.417						
13. Lou Campanelli	(8) 1986-93	123	108	.532						
14. Todd Bozeman	(4) 1993-96*	35	63	.357						
15. Ben Braun	(12) 1997-08	219	154	.587						
16. Mike Montgomery	(6) 2009-14	130	73	.640						
17. Cuonzo Martin	(3) 2015-17	62	39	.614						
18. Wyking Jones	(2) 2018-19	16	47	.250						
19. Mark Fox	(4) 2020-23	38	87	.304						
20. Mark Madsen	(1) 2024	13	19	.406						

2024-25 SCHEDULE

Date	Opponent	TV	Time
11/4	Charleston Southern	ACCNX	7 PM
11/8	Saint Francis (Pa.)	ACCNX	7 PM
11/12	Eastern Kentucky	ACCN	7 PM
11/17	at Boise State	CBSSN	1:30 PM
11/21	Radford	ACCNX	7 PM
11/25	vs. San Francisco ¹	CBSSN	6 PM
11/26	vs. Penn St/Fordham ¹	CBSSN	1:30/4 PM
11/29	Florida A&M	ACCNX	7 PM
12/3	Kentucky ²	ESPN	9:30 PM
12/7	at Miami	ESPN2	Noon
12/14	Memphis	ESPN2	11:00 AM
12/17	at South Carolina	SECN	7 PM
12/21	Wake Forest	ESPN	2:30 PM
1/1	Stanford	ACCN	TBD
1/4	California	ESPN2	2:30 PM
1/7	at Louisville	ESPN2/U	7 PM
1/11	Florida State	ACCN	2 PM
1/14	at Georgia Tech	ACCN	9 PM
1/18	at Pitt	The CW	Noon
1/22	Syracuse	ACCN	7 PM
1/25	at Virginia Tech	ACCN	5 PM
2/1	at NC State	The CW	1:30 PM
2/4	Georgia Tech	ACCN	9 PM
2/8	Duke	ESPN	6 PM
2/10	North Carolina	ESPN	7 PM
2/15	at Florida State	The CW	Noon
2/22	at SMU	ACCN	4 PM
2/26	Notre Dame	ACCN	7 PM
3/1	at Virginia	ESPN/2	Noon
3/5	at Boston College	ESPN2/U	7 PM
3/8	Virginia Tech	ESPNU	6 PM

¹Sunshine Slam, Daytona Beach, Fla.

²ACC/SEC Challenge

Schedule as of Oct. 23, 2024; all times Eastern

QUICK FACTS

Location: Clemson, South Carolina

Founded: 1889

Enrollment: 28,466

Colors: Tiger Orange & Ragalia

President: James P. Clements

Athletics Director: Graham Neff

Arena: Littlejohn Coliseum (9,000)

MEDIA SERVICES

Men's Basketball Contact: Ben Winterrowd

Office Phone: 864-656-1985

E-mail: winterr@clemson.edu

Website: ClemsonTigers.com

Twitter: @ClemsonMBB

2024-25 ROSTER

No.	Player	Pos.	Ht.	Wt.	Cl.	Hometown
0	Viktor Lakhin	C	6-11	240	R-Sr.	Anapa, Russia
1	Chase Hunter	G	6-4.5	200	Gr.	Atlanta, Ga.
2	Dillon Hunter	G	6-3.5	187	Jr.	Atlanta, Ga.
3	Jake Heidbreder	G	6-5	180	Jr.	Floyds Knobs, Ind.
4	Ian Schieffelin	F	6-8	238	Sr.	Atlanta, Ga.
5	Asa Thomas	F	6-7	185	R-Fr.	Lake Forest, Ill.
6	Myles Foster	F	6-7	235	Gr.	Brooklyn, N.Y.
7	Chauncey Wiggins	F	6-10.5	210	Jr.	Grayson, Ga.
8	Dallas Thomas	F	6-9	180	Fr.	Little Rock, Ark.
10	Del Jones	G	6-2	180	Fr.	Landover, Md.
11	Jaeden Zackery	G	6-2	220	Gr.	Salem, Wis.
13	Andrew Latiff	G	6-5	184	Sr.	Clemson, S.C.
14	Christian Reeves	C	7-1	261	So.	Charlotte, N.C.
20	Matt Kelly	G	6-2	175	Sr.	Charleston, S.C.
21	Ace Buckner	G	6-2	175	Fr.	Dallas, Texas
32	Daniel Nauseef	F	6-7	210	Sr.	Dayton, Ohio
35	Jackson Roberts	F/C	6-11	250	Fr.	Tampa, Fla.

Head Coach: Brad Brownell (DePauw '91)

Associate Head Coach: Billy Donlon (UNCW '99)

Assistant Coach: Dick Bender (Western Maryland '86)

Assistant Coach: Sean Dixon (Presbyterian '07)



2023-24 FINAL STATISTICS (24-12, 11-9/T5TH ACC)

#	PLAYER	GP-GS	MIN	AVG	TOTAL FG-FGA	FG%	3-POINT 3FG-FGA	3FG%	F-THROW FT-FTA	FT%	OFF REBOUNDS	DEF REBOUNDS	TOT REBOUNDS	AVG	PF	DQ	A	TO	BLK	STL	PTS	AVG
24	HALL, PJ	36-36	1040:27	28.9	240-492	.488	52-165	.315	127-163	.779	57	174	231	6.4	113	8	51	67	51	28	659	18.3
	ACC-Only	20-20	616:31	30.8	127-280	.454	29-101	.287	75-97	.773	32	113	145	7.3	63	5	24	38	21	15	358	17.9
11	GIRARD III, Joseph	36-36	1182:18	32.8	162-377	.430	105-254	.413	115-123	.935	8	107	115	3.2	51	0	105	55	4	22	544	15.1
	ACC-Only	20-20	670:07	33.5	92-214	.430	61-145	.421	81-83	.976	5	50	55	2.8	28	0	47	35	3	13	326	16.3
1	HUNTER, Chase	36-36	1182:22	32.8	160-377	.424	47-151	.311	96-113	.850	18	76	94	2.6	64	0	116	64	12	26	463	12.9
	ACC-Only	20-20	677:15	33.9	89-207	.430	26-83	.313	58-66	.879	10	37	47	2.4	37	0	55	34	5	11	262	13.1
4	SCHIEFFELIN, Ian	36-36	989:02	27.5	137-243	.564	23-49	.469	68-93	.731	99	241	340	9.4	95	2	80	45	18	21	365	10.1
	ACC-Only	20-20	565:16	28.3	78-134	.582	12-24	.500	41-51	.804	60	139	199	10.0	58	2	42	26	8	15	209	10.5
10	GODFREY, RJ	36-0	556:47	15.5	92-155	.594	3-7	.429	32-51	.627	33	88	121	3.4	80	2	28	33	22	17	219	6.1
	ACC-Only	20-0	285:48	14.3	39-68	.574	1-4	.250	13-22	.591	12	40	52	2.6	33	0	13	15	7	8	92	4.6
21	WIGGINS, Chauncey	36-18	638:35	17.7	76-172	.442	29-83	.349	15-21	.714	19	57	76	2.1	46	0	33	26	10	6	196	5.4
	ACC-Only	20-10	367:02	18.4	38-94	.404	16-50	.320	8-11	.727	11	29	40	2.0	25	0	20	11	7	4	100	5.0
12	HEMENWAY, Alex	5-0	78:03	15.6	8-21	.381	8-19	.421	2-4	.500	0	3	3	0.6	5	0	7	4	1	2	26	5.2
	ACC-Only	0-0	0:00	0.0	0-0	.000	0-0	.000	0-0	.000	0	0	0	0.0	0	0	0	0	0	0	0	0.0
5	CLARK, Jack	25-17	587:55	23.5	41-103	.398	16-53	.302	20-26	.769	31	91	122	4.9	40	0	35	14	13	20	118	4.7
	ACC-Only	14-9	353:44	25.3	24-62	.387	10-33	.303	9-11	.818	17	64	81	5.8	21	0	24	11	8	13	67	4.8
0	BEADLE, Josh	32-0	347:03	10.8	35-74	.473	3-21	.143	22-32	.688	4	26	30	0.9	32	0	26	20	1	6	95	3.0
	ACC-Only	19-0	227:28	12.0	20-50	.400	1-16	.063	15-20	.750	3	16	19	1.0	18	0	21	14	1	2	56	2.9
2	HUNTER, Dillon	36-1	530:15	14.7	33-84	.393	9-35	.257	8-19	.421	7	51	58	1.6	42	1	46	14	2	15	83	2.3
	ACC-Only	20-1	257:11	12.9	17-41	.415	3-14	.214	3-11	.273	3	18	21	1.1	20	1	15	6	2	7	40	2.0
33	LEYTE, Bas	20-0	90:34	4.5	6-11	.545	1-3	.333	2-5	.400	5	11	16	0.8	15	0	6	4	4	1	15	0.8
	ACC-Only	9-0	29:38	3.3	2-5	.400	0-2	.000	0-0	.000	1	2	3	0.3	7	0	2	1	3	0	4	0.4
13	LATIFF, Andrew	5-0	07:56	1.6	1-4	.250	0-3	.000	0-0	.000	1	3	4	0.8	0	0	0	1	0	0	2	0.4
	ACC-Only	0-0	0:00	0.0	0-0	.000	0-0	.000	0-0	.000	0	0	0	0.0	0	0	0	0	0	0	0	0.0
32	NAUSEEF, Daniel	5-0	09:27	1.9	0-1	.000	0-1	.000	0-0	.000	0	3	3	0.6	2	0	0	0	0	0	0	0.0
	ACC-Only	0-0	0:00	0.0	0-0	.000	0-0	.000	0-0	.000	0	0	0	0.0	0	0	0	0	0	0	0	0.0
20	KELLY, Matt	5-0	09:13	1.8	0-1	.000	0-0	.000	0-0	.000	0	0	0	0.0	0	0	0	1	0	1	0	0.0
	ACC-Only	0-0	0:00	0.0	0-0	.000	0-0	.000	0-0	.000	0	0	0	0.0	0	0	0	0	0	0	0	0.0
	Total	36	7250		991-2115	.469	296-844	.351	507-650	.780	326	982	1308	36.3	585	13	533	363	138	165	2785	77.4
	ACC-Only	20	4050		526-1155	.455	159-472	.337	303-372	.815	180	531	711	35.6	310	8	263	199	65	88	1514	75.7
	Opponents	36	7250		885-2140	.414	291-879	.331	502-686	.732	355	871	1226	34.1	573	13	396	341	90	218	2563	71.2
	ACC-Only	20	4050		507-1178	.430	166-466	.356	266-359	.741	179	486	665	33.3	315	9	221	181	49	118	1446	72.3

Date	Opponent	CU		Opp	W/L	Score/Time	CLEMSON						OPPONENTS						Reb	TO	
		AP	USA				AP	USA	FG	FG%	3-Pt	3-Pt	FT	FT%	FG	FG%	3-Pt	3-Pt			FT
11/6	Winthrop				W	78-56	27-62	.435	13-32	.406	11-12	.917	18-52	.346	5-18	.278	15-18	.833	+9	10/14	
11/10	vs UAB ¹				W	77-76	27-55	.491	6-19	.316	17-27	.630	28-60	.467	9-22	.409	11-16	.688	-13	10/14	
11/12	vs Davidson ¹				W	68-65	26-57	.456	12-31	.387	4-8	.500	22-56	.393	9-25	.360	12-17	.706	-4	10/9	
11/19	Boise State				W	85-68	31-61	.508	8-15	.533	15-16	.938	22-56	.393	7-23	.304	17-22	.773	+15	12/17	
11/24	Alcorn State				W	90-69	34-70	.486	11-29	.379	11-18	.611	26-52	.500	5-14	.357	12-21	.571	+14	7/9	
11/28	at Alabama ²			23	20	W	85-77	32-60	.533	11-21	.524	10-15	.667	23-67	.343	11-35	.314	20-26	.769	0	11/7
12/3	at Pitt				W	79-70	28-60	.467	11-30	.367	12-15	.800	25-58	.431	8-23	.348	12-22	.545	+7	9/7	
12/6	South Carolina	24	20		W	72-67	25-56	.446	8-18	.444	14-20	.700	22-61	.361	10-30	.333	13-19	.684	+4	10/8	
12/9	vs TCU ³	24	20		W	74-66	24-58	.414	7-27	.259	19-24	.792	19-59	.322	3-16	.188	25-33	.758	+5	13/9	
12/16	at Memphis	13	11		L	77-79	30-61	.492	7-23	.304	10-15	.667	29-67	.433	4-26	.154	17-23	.739	+2	15/6	
12/22	Queens	18	18		W	109-79	43-68	.632	10-19	.526	13-17	.765	28-74	.378	14-42	.333	9-13	.692	+9	7/10	
12/29	Radford	18	17		W	93-58	34-60	.567	11-29	.379	14-14	1.000	22-53	.415	8-22	.364	6-7	.857	+32	13/9	
1/3	at Miami	16	16		L	82-95	31-68	.456	11-30	.367	9-9	1.000	35-66	.530	11-24	.458	14-15	.933	-4	11/9	
1/6	North Carolina	16	16	8	9	L	55-65	.362	1-18	.056	12-16	.750	25-60	.417	8-23	.348	7-12	.583	-11	5/10	
1/10	at Virginia Tech	21	22		L	72-85	28-63	.444	9-26	.346	7-8	.875	31-57	.544	13-24	.542	12-14	.857	-7	11/11	
1/13	Boston College	21	22		W	89-78	32-59	.542	7-20	.350	18-22	.818	30-59	.508	10-25	.400	8-12	.667	+15	9/8	
1/16	Georgia Tech				L 20T	90-93	29-70	.414	3-21	.143	29-38	.763	31-62	.500	15-35	.429	16-20	.800	+12	12/10	
1/20	at Florida State				W	78-67	25-49	.510	7-17	.412	21-25	.840	22-54	.407	4-18	.222	19-26	.731	+17	15/11	
1/27	at Duke			12	12	L	71-72	23-60	.383	7-23	.304	18-22	.818	21-51	.412	9-21	.429	21-33	.636	+9	9/7
1/30	Louisville				W	70-64	22-51	.431	5-22	.227	21-25	.840	22-64	.344	2-20	.100	18-23	.783	-19	13/16	
2/3	Virginia				L	65-66	20-56	.357	7-20	.350	18-21	.857	26-59	.441	5-15	.333	9-13	.692	-5	4/6	
2/6	at North Carolina			3	3	W	80-76	.397	11-31	.355	15-20	.750	24-65	.369	9-27	.333	19-25	.760	-1	5/6	
2/10	at Syracuse				W	77-68	31-51	.608	6-14	.429	9-13	.692	25-64	.391	7-23	.304	11-15	.733	+17	21/8	
2/14	Miami				W	77-60	22-56	.446	13-30	.433	14-17	.824	22-59	.373	12-32	.375	4-5	.800	+2	8/12	
2/17	NC State				L	77-78	27-58	.466	9-24	.375	14-17	.824	27-55	.491	9-20	.450	15-22	.682	+2	11/7	
2/21	at Georgia Tech				W	81-57	31-58	.534	14-29	.483	5-7	.714	16-53	.302	6-21	.286	19-21	.905	-3	5/9	
2/24	Florida State				W	74-73	22-50	.440	6-22	.273	24-30	.800	24-65	.369	4-19	.211	11-15	.733	+3	15/12	
2/27	Pitt				W	69-62	23-48	.479	7-15	.467	16-21	.762	20-61	.328	7-25	.280	15-20	.750	+7	11/3	
3/2	at Notre Dame				L	62-69	23-59	.390	5-28	.179	11-14	.786	24-57	.421	10-28	.357	11-14	.786	0	7/7	
3/5	Syracuse				W	90-75	32-57	.561	11-26	.423	15-16	.938	28-59	.475	8-22	.364	11-16	.688	+7	10/7	
3/9	at Wake Forest				L	76-81	26-56	.464	9-26	.346	15-16	.938	29-50	.580	9-21	.429	14-16	.875	-2	10/13	
3/13	vs Boston College ⁴				L	55-76	19-54	.352	4-20	.200	13-17	.765	25-58	.431	10-29	.345	16-16	1.000	-16	8/9	
3/22	vs New Mexico ⁵				W	77-56	28-63	.444	7-21	.333	14-19	.737	19-64	.297	3-23	.130	15-23	.652	-1	9/13	
3/24	vs Baylor ⁵			14	13	W	72-64	.489	6-17	.353	20-24	.833	21-54	.389	6-24	.250	16-26	.615	-1	11/10	
3/29	vs Arizona ⁶			9	9	W	77-72	29-59	.492	8-25	.320	11-16	.688	25-67	.373	5-28	.179	17-25	.680	-8	10/9
3/31	vs Alabama ⁶			19	18	L	82-89	.33-69	.478	8-26	.308	8-16	.500	29-62	.468	16-36	.444	15-22	.682	-11	8/13



BRAD BROWNELL

Head Coach
15th Season at Clemson
DePauw '91

■ Brad Brownell is serving in his 15th season as Clemson's head coach and 23rd as a college head coach.

■ In 14 seasons in Clemson, he has compiled a 265-189 record, which places him first all-time in Clemson coaching history with 265 victories. He has taken the Tigers to the 2024 Elite Eight, 2021 NCAA Tournament, 2018 Sweet 16, 2011 NCAA Tournament and three NIT appearances. He is No. 1 in Clemson coaching history in terms of winning percentage against ACC competition and his 128 regular season wins over ACC teams are the most-ever in program history.

■ Brownell owns the most career wins in Clemson history (265) and became the program's longest-tenured coach during the 2020-21 season.

BRAD BROWNELL YEAR BY YEAR

Year	School	Conf.	Overall	Conf. W-L	Conf. Finish	Post-Season
2002-03	UNC Wilmington	CAA	24-7	15-3	1st	NCAA 0-1
2003-04	UNC Wilmington	CAA	15-15	9-9	7th	-
2004-05	UNC Wilmington	CAA	19-10	13-5	2nd	-
2005-06	UNC Wilmington	CAA	25-8	15-3	1st	NCAA 0-1
2006-07	Wright State	Horizon	23-10	13-3	1st	NCAA 0-1
2007-08	Wright State	Horizon	21-10	12-6	2nd	-
2008-09	Wright State	Horizon	20-13	12-6	2nd	-
2009-10	Wright State	Horizon	20-12	12-6	2nd	-
2010-11	Clemson	ACC	22-12	9-7	t4th	NCAA 1-1
2011-12	Clemson	ACC	16-15	8-8	7th	-
2012-13	Clemson	ACC	13-18	5-13	11th	-
2013-14	Clemson	ACC	23-13	10-8	6th	NIT 3-1
2014-15	Clemson	ACC	16-15	8-10	t9th	-
2015-16	Clemson	ACC	17-14	10-8	t7th	-
2016-17	Clemson	ACC	17-16	6-12	12th	NIT 0-1
2017-18	Clemson	ACC	25-10	11-7	t3rd	NCAA 2-1
2018-19	Clemson	ACC	20-14	9-9	t8th	NIT 1-1
2019-20	Clemson	ACC	16-15	9-11	9th	n/a (COVID-19)
2020-21	Clemson	ACC	16-8	10-6	5th	NCAA 0-1
2021-22	Clemson	ACC	17-16	8-12	10th	-
2022-23	Clemson	ACC	23-11	14-6	t3rd	NIT 0-1
2023-24	Clemson	ACC	24-12	11-9	t5th	NCAA 3-1

BROWNELL CAREER TOTALS

BROWNELL CAREER TOTALS

			Overall		Conf. Games		ACC Tournament		NCAA Tournament		NIT Games	
School	Years		W-L	Pct.	W-L	Pct.	W-L	Pct.	W-L	Pct.	W-L	Pct.
UNC Wilmington	(4)	2003-06	83-40	.675	52-20	.722	-	-	0-2	.000	-	-
Wright State	(4)	2007-10	84-45	.651	49-21	.700	-	-	0-1	.000	-	-
Clemson	(14)	2011-24	265-189	.584	128-127	.502	7-13	.350	6-4	.600	4-4	.500
Totals	(22)	2003-24	408-262	.609	218-157	.581	7-13	.350	6-7	.462	4-4	.500

CLEMSON COACHING RECORDS

Career Records	Years	W	L	Pct.
1. Frank Dobson	(2) 1912-1913	13	5	.722
2. J.O. Erwin	(2) 1914-1915	3	8	.273
3. A.H. Ward	(1) 1916	2	6	.250
4. Country Morris	(2) 1917-1920	16	8	.667
5. Jiggs Donahue	(2) 1918-1919	6	3	.667
6. Larry Conover	(1) 1921	10	4	.714
7. E.R. Stewart	(2) 1922-1923	19	19	.500
8. Bud Saunders	(2) 1924-1925	6	28	.176
9. A.A. Gillian	(1) 1926	4	17	.190
10. Josh Cody	(5) 1927-1931	48	55	.466
11. Joe Davis	(9) 1932-1940	101	86	.540
12. Rock Norton	(6) 1941-1946	32	70	.314
13. Banks McFadden	(10) 1947-1956	85	131	.391
14. Press Maravich	(6) 1957-1962	55	96	.364
15. Bobby Roberts	(8) 1963-1970	82	116	.414
16. Bates Locke	(5) 1971-1975	62	70	.470
17. Bill Foster	(9) 1976-1984	156	106	.595
18. Cliff Ellis	(10) 1985-1994	177	128	.580
19. Rick Barnes	(4) 1995-1998	74	48	.607
20. Larry Shyatt	(5) 1999-2003	70	84	.455
21. Oliver Purnell	(7) 2004-2010	138	88	.611
22. Brad Brownell	(14) 2011-2024	265	189	.584

7. Bates Locke	(5) 1971-1975	20	42	.323
8. Press Maravich	(6) 1957-1962	25	59	.298
9. Larry Shyatt	(5) 1999-2003	20	60	.250
10. Banks McFadden	(3) 1954-1956	1	36	.027

ACC Tournament	Years	W	L	Pct.
1. Brad Brownell	(14) 2011-2024	7	13	.350
2. Rick Barnes	(4) 1995-1998	2	4	.333
3. Oliver Purnell	(6) 2004-2009	3	7	.300
4. Bill Foster	(9) 1976-1984	3	9	.250
Press Maravich	(6) 1957-1962	2	6	.250
6. Cliff Ellis	(10) 1985-1994	3	10	.231
7. Larry Shyatt	(5) 1999-2003	1	5	.167
Bates Locke	(5) 1971-1975	1	5	.167
9. Bobby Roberts	(8) 1963-1970	1	8	.111
10. Banks McFadden	(3) 1954-1956	0	3	.000

NCAA Tournament	No.	W	L	Pct.
1. Bill Foster	(1)	3	1	.750
2. Brad Brownell	(4)	6	4	.600
3. Cliff Ellis	(3)	3	3	.500
4. Rick Barnes	(3)	2	3	.400
5. Oliver Purnell	(3)	0	3	.000

ACC Records	Years	W	L	Pct.
1. Brad Brownell	(14) 2011-2024	128	127	.502
2. Oliver Purnell	(7) 2004-2010	50	62	.446
3. Rick Barnes	(4) 1995-1998	28	36	.438
4. Cliff Ellis	(10) 1985-1994	56	90	.384
5. Bill Foster	(9) 1976-1984	44	74	.373
6. Bobby Roberts	(8) 1963-1970	41	71	.367

NIT	No.	W	L	Pct.
1. Larry Shyatt	(1)	4	1	.800
2. Oliver Purnell	(2)	5	3	.625
3. Brad Brownell	(4)	4	4	.500
4. Cliff Ellis	(5)	4	5	.444
5. Bill Foster	(3)	1	3	.250
6. Rick Barnes	(1)	0	1	.000
Bates Locke	(1)	0	1	.000

Year	Head Coach	Overall	ACC	Finish	ACC Trn.	Non Conf.	Post-Season	Final AP	Final Coach	All-ACC	All-Am.	NBA Draft	PPG Offense	FG%	FT%	PPG Defense	Opp. FG%	Reb. Mar.
1954	Banks McFadden	5-18	0-9	(8)	0-1	5-8	-	-	-	0	0	0	62.3	.351	.617	78.3	.345	-
1955	Banks McFadden	2-21	0-14	(8)	0-1	2-6	-	-	-	1	0	0	73.7	.383	.685	93.3	-	-
1956	Banks McFadden	9-17	1-13	(8)	0-1	8-3	-	-	-	2	0	0	86.0	.402	.684	90.8	-	-
1957	Press Maravich	7-17	3-11	(T7)	0-1	4-5	-	-	-	0	0	0	72.5	.398	.732	82.4	.419	-7.7
1958	Press Maravich	8-16	4-10	(6)	0-1	4-5	-	-	-	1	0	1	68.7	.390	.713	71.8	.398	-4.0
1959	Press Maravich	8-16	5-9	(T6)	0-1	3-6	-	-	-	0	0	0	56.9	.367	.681	64.2	.371	-10.5
1960	Press Maravich	10-16	4-10	(7)	0-1	6-5	-	-	-	1	0	0	64.2	.374	.707	70.7	.419	-4.4
1961	Press Maravich	10-16	5-9	(6)	0-1	5-6	-	-	-	1	0	1	67.0	.385	.716	70.5	.471	-0.6
1962	Press Maravich	12-15	4-10	(6)	2-1	6-4	-	-	-	0	0	0	72.1	.410	.667	74.6	.427	1.8
1963	Bobby Roberts	12-13	5-9	(T4)	0-1	7-3	-	-	-	1	0	0	67.4	.408	.685	66.9	.404	1.0
1964	Bobby Roberts	13-12	8-6	(3)	1-1	4-5	-	-	-	1	0	1	70.2	.416	.689	69.0	.428	-1.3
1965	Bobby Roberts	8-15	4-10	(6)	0-1	4-4	-	-	-	2	0	0	74.2	.451	.669	75.7	.441	9.2
1966	Bobby Roberts	15-10	8-6	(T3)	0-1	7-3	-	-	-	0	0	0	76.9	.455	.698	73.4	.435	1.8
1967	Bobby Roberts	17-8	9-5	(4)	0-1	8-2	-	-	-	2	0	2	74.0	.462	.705	70.3	.421	3.8
1968	Bobby Roberts	4-20	3-11	(T7)	0-1	1-8	-	-	-	1	0	0	71.5	.396	.678	82.2	.466	-2.7
1969	Bobby Roberts	6-19	2-12	(T7)	0-1	4-6	-	-	-	1	0	0	79.2	.429	.664	85.4	.497	-7.8
1970	Bobby Roberts	7-19	2-12	(8)	0-1	5-6	-	-	-	1	0	0	80.3	.443	.672	90.3	.509	-9.2
1971	Tates Locke	9-17	3-11	(8)	0-1	6-5	-	-	-	0	0	0	58.9	.446	.635	65.9	.454	-5.1
1972	Tates Locke	10-16	2-10	(7)	0-1	8-5	-	-	-	0	0	0	63.4	.429	.708	66.1	.457	1.7
1973	Tates Locke	12-14	4-8	(T4)	0-1	8-5	-	-	-	0	0	0	69.8	.447	.715	69.4	.453	1.3
1974	Tates Locke	14-12	3-9	(T5)	0-1	11-2	-	-	-	0	0	0	68.3	.438	.725	69.3	.456	4.1
1975	Tates Locke	17-11	8-4	(T2)	1-1	8-6	NIT 0-1	-	19	2	0	1	80.3	.487	.671	72.1	.449	4.9
1976	Bill Foster	18-10	5-7	(T4)	1-1	12-2	-	-	-	1	0	0	83.4	.551	.673	75.1	.444	5.8
1977	Bill Foster	22-6	8-4	(T2)	1-1	13-1	-	-	-	2	1	1	86.6	.518	.668	68.9	.423	3.6
1978	Bill Foster	15-12	3-9	(T6)	0-1	12-2	-	-	-	0	0	1	82.6	.521	.697	73.7	.463	1.9
1979	Bill Foster	19-10	5-7	(5)	0-1	14-2	NIT 1-1	-	-	0	0	0	72.0	.490	.684	65.6	.478	3.0
1980	Bill Foster	23-9	8-6	(4)	1-1	14-2	NCAA 3-1	-	-	1	1	2	80.0	.510	.669	70.2	.475	3.3
1981	Bill Foster	20-11	6-8	(T5)	0-1	14-2	NIT 0-1	-	-	1	0	1	75.5	.510	.691	66.8	.460	4.3
1982	Bill Foster	14-14	4-10	(T6)	0-1	10-3	NIT 0-1	-	-	1	0	1	69.6	.514	.734	65.2	.492	2.4
1983	Bill Foster	11-20	2-12	(8)	0-1	9-7	-	-	-	0	0	1	75.6	.475	.690	78.0	.493	-0.7
1984	Bill Foster	14-14	3-11	(8)	0-1	11-2	-	-	-	0	0	1	71.5	.509	.688	68.1	.451	2.3
1985	Cliff Ellis	16-13	5-9	(T6)	0-1	11-3	NIT 0-1	-	-	0	0	1	75.0	.476	.659	71.0	.467	4.9
1986	Cliff Ellis	19-15	3-11	(7)	0-1	16-3	NIT 2-1	-	-	1	0	1	74.9	.475	.704	67.5	.449	4.9
1987	Cliff Ellis	25-6	10-4	(2)	0-1	15-1	NCAA 0-1	-	-	1	1	2	86.1	.529	.716	71.5	.437	4.3
1988	Cliff Ellis	14-15	4-10	(7)	0-1	10-4	NIT 0-1	-	-	1	0	0	74.3	.504	.640	72.0	.447	1.7
1989	Cliff Ellis	19-11	7-7	(6)	0-1	12-3	NCAA 2-1	-	-	2	0	0	79.8	.498	.646	75.6	.459	3.6
1990	Cliff Ellis	26-9	10-4	(1)	1-1	15-4	NCAA 2-1	17	13	2	0	1	79.3	.493	.609	69.3	.410	4.4
1991	Cliff Ellis	11-17	2-12	(8)	0-1	9-4	-	-	-	1	0	1	73.7	.462	.626	76.7	.433	1.3
1992	Cliff Ellis	14-14	4-12	(9)	0-1	10-1	-	-	-	0	0	0	76.6	.470	.597	75.5	.437	0.0
1993	Cliff Ellis	17-13	5-11	(7)	1-1	11-1	NIT 1-1	-	-	2	0	1	79.2	.472	.666	76.7	.450	0.2
1994	Cliff Ellis	18-16	6-10	(T7)	1-1	11-5	NIT 1-1	-	-	2	0	1	75.2	.459	.648	72.9	.419	4.1
1995	Rick Barnes	15-13	5-11	(T6)	0-1	10-1	NIT 0-1	-	-	0	0	0	64.1	.458	.696	62.5	.437	0.6
1996	Rick Barnes	18-11	7-9	(6)	1-1	10-1	NCAA 0-1	-	-	0	0	0	68.0	.446	.659	63.0	.425	3.5
1997	Rick Barnes	23-10	9-7	(T4)	0-1	12-1	NCAA 2-1	14	8	2	0	0	68.2	.443	.680	61.5	.427	4.5
1998	Rick Barnes	18-14	7-9	(T4)	1-1	10-4	NCAA 0-1	-	-	2	0	1	72.2	.472	.614	65.3	.431	1.5
1999	Larry Shyatt	20-15	5-11	(T7)	0-1	15-3	NIT 4-1	-	-	1	0	0	71.7	.459	.620	64.7	.411	8.2
2000	Larry Shyatt	10-20	4-12	(9)	0-1	6-7	-	-	-	1	0	0	64.4	.404	.671	70.0	.409	4.4
2001	Larry Shyatt	12-19	2-14	(9)	1-1	9-4	-	-	-	1	0	1	74.1	.424	.702	79.7	.439	-0.7
2002	Larry Shyatt	13-17	4-12	(T7)	0-1	9-4	-	-	-	1	0	0	72.4	.442	.628	73.8	.436	5.3
2003	Larry Shyatt	15-13	5-11	(8)	0-1	10-1	-	-	-	1	0	0	68.4	.442	.657	68.1	.433	2.2
2004	Oliver Purnell	10-18	3-13	(9)	0-1	7-4	-	-	-	0	0	0	65.7	.432	.631	70.9	.427	3.9
2005	Oliver Purnell	16-16	5-11	(9)	1-1	10-4	NIT 0-1	-	-	1	0	0	71.7	.443	.601	69.3	.437	2.0
2006	Oliver Purnell	19-13	7-9	(T7)	0-1	12-3	NIT 1-1	-	-	0	0	0	74.3	.436	.617	67.9	.449	1.1
2007	Oliver Purnell	25-11	7-9	(T8)	0-1	18-1	NIT 3-1	-	-	0	0	0	73.2	.469	.578	65.7	.449	1.9
2008	Oliver Purnell	24-10	10-6	(3)	2-1	12-3	NCAA 0-1	22	-	2	0	0	79.2	.456	.623	69.8	.437	2.3
2009	Oliver Purnell	23-9	9-7	(T5)	0-1	14-1	NCAA 0-1	24	-	1	0	0	78.3	.463	.688	68.0	.431	1.9
2010	Oliver Purnell	21-11	9-7	(T5)	0-1	12-3	NCAA 0-1	-	-	1	0	1	73.4	.453	.661	64.5	.422	2.1
2011	Brad Brownell	22-12	9-7	(T4)	1-1	12-4	NCAA 1-1	-	-	1	0	0	68.5	.443	.701	61.4	.402	1.6
2012	Brad Brownell	16-15	8-8	(7)	0-1	8-6	-	-	-	0	0	0	64.5	.433	.670	60.2	.431	0.7
2013	Brad Brownell	13-18	5-13	(11)	0-1	8-4	-	-	-	1	0	0	61.5	.417	.654	68.1	.348	0.2
2014	Brad Brownell	23-13	10-8	(6)	1-1	12-4	NIT 3-1	-	-	1	0	1	63.5	.424	.744	58.4	.395	1.9
2015	Brad Brownell	16-15	8-10	(T9)	0-1	8-5	-	-	-	0	0	0	62.7	.409	.682	62.2	.402	2.1
2016	Brad Brownell	17-14	10-8	(T7)	0-1	7-5	-	-	-	1	0	0	69.6	.437	.723	64.5	.420	0.3
2017	Brad Brownell	17-16	6-12	(12)	1-1	10-4	NIT 0-1	-	-	1	0	1	74.8	.449	.731	71.5	.453	-1.1
2018	Brad Brownell	25-10	11-7	(t3)	1-1	13-2	NCAA 2-1	20	15	1	0	0	73.8	.456	.755	65.9	.406	2.3
2019	Brad Brownell	20-14	9-9	(t8)	0-1	11-4	NIT 1-1	-	-	0	0	0	68.8	.449	.732	63.9	.407	3.4
2020	Brad Brownell	16-15	9-11	(9)	1-0	7-4	n/a^	-	-	1	0	0	66.5	.428	.686	64.1	.411	-1.0
2021	Brad Brownell	16-8	10-6	(5)	0-1	6-2	NCAA 0-1	-	-	1	0	0	64.9	.425	.769	61.9	.418	3.0
2022	Brad Brownell	17-16	8-12	(10)	1-1	9-4	-	-	-	0	0	0	71.7	.456	.736	68.5	.426	1.9
2023	Brad Brownell	23-11	14-6	(T3)	1-1	9-5	NIT 0-1	-	-	2	0	1	74.7	.467	.785	67.9	.405	2.0
2024	Brad Brownell	24-12	11-9	(T5)	0-1	13-3	NCAA 3-1	14	15	1	0	0	77.4	.469	.780	71.2	.414	2.3

^postseason canceled due to COVID-19 pandemic

2024-25 SCHEDULE

Date	Opponent	TV	Time
11/4	Maine	ACCN	7 PM
11/8	Army	ACCN	6 PM
11/12	vs. Kentucky ¹	ESPN	9 PM
11/16	Wofford	ACCN	Noon
11/22	at Arizona	ESPN2	10:30 PM
11/26	vs. Kansas ²	ESPN	9 PM
11/29	Seattle	ACCN	7 PM
12/4	Auburn ³	ESPN	9:15 PM
12/8	at Louisville	ACCN	6 PM
12/10	Incarnate Word	ACCN	7 PM
12/17	George Mason	ACCN	7 PM
12/21	at Georgia Tech	ACCN	TBD
12/31	Virginia Tech	ACCN	4:30 PM
1/4	at SMU	The CW	2:15 PM
1/7	Pitt	ESPN	7 PM
1/11	Notre Dame	ESPN	Noon
1/14	Miami	ESPN	9 PM
1/18	at Boston College	ESPN/2/U	TBD
1/25	at Wake Forest	ESPN	4:30 PM
1/27	NC State	ESPN	8:30 PM
2/1	North Carolina	ESPN	6:30 PM
2/5	at Syracuse	ESPN2	7 PM
2/8	at Clemson	ESPN	6 PM
2/12	California	ACCN	9 PM
2/15	Stanford	ABC	4 PM
2/17	at Virginia	ESPN	8 PM
2/22	vs. Illinois ⁴	FOX	8 PM
2/25	at Miami	ESPN	7 PM
3/1	Florida State	ACCN	7 PM
3/3	Wake Forest	ESPN	7 PM
3/8	at North Carolina	ESPN	6:30 PM

¹Champions Classic, Atlanta, Ga.

²Vegas Showdown, Las Vegas, Nevada

³ACC/SEC Challenge

⁴SentinelOne Classic, New York, N.Y.

QUICK FACTS

Location: Durham, North Carolina

Founded: 1838

Enrollment: 17,155

Colors: Duke Blue & White

President: Dr. Vincent Price

Athletics Director: Nina King

Arena: Cameron Indoor Stadium (9,314)

MEDIA SERVICES

Men's Basketball Contact: Henry Skutt

Office Phone: 919-668-4393

E-mail: henry.skutt@duke.edu

Website: GoDuke.com

Twitter: @DukeMBB

2024-25 ROSTER

No.	Player	Pos.	Ht	Wt.	Cl.	Hometown/High School/Previous Schools
1	Caleb Foster	G	6-5	202	So.	Harrisburg, N.C./Notre Dame (Calif.)
2	Cooper Flagg	G/F	6-9	205	Fr.	Newport, Maine/Montverde Academy
3	Isaiah Evans	G/F	6-6	175	Fr.	Huntersville, N.C./North Mecklenburg
5	Tyrese Proctor	G	6-6	183	Jr.	Sydney, Australia/NBA Global Academy
6	Maliq Brown	F	6-9	222	Jr.	Culpeper, Va./Blue Ridge/Syracuse
7	Kon Knueppel	G/F	6-7	217	Fr.	Milwaukee, Wis./Wisconsin Lutheran
8	Darren Harris	G/F	6-6	203	Fr.	Fairfax, Va./St. Paul VI
9	Khaman Maluach	C	7-2	250	Fr.	Rumbek, South Sudan/NBA Academy Africa
13	Cameron Sheffield	G/F	6-6	204	Sr.	Alpharetta, Ga./Chattahoochee/Rice
14	Sion James	G	6-6	220	Gr.	Sugar Hill, Ga./Lanier/Tulane
18	Mason Gillis	F	6-6	225	Gr.	New Castle, Ind./New Castle/Purdue
20	Neal Begovich	F	6-9	230	Gr.	San Francisco, Calif./St. Ignatius College Prep/Stanford
21	Patrick Ngongba II	C	6-11	250	Fr.	Fairfax, Va./St. Paul VI
52	Stanley Borden	C	7-0	241	Sr.	Istanbul, Turkey/Istanbul Int'l Community School
55	Spencer Hubbard	G	5-8	157	Gr.	Los Angeles, Calif./Harvard Westlake

Head Coach: Jon Scheyer (Duke '07)

Associate Head Coach: Chris Carrawell (Duke '00)

Associate Head Coach: Jai Lucas (Texas '11)

Assistant Coach: Will Avery (Duke '23)

Assistant Coach: Emanuel Dildy (Eastern Illinois '05)

Schedule as of Oct. 23, 2024; all times Eastern



2023-24 FINAL STATISTICS (27-9, 15-5/2ND ACC)

#	PLAYER	GP-GS	MIN	AVG	TOTAL		3-POINT		F-THROW		REBOUNDS				PF	A	TO	BLK	STL	PTS	AVG
30	FILIPOWSKI, Kyle	36-36	1095	30.4	220-435	.506	39-112	.348	112-167	.671	79	218	297	8.3	109	100	76	41	54	591	16.4
	ACC-Only	20-20	627	31.4	116-235	.494	24-67	.358	59-94	.628	41	110	151	7.6	59	57	46	17	30	315	15.8
00	MCCAIN, Jared	36-36	1136	31.6	175-379	.462	87-210	.414	77-87	.885	29	152	181	5.0	58	68	47	38	2	514	14.3
	ACC-Only	20-20	662	33.1	102-229	.445	45-120	.375	39-45	.867	17	92	109	5.5	24	32	26	21	1	288	14.4
03	ROACH, Jeremy	35-35	1143	32.7	166-355	.468	54-126	.429	103-122	.844	21	68	89	2.5	75	114	49	39	5	489	14.0
	ACC-Only	19-19	597	31.4	94-200	.470	34-77	.442	54-61	.885	12	43	55	2.9	41	58	28	22	1	276	14.5
25	MITCHELL, Mark	33-33	942	28.5	136-252	.540	11-40	.275	99-159	.623	73	123	196	5.9	54	36	38	26	24	382	11.6
	ACC-Only	18-18	527	29.3	82-139	.590	8-19	.421	55-92	.598	44	76	120	6.7	30	16	24	12	16	227	12.6
05	PROCTOR, Tyrese	32-32	973	30.4	120-284	.423	58-165	.352	37-49	.755	4	92	96	3.0	52	118	40	22	3	335	10.5
	ACC-Only	19-19	557	29.3	69-153	.451	36-95	.379	20-26	.769	0	53	53	2.8	28	60	27	12	1	194	10.2
01	FOSTER, Caleb	27-27	689	25.5	73-167	.437	28-69	.406	33-48	.688	11	55	66	2.4	53	58	29	16	2	207	7.7
	ACC-Only	16-16	415	25.9	36-87	.414	18-39	.462	16-23	.696	6	31	37	2.3	36	38	16	14	1	106	6.6
15	YOUNG, Ryan	36-36	424	11.8	39-67	.582	0-1	.000	22-35	.629	50	74	124	3.4	63	30	29	10	17	100	2.8
	ACC-Only	20-20	245	12.3	25-46	.543	0-0	.000	8-13	.615	33	41	74	3.7	37	16	18	5	10	58	2.9
12	POWER, TJ	26-26	181	7.0	17-51	.333	15-42	.357	6-7	.857	5	14	19	0.7	13	5	4	5	3	55	2.1
	ACC-Only	14-14	91	6.5	9-31	.290	7-24	.292	2-3	.667	4	7	11	0.8	6	2	2	1	2	27	1.9
13	STEWART, Sean	33-33	277	8.4	36-63	.571	0-0	.000	15-28	.536	44	60	104	3.2	51	7	13	17	16	87	2.6
	ACC-Only	18-18	154	8.6	17-30	.567	0-0	.000	10-17	.588	25	31	56	3.1	30	5	6	11	9	44	2.4
02	BLAKES, Jaylen	31-31	281	9.1	18-45	.400	5-19	.263	16-17	.941	7	19	26	0.8	32	13	8	21	5	57	1.8
	ACC-Only	15-15	114	7.6	3-17	.176	1-8	.125	7-7	1.000	3	3	6	0.4	17	3	2	10	3	14	0.9
21	REEVES, Christian	3-3	16	5.3	2-3	.667	0-0	.000	1-2	.500	1	4	5	1.7	3	0	2	0	1	5	1.7
	ACC-Only	0-0	0	0.0	0-0	.000	0-0	.000	0-0	.000	0	0	0	0.0	0	0	0	0	0	0	0.0
20	BEGOVIICH, Neal	8-8	18	2.3	0-4	.000	0-3	.000	2-2	1.000	1	3	4	0.5	0	0	0	0	0	2	0.3
	ACC-Only	2-2	3	1.5	0-1	.000	0-1	.000	2-2	1.000	1	0	1	0.5	0	0	0	0	0	2	1.0
55	HUBBARD, Spencer	10-10	25	2.5	2-6	.333	1-4	.250	1-2	.500	0	3	3	0.3	8	2	1	0	0	6	0.6
	ACC-Only	3-3	8	2.7	1-2	.500	1-2	.500	0-0	.000	0	0	0	0.0	5	0	1	0	0	3	1.0
	Total	36	7200	200.0	1004-2111	.476	298-791	.377	524-725	.723	382	936	1318	36.6	571	551	349	235	132	2830	78.61
	ACC-Only	20	4000	200.0	554-1170	.474	174-452	.385	272-383	.710	217	510	727	36.4	313	287	201	125	74	1554	77.70
	Opponents	36	7200	200.0	884-2055	.430	227-713	.318	392-578	.678	327	809	1136	31.6	579	450	407	192	159	2387	66.31
	ACC-Only	20	4000	200.0	504-1157	.436	128-404	.317	220-313	.703	187	442	629	31.5	305	252	211	113	83	1356	67.80

Date	Opponent	DU		Opp		W/L	Score/ Time	DUKE						OPPONENTS						Reb	TO
		AP	USA	AP	USA			FG	FG%	3-Pt FG	3-Pt FG%	FT	FT%	FG	FG%	3-Pt FG	3-Pt FG%	FT	FT%		
11/6	Dartmouth	2	3			W	92-54	38-59	.644	7-17	.412	9-12	.750	19-56	.339	4-18	.222	12-17	.706	+4	9/13
11/10	Arizona	2	3	12	22	L	73-78	28-65	.431	8-23	.348	9-12	.750	30-65	.462	6-17	.353	12-18	.667	-12	14/17
11/14	at Michigan St. ¹	9	9	18	19	W	74-65	22-49	.449	6-22	.273	24-30	.800	26-63	.413	6-19	.316	7-12	.583	+3	13/13
11/17	Bucknell ²	9	9			W	90-60	32-65	.492	13-34	.382	13-16	.813	20-54	.370	9-29	.310	11-15	.733	+19	7/13
11/21	La Salle ²	9	9			W	95-66	36-67	.537	9-22	.409	14-20	.700	24-58	.414	6-24	.250	12-17	.706	+15	5/9
11/24	Southern Ind. ²	9	9			W	80-62	29-60	.483	5-18	.278	17-28	.607	24-58	.414	9-21	.429	5-6	.833	+5	7/12
11/29	at Arkansas ³	7	7			L	75-80	24-67	.358	6-22	.273	21-31	.677	26-53	.491	9-22	.409	19-30	.633	-5	8/12
12/2	at Georgia Tech	7	7			L	68-72	26-62	.419	4-16	.250	12-20	.600	27-53	.509	7-23	.304	11-13	.846	0	6/12
12/9	Charlotte	22	21			W	80-56	24-48	.500	10-18	.556	22-28	.786	21-52	.404	4-20	.200	10-16	.625	+11	11/11
12/12	Hofstra	21	19			W	89-68	33-60	.550	11-22	.500	12-14	.857	25-50	.500	10-24	.417	8-10	.800	+9	10/14
12/20	vs Baylor ⁴	21	19	10	10	W	78-70	25-51	.490	4-12	.333	24-29	.828	25-58	.431	8-18	.444	12-16	.750	0	8/13
12/30	Queens (NC)	16	17			W	106-69	40-69	.580	9-26	.346	17-23	.739	25-59	.424	7-22	.318	12-19	.632	+8	9/19
1/2	Syracuse	14	13			W	86-66	31-59	.525	8-17	.471	16-18	.889	24-55	.436	4-16	.250	14-17	.824	-1	11/17
1/6	at Notre Dame	14	13			W	67-59	21-59	.356	8-26	.308	17-21	.810	23-59	.390	5-19	.263	8-16	.500	-2	11/14
1/9	at Pitt	11	11			W	75-53	29-56	.518	11-25	.440	6-9	.667	19-58	.328	9-27	.333	6-7	.857	+16	14/10
1/13	Georgia Tech	11	11			W	84-79	27-63	.429	10-21	.476	20-28	.714	30-55	.545	11-20	.550	8-12	.667	-2	4/14
1/20	Pitt	7	6			L	76-80	22-49	.449	11-28	.393	21-28	.750	30-59	.508	10-20	.500	10-16	.625	-7	11/10
1/23	at Louisville	12	12			W	83-69	29-63	.460	9-25	.360	16-22	.727	24-52	.462	5-17	.294	16-24	.667	+15	9/10
1/27	Clemson	12	12			W	72-71	21-51	.412	9-21	.429	21-33	.636	23-60	.383	7-23	.304	18-22	.818	-9	7/9
1/29	at Virginia Tech	7	7			W	77-67	31-56	.554	9-17	.529	6-10	.600	26-58	.448	6-22	.273	9-12	.750	+18	14/4
2/3	at North Carolina	7	7	3	3	L	84-93	35-69	.507	5-19	.263	9-11	.818	33-66	.500	9-24	.375	18-25	.720	-1	11/5
2/7	Notre Dame	9	10			W	71-53	26-60	.433	4-18	.222	15-25	.600	20-59	.339	7-27	.259	6-9	.667	+8	9/15
2/10	Boston College	9	10			W	80-65	30-63	.476	10-30	.333	10-13	.769	24-59	.407	5-26	.192	12-16	.750	+5	7/9
2/12	Wake Forest	9	8			W	77-69	26-55	.473	7-25	.280	18-25	.720	27-69	.391	6-26	.231	9-13	.692	+4	13/9
2/17	at Florida St.	9	8			W	76-67	26-56	.464	10-16	.625	14-20	.700	28-57	.491	4-14	.286	7-11	.636	+9	17/14
2/21	at Miami (FL)	8	7			W	84-55	28-54	.519	13-29	.448	15-21	.714	19-61	.311	6-25	.240	11-14	.786	+11	10/9
2/24	at Wake Forest	8	7			L	79-83	26-49	.531	11-25	.440	16-20	.800	29-48	.604	9-17	.529	16-22	.727	+8	11/6
2/28	Louisville	10	10			W	84-59	32-57	.561	11-22	.500	9-16	.563	23-56	.411	3-17	.176	10-19	.526	+19	14/9
3/2	Virginia	10	10			W	73-48	30-61	.492	6-19	.316	7-10	.700	17-55	.309	5-17	.294	9-13	.692	+13	10/12
3/4	NC State	9	8			W	79-64	32-68	.471	9-30	.300	6-9	.667	27-56	.482	3-9	.333	7-14	.500	+5	5/10
3/9	North Carolina	9	8	7	7	L	79-84	26-60	.433	9-23	.391	18-24	.750	31-62	.500	7-15	.467	15-18	.833	-11	7/13
3/14	vs NC State ⁵	11	11			L	69-74	28-65	.431	5-20	.250	8-14	.571	28-61	.459	7-16	.438	11-20	.550	+4	9/9
3/22	vs Vermont ⁶	13	14			W	64-47	19-45	.422	6-18	.333	20-29	.690	20-52	.385	5-20	.250	2-6	.333	+12	9/12
3/24	vs James Madison ⁶	13	14			W	93-55	33-63	.524	14-28	.500	13-18	.722	19-50	.380	4-18	.222	13-23	.565	+5	6/14
3/29	vs Houston ⁷	13	14	2	2	W	54-51	20-49	.408	6-17	.353	8-12	.667	20-49	.408	2-8	.250	9-17	.529	+4	14/10
3/31	vs NC State ⁷	13	14			L	64-76	19-59	.322	5-20	.250	21-26	.808	28-60	.467	3-13	.231	17-23	.739	+2	9/5



JON SCHEYER

*Head Coach
Third Season at Duke
Duke '07*

JON SCHEYER YEAR BY YEAR

Year	School	Conf.	Overall (ACC)	Conf. W-L	Conf. Finish	Post- Season
2022-23	Duke	ACC	27-9	14-6	t3rd	NCAA 1-1
2023-24	Duke	ACC	27-9	15-5	2nd	NCAA 3-1

■ In his second campaign as Duke men's basketball head coach, Jon Scheyer continued to build upon his historic debut, guiding the 2023-24 Blue Devils to a 27-9 record for the second consecutive year, finishing second in the ACC standings with a 15-5 league mark and advancing to the NCAA Tournament Elite Eight. Duke was ranked inside the top-25 for the entirety of the 2023-24 season, concluding at No. 9 in the final Associated Press poll.

■ Scheyer led the Blue Devils to a 27-9 mark in his first season, Duke captured the ACC Tournament title and went undefeated at home as Scheyer became the first coach in the conference's storied history to post an undefeated home record in a debut season and the first to lead a team to an ACC title as both a player (2009, 2010) and as a head coach (2023).

■ Scheyer took over the reigns of the Duke program for the 2022-23 season after Mike Krzyzewski concluded his 42-year tenure. He was named to The Athletic's 40 Under 40 in college sports in 2022, and was previously touted as one of the best assistant coaches in college basketball. He has also been integral in the recruiting and development of several young Duke stars since joining the staff. Duke has signed a top-three recruiting class per ESPN in every season since Scheyer joined the staff, including the No. 1 class five times in nine seasons (2014, 2015, 2017, 2018, 2022).

SCHEYER CAREER TOTALS

		Overall		Conf. Games		ACC Tournament		NCAA Tournament		NIT Games		
School	Years		W-L	Pct.	W-L	Pct.	W-L	Pct.	W-L	Pct.	W-L	Pct.
Duke	(2)	2023-24	54-18	.750	29-11	.725	3-1	.750	4-2	.667	-	-
Totals	(2)	2023-24	54-18	.750	29-11	.725	3-1	.750	4-2	.667	-	-

DUKE COACHING RECORDS

Career Records			Years	W	L	Pct.
1.	W.W. Card	(7)	1906-1912	30	17	.638
2.	J.E. Brinn	(1)	1913	11	8	.579
3.	Noble Clay	(2)	1914-1915	22	18	.550
4.	Bob Doak	(1)	1916	9	11	.450
5.	Chick Doak	(2)	1917-1918	30	9	.769
6.	H.P. Cole	(1)	1919	6	5	.545
7.	W.J. Rothensies	(1)	1920	10	4	.714
8.	E.J. Egan	(1)	1921	9	6	.600
9.	James Baldwin	(1)	1922	6	12	.333
10.	J.S. Burbage	(2)	1923-1924	34	13	.723
11.	G.C. Buckheit	(4)	1925-1928	25	35	.417
12.	Eddie Cameron	(14)	1929-1942	226	99	.695
13.	Gerry Gerard	(8)	1943-1950	131	78	.627
14.	Harold Bradley	(9)	1951-1959	167	78	.681
15.	Vic Bubas	(10)	1960-1969	213	67	.761
16.	Bucky Waters	(4)	1970-1973	63	45	.583
17.	Neil McGeachy	(1)	1974	10	16	.385
18.	Bill Foster	(6)	1975-1980	113	64	.638
*	Pete Gaudet	(interim)	1995	4	15	.211
19.	Mike Krzyzewski	(42)	1981-2022	1,129	309	.785
20.	Jon Scheyer	(2)	2023-2024	54	18	.750

4.	Harold Bradley	(9)	1951-1959	56	24	.700
5.	Bucky Waters	(4)	1970-1973	27	25	.519
6.	Bill Foster	(6)	1975-1980	31	43	.419
7.	Neil McGeachy	(1)	1974	2	10	.167
*	Pete Gaudet	(interim)	1995	2	13	.133

ACC Tournament			Years	W	L	Pct.
1.	Vic Bubas	(10)	1960-1969	22	6	.786
2.	Jon Scheyer	(2)	2023-2024	3	1	.750
3.	Mike Krzyzewski	(40)	1981-2022	69	24	.741
4.	Bill Foster	(6)	1975-1980	8	4	.667
5.	Harold Bradley	(9)	1951-1959	6	6	.500
	Pete Gaudet	(interim)	1995	1	1	.500
6.	Bucky Waters	(4)	1970-1973	1	4	.200
7.	Neil McGeachy	(1)	1974	0	1	.000

NCAA Tournament			No.	W	L	Pct.
1.	Mike Krzyzewski	(36)		101	31	.765
2.	Vic Bubas	(4)		11	4	.733
3.	Bill Foster	(3)		6	3	.667
	Jon Scheyer	(2)		4	2	.667
5.	Harold Bradley	(1)		0	1	.000

ACC Games Only			Years	W	L	Pct.
1.	Vic Bubas	(10)	1960-1969	106	32	.768
2.	Jon Scheyer	(2)	2023-2024	29	11	.725
3.	Mike Krzyzewski	(4)	1981-2022	466	193	.707

Year	Head Coach	Overall	ACC	Finish	ACC Trn.	Non Conf.	Post-Season	Final AP	Final Coach	All-ACC	All-Am.	NBA Draft	PPG Offense	FG%	FT%	PPG Defense	Opp. FG%	Reb. Mar.
1954	Harold Bradley	22-6	9-1	(1)	1-1	13-5		15	20	3	0	2	83.2	.398	.671	69.5	--	4.8
1955	Harold Bradley	20-8	11-3	(2)	2-1	9-5	NCAA 0-1	-	-	2	0	0	85.2	.390	.664	72.7	.360	-1.0
1956	Harold Bradley	19-7	10-4	(T3)	1-1	9-3		17	18	2	0	3	80.6	.387	.699	69.8	.350	-1.2
1957	Harold Bradley	13-11	8-6	(3)	0-1	5-5		-	-	1	0	0	78.4	.392	.679	77.0	.378	-3.6
1958	Harold Bradley	18-7	11-3	(1)	1-1	7-4		10	13	3	0	2	69.2	.406	.678	65.2	.392	3.2
1959	Harold Bradley	13-12	7-7	(T3)	1-1	6-5		-	-	2	0	0	65.4	.373	.654	68.7	.430	4.1
1960	Vic Bubas	17-11	7-7	(4)	3-0	10-4	NCAA 2-1	18	15	1	0	0	64.4	.421	.623	63.2	.383	7.2
1961	Vic Bubas	22-6	10-4	(3)	2-1	12-2		10	9	2	1	2	81.5	.483	.642	71.2	.439	10.9
1962	Vic Bubas	20-5	11-3	(2)	1-1	9-2		10	13	2	1	0	82.0	.466	.633	67.9	.427	11.3
1963	Vic Bubas	27-3	14-0	(1)	3-0	13-3	NCAA 3-1	2	2	2	2	1	83.3	.511	.673	68.9	.402	4.7
1964	Vic Bubas	26-5	13-1	(1)	3-0	13-4	NCAA 3-1	3	4	4	1	2	84.1	.475	.728	69.3	.434	4.7
1965	Vic Bubas	20-5	11-3	(1)	2-1	9-2		10	9	3	0	1	92.4	.490	.668	77.8	.444	12.7
1966	Vic Bubas	26-4	12-2	(1)	3-0	14-2	NCAA 3-1	2	2	3	2	2	82.8	.494	.723	71.6	.424	9.5
1967	Vic Bubas	18-9	9-3	(2)	2-1	9-6	NIT 0-1	-	19	2	1	2	82.8	.456	.724	76.2	.453	10.5
1968	Vic Bubas	22-6	11-3	(2)	1-1	11-3	NIT 1-1	10	11	1	1	2	78.9	.458	.753	67.5	.406	2.3
1969	Vic Bubas	15-13	8-6	(T3)	2-1	7-7		-	-	1	0	2	82.0	.474	.682	79.4	.436	5.4
1970	Bucky Waters	17-9	8-6	(4)	0-1	9-3	NIT 0-1	-	-	1	0	0	75.6	.496	.683	72.1	.425	6.2
1971	Bucky Waters	20-10	9-5	(3)	0-1	11-5	NIT 2-2	-	-	1	1	2	79.6	.491	.766	73.7	.418	2.3
1972	Bucky Waters	14-12	6-6	(T4)	1-1	9-7		-	-	2	0	0	68.4	.477	.729	68.1	.434	3.7
1973	Bucky Waters	12-14	4-8	(T4)	0-1	8-6		-	-	2	0	1	78.1	.465	.785	76.6	.451	-1.7
1974	Neil McGeachy	10-16	2-10	(7)	0-1	8-6		-	-	0	0	0	75.3	.461	.719	77.6	.460	0.5
1975	Bill Foster	13-13	2-10	(T6)	0-1	11-3		-	-	1	0	1	82.9	.517	.725	81.5	.460	3.3
1976	Bill Foster	13-14	3-9	(7)	0-1	10-5		-	-	1	0	1	88.3	.522	.692	85.0	.489	3.2
1977	Bill Foster	14-13	2-10	(T6)	0-1	12-3		-	-	1	0	2	76.4	.501	.760	72.9	.449	4.9
1978	Bill Foster	27-7	8-4	(2)	3-0	19-3	NCAA 4-1	7	9	3	2	0	85.6	.527	.791	74.4	.468	4.3
1979	Bill Foster	22-8	9-3	(1)	2-1	13-5	NCAA 0-1	11	7	3	3	2	71.9	.513	.698	65.5	.474	0.4
1980	Bill Foster	24-9	7-7	(5)	3-0	17-2	NCAA 2-1	14	16	2	1	1	73.3	.506	.746	68.3	.459	-1.2
1981	Mike Krzyzewski	17-13	6-8	(T5)	0-1	11-5	NIT 2-1	-	-	1	1	2	69.9	.497	.677	66.9	.496	-2.9
1982	Mike Krzyzewski	10-17	4-10	(T6)	0-1	6-7		-	-	1	0	1	64.0	.479	.679	70.0	.513	1.2
1983	Mike Krzyzewski	11-17	3-11	(7)	0-1	8-6		-	-	1	0	0	80.2	.474	.739	83.7	.516	1.1
1984	Mike Krzyzewski	24-10	7-7	(T3)	2-1	17-3	NCAA 0-1	14	14	2	0	0	77.2	.492	.724	72.3	.499	0.7
1985	Mike Krzyzewski	23-8	8-6	(T4)	1-1	15-2	NCAA 1-1	10	12	2	1	1	78.9	.527	.693	67.9	.469	5.9
1986	Mike Krzyzewski	37-3	12-2	(1)	3-0	25-1	NCAA 5-1	1	1	2	2	4	79.9	.513	.716	67.2	.477	2.0
1987	Mike Krzyzewski	24-9	9-5	(3)	0-1	15-4	NCAA 2-1	17	-	2	1	2	77.2	.483	.710	67.3	.453	4.2
1988	Mike Krzyzewski	28-7	9-5	(3)	3-0	19-2	NCAA 4-1	5	5	1	1	0	83.8	.490	.719	68.8	.452	5.4
1989	Mike Krzyzewski	28-8	9-5	(T2)	2-1	19-3	NCAA 4-1	9	7	1	1	1	86.5	.537	.675	69.8	.423	1.5
1990	Mike Krzyzewski	29-9	9-5	(2)	1-1	20-4	NCAA 5-1	15	14	3	1	2	89.1	.489	.762	76.6	.451	2.3
1991	Mike Krzyzewski	32-7	11-3	(1)	1-1	21-4	NCAA Champ	6	6	3	1	0	87.7	.511	.726	73.4	.445	2.7
1992	Mike Krzyzewski	34-2	14-2	(1)	3-0	20-0	NCAA Champ	1	1	4	3	2	88.0	.536	.748	72.6	.467	-0.1
1993	Mike Krzyzewski	24-8	10-6	(T3)	0-1	14-2	NCAA 1-1	10	10	3	2	2	86.4	.507	.721	71.2	.442	0.9
1994	Mike Krzyzewski	28-6	12-4	(1)	1-1	16-2	NCAA 5-1	6	6	3	1	2	77.6	.486	.711	67.3	.415	2.0
1995	Krzyzewski/Gaudet	13-18	2-14	(9)	1-1	11-4		-	-	1	0	2	77.7	.475	.670	73.7	.439	-0.7
1996	Mike Krzyzewski	18-13	8-8	(T4)	0-1	10-5	NCAA 0-1	-	-	3	0	0	75.4	.445	.703	69.8	.437	-2.8
1997	Mike Krzyzewski	24-9	12-4	(1)	0-1	12-5	NCAA 1-1	8	8	2	0	0	79.7	.462	.700	66.2	.422	3.0
1998	Mike Krzyzewski	32-4	15-1	(1)	2-1	17-3	NCAA 3-1	3	3	3	2	1	85.6	.475	.740	64.1	.411	8.8
1999	Mike Krzyzewski	37-2	16-0	(1)	3-0	21-2	NCAA 5-1	1	1	5	2	4	91.8	.514	.705	67.2	.391	0.9
2000	Mike Krzyzewski	29-5	15-1	(1)	3-0	14-4	NCAA 2-1	1	1	3	2	1	88.0	.481	.742	71.3	.417	1.1
2001	Mike Krzyzewski	35-4	13-3	(T1)	3-0	22-1	NCAA Champ	1	1	3	2	1	90.7	.481	.696	70.5	.416	1.0
2002	Mike Krzyzewski	31-4	13-3	(2)	3-0	18-1	NCAA 2-1	1	1	3	3	3	88.9	.495	.690	69.2	.421	1.3
2003	Mike Krzyzewski	26-7	11-5	(T2)	3-0	15-2	NCAA 2-1	7	7	3	1	1	81.1	.453	.712	69.6	.433	2.3
2004	Mike Krzyzewski	31-6	13-3	(1)	2-1	18-3	NCAA 4-1	6	6	4	3	2	79.8	.471	.736	65.0	.407	1.6
2005	Mike Krzyzewski	27-6	11-5	(3)	3-0	16-1	NCAA 2-1	3	2	3	2	1	78.2	.445	.713	65.2	.390	-2.7
2006	Mike Krzyzewski	32-4	14-2	(1)	3-0	18-2	NCAA 2-1	1	1	2	2	2	81.1	.487	.761	68.1	.429	-2.7
2007	Mike Krzyzewski	22-11	8-8	(T6)	0-1	14-3	NCAA 0-1	-	-	1	0	1	70.4	.469	.689	62.0	.422	4.9
2008	Mike Krzyzewski	28-6	13-3	(2)	1-1	14-2	NCAA 1-1	9	9	3	1	0	83.2	.463	.697	69.4	.435	0.1
2009	Mike Krzyzewski	30-7	11-5	(T2)	3-0	16-2	NCAA 2-1	6	11	2	1	1	77.5	.444	.728	65.9	.444	2.7
2010	Mike Krzyzewski	35-5	13-3	(T1)	3-0	19-2	NCAA Champ	3	1	3	1	0	77.0	.441	.759	61.0	.401	6.2
2011	Mike Krzyzewski	32-5	13-3	(2)	3-0	16-2	NCAA 2-1	3	3	2	2	3	80.9	.471	.753	64.7	.433	2.7
2012	Mike Krzyzewski	27-7	13-3	(2)	1-1	14-3	NCAA 0-1	8	14	3	0	2	77.3	.456	.701	69.6	.433	2.6
2013	Mike Krzyzewski	30-6	14-4	(2)	0-1	16-1	NCAA 3-1	6	5	3	0	2	77.2	.472	.739	65.3	.416	-1.1
2014	Mike Krzyzewski	26-9	13-5	(T3)	2-1	11-3	NCAA 0-1	8	16	2	1	2	78.4	.460	.729	67.4	.456	2.0
2015	Mike Krzyzewski	35-4	15-3	(2)	1-1	20-1	NCAA Champ	4	1	3	2	3	79.3	.502	.699	64.2	.422	5.3
2016	Mike Krzyzewski	25-11	11-7	(T5)	1-1	13-3	NCAA 2-1	19	18	1	1	1	81.1	.460	.723	72.5	.445	-0.6
2017	Mike Krzyzewski	28-9	11-7	(T5)	4-0	13-2	NCAA 1-1	7	13	2	1	4	80.8	.475	.762	70.2	.432	2.6
2018	Mike Krzyzewski	29-8	13-5	(2)	1-1	15-2	NCAA 3-1	9	4	3	1	4	84.4	.492	.710	69.6	.405	8.1
2019	Mike Krzyzewski	32-6	14-4	(3)	3-0	15-2	NCAA 3-1	1	4	2	2	3	82.7	.478	.686	67.8	.398	5.8
2020	Mike Krzyzewski	25-6	15-5	(T2)	0-0	10-1	n/a^	11	8	2	2	3	82.5	.470	.720	68.0	.417	5.7
2021	Mike Krzyzewski	13-11	9-9	(10)	2-0	4-2		-	-	1	0	1	76.0	.468	.691	71.3	.455	4.7
2022	Mike Krzyzewski	32-7	16-4	(1)	2-1	16-3	NCAA 4-1	9	3	3	1	5	80.1	.491	.738	67.8	.417	4.0
2023	Jon Scheyer	27-9	14-6	(T3)	3-0	13-3	NCAA 1-1	12	16	1	0	2	72.0	.452	.766	63.6	.406	7.9
2024	Jon Scheyer	27-9	15-5	(2)	0-1	12-4	NCAA 3-1	9	9	2	1	2	78.6	.476	.723	66.3	.430	5.0

^postseason canceled due to COVID-19 pandemic

2024-25 SCHEDULE

Date	Opponent	TV	Time
11/4	Northern Kentucky	ACCNX	7 PM
11/9	vs. Rice ¹	ESPN+	7 PM
11/12	Tarleton State	ACCNX	7 PM
11/15	Florida	ACCN	6 PM
11/19	Hofstra	ACCNX	7 PM
11/22	vs. Temple ²	ESPN+	5 PM
11/24	vs. UMass ²	ESPN2	3:30 PM
11/27	Western Carolina	TBD	TBD
12/3	at LSU ³	SECN	9 PM
12/7	at NC State	ESPNU	4 PM
12/14	vs. Tulane ⁴	ACCN	4:30 PM
12/17	Winthrop	ACCNX	7 PM
12/21	Louisville	The CW	2 PM
1/4	Syracuse	ACCN	6 PM
1/8	at Miami	ACCN	7 PM
1/11	at Clemson	ACCN	2 PM
1/15	Pitt	ESPNU	9 PM
1/18	Georgia Tech	ESPNU	TBD
1/22	at California	ACCN	9 PM
1/25	at Stanford	ACCN	7 PM
1/29	Virginia Tech	ACCN	7 PM
2/1	at Boston College	ACCN	2 PM
2/4	Notre Dame	ACCN	7 PM
2/12	at Wake Forest	ESPN2/U	7 PM
2/15	Clemson	The CW	Noon
2/19	Miami	ACCN	9 PM
2/22	at Louisville	The CW	Noon
2/24	North Carolina	ESPN	7 PM
3/1	Duke	ACCN	7 PM
3/4	at Virginia	ACCN	9 PM
3/8	SMU	ESPNU	4 PM

¹The Battleground 2K24, Houston, Texas

²Basketball HOF Tipoff, Uncasville, Conn.

³ACC/SEC Challenge

⁴Autonation Orange Bowl Classic, Sunrise, Fla.

Schedule as of Oct. 23, 2024; all times Eastern

QUICK FACTS

Location: Tallahassee, Florida

Founded: 1851

Enrollment: 44,597

Colors: Garnet & Gold

President: Richard McCullough

Athletics Director: Michael Alford

Arena: Donald L. Tucker Center (11,500)

MEDIA SERVICES

Men's Basketball Contact: Chuck Walsh

Office Phone: 850-644-1077

E-mail: cwash@fsu.edu

Website: Seminoles.com

Twitter: @FSUHoops

2024-25 ROSTER

No.	Player	Pos.	Ht.	Wt.	Cl.	Hometown/High School/Previous School
0	Chandler Jackson	G	6-5	205	Jr.	Memphis, Tenn./Christian Brothers Academy
1	Jamir Watkins	G	6-7	210	Sr.	Trenton, N.J./Trenton Catholic/VCU
3	Bostyn Holt	G	6-7	200	Sr.	Portland, Oregon/Roosevelt/South Dakota
4	Jason Simpson	G	5-10	170	Sr.	West Palm Beach, Fla./Montverde Academy/St. John's
5	Daquan Davis	G	6-1	176	Fr.	Baltimore, Md./Overtime Elite
7	Jerry Deng	F	6-9	220	So.	Rochester, N.Y./Norcross (Ga.)/Hampton University
9	Anastasios Rozakeas	G/F	6-7	225	Fr.	Athens, Greece/Lyceum Senior High School
10	Taylor Bol Bowen	F	6-10	195	So.	Jericho, Vt./Brewster Academy
11	Christian Nitu	F	6-11	220	Fr.	Whitby, Ontario, Canada/Fort Erie International Academy
12	Malique Ewin	F	6-11	230	Jr.	Lawrenceville, Ga./Berkmar/Ole Miss./South Plains C.C.
15	Jalen Crawford	G	6-0	145	Fr.	Tallahassee, Fla./MacLay School
19	AJ Swinton	F	6-6	200	Fr.	Cabin John, Md./Bishop O'Connell
21	Alier Maluk	F	7-0	218	Fr.	Baldwin, Pa./Long Island Lutheran
25	Justin Thomas	G	6-7	184	Jr.	Baton Rouge, La./Village Christian Academy/Texas San Antonio
35	Waka Mbatch	F	6-10	225	So.	Serekunda, Gambia/KOTU Secondary School
43	Jesse Jones	G	6-4	195	Sr.	Clermont, FL/Montverde Academy

Head Coach: Leonard Hamilton (Tennessee Martin '71)

Associate Head Coach: Stan Jones (Memphis '84)

Assistant Coach: Kevin Nickelberry (Virginia Wesleyan '86)

Assistant Coach: Jake Morton (Miami '93)



2023-24 FINAL STATISTICS (17-16, 10-10/T8TH ACC)

#	PLAYER	GP-GS	MIN	AVG	TOTAL FG-FGA	FG%	3FG-FGA	3FG%	F-THROW FT-FTA	FT%	OFF	DEF	TOT	AVG	PF	DQ	A	TO	BLK	STL	PTS	AVG
2	WATKINS, Jamir	33-33	928:12	28.1	159-348	.457	33-96	.344	163-205	.795	49	150	199	6.0	92	3	91	84	26	64	514	15.6
	ACC-Only	20-20	585:35	29.3	103-220	.468	23-63	.365	98-121	.810	29	88	117	5.9	54	1	51	54	16	37	327	16.4
22	GREEN JR., Darin	32-32	959:49	30.0	130-320	.406	78-205	.380	25-35	.714	10	87	97	3.0	63	0	32	35	3	45	363	11.3
	ACC-Only	19-19	572:54	30.2	77-182	.423	47-119	.395	10-13	.769	6	57	63	3.3	45	0	20	21	0	32	211	11.1
23	SPEARS, Primo	24-0	545:27	22.7	93-237	.392	16-60	.267	52-68	.765	7	31	38	1.6	32	1	51	46	0	29	254	10.6
	ACC-Only	18-0	404:28	22.5	67-169	.396	12-42	.286	31-45	.689	6	22	28	1.6	25	1	41	39	0	17	177	9.8
3	CORHEN, Cameron	28-12	596:58	21.3	110-175	.629	0-2	.000	43-64	.672	50	60	110	3.9	59	0	16	25	10	23	263	9.4
	ACC-Only	19-5	404:59	21.3	79-117	.675	0-1	.000	29-44	.659	33	43	76	4.0	40	0	7	16	7	14	187	9.8
11	MILLER, Baba	33-32	818:09	24.8	92-205	.449	24-82	.293	44-79	.557	39	123	162	4.9	101	4	46	51	37	30	252	7.6
	ACC-Only	20-19	517:16	25.9	59-132	.447	15-53	.283	27-46	.587	25	74	99	5.0	64	3	29	29	23	18	160	8.0
1	WARLEY, Jalen	33-32	796:12	24.1	86-203	.424	1-7	.143	74-102	.725	32	54	86	2.6	87	4	92	36	10	42	247	7.5
	ACC-Only	20-19	477:23	23.9	51-126	.405	1-7	.143	41-54	.759	17	34	51	2.6	55	4	59	22	7	22	144	7.2
21	FLETCHER, Cam'Ron	7-0	111:18	15.9	19-49	.388	5-17	.294	4-7	.571	9	26	35	5.0	12	0	7	12	4	8	47	6.7
	ACC-Only	1-0	15:06	15.1	1-6	.167	1-1	1.000	0-0	.000	3	4	7	7.0	1	0	1	3	1	0	3	3.0
0	JACKSON, Chandler	31-1	453:35	14.6	58-130	.446	12-41	.293	25-31	.806	11	31	42	1.4	45	0	33	12	5	24	153	4.9
	ACC-Only	18-1	265:35	14.8	39-81	.481	7-21	.333	15-19	.789	8	21	29	1.6	24	0	14	6	3	14	100	5.6
5	GREEN, De'Ante	31-20	368:42	11.9	50-98	.510	3-17	.176	37-53	.698	28	26	54	1.7	62	1	12	24	9	5	140	4.5
	ACC-Only	19-14	174:43	9.2	25-48	.521	3-10	.300	11-16	.688	9	10	19	1.0	26	0	6	10	2	2	64	3.4
10	BOWEN, Taylor Bol	31-0	338:18	10.9	37-80	.463	7-33	.212	16-24	.667	30	52	82	2.6	41	0	8	20	15	18	97	3.1
	ACC-Only	19-0	212:44	11.2	22-46	.478	5-21	.238	14-20	.700	18	30	48	2.5	26	0	5	12	8	15	63	3.3
33	GAINEY, Jaylan	28-1	297:36	10.6	32-51	.627	0-0	.000	13-28	.464	17	39	56	2.0	26	0	3	15	20	8	77	2.8
	ACC-Only	20-1	198:03	9.9	22-34	.647	0-0	.000	11-22	.500	9	22	31	1.6	21	0	1	8	14	3	55	2.8
20	NICKELBERRY, Josh	32-1	298:53	9.3	25-71	.352	13-50	.260	18-27	.667	4	26	30	0.9	20	0	7	13	2	6	81	2.5
	ACC-Only	20-1	137:58	6.9	10-35	.286	3-24	.125	6-8	.750	2	7	9	0.5	11	0	2	4	1	3	29	1.5
12	HOUSE, Tom	23-0	83:41	3.6	10-22	.455	8-17	.471	5-10	.500	4	5	9	0.4	9	0	6	6	1	2	33	1.4
	ACC-Only	13-0	30:02	2.3	2-7	.286	1-5	.200	4-8	.500	2	2	4	0.3	4	0	1	3	0	1	9	0.7
40	SPAINHOUR, Isaac	3-1	05:21	1.8	1-3	.333	0-2	.000	0-0	.000	0	1	1	0.3	0	0	1	1	0	1	2	0.7
	ACC-Only	1-1	02:14	2.2	0-0	.000	0-0	.000	0-0	.000	0	0	0	0.0	0	0	0	0	0	0	0	0.0
45	BROWN, Michael	2-0	03:07	1.6	0-1	.000	0-1	.000	1-2	.500	0	0	0	0.0	0	0	0	0	0	0	1	0.5
	ACC-Only	0-0	0:00	0	0-0	.000	0-0	.000	0-0	.000	0	0	0	0.0	0	0	0	0	0	0	0	0.0
51	ADEBISI, Sola	7-0	09:14	1.3	1-2	.500	0-0	.000	0-0	.000	0	1	1	0.1	1	0	1	1	0	0	2	0.3
	ACC-Only	1-0	00:11	0.2	0-0	.000	0-0	.000	0-0	.000	0	0	0	0.0	0	0	0	0	0	0	0	0.0
35	MBATCH, Waka	2-0	03:25	1.7	0-0	.000	0-0	.000	0-0	.000	0	0	0	0.0	1	0	0	1	0	0	0	0.0
	ACC-Only	0-0	0:00	0	0-0	.000	0-0	.000	0-0	.000	0	0	0	0.0	0	0	0	0	0	0	0	0.0
4	SIMPSON, Jason	1-0	00:11	0.2	0-0	.000	0-0	.000	0-0	.000	0	0	0	0.0	0	0	0	0	0	0	0	0.0
	ACC-Only	1-0	00:11	0.2	0-0	.000	0-0	.000	0-0	.000	0	0	0	0.0	0	0	0	0	0	0	0	0.0
43	JONES, Jesse	3-0	03:18	1.1	0-0	.000	0-0	.000	0-0	.000	0	1	1	0.3	0	0	0	0	0	0	0	0.0
	ACC-Only	1-0	00:11	0.2	0-0	.000	0-0	.000	0-0	.000	0	0	0	0.0	0	0	0	0	0	0	0	0.0
44	THORPE, Max	3-0	03:34	1.2	0-0	.000	0-0	.000	0-0	.000	0	0	0	0.0	0	0	0	0	0	0	0	0.0
	ACC-Only	1-0	00:27	0.5	0-0	.000	0-0	.000	0-0	.000	0	0	0	0.0	0	0	0	0	0	0	0	0.0
	Total	33	6625		903-1995	.453	200-630	.317	520-735	.707	336	762	1098	33.3	651	13	406	392	142	305	2526	76.5
	ACC-Only	20	4000		557-1203	.463	118-367	.322	297-416	.714	191	442	633	31.7	396	9	237	232	82	178	1529	76.5
	Opponents	33	6625		859-1892	.454	256-723	.354	544-775	.702	372	842	1214	36.8	616	14	416	493	98	186	2518	76.3
	ACC-Only	20	4000		527-1138	.463	157-433	.363	332-460	.722	216	510	726	36.3	363	7	249	291	68	109	1543	77.2

FLORIDA STATE												OPPONENTS									
Date	Opponent	FS AP	USA AP	Opp AP	W/L TV	Score/ Time	FG	FG%	3-Pt FG	3-Pt FG%	FT	FT%	FG	FG%	3-Pt FG	3-Pt FG%	FT	FT%	Reb Mar	TO FS/Opp	
11/10	Kennesaw State				W	94-67	34-73	.466	11-33	.333	15-25	.600	22-69	.319	4-25	.160	19-26	.731	+2	15/17	
11/13	Central Michigan ¹				W	94-67	35-63	.556	12-28	.429	12-15	.800	23-44	.523	4-19	.211	17-31	.548	+4	14/21	
11/17	at Florida				L	68-89	24-66	.364	2-13	.154	18-31	.581	30-58	.517	7-18	.389	22-36	.611	-15	10/20	
11/20	vs UNLV ¹				W	83-75	32-51	.627	5-12	.417	14-18	.778	29-51	.569	2-10	.200	15-24	.625	+3	15/14	
11/21	vs Colorado ¹			18	21	W OT	77-71	27-57	.474	8-24	.333	15-22	.682	25-72	.347	5-20	.250	16-21	.762	-8	20/18
11/29	Georgia ²				L	66-68	22-64	.344	8-22	.364	14-18	.778	22-55	.400	8-25	.320	16-26	.615	+4	9/10	
12/2	at North Carolina			17	16	L	70-78	27-67	.403	12-28	.429	4-8	.500	24-57	.421	5-22	.227	25-31	.806	-9	12/13
12/9	vs South Florida ³				L	72-88	23-59	.390	8-22	.364	18-35	.514	26-61	.426	12-23	.522	24-32	.750	0	16/14	
12/16	SMU				L	57-68	19-61	.311	4-22	.182	15-19	.789	26-56	.464	7-22	.318	9-21	.429	-10	8/15	
12/19	North Florida				W	91-75	34-67	.507	10-22	.455	13-19	.684	24-60	.400	18-46	.391	9-12	.750	+17	11/11	
12/22	Winthrop				W	67-61	17-54	.315	3-18	.167	30-42	.714	17-51	.333	7-16	.438	20-27	.741	-7	13/24	
12/30	Lipscomb				L	75-78	25-62	.403	4-18	.222	21-27	.778	28-59	.475	11-23	.478	11-15	.733	+4	9/11	
1/3	Georgia Tech				W	82-71	31-60	.517	7-17	.412	13-17	.765	25-59	.424	7-26	.269	14-26	.538	+7	13/10	
1/6	Virginia Tech				W	77-74	28-61	.459	3-15	.200	18-29	.621	25-51	.490	11-23	.478	13-20	.650	-3	10/16	
1/9	Wake Forest				W	87-82	28-55	.509	7-13	.538	24-30	.800	28-59	.475	9-25	.360	17-21	.810	-9	20/13	
1/13	at Notre Dame				W	67-58	25-64	.391	4-14	.286	13-15	.867	23-55	.418	9-26	.346	3-11	.273	+1	8/14	
1/17	at Miami				W	84-75	33-68	.485	4-17	.235	14-23	.609	27-58	.466	7-28	.250	14-24	.583	+6	13/14	
1/20	Clemson				L	67-78	22-54	.407	4-18	.222	19-26	.731	25-49	.510	7-17	.412	21-25	.840	-17	11/15	
1/23	at Syracuse				W	85-69	32-65	.492	6-17	.353	15-20	.750	23-52	.442	1-14	.071	22-33	.667	-3	9/16	
1/27	North Carolina			3	3	L	68-75	27-62	.435	9-20	.450	5-11	.455	24-58	.414	8-21	.381	19-24	.792	-9	14/17
2/3	at Louisville				L	92-101	33-64	.516	3-19	.158	23-35	.657	31-57	.544	3-11	.273	36-45	.800	+1	18/16	
2/6	at Boston College				W	63-62	28-64	.438	5-19	.263	2-4	.500	24-59	.407	8-27	.296	6-6	1.000	-8	11/15	
2/10	Virginia				L	76-80	24-47	.511	2-16	.125	26-33	.788	26-52	.500	10-18	.556	18-24	.750	+2	9/8	
2/13	at Virginia Tech				L	75-83	24-45	.533	8-18	.444	19-29	.655	22-54	.407	11-23	.478	28-32	.875	-12	13/11	
2/17	Duke			9	8	L	67-76	28-57	.491	4-14	.286	7-11	.636	26-56	.464	10-16	.625	14-20	.700	-9	14/17
2/20	Boston College				W	84-76	28-51	.549	7-18	.389	21-29	.714	28-54	.519	9-22	.409	11-16	.688	-2	11/16	
2/24	at Clemson				L	63-74	24-65	.369	4-19	.211	11-15	.733	22-50	.440	6-22	.273	24-30	.800	-3	12/15	
2/27	NC State				W	90-83	37-62	.597	5-14	.357	11-14	.786	30-63	.476	10-21	.476	13-20	.650	-5	11/14	
3/2	at Georgia Tech				L	76-85	28-70	.400	7-21	.333	13-17	.765	30-71	.423	8-26	.308	17-24	.708	-22	9/16	
3/5	at Pitt				L	73-88	22-52	.423	5-17	.294	24-31	.774	33-59	.559	11-26	.423	11-18	.611	0	12/11	
3/9	Miami				W	83-75	28-70	.400	12-33	.364	15-19	.789	31-65	.477	7-19	.368	6-10	.600	+1	9/17	
3/13	vs. Virginia Tech ⁴				W	86-76	29-54	.537	3-13	.231	25-30	.833	26-53	.491	6-24	.250	18-24	.750	+9	10/13	
3/14	vs. North Carolina ⁴			4	4	L	67-92	25-61	.410	4-16	.250	13-18	.722	34-65	.523	8-19	.421	16-20	.800	-26	12/13



LEONARD HAMILTON

*Head Coach
23rd Season at Florida State
Tennessee Martin '71*

■ The most successful coach in Florida State history, Leonard Hamilton is the Seminoles' all-time winningest coach and enters the 2024-25 season fifth in ACC history with 421 career victories.

■ Under Hamilton, the Seminoles have won at least 20 games 12 times and have advanced to the postseason 15 times (8 NCAA, 7 NIT). In his coaching career, he has led his teams to 11 NCAA Tournament appearances and 21 postseason appearances. He led FSU to the regular-season ACC title and top seed in ACC Tournament in 2020 before the season was cut short by the COVID-19 pandemic.

■ He has earned three National Coach of the Year awards, three ACC Coach of the Year awards and two Big East Coach of the Year awards.

■ Hamilton has led Florida State to a pair of ACC championships (2012, 2020). The 2012 ACC Championship was the first in program history.

■ During Hamilton's tenure as a collegiate head coach at Florida State, Miami and Oklahoma State dating back to 1988, more than 94 percent of his players have earned their degrees.

LEONARD HAMILTON YEAR BY YEAR

Year	School	Conf.	Overall	Conf. W-L	Conf. Finish	Post-Season
1986-87	Oklahoma State	Big 8	8-20	4-10	7th	-
1987-88	Oklahoma State	Big 8	14-16	4-10	t6th	-
1988-89	Oklahoma State	Big 8	17-13	7-7	t4th	NIT 1-1
1989-90	Oklahoma State	Big 8	17-14	6-8	5th	NIT 1-1
1990-91	Miami	Ind.	9-19	-	-	-
1991-92	Miami	Big East	8-24	1-17	10th	-
1992-93	Miami	Big East	10-17	7-11	9th	-
1993-94	Miami	Big East	7-20	0-18	10th	-
1994-95	Miami	Big East	15-13	9-9	5th	NIT 0-1
1995-96	Miami	Big East	15-13	8-10	4th	-
1996-97	Miami	Big East	16-13	9-9	t4th	NIT 0-1
1997-98	Miami	Big East	18-10	11-7	2nd	NCAA 0-1
1998-99	Miami	Big East	23-7	15-3	2nd	NCAA 1-1
1999-00	Miami	Big East	23-11	13-3	t1st	NCAA 2-1
2002-03	Florida State	ACC	14-15	4-12	9th	-
2003-04	Florida State	ACC	19-14	6-10	t7th	NIT 1-1
2004-05	Florida State	ACC	12-19	4-12	t10th	-
2005-06	Florida State	ACC	20-10	9-7	5th	NIT 1-1
2006-07	Florida State	ACC	• 22-13	7-9	t8th	NIT 2-1
2007-08	Florida State	ACC	19-15	7-9	t7th	NIT 0-1
2008-09	Florida State	ACC	25-10	10-6	4th	NCAA 0-1
2009-10	Florida State	ACC	22-10	10-6	t3rd	NCAA 0-1
2010-11	Florida State	ACC	23-11	11-5	3rd	NCAA 2-1
2011-12	Florida State	ACC (ACC)	25-10	12-4	3rd	NCAA 1-1
2012-13	Florida State	ACC	18-16	9-9	5th	NIT 0-1
2013-14	Florida State	ACC	22-14	9-9	t7th	NIT 3-1
2014-15	Florida State	ACC	17-16	8-10	t10th	-
2015-16	Florida State	ACC	20-14	8-10	t11th	NIT 1-1
2016-17	Florida State	ACC	26-9	12-6	t2nd	NCAA 1-1
2017-18	Florida State	ACC	23-12	9-9	t8th	NCAA 3-1
2018-19	Florida State	ACC	29-8	13-5	4th	NCAA 2-1
2019-20	Florida State	ACC (ACC)	26-5	16-4	1st	n/a (COVID-19)
2020-21	Florida State	ACC	18-7	11-4	2nd	NCAA 2-1
2021-22	Florida State	ACC	17-14	10-10	8th	-
2022-23	Florida State	ACC	9-23	7-13	12th	-
2023-24	Florida State	ACC	17-16	10-10	t8th	-

• 22 overall victories later vacated by NCAA penalties

HAMILTON CAREER TOTALS

School	Years	W-L	Overall Pct.	Conf. W-L	Conf. Pct.	ACC Tournament W-L	ACC Tournament Pct.	NCAA Tournament W-L	NCAA Tournament Pct.	NIT Games W-L	NIT Games Pct.
Oklahoma State	(4) 1987-1990	56-63	.471	21-35	.375	-	-	-	-	2-2	.500
Miami	(10) 1991-2000	144-147	.495	73-87	.456	-	-	3-3	.500	0-2	.000
Florida State	(22) 2003-2024	• 421-281	.600	192-179	.518	15-20	.429	11-8	.578	8-7	.533
Totals	(36) 1987-00, '03-24	• 621-491	.558	286-301	.487	15-20	.429	14-11	.560	10-11	.476

• 22 overall victories later vacated by NCAA penalties

FLORIDA STATE COACHING RECORDS

Career Records	Years	W	L	Pct.	NCAA Tournament	No.	W	L	Pct.
1. Don Loucks	(1) 1948	5	13	.277	1. Leonard Hamilton	(8)	11	8	.578
2. Bud Kennedy	(18) 1949-1966	236	208	.532	2. Hugh Durham	(3)	4	3	.571
3. Hugh Durham	(12) 1967-1978	229	96	.705	3. Pat Kennedy	(5)	6	5	.545
4. Joe Williams	(8) 1979-1986	129	105	.551	4. Steve Robinson	(1)	1	1	.500
5. Pat Kennedy	(11) 1987-1997	202	131	.607	Joe Williams	(1)	1	1	.500
6. Steve Robinson	(5) 1998-2002	64	86	.427					
7. Leonard Hamilton	(22) 2003-2024	421	281	.600					

ACC Games Only	Years	W	L	Pct.	NIT	No.	W	L	Pct.
1. Leonard Hamilton	(22) 2003-2024	192	179	.518	1. Pat Kennedy	(2)	5	2	.714
2. Pat Kennedy	(6) 1992-1997	45	51	.469	2. Leonard Hamilton	(7)	8	7	.533
3. Steve Robinson	(5) 1998-2002	25	55	.313	3. Joe Williams	(1)	1	1	.500

ACC Tournament	Years	W	L	Pct.
1. Leonard Hamilton	(20) 2003-2019, 21-24	15	20	.429
2. Steve Robinson	(5) 1998-2002	3	5	.375
3. Pat Kennedy	(6) 1992-1997	1	6	.143

Year	Head Coach	Overall	Conf.	Finish	Conf. Trn.	Non Conf.	Post-Season	Final AP	Final Coach	All-Conf.	All-Am.	NBA Draft	PPG Offense	FG%	FT%	PPG Defense	Opp. FG%	Reb. Mar.
1954	Bud Kennedy	13-7	-	-	-	13-7	-	-	-	-	0	0	75.3	-	-	72.4	-	-
Member of Florida Intercollegiate Conference																		
1955	Bud Kennedy	22-4	10-0	(1)	1-0	12-4	-	-	-	3	0	0	54.6	.367	.720	40.8	.367	9.4
1956	Bud Kennedy	16-9	9-1	(1)	0-1	7-8	-	-	-	-	0	0	80.9	.405	.723	76.5	.417	-2.3
1957	Bud Kennedy	9-17	5-5	-	-	4-12	-	-	-	-	0	0	75.1	.380	.679	79.3	.396	-13.6
Independent																		
1958	Bud Kennedy	9-16	-	-	-	9-16	-	-	-	-	0	0	67.6	.335	.717	54.1	.395	-4.2
1959	Bud Kennedy	8-15	-	-	-	8-15	-	-	-	-	0	0	77.0	.379	.675	81.5	.414	-5.1
1960	Bud Kennedy	10-15	-	-	-	10-15	-	-	-	-	0	0	77.1	.388	.654	78.0	.427	-0.9
1961	Bud Kennedy	14-10	-	-	-	14-10	-	-	-	-	0	0	74.4	.458	.697	69.5	.419	1.3
1962	Bud Kennedy	15-8	-	-	-	15-8	-	-	-	-	0	1	77.4	.512	.691	68.1	.422	-1.4
1963	Bud Kennedy	15-10	-	-	-	15-10	-	-	-	-	0	0	69.8	.467	.638	67.2	.418	2.8
1964	Bud Kennedy	14-14	-	-	-	14-14	-	-	-	-	0	0	73.4	.457	.727	73.4	.439	-3.9
1965	Bud Kennedy	16-10	-	-	-	16-10	-	-	-	-	0	0	69.9	.444	.716	67.8	.434	2.1
1966	Bud Kennedy	15-11	-	-	-	15-11	-	-	-	-	0	1	75.9	.454	.701	71.1	.443	4.8
1967	Hugh Durham	11-15	-	-	-	11-15	-	-	-	-	0	0	71.1	.452	.672	74.5	.444	-10.1
1968	Hugh Durham	19-8	-	-	-	19-8	NCAA 0-1	-	-	-	0	0	90.3	.490	.730	78.4	.415	9.4
1969	Hugh Durham	18-8	-	-	-	18-8	-	-	-	-	0	0	86.9	.471	.651	79.1	.453	11.4
1970	Hugh Durham	23-3	-	-	-	23-3	-	11	14	-	1	2	91.7	.481	.718	75.2	.404	14.6
1971	Hugh Durham	17-9	-	-	-	17-9	-	-	-	-	0	2	91.5	.476	.675	80.2	.433	6.9
1972	Hugh Durham	27-6	-	-	-	27-6	NCAA 4-1	10	10	-	1	1	86.9	.468	.606	71.4	.420	7.0
1973	Hugh Durham	18-8	-	-	-	18-8	-	-	-	-	0	2	81.6	.498	.608	71.5	.429	8.7
1974	Hugh Durham	18-8	-	-	-	18-8	-	-	-	-	0	2	88.0	.427	.707	78.8	.444	5.0
1975	Hugh Durham	18-8	-	-	-	18-8	-	-	-	-	0	0	83.0	.502	.645	71.6	.442	3.1
1976	Hugh Durham	21-6	-	-	-	21-6	-	-	16	-	0	0	83.9	.491	.690	68.9	.450	7.0
Member of Metro Conference																		
1977	Hugh Durham	16-11	5-7	(5)	0-1	11-4	-	-	-	1	0	0	83.3	.500	.659	77.1	.482	1.1
1978	Hugh Durham	23-6	11-1	(1)	1-1	12-5	NCAA 0-1	15	12	2	0	2	83.3	.503	.650	72.0	.459	4.0
1979	Joe Williams	19-10	7-3	(3)	2-1	12-7	-	-	-	2	0	0	76.7	.510	.686	73.6	.501	4.5
1980	Joe Williams	22-9	7-5	(4)	2-1	15-4	NCAA 1-1	-	-	2	0	2	79.3	.532	.685	74.8	.498	0.1
1981	Joe Williams	17-11	7-5	(2)	1-1	10-6	-	-	-	2	0	3	73.8	.489	.685	71.1	.459	2.6
1982	Joe Williams	11-17	4-8	(6)	1-1	7-9	-	-	-	1	0	0	73.8	.488	.671	75.7	.512	1.1
1983	Joe Williams	14-14	5-7	(5)	0-1	9-7	-	-	-	1	0	1	75.8	.481	.719	77.3	.507	0.1
1984	Joe Williams	20-11	9-5	(3)	1-1	11-6	NIT 1-1	-	-	1	0	2	74.1	.529	.676	68.7	.472	-0.9
1985	Joe Williams	14-16	4-10	(7)	2-1	10-6	-	-	-	2	0	2	76.7	.498	.669	71.8	.464	0.9
1986	Joe Williams	12-17	4-10	(7)	1-1	8-7	-	-	-	1	0	1	79.4	.509	.698	81.3	.500	-3.7
1987	Pat Kennedy	19-11	3-9	(6)	0-1	16-2	NIT 1-1	-	-	1	0	1	83.7	.486	.702	78.4	.444	0.3
1988	Pat Kennedy	19-11	8-6	(2)	1-1	11-5	NCAA 0-1	-	-	1	0	0	84.3	.508	.682	76.2	.465	6.3
1989	Pat Kennedy	22-8	10-4	(2)	1-1	12-4	NCAA 0-1	16	16	1	0	1	91.3	.505	.727	80.7	.481	0.7
1990	Pat Kennedy	16-15	6-9	(5)	0-1	10-6	-	-	-	0	0	0	76.6	.468	.707	75.5	.478	2.4
1991	Pat Kennedy	21-11	12-5	(2)	3-0	9-6	NCAA 1-1	-	-	0	0	0	79.3	.462	.670	75.9	.443	3.1
Member of Atlantic Coast Conference																		
1992	Pat Kennedy	22-10	11-5	(2)	1-1	11-5	NCAA 2-1	20	16	2	0	0	82.7	.484	.664	77.4	.446	-1.6
1993	Pat Kennedy	25-10	12-4	(2)	0-1	13-6	NCAA 3-1	11	11	3	0	2	86.3	.495	.673	79.7	.450	1.0
1994	Pat Kennedy	13-14	6-10	(T7)	0-1	7-4	-	-	-	1	0	1	77.0	.444	.656	74.8	.435	2.3
1995	Pat Kennedy	12-15	5-11	(T6)	0-1	7-3	-	-	-	2	0	1	75.1	.444	.671	74.6	.438	2.7
1996	Pat Kennedy	13-14	5-11	(8)	0-1	8-2	-	-	-	1	0	0	75.3	.441	.652	73.1	.442	3.5
1997	Pat Kennedy	20-12	6-10	(T7)	0-1	10-0	NIT 4-1	-	-	1	0	1	73.4	.449	.642	66.8	.400	0.5
1998	Steve Robinson	18-14	6-10	(T6)	0-1	12-3	NCAA 1-1	-	-	0	0	0	71.5	.457	.665	69.3	.401	5.0
1999	Steve Robinson	13-17	5-11	(T7)	1-1	7-5	-	-	-	1	0	0	70.6	.445	.660	73.3	.461	3.5
2000	Steve Robinson	12-17	6-10	(T6)	1-1	5-6	-	-	-	2	0	0	64.6	.412	.684	70.2	.427	1.1
2001	Steve Robinson	9-21	4-12	(8)	0-1	5-8	-	-	-	0	0	0	69.5	.427	.671	76.3	.453	1.2
2002	Steve Robinson	12-17	4-12	(T7)	1-1	7-4	-	-	-	2	0	0	71.8	.430	.656	74.0	.441	3.8
2003	Leonard Hamilton	14-15	4-12	(9)	1-1	9-2	-	-	-	1	0	0	68.1	.432	.672	66.6	.391	-2.3
2004	Leonard Hamilton	19-14	6-10	(T7)	0-1	13-3	NIT 1-1	-	-	1	0	1	71.5	.438	.686	65.1	.401	1.2
2005	Leonard Hamilton	12-19	4-12	(T10)	0-1	8-6	-	-	-	0	0	1	68.6	.452	.665	70.0	.430	-1.3
2006	Leonard Hamilton	20-10	9-7	(5)	0-1	11-2	NIT 1-1	-	-	2	0	1	76.7	.479	.704	69.2	.431	1.8
2007	Leonard Hamilton	*22-13	7-9	(T8)	1-1	15-4	NIT 2-1	-	-	1	1	1	74.5	.481	.758	69.0	.451	-0.2
2008	Leonard Hamilton	19-15	7-9	(T7)	1-1	11-5	NIT 1-1	-	-	1	0	0	72.1	.443	.773	69.0	.433	-0.5
2009	Leonard Hamilton	25-10	10-6	(4)	2-1	13-3	NCAA 0-1	16	22	1	1	1	68.3	.435	.725	64.9	.387	0.9
2010	Leonard Hamilton	22-10	10-6	(T3)	0-1	12-3	NCAA 0-1	-	-	2	0	2	68.2	.452	.644	60.4	.377	5.2
2011	Leonard Hamilton	23-11	11-5	(3)	0-1	12-5	NCAA 2-1	-	-	1	0	1	69.1	.435	.665	62.0	.363	4.9
2012	Leonard Hamilton	25-10	12-4	(3)	3-0	10-7	NCAA 1-1	10	15	1	0	1	69.8	.456	.707	62.9	.381	3.0
2013	Leonard Hamilton	18-16	9-9	(5)	0-1	9-6	NIT 0-1	-	-	1	0	0	67.0	.444	.735	68.6	.437	-2.4
2014	Leonard Hamilton	22-14	9-9	(T7)	1-1	12-4	NIT 3-1	-	-	0	0	0	70.9	.466	.722	66.4	.399	1.1
2015	Leonard Hamilton	17-16	8-10	(T9)	1-1	9-6	-	-	-	0	0	0	66.6	.457	.669	67.0	.420	4.2
2016	Leonard Hamilton	20-14	8-10	(T10)	1-1	11-3	NIT 1-1	-	-	0	0	0	78.0	.464	.695	74.0	.442	3.4
2017	Leonard Hamilton	26-9	12-6	(T2)	1-1	16-2	NCAA 1-1	16	24	1	0	2	82.1	.483	.689	72.1	.416	3.8
2018	Leonard Hamilton	23-12	9-9	(T8)	0-1	14-2	NCAA 3-1	-	18	0	0	0	80.2	.468	.691	72.9	.417	2.7
2019	Leonard Hamilton	29-8	13-5	(4)	2-1	14-2	NCAA 2-1	10	13	0	1	2	74.9	.442	.744	67.2	.407	4.5
2020	Leonard Hamilton	26-5	16-4	(1)	0-0	10-1	n/a^	4	5	2	0	2	75.4	.457	.750	65.7	.406	2.6
2021	Leonard Hamilton	18-7	11-4	(2)	1-1	7-3	NCAA 2-1	14	10	3	0	3	77.2	.474	.741	69.2	.397	8.0
2022	Leonard Hamilton	17-14	10-10	(8)	0-1	7-4	-	-	-	0	0	0	71.0	.434	.708	71.9	.444	-0.3
2023	Leonard Hamilton	9-23	7-13	(12)	0-1	2-10	-	-	-	0	0	0	69.3	.436	.726	76.2	.454	-3.9
2024	Leonard Hamilton	17-16	10-10	(T8)	1-1	7-6	-	-	-	0	0	0	76.5	.453	.707	76.3	.454	-3.5

*denotes 22 victories later vacated by NCAA Committee on Infractions; ^postseason canceled due to COVID-19 pandemic

2024-25 SCHEDULE

Date	Opponent	TV	Time
11/6	West Georgia	ACCNX	7:30 PM
11/10	North Florida	ACCNX	1 PM
11/12	Texas Southern	ACCNX	7:30 PM
11/15	Georgia	ACCNX	8 PM
11/23	Cincinnati	ACCNX	2 PM
11/27	Charleston Southern	ACCNX	7:30 PM
11/30	Central Arkansas	ACCNX	1 PM
12/3	at Oklahoma ¹	ESPNU	9 PM
12/7	at North Carolina	ACCN	2 PM
12/15	vs. Northwestern ²	BTN	3:30 PM
12/18	UMBC	ACCNX	7:30 PM
12/21	Duke	ACCN	TBD
12/28	Alabama A&M	ACCN	Noon
12/31	Notre Dame	ACCN	2:30 PM
1/4	Boston College	ESPNU	TBD
1/7	at Syracuse	ACCN	7 PM
1/11	at SMU	ESPN2/U	4 PM
1/14	Clemson	ACCN	9 PM
1/18	at Florida State	ESPNU	TBD
1/22	Virginia Tech	ESPN2/U	7 PM
1/28	at Notre Dame	ACCN	9 PM
2/1	Louisville	The CW	3:45 PM
2/4	at Clemson	ACCN	9 PM
2/8	at Virginia	The CW	5:30 PM
2/12	Stanford	ACCN	7 PM
2/15	California	ACCN	4 PM
2/22	at Boston College	ACCN	2 PM
2/25	at Pitt	ACCN	7 PM
3/1	NC State	ACCN	3 PM
3/4	Miami	ACCN	7 PM
3/8	at Wake Forest	The CW	Noon

¹ACC/SEC Challenge

²MKE Tip-Off, Milwaukee, Wis.

Schedule as of Oct. 23, 2024; all times Eastern

QUICK FACTS

Location: Atlanta, Georgia
Founded: 1885
Enrollment: 47,961
Colors: Old Gold & White
President: Dr. Angel Cabrera
Athletics Director: J Batt
Arena: McCamish Pavilion (8,600)

MEDIA SERVICES

Men's Basketball Contact: Mike Stamus
Office Phone: 404-894-5446
E-mail: mstamus@athletics.gatech.edu
Website: RamblinWreck.com
Twitter: @GTMBB

2024-25 ROSTER

No.	Player	Pos.	Ht.	Wt.	Cl.	Hometown/High School/Previous Schools
0	Lance Terry	G	6-3	200	Sr.	College Park, Ga./Gardner-Webb
1	Naithan George	G	6-3	185	So.	Toronto, Ontario/Canyon International Academy
2	Javian McCollum	G	6-2	175	Sr.	Fort Myers, Fla./Oklahoma/Siena
3	Jaeden Mustaf	G	6-5	210	Fr.	Bowie, Md./Overtime Elite
9	Luke O'Brien	F	6-8	225	Sr.	Littleton, Colo./Colorado
10	Darrion Sutton	F	6-8	205	Fr.	St. Charles, Mo./Overtime Elite
11	Baye Ndongo	F	6-9	240	So.	Mboro, Senegal/Putnam Science Academy
12	Ryan Mutombo	C	7-2	255	Sr.	Atlanta, Ga./Georgetown
14	Kowacie Reeves, Jr.	G	6-7	205	Sr.	Macon, Ga./Florida
30	Ibrahim Souare	F	6-9	225	R-Fr.	Conakry, Guinea/Canyon International Academy
31	Duncan Powell	F	6-8	235	Jr.	Dallas, Texas/Sacramento State/North Carolina A&T
32	Dyllan Thompson	G/F	6-7	215	Fr.	Sugar Land, Texas/Second Baptist HS
33	Marcos San Miguel	G	6-4	203	So.	Atlanta, Ga./Campbell HS
35	Emmer Nichols	F	6-6	223	So.	Woodside, Calif./Sacred Heart Preparatory School
45	Doryan Onwuchekwa	C	6-11	240	Fr.	DeSoto, Texas/Faith Family Academy of Oak Cliff

Head Coach: Damon Stoudamire (Arizona '08)
Associate Head Coach: Karl Hobbs (UConn '84)
Assistant Coach: B.J. Elder (Georgia Tech '14)
Assistant Coach: Pershin Williams (North Florida '05)
Assistant Coach: Nate Babcock (Wisconsin-Eau Claire '09)
Assistant Coach: Bonzi Wells (Ball State '98)



2023-24 FINAL STATISTICS (14-18, 7-13/T12TH ACC)

#	PLAYER	GP-GS	MIN	AVG	TOTAL		3-POINT		F-THROW		REBOUNDS				PF	DQ	A	TO	BLK	STL	PTS	AVG
					FG-FGA	FG%	3FG-FGA	3FG%	FT-FTA	FT%	OFF	DEF	TOT	AVG								
13	KELLY, Miles	32-32	1017:39	31.8	150-406	.369	69-215	.321	77-105	.733	31	144	175	5.5	78	1	59	63	8	25	446	13.9
	ACC-Only	20-20	632:58	31.6	97-237	.409	52-135	.385	31-39	.795	12	97	109	5.5	54	1	35	41	6	13	277	13.9
11	NDONGO, Baye	29-29	805:03	27.8	148-265	.558	4-12	.333	59-88	.670	74	164	238	8.2	81	5	28	74	32	22	359	12.4
	ACC-Only	20-20	564:59	28.2	103-186	.554	4-9	.444	41-63	.651	44	110	154	7.7	55	4	17	53	20	13	251	12.6
2	GEORGE, Naithan	29-28	862:53	29.8	102-242	.421	32-102	.314	49-71	.690	12	57	69	2.4	47	0	135	60	3	10	285	9.8
	ACC-Only	20-20	606:47	30.3	70-171	.409	21-71	.296	34-49	.694	8	40	48	2.4	32	0	100	42	2	6	195	9.8
14	REEVES JR., Kowacie	32-32	922:12	28.8	110-264	.417	51-133	.383	42-50	.840	33	93	126	3.9	41	0	28	37	16	16	313	9.8
	ACC-Only	20-20	564:25	28.2	66-162	.407	38-92	.413	13-16	.813	20	53	73	3.7	28	0	18	21	6	10	183	9.2
1	STURDIVANT, Kyle	32-0	662:53	20.7	92-223	.413	40-104	.385	59-68	.868	9	58	67	2.1	48	0	91	46	3	18	283	8.8
	ACC-Only	20-0	430:59	21.5	56-143	.392	32-80	.400	39-44	.886	5	37	42	2.1	29	0	58	25	3	11	183	9.2
3	COLEMAN, Dallan 'Deebo'	28-0	522:17	18.7	58-144	.403	32-94	.340	18-30	.600	22	46	68	2.4	43	0	18	10	6	14	166	5.9
	ACC-Only	16-0	247:48	15.5	28-68	.412	13-41	.317	7-12	.583	10	24	34	2.1	20	0	6	4	3	8	76	4.8
5	GAPARE, Tafara	29-15	526:58	18.2	52-150	.347	10-59	.169	34-50	.680	23	78	101	3.5	54	1	24	27	33	10	148	5.1
	ACC-Only	19-9	354:15	18.6	33-99	.333	6-42	.143	25-35	.714	12	59	71	3.7	31	1	18	20	20	6	97	5.1
12	CLAUDE, Tyzhaun	32-4	556:53	17.4	51-103	.495	1-7	.143	49-74	.662	78	87	165	5.2	65	2	22	25	14	9	152	4.8
	ACC-Only	20-0	361:06	18.1	26-52	.500	0-1	.000	33-44	.750	49	50	99	5.0	40	1	10	14	11	4	85	4.3
24	ABRAM, Amaree	10-4	108:19	10.8	11-42	.262	4-20	.200	8-13	.615	2	15	17	1.7	10	0	11	9	2	1	34	3.4
	ACC-Only	4-0	24:11	6.0	2-8	.250	0-3	.000	2-4	.500	0	1	1	0.3	2	0	2	1	1	0	6	1.5
23	SACKO, Ibrahima	20-3	227:08	11.4	18-38	.474	4-14	.286	3-10	.300	20	33	53	2.7	26	0	4	11	4	11	43	2.2
	ACC-Only	11-3	114:51	10.4	11-22	.500	2-7	.286	2-3	.667	8	15	23	2.1	11	0	2	3	3	4	26	2.4
4	MURPHY, Carter	14-0	108:49	7.8	9-24	.375	7-19	.368	0-0	.000	0	10	10	0.7	11	0	3	1	2	3	25	1.8
	ACC-Only	10-0	85:00	8.5	7-19	.368	5-14	.357	0-0	.000	0	5	5	0.5	7	0	3	1	0	3	19	1.9
10	DOWUONA, Ebenezer	18-13	172:56	9.6	9-21	.429	0-0	.000	0-2	.000	14	11	25	1.4	23	0	2	8	5	1	18	1.0
	ACC-Only	9-8	87:41	9.7	3-10	.300	0-0	.000	0-0	.000	5	7	12	1.3	13	0	0	3	2	0	6	0.7
35	NICHOLS, Emmer	2-4	04:05	2.0	0-0	.000	0-0	.000	0-0	.000	1	3	4	2.0	0	0	0	0	0	0	0	0.0
	ACC-Only	0-0	0:00	0.0	0-0	.000	0-0	.000	0-0	.000	0	0	0	0.0	0	0	0	0	0	0	0	0.0
33	SAN MIGUEL, Marcos	1-0	01:55	1.9	0-2	.000	0-1	.000	0-0	.000	1	0	1	1.0	0	0	0	1	0	0	0	0.0
	ACC-Only	0-0	0:00	0.0	0-0	.000	0-0	.000	0-0	.000	0	0	0	0.0	0	0	0	0	0	0	0	0.0
Total		32	6500		810-1924	.421	254-780	.326	398-561	.709	367	852	1219	38.1	527	9	425	393	128	140	2272	71.0
ACC-Only		20	4075		502-1177	.427	173-495	.349	227-309	.735	195	529	724	36.2	322	7	269	240	77	78	1404	70.2
Opponents		32	6500		846-1976	.428	254-779	.326	461-624	.739	339	794	1133	35.4	520	9	431	283	103	221	2407	75.2
ACC-Only		20	4075		543-1238	.439	160-468	.342	292-383	.762	208	500	708	35.4	302	6	299	159	62	132	1538	76.9

Date	Opponent	GT		Opp	W/L	Score/ Time	GEORGIA TECH						OPPONENTS						Reb	TO	
		AP	USA				FG	FG%	3-Pt	3-Pt%	FT	FT%	FG	FG%	3-Pt	3-Pt%	FT	FT%			
11/6	Ga. Southern				W	84-62	27-60	.450	13-29	.448	17-27	.630	23-57	.404	6-22	.273	10-13	.769	+4	13/18	
11/9	Howard				W	88-85	34-77	.442	4-18	.222	16-27	.593	30-60	.500	6-21	.286	19-28	.679	+6	7/14	
11/14	Umass Lowell				L	71-74	26-70	.371	6-30	.200	13-23	.565	28-67	.418	2-15	.133	16-19	.842	+2	11/10	
11/22	at Cincinnati				L	54-89	17-49	.347	5-17	.294	15-19	.789	29-62	.468	14-35	.400	17-24	.708	-2	19/6	
11/28	Mississippi State ¹			21	22	W	67-59	21-61	.344	8-27	.296	17-23	.739	20-65	.308	7-30	.233	12-16	.750	+2	12/13
12/2	Duke			7	7	W	72-68	27-53	.509	7-23	.304	11-13	.846	26-62	.419	4-16	.250	12-20	.600	0	12/6
12/5	at Georgia				L	62-76	24-75	.320	8-27	.296	6-13	.462	26-65	.400	10-33	.303	14-21	.667	-7	8/9	
12/9	Alabama A&M				W	70-49	24-56	.429	8-28	.286	14-22	.636	16-58	.276	2-20	.100	15-20	.750	+27	20/7	
12/16	vs Penn State ²				W OT	82-81	32-71	.451	5-22	.227	13-19	.684	29-74	.392	12-33	.364	11-17	.647	+22	17/6	
12/21	vs UMass ³				W	73-70	25-51	.490	5-17	.294	18-21	.857	26-67	.388	10-31	.323	8-19	.421	+9	21/11	
12/22	at Hawaii ³				W	73-68	29-63	.460	5-17	.294	10-15	.667	22-58	.379	6-26	.231	18-25	.720	+18	9/4	
12/24	vs Nevada ³				L	64-72	22-57	.386	6-26	.231	14-21	.667	26-53	.491	7-22	.318	13-20	.650	-3	9/12	
1/3	at Florida State				L	71-82	25-59	.424	7-26	.269	14-26	.538	31-60	.517	7-17	.412	13-17	.765	-7	10/13	
1/6	Boston College				L	87-95	32-59	.542	10-23	.435	13-19	.684	35-63	.556	12-23	.522	13-18	.722	+12	11/5	
1/9	Notre Dame				L OT	68-75	27-72	.375	11-35	.314	3-7	.429	24-61	.393	8-24	.333	19-21	.905	-15	10/16	
1/13	at Duke			11	11	L	79-84	30-55	.545	11-20	.550	8-12	.667	27-63	.429	10-21	.476	20-28	.714	+2	14/4
1/16	at Clemson				W 2OT	93-90	31-62	.500	15-35	.429	16-20	.800	29-70	.414	3-21	.143	19-38	.763	-12	12/10	
1/20	Virginia				L	66-75	23-51	.451	9-27	.333	11-15	.733	29-58	.500	11-23	.478	6-11	.545	0	13/9	
1/23	Pitt				L	64-72	22-56	.393	8-25	.320	12-16	.750	24-50	.480	8-19	.421	16-21	.762	-2	9/11	
1/27	at Virginia Tech				L	67-91	25-66	.379	8-22	.364	9-14	.643	32-58	.552	12-27	.444	15-17	.882	-6	5/7	
1/30	North Carolina			3	3	W	74-73	25-61	.410	9-20	.450	15-17	.882	28-77	.364	8-28	.286	9-17	.529	-7	14/11
2/3	at NC State				L	76-82	24-58	.414	11-27	.407	17-25	.680	26-69	.377	9-31	.290	21-27	.778	+5	12/4	
2/6	Wake Forest				L	51-80	17-60	.283	3-24	.125	14-19	.737	29-63	.460	5-21	.238	17-17	1.000	-11	11/8	
2/10	at Louisville				L	67-79	22-63	.349	9-25	.360	14-18	.778	22-57	.386	4-18	.222	31-34	.912	-5	15/12	
2/14	at Notre Dame				L	55-58	22-48	.458	5-15	.333	6-11	.545	18-57	.316	5-26	.192	17-22	.773	-9	10/6	
2/17	Syracuse				W	65-60	24-61	.393	7-25	.280	10-12	.833	22-60	.367	4-25	.160	12-17	.706	+21	17/7	
2/21	Clemson				L	57-81	16-53	.302	6-21	.286	19-21	.905	31-58	.534	14-29	.483	5-7	.714	+3	9/5	
2/24	at Miami				W	80-76	30-63	.476	15-34	.441	5-5	1.000	29-69	.420	13-36	.361	5-10	.500	+7	12/5	
3/2	Florida State				W	85-76	30-71	.423	8-26	.308	17-24	.708	28-70	.400	7-21	.333	13-17	.765	+22	16/9	
3/5	at Wake Forest				W	70-69	29-54	.537	10-21	.476	2-2	1.000	24-57	.421	4-16	.250	17-20	.850	+9	16/6	
3/9	at Virginia				L	57-72	21-52	.404	4-21	.190	11-13	.846	29-56	.518	12-26	.462	2-4	.500	+9	12/5	
3/12	vs Notre Dame ⁴				L	80-84	27-57	.474	8-27	.296	18-22	.818	28-52	.538	12-23	.522	16-19	.842	-8	7/14	



DAMON STOUDAMIRE

*Head Coach
Second Season at Georgia Tech
Arizona '08*

DAMON STOUDAMIRE YEAR BY YEAR

Year	School	Conf.	Overall	Conf. W-L	Conf. Finish	Post-Season
2016-17	Pacific	WCC	5-22	4-14	9th	-
2017-18	Pacific	WCC	14-18	9-9	5th	-
2018-19	Pacific	WCC	14-18	4-12	9th	-
2019-20*	Pacific	WCC	23-10	11-5	t3rd	-
2020-21	Pacific	WCC	9-9	5-7	5th	-
2023-24	Georgia Tech	ACC	14-18	7-13	t12th	-

*season cancelled because of Covid-19 pandemic

■ In his first year on The Flats, Stoudamire and his staff brought in nine new players, including four freshmen, and guided the Yellow Jackets to 14 wins, including three over top-25 teams Mississippi State, Duke and North Carolina. The Jackets beat five teams that reached the postseason, including NCAA Sweet 16 teams Clemson, Duke and North Carolina.

■ He and the staff have followed that by attracting a recruiting class that has been ranked No. 13 nationally in the 247Sports Composite rankings.

■ Damon Stoudamire, well-known throughout the basketball world for his success as a player and coach at the collegiate and professional levels, became the 15th head coach in Georgia Tech men's basketball history on March 14, 2023.

■ Stoudamire comes to Georgia Tech after most recently serving as an assistant coach of the Boston Celtics, who were at the top the NBA's Atlantic Division standings at the time of his hire. He was with the Celtics for nearly two seasons (2021-22 and 2022-23), after a successful five-season stint as the head coach at Pacific (2016-21).

■ At Pacific, he was named West Coast Conference Coach of the Year in 2020 after leading the Tigers to a 23-10 record in 2019-20, good for the program's best winning percentage (.697) in 15 years, and a third-place finish in the powerful WCC (behind only national powers Gonzaga and St. Mary's). He also was honored with the Ben Jobe Award, given annually to the nation's top minority head coach.

STOUDAMIRE CAREER TOTALS

School	Years		Overall		Conf. Games		ACC Tournament		NCAA Tournament		NIT Games	
			W-L	Pct.	W-L	Pct.	W-L	Pct.	W-L	Pct.	W-L	Pct.
Pacific	(5)	2017-2021	71-77	.480	33-47	.413	-	-	-	-	-	-
Georgia Tech	(1)	2024	14-18	.438	7-13	.350	0-1	.000	-	-	-	-
Totals	(6)	2017-21, '24	85-95	.472	40-60	.400	0-1	.000	-	-	-	-

GEORGIA TECH COACHING RECORDS

Career Records		Years	W	L	Pct.
1. Chapman	(2)	1905-1906	2	1	.667
2. John Heisman	(3)	1909/13-14	9	14	.391
3. William Alexander	(4)	1920/22-24	36	38	.486
4. Joe Bean	(1)	1921	4	10	.286
5. Harold Hansen	(2)	1925-1926	10	23	.303
6. Roy Mundorff	(17)	1927-1943	173	134	.564
7. Dwight Keith	(4)	1944-1946	35	21	.625
8. Roy McArthur	(4)	1947-1951	57	72	.442
9. John Hyder	(22)	1952-1973	292	271	.519
10. Dwane Morrison	(8)	1974-1981	91	122	.427
11. Bobby Cremins	(19)	1982-2000	354	237	.599
12. Paul Hewitt	(11)	2001-2011	190	162	.540
13. Brian Gregory	(5)	2012-2016	76	86	.469
14. Josh Pastner	(7)	2017-2023	87	113	.435
15. Damon Stoudamire	(1)	2024	14	18	.438

ACC Games Only		Years	W	L	Pct.
1. Bobby Cremins	(19)	1982-2000	134	150	.472
2. Paul Hewitt	(11)	2001-2011	72	104	.409
3. Josh Pastner	(7)	2017-2022	45	78	.366
4. Damon Stoudamire	(1)	2024	7	13	.350
5. Brian Gregory	(5)	2012-2016	27	61	.307
6. Dwane Morrison	(2)	1980-1981	1	27	.036

ACC Tournament		Years	W	L	Pct.
1. Bobby Cremins	(19)	1982-2000	15	16	.484
2. Paul Hewitt	(11)	2001-2011	9	11	.450
3. Josh Pastner	(6)	2017-2019/21-23	3	5	.333
4. Brian Gregory	(5)	2012-2016	2	5	.286
5. Damon Stoudamire	(1)	2024	0	1	.000
Dwane Morrison	(2)	1980-1981	0	2	.000

NCAA Tournament		Years	W	L	Pct.
1. Paul Hewitt	(5)		7	5	.583
2. Bobby Cremins	(10)		15	11	.577
3. John Hyder	(1)		1	1	.500
4. Josh Pastner	(1)		0	1	.000

NIT		No.	W	L	Pct.
1. John Hyder	(2)		4	2	.667
Brian Gregory	(1)		2	1	.667
Paul Hewitt	(1)		2	1	.667
4. Bobby Cremins	(4)		2	4	.333

Year	Head Coach	Overall	Conf.	Finish	Conf. Trn.	Non Conf.	Post-Season	Final AP	Final Coach	All-League	All-Am.	NBA Draft	PPG Offense	FG%	FT%	PPG Defense	Opp. FG%	Reb. Mar.
Member of Southeastern Conference																		
1954	John Hyder	2-22	0-14	(12)	-	2-8	-	-	-	0	0	0	60.8	-	-	76.2	-	-
1955	John Hyder	12-13	7-7	(6)	-	5-6	-	-	-	1	0	0	71.0	.345	.667	77.3	.367	4.3
1956	John Hyder	12-11	6-8	(6)	-	6-3	-	-	-	1	0	0	72.1	.348	.670	75.4	.365	-3.0
1957	John Hyder	18-8	9-5	(3)	-	9-3	-	-	-	1	0	0	77.4	.362	.696	73.3	.367	2.7
1958	John Hyder	15-11	7-7	(6)	-	8-4	-	-	-	3	0	0	69.9	.359	.696	66.3	.381	2.1
1959	John Hyder	17-9	9-5	(4)	-	9-4	-	-	-	2	0	0	72.2	.376	.717	68.5	.357	0.3
1960	John Hyder	22-6	11-3	(2)	-	11-3	NCAA 1-1	13	8	2	1	1	69.3	.408	.710	59.8	.356	-3.5
1961	John Hyder	13-13	6-8	(6)	-	7-5	-	-	-	1	1	1	64.3	.376	.732	63.9	.425	-1.1
1962	John Hyder	10-16	4-10	(10)	-	6-6	-	-	-	0	0	0	62.5	.372	.660	65.0	.412	-1.9
1963	John Hyder	21-5	10-4	(2)	-	11-1	-	-	-	2	0	0	70.8	.407	.734	65.5	.416	0.7
1964	John Hyder	17-9	9-5	(2)	-	8-4	-	-	-	2	0	0	74.8	.422	.720	72.7	.405	-3.6

Independent

1965	John Hyder	14-11	-	-	-	14-11	-	-	-	-	0	2	74.0	.419	.731	73.9	.454	-1.8
1966	John Hyder	13-13	-	-	-	13-13	-	-	-	-	0	0	80.3	.444	.727	76.9	.474	-4.5
1967	John Hyder	17-9	-	-	-	17-9	-	-	-	-	0	0	82.1	.494	.732	75.2	.465	-3.8
1968	John Hyder	12-13	-	-	-	12-13	-	-	-	-	0	1	73.8	.454	.761	72.0	.450	-4.9
1969	John Hyder	12-13	-	-	-	12-13	-	-	-	-	0	0	74.8	.464	.718	72.8	.441	1.7
1970	John Hyder	17-10	-	-	-	17-10	NIT 1-1	-	-	-	1	1	81.6	.511	.744	74.6	.459	2.2
1971	John Hyder	23-9	-	-	-	23-9	NIT 3-1	-	-	-	1	1	78.6	.457	.705	72.0	.433	-5.6
1972	John Hyder	6-20	-	-	-	6-20	-	-	-	-	0	0	72.1	.435	.677	84.4	.466	-9.9
1973	John Hyder	7-18	-	-	-	7-18	-	-	-	-	0	0	76.3	.448	.731	83.3	.476	-6.3
1974	Dwane Morrison	5-21	-	-	-	5-21	-	-	-	-	0	0	74.4	.400	.713	85.3	.491	-5.7
1975	Dwane Morrison	11-15	-	-	-	11-15	-	-	-	-	0	0	74.4	.443	.669	82.5	.467	3.5

Member of Metro Conference

1976	Dwane Morrison	13-14	0-1	(T5)	1-1	13-13	-	-	-	0	0	0	68.9	.481	.681	68.0	.485	-1.7
1977	Dwane Morrison	18-10	3-3	(T3)	2-1	15-7	-	-	-	2	0	0	70.2	.481	.768	66.9	.481	3.9
1978	Dwane Morrison	15-12	6-6	(T4)	1-1	9-6	-	-	-	2	0	0	71.6	.486	.754	65.9	.495	0.8

Independent

1979	Dwane Morrison	17-9	-	-	-	17-9	-	-	-	-	0	2	76.3	.497	.747	64.1	.458	1.6
------	----------------	------	---	---	---	------	---	---	---	---	---	---	------	------	------	------	------	-----

Member of Atlantic Coast Conference

1980	Dwane Morrison	8-18	1-13	(8)	0-1	7-4	-	-	-	0	0	1	57.0	.490	.729	59.9	.494	1.7
1981	Dwane Morrison	4-23	0-14	(8)	0-1	4-8	-	-	-	0	0	0	55.7	.437	.611	71.5	.499	-0.1
1982	Bobby Cremins	10-16	3-11	(8)	0-1	7-4	-	-	-	1	0	1	59.4	.529	.649	60.7	.481	1.8
1983	Bobby Cremins	13-15	4-10	(6)	1-1	8-4	-	-	-	1	0	1	71.8	.452	.698	73.2	.464	-0.9
1984	Bobby Cremins	18-11	6-8	(T5)	0-1	12-2	NIT 0-1	-	-	1	1	0	69.8	.509	.706	64.5	.447	0.9
1985	Bobby Cremins	27-8	9-5	(T1)	3-0	15-3	NCAA 3-1	6	6	2	1	1	69.9	.516	.708	60.9	.443	3.4
1986	Bobby Cremins	27-7	11-3	(2)	2-1	14-3	NCAA 2-1	6	6	3	2	2	75.1	.546	.728	63.5	.449	2.5
1987	Bobby Cremins	16-13	7-7	(5)	0-1	9-5	NCAA 0-1	-	-	2	0	1	70.7	.489	.760	68.5	.466	2.4
1988	Bobby Cremins	22-10	8-6	(4)	0-1	14-3	NCAA 1-1	-	-	3	0	1	81.7	.503	.721	74.0	.461	-0.9
1989	Bobby Cremins	20-12	8-6	(5)	0-1	12-5	NCAA 0-1	-	-	3	1	1	80.2	.496	.758	74.2	.456	3.3
1990	Bobby Cremins	28-7	8-6	(T3)	3-0	17-1	NCAA 4-1	9	7	3	2	2	88.5	.496	.708	80.8	.457	0.2
1991	Bobby Cremins	17-13	6-8	(T5)	0-1	11-4	NCAA 1-1	-	-	2	1	1	82.5	.473	.668	77.0	.421	2.4
1992	Bobby Cremins	23-12	8-8	(T4)	1-1	14-3	NCAA 2-1	-	-	2	0	2	80.4	.484	.670	74.5	.419	2.7
1993	Bobby Cremins	19-11	8-8	(6)	3-0	8-3	NCAA 0-1	18	20	1	0	1	77.7	.494	.684	75.2	.428	2.7
1994	Bobby Cremins	16-13	7-9	(5)	0-1	9-4	NIT 0-1	-	-	2	0	0	75.9	.450	.698	74.1	.429	-1.7
1995	Bobby Cremins	18-12	8-8	(5)	0-1	10-3	-	-	-	2	0	1	80.0	.470	.720	73.4	.451	-1.2
1996	Bobby Cremins	24-12	13-3	(1)	2-1	9-7	NCAA 2-1	13	15	3	1	2	80.2	.477	.703	76.0	.451	-0.2
1997	Bobby Cremins	9-18	3-13	(9)	0-1	6-4	-	-	-	1	0	1	61.5	.396	.654	64.3	.440	2.4
1998	Bobby Cremins	19-14	6-10	(T6)	0-1	13-3	NIT 2-1	-	-	1	1	1	76.3	.440	.683	72.2	.410	1.2
1999	Bobby Cremins	15-16	6-10	(T5)	0-1	9-5	NIT 0-1	-	-	1	0	1	67.3	.411	.621	72.2	.429	-2.5
2000	Bobby Cremins	13-17	5-11	(8)	0-1	8-5	-	-	-	1	0	1	70.6	.408	.683	71.4	.425	2.2
2001	Paul Hewitt	17-13	8-8	(T5)	1-1	8-4	NCAA 0-1	-	-	1	0	1	75.6	.426	.690	72.9	.407	-2.5
2002	Paul Hewitt	15-16	7-9	(T5)	0-1	8-6	-	-	-	1	0	0	76.5	.431	.692	76.6	.449	1.7
2003	Paul Hewitt	16-15	7-9	(5)	0-1	9-5	NIT 2-1	-	-	2	0	1	74.1	.450	.681	69.8	.425	3.4
2004	Paul Hewitt	28-10	9-7	(T3)	1-1	18-2	NCAA 5-1	14	15	2	0	0	76.6	.465	.692	67.2	.388	0.1
2005	Paul Hewitt	20-12	8-8	(T4)	2-1	10-3	NCAA 1-1	25	25	1	1	1	74.1	.452	.691	66.7	.391	2.4
2006	Paul Hewitt	11-17	4-12	(T10)	0-1	7-4	-	-	-	0	0	0	71.9	.460	.667	72.1	.441	4.4
2007	Paul Hewitt	20-12	8-8	(T6)	0-1	12-4	NCAA 0-1	-	-	1	0	2	78.6	.490	.681	69.4	.438	5.7
2008	Paul Hewitt	15-17	7-9	(T7)	1-1	7-7	-	-	-	0	0	0	77.6	.471	.701	76.0	.452	-0.8
2009	Paul Hewitt	12-19	2-14	(12)	1-1	9-4	-	-	-	1	0	0	71.2	.436	.630	71.5	.416	2.2
2010	Paul Hewitt	23-13	7-9	(7)	3-1	13-3	NCAA 1-1	-	-	1	0	2	72.8	.459	.657	65.7	.384	4.8
2011	Paul Hewitt	13-18	5-11	(T10)	0-1	8-6	-	-	-	1	0	1	67.8	.405	.689	67.1	.440	1.0
2012	Brian Gregory	11-20	4-12	(T9)	0-1	7-7	-	-	-	0	0	0	60.2	.427	.654	62.6	.403	3.5
2013	Brian Gregory	16-15	6-12	(T9)	0-1	10-2	-	-	-	0	0	0	64.3	.419	.635	62.4	.401	2.8
2014	Brian Gregory	16-17	6-12	(T11)	1-1	9-4	-	-	-	1	0	0	66.7	.431	.684	66.8	.419	3.6
2015	Brian Gregory	12-19	3-15	(14)	0-1	9-4	-	-	-	0	0	0	63.3	.408	.668	64.6	.440	2.6
2016	Brian Gregory	21-15	8-10	(T10)	1-1	12-4	NIT 1-1	-	-	1	0	0	73.2	.449	.722	70.7	.442	7.4
2017*	Josh Pastner	*0-15	0-10	(11)	0-1	0-5	*NIT 4-1	-	-	1	0	0	67.5	.438	.682	66.8	.398	-0.4
2018*	Josh Pastner	*12-19	6-12	(13)	0-1	7-6	-	-	-	1	0	1	65.7	.425	.713	67.9	.429	0.1
2019	Josh Pastner	14-18	6-12	(10)	0-1	8-5	-	-	-	0	0	0	65.3	.440	.689	66.6	.400	-2.6
2020	Josh Pastner	17-14	11-9	(5)	-	6-5	-	-	-	1	0	0	68.6	.452	.677	66.4	.399	2.5
2021	Josh Pastner	17-9	11-6	(5)	2-0	6-3	NCAA 0-1	-	-	2	0	0	74.9	.477	.726	70.0	.459	4.9
2022	Josh Pastner	12-20	5-15	(14)	0-1	8-5	-	-	-	1	0	0	68.6	.441	.698	70.8	.436	-1.3
2023	Josh Pastner	15-18	6-14	(13)	1-1	9-4	-	-	-	0	0	0	66.6	.437	.725	70.2	.443	-0.9
2024	Damon Stoudamire	14-18	7-13	(T12)	0-1	7-5	-	-	-	0	0	0	75.2	.428	.739	71.0	.421	-2.7

* 22 wins and one loss from 2016-17 and 2017-18 and 2017 NIT appearance later vacated by NCAA Committee on Infractions

2024-25 SCHEDULE

Date	Opponent	TV	Time
11/4	Morehead State	ACCNX	7 PM
11/9	Tennessee	ACCN	Noon
11/19	Bellarmine	ACCNX	7 PM
11/22	Winthrop	ACCNX	7 PM
11/27	vs. Indiana ¹	ESPN	Noon
11/28	vs. WVU/Gonzaga ¹	ESPN/2	12/2:30 PM
11/29	vs. TBD ¹	ESPN/2	TBD
12/3	Ole Miss ²	ACCN	9 PM
12/8	Duke	ACCN	6 PM
12/11	UTEP	ACCNX	7 PM
12/14	at Kentucky	ESPN	5:15 PM
12/21	at Florida State	The CW	2 PM
12/28	Eastern Kentucky	The CW	Noon
1/1	North Carolina	ACCN	TBD
1/4	at Virginia	ACCN	4 PM
1/7	Clemson	ESPN2/U	7 PM
1/11	at Pitt	ESPN2	Noon
1/14	at Syracuse	ACCN	7 PM
1/18	Virginia	ESPN/2	TBD
1/21	at SMU	ACCN	9 PM
1/28	Wake Forest	ACCN	7 PM
2/1	at Georgia Tech	The CW	3:45 PM
2/5	at Boston College	ACCN	7 PM
2/8	Miami	ESPN2	Noon
2/12	at NC State	ESPN2/U	7 PM
2/16	at Notre Dame	ACCN	8 PM
2/22	Florida State	The CW	Noon
2/25	at Virginia Tech	ACCN	9 PM
3/1	Pitt	ESPN2	6 PM
3/5	California	ACCN	9 PM
3/8	Stanford	ESPNU	2 PM

¹Battle 4 Atlantis, Paradise Island, Bahamas

²SEC/ACC Challenge

Schedule as of Oct. 23, 2024; all times Eastern

QUICK FACTS

Location: Louisville, Kentucky

Founded: 1798

Enrollment: 23,043

Colors: Red & Black

President: Kim Schatzel

Athletics Director: Josh Heird

Arena: KFC Yum! Center (22,090)

MEDIA SERVICES

Men's Basketball Contact: Dana Brown

Office Phone: 502-852-0112

E-mail: dana@gocards.com

Website: GoCards.com

Twitter: @LouisvilleMBB

2024-25 ROSTER

No.	Player	Pos.	Ht.	Wt.	Cl.	Hometown/Previous School
0	James Scott	F	6-11	220	So.	Fayetteville, N.C./E.E. Smith HS/College of Charleston
1	J'Vonne Hadley	G	6-6	215	Gr.	St. Paul, Minn./Cretin Derham-Hall/Coloradoe
3	Koren Johnson	G	6-2	175	Jr.	Seattle, Wash./Garfield High School/Washington
4	Cole Sherman	G	5-11	190	Jr.	Louisville, Ky./Saint Xavier HS/Northern Kentucky
5	Terrence Edwards Jr.	G/F	6-6	205	Gr.	Atlanta, Ga./Tucker High School/James Madison
6	Reyne Smith	G	6-2	190	Sr.	Ulverstone, Australia/Australian Institute of Sport/College of Charleston
7	Kasean Pryor	F	6-10	225	Gr.	Chicago, Ill./Ann Arbor Pioneer HS/South Florida
9	Khani Rooths	F	6-8	205	Fr.	Washington, D.C./IMG Academy/IMG Academy
11	Kobe Rodgers	G	6-3	185	Sr.	Cincinnati, Ohio/Saint Xavier HS/College of Charleston
12	Patrick Antonelli	G	5-11	170	Gr.	Mount Pleasant, S.C./Bishop England High School/Emory & Henry
13	Frank Anselem-Ibe	C	6-10	220	Gr.	Lagos, Nigeria/Prolific Prep/Georgia
15	Aly Khalifa	C	6-11	275	Sr.	Alexandria, Egypt/NBA Global Academy/BYU
24	Chucky Hepburn	G	6-2	190	Sr.	Omaha, Neb./Bellevue West/Wisconsin
25	Aboubacar Traore	F	6-5	205	Sr.	Abidjan, Côte D'Ivoire/National Preparatory Association/Long Beach State
33	Aidan McCool	G	6-3	170	Gr.	Charleston, S.C./Bishop England HS/Maryland
55	Spencer Legg	G	6-7	200	Jr.	Washington, D.C./Woodberry Forest/College of Charleston
93	Noah Waterman	F	6-11	230	6th	Savannah, N.Y./Finger Lakes Christian School/BYU

Head Coach: Pat Kelsey (Xavier '98)

Assistant Coach: Brian Kloman (Tennessee '02)

Assistant Coach: Ronnie Hamilton (Duke '02)

Assistant Coach: Thomas Carr (Pfeiffer '08)

Assistant Coach: Mike Cassidy (Australian College of Physical Education '18)



2023-24 FINAL STATISTICS (8-24, 3-17/15TH ACC)

#	PLAYER	GP-GS	MIN	AVG	TOTAL		3-POINT			F-THROW		REBOUNDS			PF	DQ	A	TO	BLK	STL	PTS	AVG
					FG-FGA	FG%	3FG-FGA	3FG%	FT-FTA	FT%	OFF	DEF	TOT	AVG								
55	CLARK, Skyy	29-28	924	31.9	127-308	.412	47-133	.353	83-107	.776	8	81	89	3.1	71	2	87	88	4	30	384	13.2
	ACC-Only	17-16	511	30.1	59-151	.391	24-68	.353	33-42	.786	1	52	53	3.1	45	1	56	48	3	16	175	10.3
05	HUNTLEY-HATFIELD, Brandon	32-32	985	30.8	157-277	.567	9-21	.429	90-134	.672	84	185	269	8.4	75	3	33	54	26	19	413	12.9
	ACC-Only	20-20	648	32.4	115-200	.575	7-16	.438	56-88	.636	48	111	159	8.0	44	1	19	37	15	10	293	14.7
00	JAMES, Mike	32-32	1066	33.3	120-303	.396	36-106	.340	126-154	.818	32	127	159	5.0	79	2	47	57	6	19	402	12.6
	ACC-Only	20-20	685	34.3	77-198	.389	25-71	.352	79-97	.814	18	74	92	4.6	48	1	32	43	4	11	258	12.9
22	WHITE, Tre	29-26	905	31.2	129-283	.456	23-77	.299	76-101	.752	40	130	170	5.9	66	0	39	53	12	24	357	12.3
	ACC-Only	17-14	528	31.1	77-157	.490	14-46	.304	34-42	.810	15	79	94	5.5	39	0	22	28	7	12	202	11.9
12	TRAYNOR, JJ	8-3	203	25.4	33-64	.516	7-19	.368	8-16	.500	12	25	37	4.6	18	1	1	8	4	2	81	10.1
	ACC-Only	1-1	27	27.0	3-7	.429	1-2	.500	1-2	.500	2	3	5	5.0	2	0	0	0	2	0	8	8.0
04	JOHNSON, Ty-Laur	30-8	694	23.1	80-214	.374	12-62	.194	89-108	.824	15	38	53	1.8	86	5	109	70	8	41	261	8.7
	ACC-Only	18-4	425	23.6	52-133	.391	7-36	.194	53-63	.841	10	25	35	1.9	48	2	66	41	3	28	164	9.1
01	WILLIAMS, Curtis	32-4	565	17.7	60-189	.317	35-122	.287	15-21	.714	5	37	42	1.3	24	0	20	26	2	12	170	5.3
	ACC-Only	20-4	398	19.9	38-131	.290	25-92	.272	14-19	.737	2	27	29	1.5	15	0	14	18	2	9	115	5.8
10	GLENN, Kaleb	32-11	478	14.9	51-105	.486	1-9	.111	22-34	.647	35	79	114	3.6	61	4	7	22	5	12	125	3.9
	ACC-Only	20-10	386	19.3	46-88	.523	1-7	.143	21-27	.778	25	61	86	4.3	48	4	5	18	4	10	114	5.7
34	OKORAFOR, Emmanuel	20-0	140	7.0	20-31	.645	0-0	.000	8-15	.533	21	22	43	2.2	17	0	1	4	9	5	48	2.4
	ACC-Only	11-0	74	6.7	7-9	.778	0-0	.000	7-13	.538	9	11	20	1.8	8	0	0	2	4	1	21	1.9
11	EVANS, Dennis	7-5	64	9.1	5-8	.625	0-0	.000	1-2	.500	4	2	6	0.9	9	1	0	0	5	0	11	1.6
	ACC-Only	0-0	0	0.0	0-0	.000	0-0	.000	0-0	.000	0	0	0	0.0	0	0	0	0	0	0	0	0.0
13	JOVANOVIICH, Danilo	20-5	166	8.3	9-25	.360	0-6	.000	6-7	.857	11	11	22	1.1	12	0	5	4	2	2	24	1.2
	ACC-Only	13-5	125	9.6	8-17	.471	0-3	.000	5-5	1.000	8	6	14	1.1	10	0	5	3	1	1	21	1.6
15	MILLER, Hercy	10-3	41	4.1	3-11	.273	2-7	.286	3-4	.750	0	1	1	0.1	5	0	3	6	0	3	11	1.1
	ACC-Only	6-3	29	4.8	1-6	.167	1-4	.250	1-2	.500	0	1	1	0.2	4	0	2	4	0	2	4	0.7
23	PAYNE, Zan	23-2	177	7.7	5-15	.333	3-9	.333	2-7	.286	10	21	31	1.3	19	0	4	2	0	5	15	0.7
	ACC-Only	16-2	152	9.5	5-14	.357	3-9	.333	2-7	.286	10	20	30	1.9	15	0	3	2	0	5	15	0.9
33	MCCOOL, Aidan	12-1	17	1.4	0-0	.000	0-0	.000	2-2	1.000	0	1	1	0.1	2	0	0	0	0	0	2	0.2
	ACC-Only	8-1	12	1.5	0-0	.000	0-0	.000	2-2	1.000	0	0	0	0.0	2	0	0	0	0	0	2	0.3
Total		32	6425	200.8	799-1833	.436	175-571	.306	531-712	.746	318	782	1100	34.4	544	18	356	410	83	174	2304	72.0
ACC-Only		20	4000	200.0	488-1111	.439	108-354	.305	308-409	.753	165	482	647	32.4	328	9	224	256	45	105	1392	69.6
Opponents		32	6425	200.8	894-1890	.473	275-739	.372	467-638	.732	297	812	1109	34.7	608	19	494	366	123	242	2530	79.1
ACC-Only		20	4000	200.0	564-1172	.481	195-485	.402	283-389	.728	178	511	689	34.5	366	9	326	217	70	157	1606	80.3

Date	Opponent	UL		Opp	W/L	Score/ Time	LOUISVILLE						OPPONENTS						Reb Mar	TO UL/Opp	
		AP	USA	AP	USA		FG	FG%	3-Pt FG	3-Pt FG%	FT	FT%	FG	FG%	3-Pt FG	3-Pt FG%	FT	FT%			
11/6	UMBC					94-93	W	34-68	.500	2-14	.143	24-39	.615	35-69	.507	11-21	.524	12-22	.545	+12	14/11
11/10	Chattanooga					71-81	L	26-68	.382	6-18	.333	13-20	.650	27-61	.443	14-34	.412	13-19	.684	0	15/16
11/15	Coppin State					61-41	W	22-56	.393	6-21	.286	11-14	.786	16-57	.281	3-17	.176	6-9	.667	+12	15/15
11/19	vs Texas ¹			19	17	80-81	L	23-53	.434	7-16	.438	27-31	.871	31-67	.463	2-17	.118	17-23	.739	+1	11/5
11/20	vs Indiana ¹					66-74	L	20-56	.357	5-19	.263	21-29	.724	24-53	.453	1-11	.091	25-34	.735	-4	11/11
11/26	New Mexico State					90-84	W OT	25-56	.446	4-20	.200	36-49	.735	35-60	.583	5-18	.278	9-17	.529	+3	13/16
11/29	Bellarmine					73-68	W	25-58	.431	7-24	.292	16-22	.727	22-58	.379	6-20	.300	18-19	.947	+5	14/12
12/3	at Virginia Tech					68-75	L	23-57	.404	6-19	.316	16-18	.889	24-55	.436	5-20	.250	22-27	.815	+1	14/10
12/9	at DePaul					68-75	L	25-63	.397	5-19	.263	13-18	.722	25-49	.510	8-23	.348	17-24	.708	-4	10/17
12/13	Arkansas State					63-75	L	22-61	.361	2-15	.133	17-23	.739	30-68	.441	5-25	.200	10-12	.833	-5	9/11
12/17	Pepperdine					85-63	W	32-66	.485	9-16	.563	12-16	.750	23-57	.404	6-24	.250	11-14	.786	+16	13/13
12/21	Kentucky			9	9	76-95	L	25-59	.424	4-17	.235	22-31	.710	35-68	.515	12-25	.480	13-16	.813	-2	13/13
1/3	at Virginia					53-77	L	19-47	.404	6-25	.240	9-13	.692	30-58	.517	10-26	.385	7-10	.700	-7	8/3
1/6	Pitt					70-83	L	24-47	.511	10-21	.476	12-14	.857	26-57	.456	12-34	.353	19-21	.905	-1	18/11
1/10	at Miami					80-71	W	28-57	.491	10-23	.435	14-16	.875	26-67	.388	11-34	.324	8-15	.533	-3	12/13
1/13	NC State					83-89	L	28-59	.475	8-15	.533	19-25	.760	32-59	.542	10-20	.500	15-17	.882	-3	10/15
1/17	at North Carolina			4	3	70-86	L	28-57	.491	8-18	.444	6-13	.462	29-60	.483	10-22	.455	18-24	.750	-12	13/10
1/20	at Wake Forest					65-90	L	27-59	.458	2-11	.182	9-11	.818	31-62	.500	18-35	.514	10-12	.833	-10	7/8
1/23	Duke			12	12	69-83	L	24-52	.462	5-17	.294	16-24	.667	29-63	.460	9-25	.360	16-22	.727	-15	10/9
1/27	Virginia					52-69	L	15-42	.357	3-11	.273	19-24	.792	27-54	.500	8-17	.471	7-10	.700	+3	18/11
1/30	at Clemson					64-70	L	22-64	.344	2-20	.100	18-23	.783	22-51	.431	5-21	.238	21-25	.840	+19	16/13
2/3	Florida State					101-92	W	31-57	.544	3-11	.273	36-45	.800	33-64	.516	3-19	.158	23-35	.657	-1	16/18
2/7	at Syracuse					92-94	L	35-65	.538	11-25	.440	11-15	.733	31-51	.608	10-22	.455	22-33	.667	+19	17/10
2/10	Georgia Tech					79-67	W	22-57	.386	4-18	.222	31-34	.912	22-63	.349	9-25	.360	14-18	.778	+5	12/15
2/13	at Boston College					77-89	L	30-64	.469	5-15	.333	12-19	.632	34-60	.567	11-23	.478	10-13	.769	+7	13/9
2/17	at Pitt					59-86	L	20-45	.444	1-12	.083	18-21	.857	31-67	.463	15-31	.484	9-11	.818	-9	12/3
2/21	Notre Dame					50-72	L	19-56	.339	4-17	.235	8-16	.500	27-65	.415	12-27	.444	6-8	.750	-5	11/7
2/28	at Duke			10	10	59-84	L	23-56	.411	3-17	.176	10-19	.526	32-57	.561	11-22	.500	9-16	.563	-19	9/14
3/2	Syracuse					76-82	L	28-64	.438	4-19	.211	16-20	.800	26-45	.578	5-8	.625	25-39	.641	+3	13/14
3/5	Virginia Tech					64-80	L	25-55	.455	9-23	.391	5-11	.455	27-56	.482	13-29	.448	13-19	.684	-3	14/8
3/9	Boston College					61-67	L	17-51	.333	4-17	.235	23-28	.821	25-58	.431	8-25	.320	9-14	.643	-11	13/16
3/12	vs NC State ²					85-94	L	32-58	.552	10-18	.556	11-11	1.000	27-51	.529	7-19	.368	33-40	.825	-1	16/9



PAT KELSEY

Head Coach
First Season at Louisville
Xavier '98

■ Pat Kelsey, a proven program builder who's won nearly 70% of his career games, was named the new men's basketball head coach at the University of Louisville on March 28, 2024.

■ Kelsey has been a dominant winner across his 12 seasons as a head coach, including the last three at College of Charleston and the previous nine at Winthrop. He boasts an impressive 261-122 record (68.1%) across his head coaching career with 11 total conference championships and four NCAA Tournament bids.

■ The Cincinnati native Kelsey will be the 24th head coach in Louisville's 110-year history, and the 10th in the past 79 years.

■ For the 2022-23 season, College of Charleston finished 27-8, claimed the Colonial Athletic Conference regular season and tournament titles, and earned a No. 13 seed in the NCAA Tournament before falling to fourth-seeded Alabama.

PAT KELSEY YEAR BY YEAR

Year	School	Conf.	Overall	Conf. W-L	Conf. Finish	Post-Season
2012-13	Winthrop	Big South	14-17	6-10	5th(S)	-
2013-14	Winthrop	Big South	20-13	10-6	t2nd(S)	-
2014-15	Winthrop	Big South	19-13	12-6	t3rd	-
2015-16	Winthrop	Big South	23-9	13-5	t1st	-
2016-17	Winthrop	Big South	26-7	15-3	t1st	NCAA 0-1
2017-18	Winthrop	Big South	19-12	12-6	t2nd	-
2018-19	Winthrop	Big South	18-12	10-6	t3rd	-
2019-20	Winthrop	Big South	24-10	15-3	t1st	n/a (COVID-19)
2020-21	Winthrop	Big South	23-2	17-1	1st	NCAA 0-1
2021-22	Charleston	CAA	17-15	8-10	6th	-
2022-23	Charleston	CAA	31-4	16-2	t1st	NCAA 0-1
2023-24	Charleston	CAA	27-8	15-3	1st	NCAA 0-1

KELSEY CAREER TOTALS

School	Years	W-L	Pct.	Overall	Conf. Games	ACC Tournament	NCAA Tournament	NIT Games
Winthrop	(9)	186-95	.662	110-46	.705	-	0-2	-
College of Charleston	(3)	75-27	.735	39-15	.722	-	0-2	-
Totals	(12)	261-122	.681	149-61	.710	-	0-4	.000

LOUISVILLE COACHING RECORDS

Career Records	Years	W	L	Pct.
1. William Gardiner	(1) 1911-1912	0	3	.000
2. Coached by Players	(3) 1912-1915	8	14	.363
3. Ed Bowman	* (2) 1915-1918	11	7	.611
4. Earl Ford	(1) 1918-1919	7	4	.636
5. Tuley Brucker	(1) 1919-1920	6	5	.545
6. Jimmie Powers	(1) 1920-1921	3	8	.272
7. Dr. John T. O'Rourke	(1) 1921-1922	1	13	.071
8. No Formal Team	1922-1923			
9. Fred Enke, Sr.	(2) 1923-1925	44	31	.586
10. Tom King	(5) 1925-1930	20	18	.526
11. Eddie Weber	(2) 1930-1932	147	98	.600
12. C.V. (Red) Money	(4) 1932-1936	46	40	.534
13. Lawrence E. (Laurie) Apitz	(4) 1936-1940	10	52	.161
14. John C. Heldman, Jr.	(2) 1940-1942	9	24	.272
15. No Formal Team	1942-1943			
16. C. Spec. Harold Church & C. Spec. Walter Casey	(1) 1943-1944	10	10	.500
17. Bernard (Peck) Hickman	(23) 1944-1967	443	183	.708
18. John Dromo	(4) 1967-1971	68	23	.747
19. Howard Stacey	(1) 1970-1971	12	8	.600
20. Denny Crum	(30) 1971-2001	675	295	.696
21. Rick Pitino**	(16) 2001-2017	293	140	.677
22. David Padgett	(1) 2018	22	14	.611
23. Chris Mack	(4) 2019-2022	63	36	.636
24. Mike Pegues (interim)	2022	7	11	.389
25. Kenny Payne	(2) 2023-24	12	52	.188

ACC Games Only	Years	W	L	Pct.
1. Chris Mack	(4) 2019-22	38	23	.623
2. Rick Pitino**	(3) 2015-17	24	18	.571
3. David Padgett	(1) 2018	9	9	.500
4. Mike Pegues (interim)	2022	1	9	.100
5. Kenny Payne	(2) 2023-24	5	35	.125

ACC Tournament	Years	W	L	Pct.
1. David Padgett	(1) 2018	1	1	.500
2. Mike Pegues	(1) 2022	1	1	.500
3. Chris Mack	(2) 2019,21	1	2	.333
4. Kenny Payne	(2) 2023-24	0	2	.000
5. Rick Pitino	(2) 2015,17	0	2	.000

NCAA Tournament	No.	W	L	Pct.
1. Denny Crum	(23)	42	23	.646
2. Rick Pitino**	(9)	13	9	.590
3. John Dromo	(1)	1	1	.500
4. Bernard (Peck) Hickman	(5)	5	7	.417
5. Chris Mack	(1)	0	1	.000

NIT	No.	W	L	Pct.
1. Rick Pitino	(2)	4	2	.667
2. David Padgett	(1)	2	1	.667
3. Bernard (Peck) Hickman	(6)	5	5	.500
4. Denny Crum	(3)	3	4	.429
5. John Dromo	(3)	1	3	.250

* There was no formal team in 1916-17.

** Records from 2011-15 do not include 123 wins (12 ACC wins), three losses and four NCAA Tournament appearances that were vacated by the NCAA Committee on Infractions.

Year	Head Coach	Overall	Conf.	Finish	Conf. Trn.	Non Conf.	Po-Season	Final AP	Final Coach	All-ACC	All-Am.	NBA Draft	PPG Offense	FG%	FT%	PPG Defense	Opp. FG%	Reb. Mar.
1954	"Peck" Hickman	22-7	-	-	-	22-7	NIT 0-1	-	-	-	-	-	80.7	.369	.704	70.2	.308	5.4
1955	"Peck" Hickman	18-9	-	-	-	18-9	NIT 1-1	-	-	-	-	1	84.2	.402	.627	70.2	.341	11.7
1956	"Peck" Hickman	26-3	-	-	-	26-3	NIT 3-0	6	-	-	1	2	86.0	.391	.684	72.9	.354	16.7
1957	"Peck" Hickman	21-5	-	-	-	21-5	-	6	-	-	1	3	82.7	.399	.734	68.1	.359	14.7
1958	"Peck" Hickman	13-12	-	-	-	13-12	-	-	-	-	-	1	70.9	.356	.697	68.0	.362	2.9
1959	"Peck" Hickman	19-12	-	-	-	19-12	NCAA 3-2	-	-	-	1	1	71.9	.376	.662	66.8	.359	4.1
1960	"Peck" Hickman	15-11	-	-	-	15-11	-	-	-	-	-	-	72.2	.389	.660	68.1	.362	2.0
1961	"Peck" Hickman	21-8	-	-	-	21-8	NCAA 2-1	-	-	-	1	2	77.0	.459	.737	66.2	.350	9.2
1962	"Peck" Hickman	15-10	-	-	-	15-10	-	-	-	-	-	1	76.8	.453	.598	69.0	.415	8.6
1963	"Peck" Hickman	14-11	-	-	-	14-11	-	-	-	-	-	-	72.4	.434	.644	69.9	.393	8.0
1964	"Peck" Hickman	15-10	-	-	-	15-10	NCAA 0-1	-	-	-	-	-	75.6	.421	.701	71.6	.423	2.4

Member of Missouri Valley Conference

1965	"Peck" Hickman	15-10	8-6	(4)	-	8-4	-	-	-	1	-	-	73.4	.415	.651	73.4	.425	-2.8
1966	"Peck" Hickman	16-10	8-6	(4)	-	8-4	NIT 0-1	-	-	1	1	-	76.1	.453	.690	71.4	.411	3.9
1967	"Peck" Hickman	23-5	12-2	(1)	-	11-3	NCAA 0-2	2	-	2	1	-	81.6	.499	.711	66.7	.418	10.6
1968	John Dromo	21-7	14-2	(1)	-	7-5	NCAA 1-1	9	8-	2	1	2	78.7	.499	.675	70.7	.418	5.0
1969	John Dromo	21-6	13-3	(T-1)	-	8-3	NIT 1-1	15	13	2	1	-3	78.1	.455	.685	74.2	.431	2.6
1970	John Dromo	18-9	11-5	(4)	-	7-4	NIT 0-1	-	-	1	-	1	77.9	.452	.665	72.2	.403	5.9
1971	J. Dromo/H. Stacey	20-9	9-5	(T-1)	-	11-4	NCAA 2-2	-	-	2	-	-	85.1	.473	.683	76.1	.451	3.2
1972	Denny Crum	26-5	12-2	(T-1)	-	14-3	NCAA 2-2	4	4	2	1	3	84.3	.475	.697	72.4	.422	-2.1
1973	Denny Crum	23-7	11-3	(2)	-	12-4	NIT 1-1	-	-	2	-	-	78.8	.482	.678	69.7	.424	6.1
1974	Denny Crum	21-7	11-1	(1)	-	10-6	NCAA 0-2	-	15	2	-	1	84.3	.502	.741	77.9	.435	1.5
1975	Denny Crum	28-3	12-2	(1)	-	16-1	NCAA 4-1	4	3	2	2	2	81.2	.491	.752	70.5	.426	2.2

Member of Metro Conference

1976	Denny Crum	20-8	2-2	-	0-1	18-6	NIT 0-1	-	-	-	1	-	79.9	.516	.748	74.1	.467	3.7
1977	Denny Crum	21-7	6-1	(1)	0-1	15-6	NCAA 0-1	19	13	2	1	2	85.0	.501	.672	75.2	.437	7.8
1978	Denny Crum	23-7	12-3	(2)	3-0	11-4	NCAA 1-1	9	-	2	1	2	83.1	.498	.709	73.8	.459	4.9
1979	Denny Crum	24-8	9-1	(1)	0-1	15-7	NCAA 1-1	13	19	3	1	1	80.9	.504	.688	70.2	.445	5.3
1980	Denny Crum	33-3	12-0	(1)	2-0	21-3	NCAA 5-0	2	4	3	1	1	76.9	.521	.686	66.7	.462	4.1
1981	Denny Crum	21-9	11-1	(1)	2-0	10-8	NCAA 0-1	12	13	3	-	1	75.0	.493	.653	65.7	.441	5.2
1982	Denny Crum	23-10	8-4	(2)	2-1	15-6	NCAA 3-1	20	20	1	-	3	73.8	.500	.680	64.5	.450	2.3
1983	Denny Crum	32-4	12-0	(1)	2-0	20-4	NCAA 3-1	2	2	3	-	2	73.7	.512	.686	63.6	.439	3.9
1984	Denny Crum	24-11	11-3	(T1)	1-1	13-8	NCAA 2-1	-	-	3	1	2	73.6	.516	.691	67.4	.462	3.1
1985	Denny Crum	19-18	6-8	(5)	1-1	13-10	NIT 3-2	-	-	1	-	-	69.9	.495	.720	69.8	.461	3.2
1986	Denny Crum	32-7	10-2	(1)	2-0	22-5	NCAA 6-0	7	7	3	-	3	79.4	.531	.733	69.1	.457	5.9
1987	Denny Crum	18-14	9-3	(1)	1-1	7-11	-	-	-	2	-	-	73.1	.480	.694	71.9	.441	4.3
1988	Denny Crum	24-11	9-3	(1)	2-0	15-8	NCAA 2-1	-	-	2	-	1	82.7	.519	.719	76.2	.456	3.6
1989	Denny Crum	24-9	8-4	(T3)	2-0	16-5	NCAA 2-1	12	13	2	1	2	82.2	.512	.689	74.0	.436	0.7
1990	Denny Crum	27-8	12-2	(1)	3-0	15-6	NCAA 1-1	16	16	2	-	1	83.8	.528	.728	72.9	.433	2.1
1991	Denny Crum	14-16	4-10	(8)	2-1	10-6	-	-	-	1	-	1	77.1	.491	.699	76.7	.444	-2.3
1992	Denny Crum	19-11	7-5	(T2)	0-1	12-6	NCAA 1-1	-	-	2	-	1	77.5	.475	.683	72.9	.450	0.9
1993	Denny Crum	22-9	11-1	(1)	2-0	11-8	NCAA 2-1	15	14	3	-	-	81.1	.498	.669	74.0	.498	3.3
1994	Denny Crum	28-6	10-2	(1)	2-0	18-4	NCAA 2-1	10	10	3	1	3	80.2	.488	.635	68.8	.407	1.7
1995	Denny Crum	19-14	7-5	(T2)	3-0	12-9	NCAA 0-1	-	-	2	-	-	76.4	.470	.670	76.6	.459	-2.0

Member of Conference USA

1996	Denny Crum	22-12	10-4	(T3)	1-1	12-8	NCAA 2-1	24	23	2	-	1	76.5	.485	.678	71.2	.426	-2.5
1997	Denny Crum	26-9	9-5	(T5)	1-1	17-4	NCAA 3-1	25	25	4	1	1	75.2	.448	.686	70.9	.440	-0.4
1998	Denny Crum	12-20	9-5	(5)	1-1	3-15	-	-	-	-	-	-	70.8	.443	.651	72.0	.446	-2.4
1999	Denny Crum	19-12	10-6	(2/A)	2-1	9-6	NCAA 0-1	-	-	3	-	-	76.9	.471	.678	69.8	.437	-1.9
2000	Denny Crum	19-12	10-6	(2/A)	0-1	9-6	NCAA 0-1	-	-	2	-	-	73.2	.466	.704	66.2	.466	-1.7
2001	Denny Crum	12-19	8-8	(T4/A)	0-1	4-11	-	-	-	1	-	-	69.5	.413	.664	75.4	.468	-2.9
2002	Rick Pitino	19-13	8-8	(5/A)	1-1	11-5	NIT 1-1	-	-	1	-	-	76.0	.422	.632	71.6	.430	-0.6
2003	Rick Pitino	25-7	11-5	(2/A)	3-0	14-2	NCAA 1-1	14	19	2	1	1	81.6	.463	.696	68.7	.407	2.1
2004	Rick Pitino	20-10	9-7	(T6)	1-1	11-3	NCAA 0-1	-	-	2	-	-	73.2	.432	.749	61.5	.382	0.2
2005	Rick Pitino	33-5	14-2	(1)	19-3	10-2	NCAA 4-1	4	3	2	1	1	80.7	.467	.723	64.1	.398	5.8

Member of Big East Conference

2006	Rick Pitino	21-13	6-10	(11)	0-1	15-3	NIT 3-1	-	-	1	-	-	69.9	.427	.706	64.6	.408	0.9
2007	Rick Pitino	24-10	12-4	(T2)	1-1	10-6	NCAA 1-1	16	20	3	-	-	71.6	.434	.678	63.1	.402	2.0
2008	Rick Pitino	27-9	14-4	(2)	0-1	13-5	NCAA 3-1	13	6	2	-	-	72.5	.463	.647	61.5	.387	2.9
2009	Rick Pitino	31-6	16-2	(1)	3-0	15-4	NCAA 3-1	1	5	3	1	2	75.5	.457	.642	62.6	.395	2.6
2010	Rick Pitino	20-13	11-7	(5)	0-1	9-6	NCAA 0-1	-	9	1	-	-	75.9	.447	.701	69.8	.429	1.8
2011	Rick Pitino	25-10	13-6	(2)	2-1	12-4	NCAA 0-1	14	22	1	-	-	74.9	.453	.663	64.5	.394	0.1
2012*	Rick Pitino	0-9	0-8	(7)	0-0	0-1	NCAA 4-1*	17	4	1	-	-	68.2	.422	.688	61.0	.384	1.7
2013*	Rick Pitino	0-5	0-4	(T1)	0-0	0-1	NCAA 6-0*	2	1	3	1	2	74.4	.456	.709	58.8	.395	3.6

Member of American Athletic Conference

2014*	Rick Pitino	0-5	0-3	(T1)	0-0	0-2	NCAA 2-1*	5	9	3	1	1	81.0	.471	.661	61.1	.392	2.6
-------	-------------	-----	-----	------	-----	-----	-----------	---	---	---	---	---	------	------	------	------	------	-----

Member of Atlantic Coast Conference

2015*	Rick Pitino	0-8	0-6	(4)	0-1	0-2	NCAA 3-1*	17	10	2	-	2	69.8	.429	.668	59.8	.396	3.0
2016	Rick Pitino	23-8	12-6	(4)	-	11-2	-	16	-	1	-	1	75.0	.469	.690	61.1	.390	6.5
2017	Rick Pitino	25-9	12-6	(T2)	0-1	13-2	NCAA 1-1	10	14	1	-	1	77.3	.456	.686	66.0	.401	6.0
2018	David Padgett	22-14	9-9	(T8)	1-1	12-4	NIT 2-1	-	-	-	-	1	75.6	.453	.736	70.4	.413	-0.4
2019	Chris Mack	20-14	10-8	(T6)	1-1	9-5	NCAA 0-1	-	-	1	-	-	74.6	.434	.777	68.4	.434	3.6
2020	Chris Mack	24-7	15-5	(T2)	0-0	9-2	n/a^	14	13	1	1	1	74.1	.453	.731	63.7	.389	6.3
2021	Chris Mack	13-7	8-5	(7)	0-1	5-2	-	-	-	1	0	1	68.0	.431	.717	66.5	.422	1.5
2022	Mack/Mike Pegues	13-19	6-14	(T11)	1-1	7-5	-	-	-	0	0	0	67.3	.422	.674	70.1	.437	1.2
2023	Kenny Payne	4-28	2-18	(15)	0-1	2-10	-	-	-	0	0	0	63.9	.421	.741	75.8	.471	-1.1
2024	Kenny Payne	8-24	3-17	(15)	0-1	5-7	-	-	-	0	0	0	72.0	.436	.746	79.1	.473	-0.3

*123 wins, four NCAA Tournament appearances and three NCAA Tournament losses from 2011-15 were vacated by the NCAA Committee on Infractions; ^postseason canceled due to COVID-19 pandemic

2024-25 SCHEDULE

Date	Opponent	TV	Time
11/4	Fairleigh Dickinson	ACCNX	7 PM
11/10	Binghamton	ACCNX	2 PM
11/17	Coppin State	ACCNX	2 PM
11/21	vs. Drake ¹	ESPN2/U	Noon
11/22	vs. Okla. St./FAU ¹	ESPN2/U	2/5:00 PM
11/24	vs. TBD ¹	ESPN/2	TBD
11/30	Charleston Southern	ACCNX	2 PM
12/3	Arkansas ²	ESPN/2	7/7:30 PM
12/7	Clemson	ESPN2	Noon
12/10	vs. Tennessee ³	ESPN	6:30 PM
12/15	Presbyterian	ACCNX	2 PM
12/21	Mount St. Mary's	ACCNX	2 PM
1/1	at Boston College	ACCN	TBD
1/4	at Virginia Tech	ACCN	2 PM
1/8	Florida State	ACCN	7 PM
1/11	Wake Forest	The CW	5:15 PM
1/14	at Duke	ESPN	9 PM
1/18	SMU	ESPN2/U	TBD
1/22	at Stanford	ESPN2/U	11 PM
1/25	at California	ESPN2/U	8:30 PM
1/29	Virginia	ESPN2/U	7 PM
2/1	Notre Dame	ESPN2	8 PM
2/8	at Louisville	ESPN2	Noon
2/11	Syracuse	ACCN	7 PM
2/15	at Pitt	ESPN2	Noon
2/19	at Florida State	ACCN	9 PM
2/22	Virginia Tech	ACCN	6 PM
2/25	Duke	ESPN	7 PM
3/1	at North Carolina	ESPN/2	2 PM
3/4	at Georgia Tech	ACCN	7 PM
3/8	NC State	The CW	2:15 PM

¹Charleston Classic, Charleston, S.C.

²SEC/ACC Challenge

³Jimmy V Classic, New York, N.Y.

QUICK FACTS

Location: Coral Gables, Florida

Founded: 1925

Enrollment: 19,402

Colors: Orange, Green & White

President: Joe Echevarria

Athletics Director: Dan Radakovich

Arena: Watsco Center (7,972)

MEDIA SERVICES

Men's Basketball Contact: Megan Barnes

Office Phone: 305-284-6797

E-mail: meganbarnes@miami.edu

Website: HurricaneSports.com

Twitter: @CanesHoops

2024-25 ROSTER

No.	Player	Pos.	Ht.	Wt.	Cl.	Hometown/Previous School
0	Matthew Cleveland	G	6-7	210	Sr.	Atlanta, Ga./Pace Academy/Florida State
1	Lynn Kidd	C	6-10	241	Gr.	Gainesville, Fla./IMG Academy/Virginia Tech
2	Brandon Johnson	F	6-8	223	Sr.	Raleigh, N.C./Rolesville/East Carolina
3	Jalil Bethea	G	6-5	190	Fr.	Philadelphia, Pa./Archbishop Wood
4	Isaiah Johnson-Arigo	F	6-7	220	Fr.	Minneapolis, Minn./Totino-Grace
5	Jalen Blackmon	G	6-2	180	Sr.	Marion, Ind./Marion/Stetson
8	Xander Alarie	F	6-8	195	Fr.	Potomac, Md./St. Andrew's Episcopal School
10	Paul Djobet	G	6-7	209	So.	Lille, France/West Oaks Academy (Fla.)
11	A.J. Staton-McCray	G	6-4	196	Jr.	Delray Beach, Fla./West Oaks Academy (Fla.)/Samford
15	Kiree Huie	F	6-9	228	Sr.	Grayson, Ga./Grayson/Idaho State
23	Austin Swartz	G	6-4	200	Fr.	Concord, N.C./Cannon School
24	Nijel Pack	G	6-0	185	Gr.	Indianapolis, Ind./Lawrence Central/Kansas State
35	Yussif Basa-Ama	F	6-9	213	Gr.	Bolgatanga, Ghana/Saint Andrew's School (Fla.)/Yale
99	Divine Ugochukwu	G	6-3	190	Fr.	Sugar Land, Texas/Clements

Head Coach: Jim Larrañaga (Providence '71)

Associate Head Coach: Bill Courtney (Bucknell '92)

Assistant Coach: DJ Irving (Boston University '14)

Assistant Coach: Kotie Kimble (Coastal Carolina '07)

Schedule as of Oct. 23, 2024; all times Eastern



2023-24 FINAL STATISTICS (15-17, 6-14/14TH ACC)

#	PLAYER	TOTAL					3-POINT		F-THROW		REBOUNDS				PF	DQ	A	TO	BLK	STL	PTS	AVG
		GP-GS	MIN	AVG	FG-FGA	FG%	3FG-FGA	3FG%	FT-FTA	FT%	OFF	DEF	TOT	AVG								
15	OMIER, Norchad	31-31	948:14	30.6	198-359	.552	24-68	.353	108-144	.750	105	204	309	10.0	91	4	38	72	24	47	528	17.0
	ACC-Only	19-19	631:33	33.2	119-226	.527	18-46	.391	56-83	.675	64	127	191	10.1	54	2	20	48	16	26	312	16.4
0	CLEVELAND, Matthew	29-29	963:09	33.2	154-315	.489	30-84	.357	58-73	.795	50	127	177	6.1	37	0	48	55	11	39	396	13.7
	ACC-Only	17-17	587:12	34.5	85-188	.452	15-52	.288	34-42	.810	27	84	111	6.5	20	0	25	32	4	25	219	12.9
24	PACK, Nijel	25-25	811:43	32.5	122-305	.400	50-140	.357	39-51	.765	9	55	64	2.6	26	0	89	44	7	24	333	13.3
	ACC-Only	15-15	489:45	32.6	73-198	.369	31-95	.326	25-33	.758	7	31	38	2.5	18	0	51	25	4	12	202	13.5
5	POPLAR, Wooga	29-29	901:43	31.1	133-312	.426	62-161	.385	51-59	.864	20	119	139	4.8	60	0	61	54	9	23	379	13.1
	ACC-Only	17-17	568:53	33.5	68-180	.378	32-99	.323	23-27	.852	9	67	76	4.5	38	0	35	26	3	13	191	11.2
4	JOSEPH, Bensley	32-27	1006:59	31.5	108-265	.408	52-143	.364	39-50	.780	17	92	109	3.4	73	0	110	69	22	48	307	9.6
	ACC-Only	20-15	644:03	32.2	70-181	.387	35-99	.354	24-32	.750	15	61	76	3.8	48	0	60	44	10	24	199	10.0
7	GEORGE, Kyshawn	31-16	712:31	23.0	81-190	.426	53-130	.408	21-27	.778	14	80	94	3.0	55	1	67	48	11	27	236	7.6
	ACC-Only	19-14	505:09	26.6	59-134	.440	38-88	.432	15-21	.714	9	55	64	3.4	43	1	47	35	9	21	171	9.0
3	WATSON, Christian	24-1	303:39	12.7	22-59	.373	7-29	.241	15-24	.625	5	32	37	1.5	13	0	18	9	0	4	66	2.8
	ACC-Only	12-1	148:19	12.4	7-27	.259	0-10	.000	5-9	.556	2	19	21	1.8	5	0	3	4	0	2	19	1.6
1	NWOKO, Michael	29-1	258:00	8.9	33-59	.559	0-2	.000	11-18	.611	26	32	58	2.0	27	0	3	10	6	6	77	2.7
	ACC-Only	18-1	147:32	8.2	21-34	.618	0-0	.000	6-10	.600	18	18	36	2.0	17	0	1	5	3	2	48	2.7
10	DJOBET, Paul	16-1	162:33	10.2	13-31	.419	7-17	.412	6-11	.545	9	16	25	1.6	10	0	7	6	2	4	39	2.4
	ACC-Only	10-1	140:49	14.1	8-22	.364	5-11	.455	6-11	.545	8	14	22	2.2	9	0	7	6	1	2	27	2.7
23	CASEY, AJ	24-0	227:39	9.5	18-46	.391	0-12	.000	10-17	.588	16	32	48	2.0	13	0	8	5	6	3	46	1.9
	ACC-Only	12-0	82:39	6.9	3-12	.250	0-5	.000	3-6	.500	4	6	10	0.8	4	0	4	2	0	1	9	0.8
13	ROBINSON, Jakai	17-0	122:06	7.2	7-19	.368	1-6	.167	2-9	.222	2	16	18	1.1	13	0	5	3	2	3	17	1.0
	ACC-Only	9-0	79:06	8.8	4-11	.364	0-4	.000	0-3	.000	2	10	12	1.3	7	0	2	2	1	2	8	0.9
2	MASTIN, Carson	2-0	03:50	1.9	0-0	.000	0-0	.000	0-0	.000	0	0	0	0.0	1	0	0	2	0	1	0	0.0
	ACC-Only	0-0	0:00	0.0	0-0	.000	0-0	.000	0-0	.000	0	0	0	0.0	0	0	0	0	0	0	0	0.0
11	CASSANO, Nick	2-0	02:54	1.5	0-0	.000	0-0	.000	0-0	.000	0	0	0	0.0	0	0	0	0	0	0	0	0.0
	ACC-Only	0-0	0:00	0.0	0-0	.000	0-0	.000	0-0	.000	0	0	0	0.0	0	0	0	0	0	0	0	0.0
	Total	32	6425		889-1960	.454	286-792	.361	360-483	.745	324	850	1174	36.7	419	5	454	386	100	229	2424	75.8
	ACC-Only	20	4025		517-1213	.426	174-509	.342	197-277	.711	196	520	716	35.8	263	3	255	234	51	130	1405	70.3
	Opponents	20	4025		533-1223	.436	209-572	.365	212-302	.702	212	535	747	37.4	292	4	315	212	75	147	1487	74.4
	ACC-Only	32	6425		866-1998	.433	306-920	.333	318-446	.713	341	803	1144	35.8	479	6	497	373	110	230	2356	73.6

						MIAMI						OPPONENTS								
Date	Opponent	AP	UM USA	Opp USA	W/L TV	Score/ Time	FG	FG%	3-Pt FG	3-Pt FG%	FT	FT%	FG	FG%	3-Pt FG	3-Pt FG%	FT	FT%	Reb Mar	TO UM/Opp
11/6	NJIT	13	13		W	101-60	39-72	.542	12-28	.429	11-17	.647	23-68	.338	9-30	.300	5-11	.455	+12	9/16
11/10	UCF	13	13		W	88-72	26-51	.510	10-21	.476	26-30	.867	30-73	.411	5-20	.250	7-11	.636	-4	18/18
11/13	FIU	12	11		W	86-80	31-53	.585	13-21	.619	11-14	.786	32-71	.451	11-33	.333	5-8	.625	-2	14/10
11/17	vs Georgia ¹	12	11		W	79-67	27-60	.450	7-24	.292	18-19	.947	22-60	.367	9-31	.290	14-22	.636	+3	12/15
11/19	vs Kansas State ¹	12	11		W	91-83	32-60	.533	12-24	.500	15-18	.833	33-67	.493	4-28	.143	13-17	.765	-6	9/13
11/28	at Kentucky ²	8	8	12	L	73-95	26-59	.441	5-19	.263	16-21	.762	37-62	.597	9-21	.429	12-17	.706	+6	15/8
12/2	Notre Dame	8	8		W	62-49	25-54	.463	7-18	.389	5-8	.625	18-63	.286	6-32	.188	7-9	.778	-2	13/13
12/6	LIU	15	15		W	97-49	37-65	.569	11-26	.423	12-19	.632	19-62	.306	3-23	.130	8-11	.727	+13	12/16
12/10	vs Colorado ³	15	15		L	63-90	22-49	.449	6-15	.400	13-15	.867	37-63	.587	7-20	.350	9-11	.818	-12	20/15
12/16	LaSalle	24	24		W	84-77	31-60	.517	4-15	.267	18-21	.857	30-64	.469	11-30	.367	6-7	.857	+14	10/8
12/21	Stonehill				W	97-59	38-78	.487	15-39	.385	6-7	.857	22-60	.367	8-36	.222	7-9	.778	+25	13/13
12/29	North Florida				W	95-55	36-69	.522	10-22	.455	13-18	.722	17-62	.274	10-45	.222	11-11	1.000	+19	14/19
1/3	Clemson			16	W	95-82	35-66	.530	11-24	.458	14-15	.933	31-68	.456	11-30	.367	9-9	1.000	+4	9/11
1/6	at Wake Forest				L OT	82-86	30-71	.423	10-21	.476	12-14	.857	29-72	.403	12-31	.387	16-21	.762	-3	12/10
1/10	Louisville				L	71-80	26-67	.388	11-34	.324	8-15	.533	28-57	.491	10-23	.435	14-16	.875	+3	13/12
1/13	at Virginia Tech				W	75-71	27-57	.474	9-25	.360	12-16	.750	28-58	.483	10-33	.303	5-6	.833	-10	11/15
1/17	Florida State				L	75-84	27-58	.466	7-28	.250	14-24	.583	33-68	.485	4-17	.235	14-23	.609	-6	14/13
1/20	at Syracuse				L	69-72	29-59	.492	8-23	.348	3-5	.600	25-63	.397	12-32	.375	10-15	.667	-3	12/8
1/24	at Notre Dame				W	73-61	26-53	.491	8-23	.348	13-17	.765	23-62	.371	10-34	.294	5-6	.833	0	15/15
1/27	Pitt				W	72-68	28-63	.444	10-31	.323	6-8	.750	24-64	.375	11-36	.306	9-16	.563	+4	8/4
1/30	at NC State				L	68-74	24-66	.364	7-28	.250	13-18	.722	26-54	.481	9-21	.429	13-18	.722	+15	12/8
2/3	Virginia Tech				W	82-74	24-53	.453	7-16	.438	27-29	.931	28-58	.483	11-30	.367	7-14	.500	+8	11/11
2/5	at Virginia				L	38-60	14-49	.286	2-20	.100	8-15	.533	26-54	.481	5-11	.455	3-6	.500	+1	11/3
2/10	North Carolina			3	L	72-75	28-66	.424	6-23	.261	10-13	.769	24-59	.407	11-31	.355	16-24	.750	-5	13/16
2/14	at Clemson				L	60-77	22-59	.373	12-32	.375	4-5	.800	22-56	.446	13-30	.433	14-17	.824	-2	12/8
2/17	at Boston College				L	77-85	27-51	.529	13-26	.500	10-17	.588	28-59	.475	15-30	.500	14-19	.737	-10	13/9
2/21	Duke			8	L	55-84	19-61	.311	6-25	.240	11-14	.786	28-54	.519	13-29	.448	15-21	.714	-11	9/10
2/24	Georgia Tech				L	76-80	29-69	.420	13-36	.361	5-10	.500	30-63	.476	15-34	.441	5-5	1.000	-7	5/12
2/26	at North Carolina			10	L	71-75	24-61	.393	14-30	.467	9-13	.692	27-61	.443	9-26	.346	12-21	.571	-3	14/12
3/6	Boston College				L	57-67	22-65	.338	6-27	.222	7-11	.636	24-59	.407	10-29	.345	9-17	.529	-2	10/13
3/9	at Florida State				L	75-83	31-65	.477	7-19	.368	6-10	.600	28-70	.400	12-33	.364	15-19	.789	-1	17/9
3/12	vs Boston College ⁴				L	65-81	27-71	.380	7-29	.241	4-7	.571	31-63	.492	11-31	.355	8-9	.889	-7	6/11

**JIM LARRAÑAGA**

*Head Coach
14th Season at Miami
Providence '71*

■ Now in his 14th season at Miami, Jim Larrañaga has led the Hurricanes to six NCAA Tournament appearances, including four trips to the Sweet 16. He has guided the Hurricanes to their first Elite Eight (2022), first Final Four (2023), first ACC Tournament title (2013) and first two ACC regular season crowns (2013 and 2023).

■ Prior to Larrañaga's arrival, Miami had appeared in just six NCAA Tournaments.

■ Larrañaga has been named the AP, Naismith, USBWA and Henry Iba National Coach of the Year and twice was both the ACC and USBWA District Coach of the Year. He also was the 2013 NABC District Coach of the Year.

■ Larrañaga has posted three 25-win seasons at Miami – the only Miami coach to do so – and the Canes have won nine or more ACC games in six of his eight seasons. Prior to his arrival, Miami had never won more than eight ACC games in a season.

■ Larrañaga came to Miami after serving as the head coach at George Mason for 14 seasons. He guided that program to five NCAA Tournament appearances (2011, 2008, 2006, 2001, 1999) including an unprecedented run to the 2006 Final Four.

JIM LARRAÑAGA YEAR BY YEAR

Year	School	Conf.	Overall	Conf. W-L	Conf. Finish	Post-Season
1977-78	American Int.	Ind	14-13	-	-	-
1978-79	American Int.	Ind	13-13	-	-	-
1986-87	Bowling Green	MAC	15-14	10-6	3rd	-
1987-88	Bowling Green	MAC	12-16	7-9	t5th	-
1988-89	Bowling Green	MAC	13-15	6-10	t6th	-
1989-90	Bowling Green	MAC	18-11	9-7	t3rd	NIT 0-1
1990-91	Bowling Green	MAC	17-13	9-7	t4th	NIT 0-1
1991-92	Bowling Green	MAC	14-15	8-8	5th	-
1992-93	Bowling Green	MAC	11-16	8-10	t6th	-
1993-94	Bowling Green	MAC	18-10	12-6	t2nd	-
1994-95	Bowling Green	MAC	16-11	10-8	t5th	-
1995-96	Bowling Green	MAC	14-13	9-9	t6th	-
1996-97	Bowling Green	MAC	22-10	13-5	t1st	NIT 0-1
1997-98	George Mason	CAA	9-18	6-10	6th	-
1998-99	George Mason	CAA	19-11	13-3	1st	NCAA 0-1
1999-00	George Mason	CAA	19-11	12-4	t1st	-
2000-01	George Mason	CAA	18-12	11-5	3rd	NCAA 0-1
2001-02	George Mason	CAA	19-10	13-5	2nd	NIT 0-1
2002-03	George Mason	CAA	16-12	11-7	4th	-
2003-04	George Mason	CAA	23-10	12-6	3rd	NIT 2-1
2004-05	George Mason	CAA	16-13	10-8	6th	-
2005-06	George Mason	CAA	27-8	15-3	t1st	NCAA 4-1
2006-07	George Mason	CAA	18-15	9-9	5th	-
2007-08	George Mason	CAA	23-11	12-6	2nd	NCAA 0-1
2008-09	George Mason	CAA	22-11	13-5	2nd	NIT 0-1
2009-10	George Mason	CAA	17-15	12-6	4th	CIT 0-1
2010-11	George Mason	CAA	27-7	16-2	1st	NCAA 1-1
2011-12	Miami	ACC	20-13	9-7	t4th	NIT 1-1
2012-13	Miami	ACC (ACC)	29-7	15-3	1st	NCAA 2-1
2013-14	Miami	ACC	17-16	7-11	10th	-
2014-15	Miami	ACC	25-13	10-8	t6th	NIT 4-1
2015-16	Miami	ACC	27-8	13-5	t2nd	NCAA 2-1
2016-17	Miami	ACC	21-12	10-8	t7th	NCAA 0-1
2017-18	Miami	ACC	22-10	11-7	t3rd	NCAA 0-1
2018-19	Miami	ACC	14-18	5-13	t11th	-
2019-20	Miami	ACC	15-16	7-13	t10th	-
2020-21	Miami	ACC	10-17	4-11	13th	-
2021-22	Miami	ACC	26-11	14-6	4th	NCAA 3-1
2022-23	Miami	ACC	29-8	15-5	t1st	NCAA 4-1
2023-24	Miami	ACC	15-17	6-14	14th	-

LARRAÑAGA CAREER TOTALS

School	Years		Overall W-L	Pct.	Conf. W-L	Games Pct.	ACC Tournament W-L	Pct.	NCAA Tournament W-L	Pct.	NIT Games W-L	Pct.
American International	(2)	1978-1979	27-26	.509	-	-	-	-	-	-	-	-
Bowling Green	(11)	1987-1997	170-144	.541	101-85	.543	-	-	-	-	0-3	.000
George Mason	(14)	1998-2011	273-164	.625	165-79	.676	-	-	5-4	.556	2-3	.400
Miami	(13)	2012-2024	270-166	.619	126-115	.523	13-12	.520	11-6	.647	5-2	.714
Totals	(40)	1978-2024	740-500	.597	392-279	.584	13-12	.520	16-10	.615	7-8	.467

MIAMI COACHING RECORDS

Career Records						ACC Tournament						NCAA Tournament						NIT							
		Years	W	L	Pct.			Years	W	L	Pct.		No.	W	L	Pct.		No.	W	L	Pct.				
1.	Art Webb	(3)	1927-28, 1931	18	12	.600	1.	Jim Larrañaga	(13)	2012-2024	13	12	.520	1.	Jim Larrañaga	(6)	11	6	.647	1.	Jim Larrañaga	(2)	5	2	.714
2.	Tom McCann	(2)	1929, 1932	30	7	.811	2.	Frank Haith	(7)	2005-2011	6	7	.462	2.	Leonard Hamilton	(3)	3	3	.500	2.	Frank Haith	(4)	5	4	.504
3.	Hart Morris	(10)	1939-42, 47-52	119	82	.592								Frank Haith	(1)	1	1	.500	3.	Bruce Hale	(3)	1	3	.250	
4.	W.H. Steers	(1)	1946	8	5	.615								4.	Bruce Hale	(1)	0	1	.000	4.	Leonard Hamilton	(2)	0	2	.000
5.	Dave Wike	(2)	1953-1954	14	22	.389								Perry Clark	(1)	0	1	.000		Perry Clark	(1)	0	1	.000	
6.	Bruce Hale	(13)	1955-1967	220	112	.663																			
7.	Ron Godfrey	(4)	1968-1971	47	57	.452																			
8.	Bill Foster	(5)	1986-1990	78	71	.523																			
9.	Leonard Hamilton	(10)	1991-2000	144	147	.495																			
10.	Perry Clark	(4)	2001-2004	65	54	.546																			
11.	Frank Haith	(6)	2005-2011	129	101	.561																			
12.	Jim Larrañaga	(13)	2012-2024	270	166	.619																			
ACC Games Only																									
		Years	W	L	Pct.																				
1.	Jim Larrañaga	(13)	2012-2024	126	115	.523																			
2.	Frank Haith	(7)	2005-2011	43	69	.384																			

Year	Head Coach	Overall	Conf.	Finish	Conf. Trn.	Non Conf.	Post-Season	Final AP	Final Coach	All-Conf.	All-Am.	NBA Draft	PPG Offense	FG%	FT%	PPG Defense	Opp. FG%	Reb. Mar.
1954	Dave Wike	5-10	-	-	-	5-10	-	-	-	-	0	0	67.7	-	-	77.4	-	-
1955	Bruce Hale	10-11	-	-	-	10-11	-	-	-	-	0	0	83.5	.386	.706	81.3	.384	6.0
1956	Bruce Hale	14-12	-	-	-	14-12	-	-	-	-	0	1	78.0	.365	.708	83.3	.396	-5.5
1957	Bruce Hale	13-13	-	-	-	13-13	-	-	-	-	0	0	79.1	.399	.697	74.6	.381	2.6
1958	Bruce Hale	14-8	-	-	-	14-8	-	-	-	-	0	0	87.6	.421	.696	80.8	.384	9.0
1959	Bruce Hale	18-7	-	-	-	18-7	-	-	-	-	0	0	89.9	.449	.739	81.2	.407	2.9
1960	Bruce Hale	23-4	-	-	-	23-4	NCAA 0-1	10	-	-	1	0	82.6	.462	.671	75.4	.405	6.4
1961	Bruce Hale	20-7	-	-	-	20-7	NIT 0-1	-	-	-	0	0	79.7	.421	.683	78.7	.426	9.1
1962	Bruce Hale	14-12	-	-	-	14-12	-	-	-	-	0	0	89.6	.457	.738	78.6	.435	14.5
1963	Bruce Hale	23-5	-	-	-	23-5	NIT 1-1	-	-	-	0	1	95.4	.452	.760	87.1	.459	8.0
1964	Bruce Hale	20-7	-	-	-	20-7	NIT 0-1	-	-	-	0	0	98.4	.461	.796	84.2	.436	11.2
1965	Bruce Hale	22-4	-	-	-	22-4	-	-	19	-	1	1	87.3	.437	.709	84.9	.434	2.4
1966	Bruce Hale	15-11	-	-	-	15-11	-	-	-	-	0	0	87.3	.437	.709	84.9	.434	2.4
1967	Bruce Hale	15-11	-	-	-	15-11	-	-	-	-	0	1	81.8	.444	.722	80.4	.452	9.6
1968	Ron Godfrey	17-11	-	-	-	17-11	-	-	-	-	0	2	84.6	.467	.729	86.4	.438	-0.2
1969	Ron Godfrey	14-10	-	-	-	14-10	-	-	-	-	0	0	82.0	.444	.710	85.0	.457	10.5
1970	Ron Godfrey	9-17	-	-	-	9-17	-	-	-	-	1	2	88.2	.442	.692	96.9	.484	-2.3
1971	Ron Godfrey	7-19	-	-	-	7-19	-	-	-	-	0	1	82.4	.435	.616	91.3	.480	-2.5
1972-85 Did not field team																		
1986	Bill Foster	14-14	-	-	-	14-14	-	-	-	-	0	0	71.6	.476	.657	76.1	.472	-0.1
1987	Bill Foster	15-16	-	-	-	15-16	-	-	-	-	0	0	75.2	.452	.681	75.3	.439	3.6
1988	Bill Foster	17-14	-	-	-	17-14	-	-	-	-	0	1	79.1	.491	.716	77.4	.438	-1.3
1989	Bill Foster	19-12	-	-	-	19-12	-	-	-	-	0	0	90.6	.492	.707	89.6	.488	-4.5
1990	Bill Foster	13-15	-	-	-	13-15	-	-	-	-	0	0	71.9	.428	.649	76.1	.474	-6.5
1991	Leonard Hamilton	9-19	-	-	-	9-19	-	-	-	-	0	1	72.4	.440	.702	74.2	.474	0.5

Member of Big East Conference

1992	Leonard Hamilton	8-24	1-17	(10)	1-1	7-7	-	-	-	0	0	0	60.7	.397	.640	67.5	.436	-1.4
1993	Leonard Hamilton	10-17	7-11	(9)	0-1	3-6	-	-	-	1	0	0	71.4	.433	.599	74.2	.443	-2.7
1994	Leonard Hamilton	7-20	0-18	(10)	0-1	7-2	-	-	-	0	0	0	62.6	.419	.585	70.7	.397	1.4
1995	Leonard Hamilton	15-13	9-9	(5)	0-1	6-4	NIT 0-1	-	-	1	0	1	64.5	.401	.651	67.4	.402	0.5
1996	Leonard Hamilton	15-13	8-10	(4)	1-1	7-3	-	-	-	0	0	0	67.3	.423	.629	66.9	.413	3.1
1997	Leonard Hamilton	16-13	9-9	(T4)	1-1	7-4	NIT 0-1	-	-	1	0	0	65.1	.416	.647	62.8	.380	-0.7
1998	Leonard Hamilton	18-10	11-7	(2)	0-1	7-3	NCAA 0-1	-	-	1	0	0	70.1	.440	.661	65.6	.379	1.4
1999	Leonard Hamilton	23-7	15-3	(2)	1-1	8-4	NCAA 1-1	10	12	2	1	1	72.6	.473	.699	65.0	.384	4.8
2000	Leonard Hamilton	23-11	13-3	(T1)	1-1	10-8	NCAA 2-1	23	25	2	0	0	69.0	.431	.748	62.6	.394	2.3
2001	Perry Clark	16-13	8-8	(T3/E)	0-1	8-5	NIT 0-1	-	-	1	0	0	70.3	.413	.717	67.7	.430	-2.0
2002	Perry Clark	24-8	10-6	(2/E)	1-1	14-2	NCAA 0-1	21	21	3	0	1	74.8	.430	.771	67.4	.400	-1.8
2003	Perry Clark	11-17	4-12	(T6/E)	0-1	7-5	-	-	-	1	0	1	69.9	.425	.717	68.7	.436	1.7
2004	Perry Clark	14-16	4-12	(T3)	-	10-4	-	-	-	1	0	0	71.6	.449	.705	68.9	.452	1.6

Member of Atlantic Coast Conference

2005	Frank Haith	16-13	7-9	(T6)	0-1	9-3	NIT 0-1	-	-	2	0	0	71.4	.430	.673	69.7	.426	4.3
2006	Frank Haith	18-16	7-9	(T7)	1-1	10-6	NIT 1-1	-	-	1	0	1	67.9	.435	.697	65.1	.415	2.3
2007	Frank Haith	12-20	4-12	(12)	1-1	8-8	-	-	-	1	0	0	71.2	.435	.702	72.9	.463	1.9
2008	Frank Haith	23-11	8-8	(T5)	1-1	14-2	NCAA 1-1	-	-	1	0	0	74.8	.437	.747	67.9	.407	2.1
2009	Frank Haith	19-13	7-9	(T8)	0-1	12-3	NIT 1-1	-	-	1	0	1	72.7	.427	.683	66.3	.368	5.2
2010	Frank Haith	20-13	4-12	(12)	2-1	14-0	-	-	-	0	0	1	72.4	.463	.678	64.7	.407	3.2
2011	Frank Haith	21-15	6-10	(9)	1-1	14-4	NIT 2-1	-	-	1	0	0	71.6	.446	.725	67.6	.417	3.8
2012	Jim Larrañaga	20-13	9-7	(T4)	1-1	12-3	NIT 1-1	-	-	1	0	0	70.7	.431	.721	66.1	.421	-0.1
2013	Jim Larrañaga	29-7	15-3	(1)	3-0	11-4	NCAA 2-1	5	10	2	1	1	69.7	.455	.684	68.6	.400	3.2
2014	Jim Larrañaga	17-16	7-11	(10)	1-1	9-4	-	-	-	1	0	0	61.5	.421	.687	59.5	.406	2.4
2015	Jim Larrañaga	25-13	10-8	(T6)	1-1	15-5	NIT 4-1	-	-	0	0	0	68.2	.428	.746	63.3	.421	0.8
2016	Jim Larrañaga	27-8	13-5	(T2)	1-1	13-2	NCAA 2-1	10	8	2	0	0	75.2	.479	.749	67.4	.431	2.0
2017	Jim Larrañaga	21-12	10-8	(T7)	1-1	10-3	NCAA 0-1	-	-	1	0	1	69.0	.452	.718	64.1	.419	4.0
2018	Jim Larrañaga	22-10	11-7	(T3)	0-1	11-2	NCAA 0-1	22	-	0	0	2	73.8	.465	.662	67.9	.431	0.8
2019	Jim Larrañaga	14-18	5-13	(T11)	1-1	8-4	-	-	-	0	0	1	71.8	.435	.735	71.1	.451	-3.0
2020	Jim Larrañaga	15-16	7-13	(T10)	0-1	8-3	-	-	-	1	0	0	71.2	.429	.759	73.2	.443	-4.1
2021	Jim Larrañaga	10-17	4-15	(13)	2-1	6-2	-	-	-	0	0	0	66.4	.425	.700	71.0	.448	-4.6
2022	Jim Larrañaga	26-11	14-6	(4)	1-1	12-5	NCAA 3-1	-	16	2	0	0	74.0	.473	.742	70.6	.459	-4.7
2023	Jim Larrañaga	29-8	15-5	(t1)	1-1	14-3	NCAA 4-1	16	3	3	1	2	79.1	.480	.784	71.9	.448	2.6
2024	Jim Larrañaga	15-17	6-14	(14)	0-1	9-3	-	-	-	1	0	1	75.8	.454	.745	74.4	.436	-0.7

2024-25 SCHEDULE

Date	Opponent	TV	Time
11/4	Elon	ACCN	9 PM
11/8	at Kansas	ESPN2	7 PM
11/15	American	ACCN	8 PM
11/22	at Hawaii	ESPN2	12:30 AM
11/25	vs. Dayton ¹	ESPN2	11:30 PM
11/26	vs. Auburn/Iowa St. ¹	ESPN/U	8:30/11 PM
11/27	vs. TBD ¹	ESPN/2	TBD
12/4	Alabama ²	ESPN	7:15 PM
12/7	Georgia Tech	ACCN	2 PM
12/14	LaSalle	The CW	4 PM
12/17	vs. Florida ³	ESPN	7 PM
12/21	vs. UCLA ⁴	CBS	3 PM
12/29	Campbell	ACCN	8 PM
1/1	at Louisville	ACCN	TBD
1/4	at Notre Dame	CBS	Noon
1/7	SMU	ACCN	9 PM
1/11	at NC State	ACCN	4 PM
1/15	California	ACCN	7 PM
1/18	Stanford	The CW	2:15 PM
1/21	at Wake Forest	ESPN	9 PM
1/25	Boston College	The CW	2:15 PM
1/28	at Pitt	ESPN	9 PM
2/1	at Duke	ESPN	6:30 PM
2/8	Pitt	ESPN/2	4 PM
2/10	at Clemson	ESPN	7 PM
2/15	at Syracuse	ESPN	6 PM
2/19	NC State	ESPN/2	7 PM
2/22	Virginia	ESPN	4 PM
2/24	at Florida State	ESPN	7 PM
3/1	Miami	ESPN/2	2 PM
3/4	at Virginia Tech	ESPN/2/U	7 PM
3/8	Duke	ESPN	6:30 PM

¹Maui Invitational, Maui, Hawaii

²SEC/ACC Challenge

³Jumpman Invitational, Charlotte, N.C.

⁴CBS Sports Classic, New York, N.Y.

Schedule as of Oct. 23, 2024; all times Eastern

QUICK FACTS

Location: Chapel Hill, North Carolina

Founded: 1789

Enrollment: 32,234

Colors: Carolina Blue & White

Chancellor: Lee H. Roberts

Athletics Director: Bubba Cunningham

Arena: Dean E. Smith Center (21,750)

MEDIA SERVICES

Men's Basketball Contact: Steve Kirschner

Office Phone: 919-962-2123

E-mail: stevekirschner@unc.edu

Website: GoHeels.com

Twitter: @UNC_Basketball

2024-25 ROSTER

No.	Player	Pos.	Ht.	Wt.	Cl.	Hometown/Previous Schools
0	Ty Claude	F	6-7	230	Gr.	Goldsboro, N.C./Moravian Prep (Hudson, N.C.)/ Georgia Tech
2	James Brown	F	6-10	215	Fr.	Aurora, Ill./Link Academy (Branson, Mo.)
3	Elliot Cadeau	G	6-1	180	So.	West Orange, N.J./Link Academy (Branson, Mo.)
4	RJ Davis	G	6-0	180	Gr.	White Plains, N.Y./Archbishop Stepinac
5	Cade Tyson	G/F	6-7	200	Jr.	Monroe, N.C./Carmel Christian (Matthews, N.C.)/ Belmont
6	Elijah Davis	G	6-3	215	Sr.	Chapel Hill, N.C./Jordan (Durham, N.C.)/Lynchburg
7	Seth Trimble	G	6-3	195	Jr.	Menomonee Falls, Wis./Menomonee Falls
9	Drake Powell	G/F	6-6	195	Fr.	Pittsboro, N.C./Northwood
11	Ian Jackson	G	6-4	190	Fr.	The Bronx, N.Y./Our Saviour Lutheran
13	Jalen Washington	F	6-10	235	Jr.	Gary, Ind./West Side
14	Russell Hawkins	G	6-1	175	So.	Charlotte, N.C./Mallard Creek
15	John Holbrook	F	6-8	230	Fr.	Hickory, N.C./Hickory
22	Ven-Allen Lubin	F	6-8	230	Jr.	Orlando, Fla./Orlando Christian/Vanderbilt
24	Jae'Lyn Withers	F	6-9	220	Gr.	Charlotte, N.C./ North Mecklenburg (Huntersville, N.C.)/Louisville

Head Coach: Hubert Davis (North Carolina '92)

Assistant Coach: Brad Frederick (North Carolina '99)

Assistant Coach: Jeff Lebo (North Carolina '89)

Assistant Coach: Sean May (North Carolina '09)

Assistant Coach: Pat Sullivan (North Carolina '95)

Assistant Coach: Marcus Paige (North Carolina '16)



2023-24 FINAL STATISTICS (29-8, 17-3/1ST ACC)

#	PLAYER	GP-GS	MIN	AVG	TOTAL FG%	3-PT FG%	F-THROW FT%	REBOUNDS	PF	DQ	A	TO	BLK	STL	PTS	AVG
4	DAVIS, RJ	37-37	1287	34.8	260-607	.428	113-284	.398	151-173	.873	18	116	134	3.6	65	21.2
	ACC-Only	20-20	715	35.8	140-327	.428	65-152	.428	76-89	.854	9	69	78	3.9	37	21.1
5	BACOT, Armando	37-37	1123	30.4	194-359	.540	4-10	.400	146-187	.781	117	263	380	10.3	100	14.5
	ACC-Only	20-20	620	31.0	98-180	.544	2-5	.400	67-85	.788	54	142	196	9.8	63	13.3
55	INGRAM, Harrison	37-36	1213	32.8	163-379	.430	65-169	.385	60-98	.612	97	230	327	8.8	71	12.2
	ACC-Only	20-19	669	33.5	86-215	.400	29-92	.315	31-52	.596	63	154	217	10.9	34	11.6
3	RYAN, Cormac	36-34	1091	30.3	128-335	.382	75-212	.354	83-95	.874	20	82	102	2.8	87	11.5
	ACC-Only	20-19	616	30.8	70-189	.370	45-123	.366	45-54	.833	14	42	56	2.8	53	11.5
2	CADEAU, Elliot	37-31	881	23.8	101-242	.417	10-53	.189	59-91	.648	21	60	81	2.2	84	7.3
	ACC-Only	20-19	508	25.4	61-136	.449	4-24	.167	33-49	.673	11	34	45	2.3	51	8.0
7	TRIMBLE, Seth	35-1	599	17.1	62-132	.470	13-31	.419	44-66	.667	18	56	74	2.1	42	5.2
	ACC-Only	18-0	314	17.4	30-69	.435	4-14	.286	22-36	.611	9	27	36	2.0	22	4.8
24	WITHERS, Jae'Lyn	37-3	459	12.4	53-99	.535	4-20	.200	46-59	.780	37	96	133	3.6	53	4.2
	ACC-Only	20-0	213	10.7	26-46	.565	1-8	.125	28-36	.778	23	44	67	3.4	17	4.1
13	WASHINGTON, Jalen	37-0	308	8.3	54-77	.701	8-15	.533	27-42	.643	33	62	95	2.6	51	3.9
	ACC-Only	20-0	165	8.3	25-40	.625	3-8	.375	13-20	.650	16	37	53	2.7	34	3.3
8	WOJCIK, Paxson	32-3	267	8.4	16-47	.340	7-30	.233	12-17	.706	12	20	32	1.0	26	1.6
	ACC-Only	17-0	100	5.9	4-18	.222	2-12	.167	4-6	.667	6	10	16	0.9	11	0.8
22	LANDRY, Rob	7-1	14	1.9	3-5	.600	2-3	.667	0-0	.000	1	3	4	0.6	0	1.1
	ACC-Only	2-1	7	3.5	1-3	.333	1-2	.500	0-0	.000	0	2	2	1.0	0	1.5
32	OKONKWO, James	15-0	43	2.9	5-9	.556	0-0	.000	5-5	1.000	7	8	15	1.0	7	1.0
	ACC-Only	6-0	22	3.7	2-4	.500	0-0	.000	2-2	1.000	4	4	8	1.3	6	1.0
1	HIGH, Zayden	23-0	103	4.5	6-19	.316	0-8	.000	6-9	.667	9	17	26	1.1	23	0.8
	ACC-Only	11-0	33	3.0	3-12	.250	0-7	.000	2-4	.500	5	6	11	1.0	10	0.7
34	FARRIS, Duwe	8-1	14	1.8	1-4	.250	0-0	.000	0-0	.000	1	1	2	0.3	0	0.3
	ACC-Only	2-1	7	3.5	1-3	.333	0-0	.000	0-0	.000	1	1	2	1.0	0	1.0
14	LEBO, Creighton	9-1	22	2.5	0-9	.000	0-4	.000	0-0	.000	0	3	3	0.3	2	0.0
	ACC-Only	3-1	11	3.7	0-5	.000	0-3	.000	0-0	.000	0	1	1	0.3	1	0.0
	Total	37	7425		1046-2323	.450	301-839	.359	639-842	.759	452	1068	1520	41.1	611	81.9
	ACC-Only	20	4000		547-1247	.439	156-450	.347	323-433	.746	249	598	847	42.4	339	78.7
	Opponents	37	7425		935-2281	.410	262-817	.321	476-644	.739	331	919	1250	33.8	690	70.5
	ACC-Only	20	4000		487-1232	.395	132-430	.307	257-349	.736	175	499	674	33.7	359	68.2

NORTH CAROLINA																OPPONENTS									
Date	Opponent	AP	NC USA	Opp AP	USA	W/L	Score/Time	FG	FG%	3-Pt FG	3-Pt FG%	FT	FT%	FG	FG%	3-Pt FG	3-Pt FG%	FT	FT%	Reb	TO				
11/6	Radford	19	21			W	86-70	32-61	.525	7-20	.350	15-23	.652	28-66	.424	5-21	.238	9-10	.900	+3	11/12				
11/12	Lehigh	19	21			W	90-68	31-67	.463	5-17	.294	23-28	.821	26-71	.366	13-33	.394	3-4	.750	+21	10/11				
11/17	UC Riverside	20	18			W	77-52	28-61	.459	6-21	.286	15-21	.714	19-62	.306	9-30	.300	5-9	.556	-1	9/17				
11/22	vs UNI ¹	14	14			W	91-69	26-61	.426	12-26	.462	27-31	.871	24-53	.453	6-17	.353	15-22	.682	+3	9/17				
11/23	vs Villanova ¹	14	14			L OT	81-83	28-65	.431	9-24	.375	16-23	.696	23-60	.383	5-22	.227	32-36	.889	+5	13/9				
11/24	vs Arkansas ¹	14	14	20	rv	W	87-72	28-57	.491	6-14	.429	25-35	.714	26-55	.473	5-17	.294	15-20	.750	+11	10/12				
11/29	Tennessee ²	17	16	10	11	W	100-92	28-61	.459	12-28	.429	32-38	.842	35-63	.556	9-28	.321	13-16	.813	+3	9/12				
12/2	Florida State	16	16			W	78-70	24-57	.421	5-22	.227	25-31	.806	27-67	.403	12-28	.429	4-8	.500	+9	13/12				
12/5	vs UConn ³	9	10	5	5	L	76-87	28-63	.444	7-20	.350	13-22	.591	34-66	.515	10-31	.323	9-16	.563	-10	7/8				
12/16	vs Kentucky ⁴	9	9	14	15	L	83-87	27-57	.474	8-24	.333	21-27	.778	30-72	.417	8-23	.348	19-26	.731	-10	17/14				
12/20	vs Oklahoma ⁵	11	13	7	8	W	81-69	26-60	.433	9-22	.409	20-26	.769	23-57	.404	7-23	.304	16-24	.667	-7	9/18				
12/29	Charleston So.	9	11			W	105-60	41-73	.562	11-26	.423	12-14	.857	21-63	.333	10-25	.400	8-9	.889	+21	5/12				
1/2	at Pitt	8	9			W	70-57	23-63	.365	5-17	.294	19-22	.864	21-68	.309	5-29	.172	10-15	.667	+10	9/8				
1/6	at Clemson	8	9	16	16	W	65-55	25-60	.417	8-23	.348	7-12	.583	21-58	.362	1-18	.056	12-16	.750	+11	10/5				
1/10	at NC State	7	7			W	67-54	24-62	.387	7-21	.333	12-20	.600	18-66	.273	2-20	.100	16-21	.762	+8	13/10				
1/13	Syracuse	7	7			W	103-67	37-77	.481	7-26	.269	22-27	.815	23-63	.365	4-19	.211	17-21	.810	+23	14/17				
1/17	Louisville	4	3			W	86-70	29-60	.483	10-22	.455	18-24	.750	28-57	.491	8-18	.444	6-13	.462	+12	10/13				
1/20	at Boston College	4	3			W	76-66	25-56	.446	5-17	.294	21-26	.808	19-55	.345	3-17	.176	25-29	.862	+15	11/4				
1/22	Wake Forest	3	3			W	85-64	32-61	.525	5-15	.333	16-22	.727	21-59	.356	3-20	.150	19-25	.760	+13	8/6				
1/27	at Florida State	3	3			W	75-68	24-58	.414	8-21	.381	19-24	.792	27-62	.435	9-20	.450	5-11	.455	+9	17/14				
1/30	at Georgia Tech	3	3			L	73-74	28-77	.364	8-28	.286	9-17	.529	25-61	.410	9-20	.450	15-17	.882	+7	11/14				
2/3	Duke	3	3	7	7	W	93-84	33-66	.500	9-24	.375	18-25	.720	35-69	.507	5-19	.263	9-11	.818	+1	5/11				
2/6	Clemson	3	3			L	76-80	24-65	.369	9-27	.333	19-25	.760	27-68	.397	11-31	.355	15-20	.750	+1	6/5				
2/10	at Miami	3	3			W	75-72	24-59	.407	11-31	.355	16-24	.667	28-66	.424	6-23	.261	10-13	.769	+5	16/13				
2/13	at Syracuse	7	5			L	79-86	29-61	.475	12-27	.444	9-11	.818	30-48	.625	8-17	.471	18-25	.720	+8	11/8				
2/17	Virginia Tech	7	5			W	96-81	35-68	.515	7-21	.333	19-23	.826	28-67	.418	7-26	.269	18-20	.900	+12	9/6				
2/24	at Virginia	10	9			W	54-44	16-50	.320	7-22	.318	15-19	.789	16-58	.276	2-14	.143	10-15	.667	+4	10/6				
2/26	Miami	9	8			W	75-71	27-61	.443	9-26	.346	12-21	.571	24-61	.393	14-30	.467	9-13	.692	+3	12/14				
3/2	NC State	9	8			W	79-70	25-53	.472	6-16	.375	23-27	.852	25-60	.417	9-19	.474	11-16	.688	+3	8/9				
3/5	Notre Dame	7	7			W	84-51	32-71	.451	11-29	.379	9-15	.600	18-59	.305	5-19	.263	10-16	.625	+8	6/12				
3/9	at Duke	7	7	9	8	W	84-79	31-62	.500	7-15	.467	15-18	.833	26-60	.433	9-23	.391	18-24	.750	+11	13/7				
3/14	vs Florida State ⁶	4	4			W	92-67	34-65	.523	8-19	.421	16-20	.800	25-61	.410	4-16	.250	13-18	.722	+26	13/12				
3/15	vs Pitt ⁶	4	4			W	72-65	26-60	.433	6-22	.273	14-19	.737	25-65	.385	9-27	.333	6-6	1.000	+10	9/5				
3/16	vs NC State ⁶	4	4			L	76-84	25-67	.373	8-30	.267	18-23	.783	28-51	.549	6-14	.429	22-29	.759	+5	8/10				
3/21	vs Wagner ⁷	5	5			W	90-62	33-60	.550	9-18	.500	15-19	.789	23-58	.397	7-18	.389	9-15	.600	+19	9/8				
3/23	vs Michigan State ⁷	5	5			W	85-69	28-60	.467	10-26	.385	19-23	.826	26-59	.441	6-16	.375	11-15	.733	-5	5/11				
3/28	vs Alabama ⁸	5	5	19	18	L	87-89	30-78	.385	12-32	.375	15-17	.882	32-67	.478	11-26	.423	14-20	.700	+3	8/10				



HUBERT DAVIS

*Head Coach
Fourth Season at North Carolina
North Carolina '92*

HUBERT DAVIS YEAR BY YEAR

Year	School	Conf.	Overall	Conf. W-L	Conf. Finish	Post-Season
2021-22	North Carolina	ACC	29-10	15-5	2nd	NCAA 5-1
2022-23	North Carolina	ACC	20-13	11-9	7th	-
2023-24	North Carolina	ACC	29-8	17-3	1st	NCAA 2-1

■ Hubert Davis is in his fourth season as head coach at his alma mater and his 12th season on the Tar Heel coaching staff.

■ Davis led the Tar Heels to the 2022 NCAA East Regional championship, a win over Duke in a historic Final Four matchup and a berth in the national championship game in his first season as a head coach. The 1992 graduate of the University of North Carolina received two National Coach-of-the-Year awards as UNC won 17 of its last 21 games and came within a few possessions of securing the program's seventh NCAA Tournament title.

■ Davis, along with Ben Carnevale and Bill Guthridge, are the only Tar Heel head coaches to win 20 or more games in each of their first two seasons. He has compiled a 49-23 record in two seasons, including 26-14 in regular-season ACC play.

■ Davis was named the 20th head coach of the UNC men's basketball program on April 5, 2021. He became the fourth former Tar Heel player to become UNC's head coach and the first Black head coach in Carolina men's basketball history.

■ Davis played for Dean Smith at Carolina from 1988-92 and was an assistant coach on Roy Williams' staff from 2012-21. He played a key role coaching, recruiting and scouting and was the head coach of the UNC junior varsity program for six seasons from 2013-19. Davis was selected by the New York Knicks in the first round of the 1992 NBA Draft and played 12 seasons in the NBA, scoring 5,583 points, an average of 8.2 per game. He made 728 3-point field goals and is second in NBA history in 3-point percentage (.441).

DAVIS CAREER TOTALS

School	Years		Overall W-L	Pct.	Conf. W-L	Games Pct.	ACC Tournament W-L	Pct.	NCAA Tournament W-L	Pct.	NIT Games W-L	Pct.
North Carolina	(3)	2022-24	78-31	.716	43-17	.717	4-3	.571	7-2	.778	-	-
Totals	(3)	2022-24	78-31	.716	43-17	.717	4-3	.571	7-2	.778	-	-

NORTH CAROLINA COACHING RECORDS

Career Records	Years	W	L	Pct.
1. Nat Cartmell	(4) 1911-1914	25	24	.531
2. Charles Doak	(2) 1915-1916	18	16	.529
3. Howell Peacock	(2) 1917-1918	14	7	.667
4. Rennie Cuthbertson	(1) 1919	9	7	.563
5. Fred Boye	(2) 1920-1921	19	17	.528
No Coach	(2) 1922-1923	30	7	.811
6. Norman Shepard	(1) 1924	26	0	1.000
7. Monk McDonald	(1) 1925	20	5	.800
8. Harlan Sanborn	(1) 1926	20	5	.800
9. James Ashmore	(5) 1927-1931	80	37	.684
10. George Sheppard	(4) 1932-1935	69	16	.812
11. Walter Skidmore	(4) 1936-1939	65	25	.722
12. Bill Lange	(5) 1940-1944	85	41	.622
13. Ben Carnevale	(2) 1945-1946	52	11	.828
14. Tom Scott	(6) 1947-1952	100	65	.604
15. Frank McGuire	(9) 1953-1961	164	58	.739
16. Dean Smith	(36) 1962-1997	879	254	.776
17. Bill Guthridge	(3) 1998-2000	80	28	.741
18. Matt Doherty	(3) 2001-2003	53	43	.552
19. Roy Williams	(18) 2004-2021	485	163	.748
20. Hubert Davis	(3) 2022-2024	78	31	.716

ACC Games Only	Years	W	L	Pct.
1. Frank McGuire	(8) 1954-1961	84	25	.771
2. Dean Smith	(36) 1962-1997	364	136	.728
3. Hubert Davis	(3) 2022-2024	43	17	.717
4. Roy Williams	(18) 2004-2021	212	94	.693
5. Bill Guthridge	(3) 1998-2000	32	16	.667
6. Matt Doherty	(3) 2001-2003	23	25	.479

ACC Tournament	Years	W	L	Pct.
1. Dean Smith	(36) 1962-1997	58	23	.716
2. Bill Guthridge	(3) 1998-2000	5	2	.714
3. Roy Williams	(18) 2004-2021	29	15	.659
4. Frank McGuire	(7) 1954-1961	9	6	.600
5. Hubert Davis	(3) 2022-2024	4	3	.571
6. Matt Doherty	(3) 2001-2003	3	3	.500

NCAA Tournament	No.	W	L	Pct.
1. Frank McGuire	(2)	5	1	.833
2. Hubert Davis	(2)	7	2	.778
3. Roy Williams	(16)	45	13	.776
4. Bill Guthridge	(3)	8	3	.727
5. Dean Smith	(27)	65	27	.707
6. Ben Carnevale	(1)	2	1	.667
7. Matt Doherty	(1)	1	1	.500
8. Bill Lange	(1)	0	2	.000

NIT	No.	W	L	Pct.
1. Roy Williams	(1)	4	1	.800
2. Dean Smith	(4)	7	3	.700
3. Matt Doherty	(1)	2	1	.667

Year	Head Coach	Overall	ACC	Finish	ACC Trn.	Non Conf.	Post-Season	Final AP	Final Coach	All-ACC	All-Am.	NBA Draft	PPG Offense	FG%	FT%	PPG Defense	Opp. FG%	Reb. Mar.
1954	Frank McGuire	11-10	5-6	(5)	0-1	5-3	-	-	-	1	0	0	68.5	.377	.629	63.6	.320	3.0
1955	Frank McGuire	10-11	8-6	(T4)	0-1	2-3	-	-	-	1	0	0	75.8	.396	.684	76.1	.365	-9.5
1956	Frank McGuire	18-5	11-3	(T1)	1-1	5-0	-	13	11	1	1	0	80.0	.411	.688	71.0	.348	5.0
1957	Frank McGuire	32-0	14-0	(1)	3-0	13-0	NCAA Champ	1	1	3	2	1	65.5	.431	.701	65.5	.352	10.8
1958	Frank McGuire	19-7	10-4	(T2)	2-1	5-2	-	13	12	2	1	3	71.8	.396	.694	64.9	.387	3.7
1959	Frank McGuire	20-5	12-2	(T1)	2-1	6-2	NCAA 0-1	9	6	3	3	0	71.9	.429	.691	65.2	.390	0.8
1960	Frank McGuire	18-6	12-2	(T1)	1-1	4-2	-	-	14	2	2	2	73.1	.413	.758	62.3	.375	3.4
1961	Frank McGuire	19-4	12-2	(1)	0-0	5-2	-	5	6	2	2	3	76.7	.444	.671	65.7	.398	9.8
1962	Dean Smith	8-9	7-7	(T4)	0-1	1-1	-	-	-	2	0	3	72.4	.469	.667	72.6	.453	-0.8
1963	Dean Smith	15-6	10-4	(3)	1-1	5-1	-	-	-	2	0	1	76.6	.459	.676	70.8	.438	1.9
1964	Dean Smith	12-12	6-8	(5)	1-1	5-3	-	-	-	1	1	0	77.6	.450	.657	77.5	.436	4.8
1965	Dean Smith	15-9	10-4	(2)	0-1	5-4	-	-	-	2	1	1	79.8	.473	.661	77.6	.447	1.5
1966	Dean Smith	16-11	8-6	(T3)	1-1	7-4	-	-	-	2	1	1	80.9	.517	.783	75.3	.479	-1.7
1967	Dean Smith	26-6	12-2	(1)	3-0	11-4	NCAA 2-2	4	3	2	2	2	82.2	.472	.669	71.2	.471	3.5
1968	Dean Smith	28-4	12-2	(1)	3-0	13-2	NCAA 3-1	4	4	3	2	1	83.8	.455	.681	72.4	.444	4.4
1969	Dean Smith	27-5	12-2	(1)	3-0	12-3	NCAA 2-2	4	2	3	1	3	88.9	.491	.717	75.7	.451	5.4
1970	Dean Smith	18-9	9-5	(T2)	0-1	9-3	NIT 0-1	-	-	1	1	1	88.9	.481	.719	78.8	.441	1.3
1971	Dean Smith	26-6	11-3	(1)	2-1	11-1	NIT Champ	13	13	2	0	1	84.6	.522	.743	70.1	.428	5.0
1972	Dean Smith	26-5	9-3	(1)	2-0	13-2	NCAA 3-1	2	2	4	2	4	89.1	.528	.743	71.4	.421	7.3
1973	Dean Smith	25-8	8-4	(2)	0-1	16-2	NIT 3-1	11	12	2	0	2	84.7	.527	.706	72.8	.447	5.1
1974	Dean Smith	22-6	9-3	(T2)	1-1	11-1	NIT 0-1	12	8	2	1	3	87.0	.520	.705	75.3	.459	3.4
1975	Dean Smith	23-8	8-4	(T2)	3-0	12-2	NCAA 2-1	9	10	1	2	2	78.0	.536	.701	78.0	.471	0.0
1976	Dean Smith	25-4	11-1	(1)	1-1	12-1	NCAA 0-1	8	6	3	2	1	85.1	.526	.751	74.3	.470	2.6
1977	Dean Smith	28-5	9-3	(1)	2-0	16-1	NCAA 4-1	5	3	3	2	4	83.6	.537	.746	72.6	.477	1.4
1978	Dean Smith	23-8	9-3	(1)	0-1	12-4	NCAA 0-1	16	10	2	2	3	81.1	.532	.657	70.7	.495	5.6
1979	Dean Smith	23-6	9-3	(T1)	2-0	11-2	NCAA 0-1	9	3	2	1	1	76.5	.533	.721	65.4	.470	3.1
1980	Dean Smith	21-8	9-5	(T2)	1-1	10-1	NCAA 0-1	15	15	2	2	5	73.2	.523	.670	68.0	.496	2.9
1981	Dean Smith	29-8	10-4	(2)	3-0	14-3	NCAA 4-1	6	6	2	2	3	71.9	.522	.731	63.4	.458	5.4
1982	Dean Smith	32-2	12-2	(T1)	3-0	17-0	NCAA Champ	1	1	2	2	4	66.7	.537	.692	55.4	.466	3.7
1983	Dean Smith	28-8	12-2	(T1)	1-1	15-5	NCAA 2-1	8	8	2	2	1	80.7	.515	.741	68.6	.444	3.2
1984	Dean Smith	28-3	14-0	(1)	1-1	13-2	NCAA 1-1	1	1	2	2	4	80.1	.543	.783	64.8	.450	4.3
1985	Dean Smith	27-9	9-5	(T1)	2-1	16-3	NCAA 3-1	7	7	2	0	1	73.5	.540	.761	66.0	.450	3.7
1986	Dean Smith	28-6	10-4	(3)	0-1	18-1	NCAA 2-1	8	8	3	1	3	86.6	.559	.738	69.0	.436	4.8
1987	Dean Smith	32-4	14-0	(1)	2-1	16-3	NCAA 3-1	2	3	3	1	4	91.3	.537	.722	74.9	.472	5.6
1988	Dean Smith	27-7	11-3	(1)	2-1	14-3	NCAA 3-1	7	8	2	1	0	82.1	.535	.727	73.2	.455	3.9
1989	Dean Smith	29-8	9-5	(T2)	3-0	17-3	NCAA 2-1	5	4	2	1	1	90.0	.527	.725	79.7	.453	2.1
1990	Dean Smith	21-13	8-6	(T3)	0-1	13-6	NCAA 2-1	-	-	1	0	0	82.6	.498	.686	77.9	.459	2.6
1991	Dean Smith	29-6	10-4	(2)	3-0	16-2	NCAA 4-1	4	4	2	1	2	87.6	.502	.701	71.6	.418	6.6
1992	Dean Smith	23-10	9-7	(3)	2-1	12-2	NCAA 2-1	18	15	2	0	1	83.5	.500	.716	75.6	.434	4.4
1993	Dean Smith	34-4	14-2	(1)	2-1	21-1	NCAA Champ	4	2	2	1	1	86.1	.506	.706	68.3	.431	8.9
1994	Dean Smith	28-7	11-5	(2)	3-0	17-2	NCAA 1-1	1	2	2	1	1	85.6	.499	.665	72.4	.395	8.4
1995	Dean Smith	28-6	12-4	(T1)	2-1	14-1	NCAA 4-1	4	5	3	2	2	84.4	.508	.678	74.0	.413	1.7
1996	Dean Smith	21-11	10-6	(3)	0-1	11-4	NCAA 1-1	25	24	3	0	1	77.6	.492	.670	71.0	.412	6.2
1997	Dean Smith	28-7	11-5	(T2)	3-0	10-1	NCAA 4-1	4	5	4	1	1	77.4	.479	.680	66.7	.403	9.4
1998	Bill Guthridge	34-4	13-3	(2)	3-0	18-1	NCAA 4-1	1	1	4	3	3	81.9	.518	.711	65.6	.384	7.5
1999	Bill Guthridge	24-10	10-6	(3)	2-1	12-3	NCAA 0-1	13	13	2	1	0	71.4	.471	.718	64.9	.393	8.9
2000	Bill Guthridge	22-14	9-7	(T3)	0-1	13-6	NCAA 4-1	-	-	3	0	0	75.4	.491	.700	70.2	.408	4.1
2001	Matt Doherty	26-7	13-3	(T1)	2-1	11-3	NCAA 1-1	6	5	3	1	2	79.1	.479	.670	70.9	.391	4.1
2002	Matt Doherty	8-20	4-12	(T7)	0-1	4-7	-	-	-	1	0	0	72.2	.439	.690	78.9	.452	-2.7
2003	Matt Doherty	19-16	6-10	(T6)	1-1	12-5	NIT 2-1	-	-	1	0	0	72.1	.436	.663	71.2	.437	-4.3
2004	Roy Williams	19-11	8-8	(5)	0-1	11-2	NCAA 1-1	18	20	3	2	0	82.1	.458	.688	74.8	.444	4.3
2005	Roy Williams	33-4	14-2	(1)	1-1	18-1	NCAA Champ	2	3	4	2	4	88.0	.499	.725	70.3	.401	7.5
2006	Roy Williams	23-8	12-4	(2)	1-1	10-3	NCAA 1-1	10	12	3	1	1	79.4	.477	.708	68.6	.411	8.1
2007	Roy Williams	31-7	11-5	(T1)	3-0	20-2	NCAA 3-1	4	5	2	1	2	85.7	.499	.712	68.6	.416	8.5
2008	Roy Williams	36-3	14-2	(1)	3-0	19-1	NCAA 4-1	1	3	2	1	0	88.6	.488	.757	72.5	.426	11.0
2009	Roy Williams	34-4	13-3	(1)	1-1	20-0	NCAA Champ	2	1	3	2	4	89.8	.480	.752	72.0	.410	6.3
2010	Roy Williams	20-17	5-11	(T9)	0-1	15-5	NIT 4-1	-	-	0	0	1	74.5	.442	.653	71.9	.412	5.3
2011	Roy Williams	29-8	14-2	(1)	2-1	13-5	NCAA 3-1	7	7	4	0	0	77.5	.450	.672	68.8	.405	6.4
2012	Roy Williams	32-6	14-2	(1)	3-1	15-3	NCAA 3-1	4	6	4	4	4	81.3	.459	.682	67.1	.394	10.4
2013	Roy Williams	25-11	12-6	(3)	2-1	11-4	NCAA 1-1	-	-	2	0	1	76.7	.441	.675	69.2	.423	1.6
2014	Roy Williams	24-10	13-5	(T3)	0-1	11-4	NCAA 1-1	19	21	2	1	0	76.6	.463	.626	69.8	.416	5.0
2015	Roy Williams	26-12	11-7	(5)	3-1	15-5	NCAA 2-1	17	12	2	2	1	77.7	.476	.702	68.8	.398	7.7
2016	Roy Williams	33-7	14-4	(1)	3-0	15-3	NCAA 5-1	3	2	1	1	2	82.8	.482	.747	70.0	.416	8.6
2017	Roy Williams	33-7	14-4	(1)	1-1	18-2	NCAA Champ	5	1	2	1	2	84.4	.466	.701	70.6	.413	12.3
2018	Roy Williams	26-11	11-7	(3)	3-1	12-3	NCAA 1-1	10	14	2	2	0	81.6	.457	.743	73.3	.423	9.6
2019	Roy Williams	29-7	16-2	(T1)	1-1	12-4	NCAA 2-1	3	9	3	2	3	85.8	.464	.743	73.2	.416	10.4
2020	Roy Williams	14-19	6-14	(T13)	1-1	8-5	-	-	-	2	0	1	72.2	.426	.682	72.8	.422	7.6
2021	Roy Williams	18-11	10-6	(T5)	2-1	7-5	NCAA 0-1	-	-	1	0	1	75.2	.439	.668	69.9	.424	5.3
2022	Hubert Davis	29-10	15-5	(T2)	1-1	14-5	NCAA 5-1	-	2	1	0	0	77.9	.447	.764	71.3	.425	8.5
2023	Hubert Davis	20-13	11-9	(7)	1-1	9-4	-	-	-	1	1	0	76.2	.434	.742	70.9	.434	5.3
2024	Hubert Davis	29-8	17-3	(1)	2-1	12-5	NCAA 2-1	7	6	3	2	1	81.9	.450	.759	70.5	.410	7.3

2024-25 SCHEDULE

Date	Opponent	TV	Time
11/4	USC Upstate	ACCNX	7 PM
11/8	Presbyterian	ACCNX	7 PM
11/13	Coastal Carolina	ACCNX	7 PM
11/18	Colgate	ACCN	7 PM
11/22	William & Mary	ACCNX	7 PM
11/28	vs. Purdue ¹	FS1	3 PM
11/29	vs. BYU/Ole Miss ¹	FOX	3:30/6 PM
12/4	Texas ²	ESPN2	9:15 PM
12/7	Florida State	ESPNU	4 PM
12/10	Coppin State	ACCNX	7 PM
12/14	at Kansas	TBD	TBD
12/22	Rider	ACCN	4 PM
12/31	at Virginia	ESPN2	Noon
1/4	at Wake Forest	The CW	12 PM
1/8	Notre Dame	ESPN2/U	7 PM
1/11	North Carolina	ACCN	4 PM
1/15	at Virginia Tech	ESPNU	7 PM
1/18	California	ACCN	6 PM
1/25	SMU	The CW	Noon
1/27	at Duke	ESPN	8:30 PM
2/1	Clemson	The CW	1:30 PM
2/5	at California	ACCN	11 PM
2/8	at Stanford	ACCN	7 PM
2/12	Louisville	ESPN2/U	7 PM
2/15	Boston College	ACCN	2 PM
2/19	at North Carolina	ESPN2	7 PM
2/22	Wake Forest	ESPN2	2 PM
2/26	at Syracuse	ESPN2/U	7 PM
3/1	at Georgia Tech	ACCN	3 PM
3/5	Pitt	ACCN	7 PM
3/8	at Miami	The CW	2:15 PM

¹Rady Children's Invitational, San Diego, Calif.

²SEC/ACC Challenge

Schedule as of Oct. 23, 2024; all times Eastern

QUICK FACTS

Location: Raleigh, North Carolina

Founded: 1887

Enrollment: 38,442

Colors: Red & White

President: Dr. Randy Woodson

Athletics Director: Boo Corrigan

Arena: Lenovo Center (19,700)

MEDIA SERVICES

Men's Basketball Contact: Craig Hammel

Cell Phone: 317-292-0858

E-mail: cwhamme2@ncsu.edu

Website: GoPack.com

Twitter: @PackMensBball

2024-25 ROSTER

No.	Player	Pos.	Ht.	Wt.	Cl.	Hometown/High School/Previous School
0	Mike James	6-5	200	G	Jr.	Orlando, Fla./Oak Ridge/Louisville
1	Brandon Huntley-Hatfield	6-10	240	F	Sr.	Clarksville, Tenn./Scotland Campus Prep (Pa.)/ Louisville
2	Paul McNeil	6-5	180	G	Fr.	Rockingham, N.C./Richmond Senior
3	Dontrez Styles	6-6	210	G/F	Sr.	Kinston, N.C./Kinston/Georgetown
4	Breon Pass	6-0	175	G	Sr.	Reidsville, N.C./Reidsville
5	Trey Parker	6-1	165	G	Fr.	Fayetteville, N.C./Overtime Elite
7	Bryce Heard	6-5	170	G	Fr.	Chicago, Ill./Homewood-Flossmoor
8	Jayden Taylor	6-4	195	G	Sr.	Indianapolis, Ind./Perry Meridian/Butler
10	Marcus Hill	6-4	185	G	Sr.	Rockford, Ill./Rockford Christian/Bowling Green
11	Dennis Parker, Jr.	6-6	205	G	So.	Richmond, Va./John Marshall
12	Michael O'Connell	6-2	195	G	Gr.	Mineola, N.Y./Blair Academy/Stanford
13	KJ Keatts	5-10	165	G	Jr.	Cary, N.C./Grace Christian School
22	Jordan Snell	6-2	165	G	Jr.	Cary, N.C./Panther Creek
33	Ismaël Diouf	6-9	215	F	Jr.	Saint-Jean-sur-Richelieu, Quebec/ Cégep Saint-Jean-sur-Richelieu/Laval College
34	Ben Middlebrooks	6-10	240	F	Sr.	Fort Lauderdale, Fla./Westminster Acad./Clemson

Head Coach: Kevin Keatts (Marshall '11)

Assistant Coach: Levi Watkins (NC State '05)

Assistant Coach: Kareem Richardson (Evansville '97)

Assistant Coach: Brett Nelson (Florida '04)

Assistant Coach: Larry Dixon (Johnson C. Smith '96)

Assistant Coach/Director of MBB Operations: Steve Snell (Radford '88)



2023-24 FINAL STATISTICS (26-15, 9-11/10TH ACC)

#	PLAYER	GP-GS	MIN	AVG	TOTAL		3-POINT		F-THROW		REBOUNDS				PF	DQ	A	TO	BLK	STL	PTS	AVG
0	HORNE, DJ	40-36	1303:37	32.6	240-551	.436	105-260	.404	92-113	.814	19	119	138	3.5	80	1	84	54	5	51	677	16.9
	ACC-Only	20-19	673:56	33.7	129-297	.434	55-133	.414	48-57	.842	12	57	69	3.5	43	0	39	28	3	26	361	18.1
30	BURNS JR., D.J.	41-40	1019:57	24.9	231-435	.531	1-5	.200	66-97	.680	52	112	164	4.0	100	2	117	76	26	18	529	12.9
	ACC-Only	20-19	466:23	23.3	101-217	.465	0-1	.000	29-44	.659	25	41	66	3.3	50	2	50	38	12	7	231	11.6
1	TAYLOR, Jayden	41-29	1119:29	27.3	143-346	.413	64-176	.364	108-143	.755	23	123	146	3.6	73	2	55	63	19	47	458	11.2
	ACC-Only	20-14	566:04	28.3	72-173	.416	33-91	.363	68-82	.829	8	66	74	3.7	38	1	22	33	12	22	245	12.3
14	MORSELL, Casey	41-41	1333:27	32.5	159-392	.406	37-137	.270	100-124	.806	44	70	114	2.8	86	1	67	38	19	46	455	11.1
	ACC-Only	20-20	668:21	33.4	74-190	.389	15-64	.234	54-67	.806	28	32	60	3.0	42	1	37	24	13	20	217	10.9
23	DIARRA, Mohamed	40-22	882:14	22.1	92-193	.477	21-68	.309	48-73	.658	72	239	311	7.8	66	2	24	26	41	28	253	6.3
	ACC-Only	20-7	459:40	23.0	46-96	.479	14-34	.412	20-32	.625	39	121	160	8.0	32	1	7	14	18	15	126	6.3
12	O'CONNELL, Michael	41-22	1026:40	25.0	83-185	.449	30-80	.375	38-49	.776	25	114	139	3.4	66	0	130	51	3	36	234	5.7
	ACC-Only	20-12	486:42	24.3	35-78	.449	8-25	.320	13-17	.765	12	62	74	3.7	38	0	57	22	2	18	91	4.6
34	MIDDLEBROOKS, Ben	41-3	666:48	16.3	71-146	.486	1-13	.077	90-122	.738	82	97	179	4.4	111	5	25	26	24	34	233	5.7
	ACC-Only	20-2	326:10	16.3	33-64	.516	0-4	.000	38-54	.704	40	45	85	4.3	61	3	9	15	7	12	104	5.2
11	PARKER, JR., Dennis	29-12	446:38	15.4	51-115	.443	12-39	.308	21-39	.538	35	58	93	3.2	33	0	11	19	7	21	135	4.7
	ACC-Only	18-7	220:34	12.3	19-50	.380	5-17	.294	9-15	.600	15	26	41	2.3	16	0	3	13	2	9	52	2.9
3	RICE, MJ	9-0	78:58	8.8	15-31	.484	3-13	.231	4-9	.444	6	11	17	1.9	7	0	1	6	0	2	37	4.1
	ACC-Only	4-0	20:45	5.2	4-9	.444	1-5	.200	0-0	.000	3	3	6	1.5	1	0	0	2	0	1	9	2.3
4	THOMAS, LJ	12-0	89:54	7.5	10-25	.400	4-7	.571	7-11	.636	2	11	13	1.1	11	0	10	1	0	5	31	2.6
	ACC-Only	5-0	28:05	5.6	3-8	.375	1-2	.500	0-0	.000	1	3	4	0.8	7	0	4	0	0	2	7	1.4
10	PASS, Breon	31-0	164:34	5.3	15-34	.441	5-15	.333	5-8	.625	2	12	14	0.5	12	0	10	7	2	5	40	1.3
	ACC-Only	13-0	67:44	5.2	7-18	.389	3-8	.375	3-5	.600	0	6	6	0.5	3	0	6	1	1	0	20	1.5
2	WOODS, Kam	13-0	97:21	7.5	5-17	.294	2-5	.400	3-6	.500	2	9	11	0.8	9	0	2	8	0	3	15	1.2
	ACC-Only	8-0	42:22	5.3	2-8	.250	0-2	.000	0-0	.000	0	3	3	0.4	6	0	1	1	0	1	4	0.5
24	ROSS, Ernest	14-0	48:24	3.5	2-11	.182	0-8	.000	0-0	.000	0	6	6	0.4	8	0	0	1	2	1	4	0.3
	ACC-Only	5-0	22:31	4.5	0-1	.000	0-1	.000	0-0	.000	0	2	2	0.4	4	0	0	0	1	0	0	0.0
20	NUNNALLY, Alex	7-0	06:24	0.9	0-1	.000	0-1	.000	0-0	.000	0	1	1	0.1	0	0	0	0	0	0	0	0.0
	ACC-Only	1-0	00:43	0.7	0-1	.000	0-1	.000	0-0	.000	0	0	0	0.0	0	0	0	0	0	0	0	0.0
22	SNELL, Jordan	6-0	07:08	1.2	0-1	.000	0-0	.000	0-0	.000	0	1	1	0.2	1	0	0	0	0	0	0	0.0
	ACC-Only	0-0	0:00	0.0	0-0	.000	0-0	.000	0-0	.000	0	0	0	0.0	0	0	0	0	0	0	0	0.0
13	KEATTS, KJ	6-0	08:27	1.4	0-0	.000	0-0	.000	0-0	.000	0	1	1	0.2	1	0	0	1	0	0	0	0.0
	ACC-Only	0-0	0:00	0.0	0-0	.000	0-0	.000	0-0	.000	0	0	0	0.0	0	0	0	0	0	0	0	0.0
	Total	41	8300		1117-2483	.450	285-827	.345	582-794	.733	415	1032	1447	35.3	664	13	536	392	148	297	3101	75.6
	ACC-Only	20	4050		525-1210	.434	135-388	.348	282-373	.756	206	488	694	34.7	341	8	235	200	71	133	1467	73.4
	Opponents	41	8300		1043-2408	.433	297-887	.335	559-760	.736	424	1060	1484	36.2	662	13	527	501	130	210	2942	71.8
	ACC-Only	20	4050		529-1169	.453	145-401	.362	290-390	.744	201	525	726	36.3	308	8	255	224	65	105	1493	74.7

Date	Opponent	AP	ST	Opp	W/L	Score/ Time	NC STATE						OPPONENTS						Reb	TO
			USA				AP	USA	FG	FG%	3-PT	3-PT	FT	FT%	FG	FG%	3-PT	3-PT		
11/6	The Citadel				W	72-59	29-65	.446	10-28	.357	4-7	.571	21-53	.396	4-17	.235	13-24	.542	-2	9/14
11/10	Abilene Christian				W	84-64	29-62	.468	6-22	.273	20-24	.833	20-57	.351	5-17	.294	19-27	.704	+3	8/11
11/17	Charleston So.				W	87-53	32-63	.508	5-17	.294	18-23	.783	19-48	.396	6-18	.333	9-11	.818	+7	6/22
11/23	vs Vanderbilt ¹				W	84-78	30-70	.429	8-19	.421	16-21	.762	25-56	.446	7-22	.318	21-30	.700	-3	12/19
11/24	vs BYU ¹				L	86-95	30-64	.469	10-25	.400	16-22	.727	34-60	.567	14-34	.412	13-20	.650	-9	9/17
11/28	at Ole Miss ²				L	52-72	21-66	.318	3-25	.120	7-12	.583	24-59	.407	7-20	.350	17-20	.850	+4	13/7
12/2	at Boston College				W OT	84-78	29-65	.446	8-18	.444	18-21	.857	29-67	.433	6-21	.286	14-26	.538	+4	13/10
12/6	UMES				W	93-61	35-59	.593	8-21	.381	15-27	.556	23-58	.397	7-18	.389	8-13	.615	+4	8/17
12/12	UT Martin				W	81-67	31-70	.443	13-34	.382	6-10	.600	25-63	.397	9-24	.375	8-14	.571	+2	9/13
12/16	vs Tennessee ³			12	L	70-79	22-51	.431	8-18	.444	18-25	.720	27-62	.435	12-27	.444	13-16	.813	-9	11/11
12/20	Saint Louis				W	82-70	31-62	.500	9-25	.360	11-22	.500	23-46	.500	1-12	.083	23-29	.793	-5	6/18
12/23	Detroit Mercy				W	83-66	32-64	.500	9-25	.360	10-19	.526	26-59	.441	4-20	.200	10-13	.769	-5	7/16
1/3	at Notre Dame				W	54-52	19-66	.288	3-17	.176	13-16	.813	19-47	.404	7-19	.368	7-10	.700	+5	4/13
1/6	Virginia				W	76-60	28-57	.491	10-28	.357	10-12	.833	23-53	.434	5-15	.333	9-13	.692	+1	6/8
1/10	North Carolina			7	L	54-67	18-66	.273	2-20	.100	16-21	.762	24-62	.387	7-21	.333	12-20	.600	-8	10/13
1/13	at Louisville				W	89-83	32-59	.542	10-20	.500	15-17	.882	28-59	.475	8-15	.533	19-25	.760	+3	15/10
1/16	Wake Forest				W	83-76	29-54	.537	0-8	.000	25-33	.758	24-56	.429	6-18	.333	22-28	.786	+2	13/17
1/20	Virginia Tech				L	78-84	26-60	.433	6-18	.333	20-24	.833	26-49	.531	9-19	.474	23-28	.821	+4	18/20
1/24	at Virginia				L OT	53-59	22-63	.349	4-14	.286	5-6	.833	24-65	.369	4-17	.235	7-13	.538	-22	9/15
1/27	at Syracuse				L	65-77	24-67	.358	8-25	.320	9-11	.818	25-56	.446	7-18	.389	20-32	.625	+1	14/9
1/30	Miami				W	74-68	26-54	.481	9-21	.429	13-18	.722	24-66	.364	7-28	.250	13-18	.722	-15	8/12
2/3	Georgia Tech				W	82-76	26-69	.377	9-31	.290	21-27	.778	24-58	.414	11-27	.407	17-25	.680	-5	4/12
2/7	Pitt				L	64-67	26-56	.464	6-18	.333	6-15	.400	22-52	.423	5-21	.238	18-20	.900	-9	6/10
2/10	at Wake Forest				L	79-83	32-65	.492	7-20	.350	8-11	.727	29-60	.483	8-21	.381	17-21	.810	+3	9/8
2/17	at Clemson				W	78-77	27-55	.491	9-20	.450	15-22	.682	27-58	.466	9-24	.375	14-17	.824	-2	7/11
2/20	Syracuse				L	83-87	26-57	.456	7-18	.389	24-29	.828	30-59	.508	9-17	.529	18-19	.947	+1	11/11
2/24	Boston College				W	81-70	27-62	.435	6-20	.300	21-24	.875	25-55	.455	9-20	.450	11-13	.846	+8	10/16
2/27	at Florida State				L	83-90	30-63	.476	10-21	.476	13-20	.650	37-62	.597	5-14	.357	11-14	.786	+5	14/11
3/2	at North Carolina			9	L	70-79	25-60	.417	9-19	.474	11-16	.688	25-53	.472	6-16	.375	23-27	.852	-3	9/8
3/4	Duke			8	L	64-79	27-56	.482	3-9	.333	7-14	.500	32-68	.471	9-30	.300	6-9	.667	-5	10/5
3/9	at Pitt				L	73-81	26-56	.464	9-23	.391	12-16	.750	32-64	.500	8-20	.400	9-12	.750	0	10/5
3/12	vs Louisville ⁴				W	94-85	27-51	.529	7-19	.368	33-40	.825	32-58	.552	10-18	.556	11-11	1.000	+1	9/16
3/13	vs Syracuse ⁴				W	83-65	28-66	.424	7-20	.350	20-24	.833	27-58	.466	6-19	.316	5-6	.833	+9	10/19
3/14	vs Duke ⁴			11	L	74-69	28-61	.459	7-16	.438	11-20	.550	28-65	.431	5-20	.250	8-14	.571	-4	9/9
3/15	vs Virginia ⁴			11	W OT	73-65	28-58	.483	3-17	.176	14-15	.933	25-66	.379	9-28	.321	6-11	.545	+3	8/9
3/16	vs North Carolina ⁴			4	W	84-76	28-51	.549	6-14	.429	22-29	.759	25-67	.373	8-30	.267	18-23	.783	-5	10/8
3/21	vs Texas Tech ⁵			22	W	80-67	27-53	.509	5-13	.385	21-26	.808	24-62	.387	7-31	.226	12-14	.857	0	10/10
3/23	vs Oakland ⁵				W OT	79-73	29-64	.453	9-26	.346	12-16	.750	25-68	.368	12-35	.343	11-15	.733	+12	8/7
3/29	vs Marquette ⁶			8	W	67-58	26-56	.464	9-23	.391	6-12	.500	20-60	.333	4-31	.129	14-23	.609	+7	14/9
3/31	vs Duke ⁶			13	L	76-64	28-60	.467	3-13	.231	17-23	.739	19-59	.322	5-20	.250	21-26	.808	-2	5/9
4/6	vs Purdue ⁷			3	L	50-63	21-57	.368	5-19	.263	3-4	.750	22-55	.400	10-25	.400	9-10	.900	-13	11/16



KEVIN KEATTS

*Head Coach
Eighth Season at NC State
Marshall '11*

KEVIN KEATTS YEAR BY YEAR

Year	School	Conf.	Overall	Conf. W-L	Conf. Finish	Post-Season
2014-15	UNC Wilmington	CAA	18-14	12-6	1st	CIT 0-1
2015-16	UNC Wilmington	CAA	25-8	14-4	1st	NCAA 0-1
2016-17	UNC Wilmington	CAA	29-6	15-3	1st	NCAA 0-1
2017-18	NC State	ACC	21-12	11-7	t3rd	NCAA 0-1
2018-19	NC State	ACC	24-12	9-9	t8th	NIT 2-1
2019-20	NC State	ACC	20-12	10-10	t6th	n/a (COVID-19)
2020-21	NC State	ACC	14-11	9-8	9th	NIT 1-1
2021-22	NC State	ACC	11-21	4-16	15th	-
2022-23	NC State	ACC	23-11	12-8	6th	NCAA 0-1
2023-24	NC State	ACC (ACC)	26-15	9-11	10th	NCAA 4-1

■ Keatts has guided NC State to five postseason appearances (2018, 2023 and 2024 NCAA, 2019 and 2021 NIT). The Wolfpack also was on track for a postseason bid in 2020 before the season was halted due to the COVID-19 pandemic.

■ Last season, NC State advanced to the NCAA Final Four for the first time since the 1983 national championship season. The Wolfpack won 26 games, also the most wins since 1983. NC State also claimed the ACC Tournament crown for the first time since 1987.

■ Keatts has an overall record of 139-94 with the Wolfpack. He guided NC State to a 39-34 ACC record in his first four seasons in Raleigh, becoming just the second coach in the last 40 years to lead NC State to four consecutive seasons of .500 or better play in the ACC.

■ He joined the Wolfpack in 2017 after three seasons as head coach of UNC Wilmington, where he compiled a record of 72-28 (.720) and a 41-13 (.759) mark in Colonial Athletic Association competition.

KEATTS CAREER TOTALS

School	Years	Overall W-L	Pct.	Conf. W-L	Pct.	Games	ACC Tournament W-L	Pct.	NCAA Tournament W-L	Pct.	NIT/CIT Games W-L	Pct.
UNC Wilmington	(3)	2015-17	72-28	.720	41-13	.759	-	-	0-2	.000	0-1	.000
NC State	(7)	2018-24	139-94	.597	64-69	.481	8-5	.615	4-3	.571	3-2	.600
Totals	(10)	2015-24	211-122	.634	105-82	.561	8-5	.615	4-5	.444	3-3	.500

NC STATE COACHING RECORDS

Career Records	Years	W	L	Pct.
1. Piggy Hargrove	(2) 1911-1912	1	7	.125
2. E.D. Sandborn	(2) 1913,1916	6	12	.333
3. John Hagarty	(1) 1914	5	8	.462
4. H.S. Tucker	(1) 1915	5	5	.500
5. Harry Hartsell	(4) 1917-1918	33	31	.516
	1922-1923			
6. Tal Safford	(1) 1919	11	3	.786
7. Richard Crozier	(3) 1920-21, '24	24	35	.408
8. Gus Tebell	(6) 1925-1930	78	35	.660
9. R.R. Sermon	(10) 1931-1940	111	74	.577
10. Bob Warren	(2) 1941-1942	21	16	.568
11. Leroy Jay	(4) 1943-1946	28	45	.384
12. Everett Case	(18) 1947-1964	377	134	.738
13. Press Maravich	(2) 1965-1966	38	13	.745
14. Norman Sloan	(14) 1967-1980	266	127	.677
15. Jim Valvano	(10) 1981-1990	209	114	.647
16. Les Robinson	(6) 1991-1996	78	98	.443
17. Herb Sendek	(10) 1997-2006	191	132	.591
18. Sidney Lowe	(5) 2007-2011	86	78	.524
19. Mark Gottfried	(6) 2012-2017	123	85	.610
20. Kevin Keatts	(7) 2018-24	139	94	.597

ACC Games Only	Years	W	L	Pct.
1. Press Maravich	(2) 1965-1966	19	9	.679
2. Everett Case	(11) 1954-1964	89	59	.601
3. Norman Sloan	(14) 1967-1980	103	77	.573
4. Jim Valvano	(10) 1981-1990	71	69	.507
5. Kevin Keatts	(7) 2018-2024	64	69	.481
6. Mark Gottfried	(6) 2012-2017	48	58	.453
7. Herb Sendek	(10) 1997-2006	72	88	.450
8. Sidney Lowe	(5) 2007-2011	25	55	.313
9. Les Robinson	(6) 1991-1996	28	66	.298

ACC Tournament	Years	W	L	Pct.
1. Press Maravich	(2) 1965-1966	5	1	.833
2. Everett Case	(11) 1954-1964	15	7	.682
3. Kevin Keatts	(7) 2018-2024	8	5	.615
4. Herb Sendek	(10) 1997-2006	13	10	.565
5. Norman Sloan	(14) 1967-1980	14	11	.560
6. Mark Gottfried	(6) 2012-2017	7	6	.538
7. Jim Valvano	(10) 1981-1990	9	8	.529
8. Sidney Lowe	(5) 2007-2011	5	5	.500
9. Les Robinson	(6) 1991-1996	2	6	.250

NCAA Tournament	No.	W	L	Pct.
1. Norman Sloan	(3)	5	2	.714
2. Jim Valvano	(7)	14	6	.700
3. Kevin Keatts	(3)	4	3	.571
4. Mark Gottfried	(4)	5	4	.556
5. Everett Case	(5)	6	6	.500
Herb Sendek	(5)	5	5	.500
Press Maravich	(1)	1	1	.500
Les Robinson	(1)	1	1	.500

NIT	No.	W	L	Pct.
1. Norman Sloan	(2)	5	2	.714
2. Kevin Keatts	(2)	3	2	.600
Sidney Lowe	(2)	3	2	.600
4. Herb Sendek	(4)	6	5	.545
5. Everett Case	(3)	2	3	.400
6. Jim Valvano	(1)	0	1	.000

Year	Head Coach	Overall	ACC	Finish	ACC Trn.	Non Conf.	Post-Season	Final AP	Final Coach	All-ACC	All-Am.	NBA Draft	PPG Offense	FG%	FT%	PPG Defense	Opp. FG%	Reb. Mar.
1954	Everett Case	28-7	5-3	(4)	3-0	18-3	NCAA 2-1	-	14	2	0	1	80.2	.348	.696	68.1	.353	14.0
1955	Everett Case	28-4	12-2	(1)	3-0	12-2	-	4	6	2	1	1	88.7	.385	.715	76.5	.359	19.3
1956	Everett Case	24-4	11-3	(T1)	3-0	8-1	NCAA 0-1	2	2	2	2	2	82.8	.406	.735	70.5	.330	18.1
1957	Everett Case	15-11	7-7	(T4)	0-1	7-2	-	-	-	1	0	3	75.7	.438	.673	74.3	.380	13.2
1958	Everett Case	18-6	10-4	(T2)	1-1	6-0	-	20	16	2	0	0	66.9	.431	.658	61.5	.360	9.4
1959	Everett Case	22-4	12-2	(T1)	3-0	7-2	-	6	5	3	2	2	68.3	.396	.668	61.3	.370	8.5
1960	Everett Case	11-15	5-9	(6)	1-1	5-5	-	-	-	1	0	0	60.3	.397	.667	60.1	.350	5.6
1961	Everett Case	16-9	8-6	(4)	0-1	6-2	-	-	-	1	0	1	77.2	.429	.689	72.3	.400	7.8
1962	Everett Case	11-6	10-4	(3)	0-1	1-1	-	-	-	2	0	0	71.4	.443	.626	66.9	.412	4.6
1963	Everett Case	10-11	5-9	(T4)	1-1	4-1	-	-	-	1	0	1	69.5	.475	.700	68.5	.410	3.4
1964	Everett Case	8-11	4-10	(T7)	0-1	4-0	-	-	-	0	0	0	59.3	.465	.688	63.9	.433	-2.5
1965	Press Maravich	21-5	10-4	(T2)	3-0	8-1	NCAA 1-1	-	12	1	0	0	76.7	.477	.673	68.6	.445	0.5
1966	Press Maravich	18-9	9-5	(2)	2-1	7-3	-	-	-	2	0	0	81.2	.476	.712	73.8	.450	-7.5
1967	Norman Sloan	7-19	2-12	(8)	0-1	5-7	-	-	-	0	0	1	64.4	.413	.668	69.2	.422	0.2
1968	Norman Sloan	16-10	9-5	(T3)	2-1	5-4	-	-	-	1	0	1	70.8	.460	.661	65.7	.390	-5.6
1969	Norman Sloan	15-10	8-6	(T3)	0-1	6-3	-	-	-	1	0	0	71.5	.474	.716	69.3	.426	2.4
1970	Norman Sloan	23-7	9-5	(T2)	3-0	11-2	NCAA 0-1	10	12	3	0	2	83.7	.477	.687	71.7	.409	4.1
1971	Norman Sloan	13-14	5-9	(T6)	1-1	5-4	-	-	-	1	0	0	76.5	.449	.703	77.5	.443	-1.4
1972	Norman Sloan	16-10	6-6	(T4)	0-1	9-2	-	-	-	1	0	0	78.5	.482	.676	72.3	.421	4.0
1973	Norman Sloan	27-0	12-0	(1)	2-0	11-0	-	2	2	2	2	2	92.9	.519	.715	71.1	.437	7.5
1974	Norman Sloan	30-1	12-0	(1)	2-0	14-1	NCAA Champ	1	1	3	3	1	91.4	.499	.708	74.7	.435	6.5
1975	Norman Sloan	22-6	8-4	(T2)	2-1	11-0	-	7	9	1	1	3	92.7	.508	.708	77.9	.468	4.5
1976	Norman Sloan	21-9	7-5	(T2)	0-1	13-2	NIT 3-1	-	-	1	1	1	87.4	.496	.720	81.4	.476	5.0
1977	Norman Sloan	17-11	6-6	(5)	1-1	10-2	-	-	-	1	1	1	78.9	.490	.634	70.8	.474	4.7
1978	Norman Sloan	21-10	7-5	(3)	0-1	13-3	NIT 3-1	-	-	2	0	0	82.4	.483	.674	75.2	.469	5.8
1979	Norman Sloan	18-12	3-9	(6)	1-1	13-1	-	-	-	1	0	3	78.5	.494	.701	70.0	.457	4.3
1980	Norman Sloan	20-8	9-5	(T2)	0-1	10-1	NCAA 0-1	-	-	1	1	2	69.5	.499	.679	61.4	.459	0.9
1981	Jim Valvano	14-13	4-10	(7)	0-1	9-1	-	-	-	1	0	3	66.2	.497	.707	63.1	.473	3.0
1982	Jim Valvano	22-10	7-7	(4)	1-1	14-2	NCAA 0-1	-	-	2	0	1	57.5	.521	.713	49.1	.419	3.3
1983	Jim Valvano	26-10	8-6	(T3)	3-0	14-4	NCAA Champ	16	14	2	0	3	74.2	.472	.689	67.6	.450	0.7
1984	Jim Valvano	19-14	4-10	(7)	0-1	15-3	NIT 0-1	-	-	1	1	0	70.6	.462	.708	67.1	.469	5.5
1985	Jim Valvano	23-10	9-5	(T1)	1-1	13-4	NCAA 3-1	16	18	1	0	3	73.3	.497	.674	73.3	.497	0.0
1986	Jim Valvano	21-13	7-7	(4)	0-1	14-5	NCAA 3-1	-	-	1	0	3	70.6	.495	.690	63.2	.448	2.0
1987	Jim Valvano	20-15	6-8	(6)	3-0	11-7	NCAA 0-1	-	-	0	0	2	77.5	.479	.703	74.8	.481	1.9
1988	Jim Valvano	24-8	10-4	(2)	1-1	13-3	NCAA 0-1	14	13	2	0	2	83.0	.514	.709	71.8	.474	1.5
1989	Jim Valvano	22-9	10-4	(1)	0-1	12-4	NCAA 2-1	19	18	3	0	1	84.5	.501	.700	74.0	.459	0.5
1990	Jim Valvano	18-12	6-8	(T4)	0-1	12-3	-	-	-	1	0	0	82.3	.472	.713	75.1	.483	-0.7
1991	Les Robinson	20-11	8-6	(T3)	1-1	11-4	NCAA 1-1	-	24	3	2	2	98.3	.486	.762	83.5	.488	1.1
1992	Les Robinson	12-18	6-10	(7)	0-1	6-7	-	-	-	2	1	1	77.2	.462	.628	81.2	.490	0.0
1993	Les Robinson	8-19	2-14	(T8)	0-1	6-4	-	-	-	1	0	1	68.0	.432	.629	76.7	.495	0.4
1994	Les Robinson	11-19	5-11	(9)	0-1	6-8	-	-	-	1	0	0	69.1	.411	.652	74.6	.463	0.0
1995	Les Robinson	12-15	4-12	(8)	0-1	8-2	-	-	-	1	0	0	76.0	.421	.731	71.8	.458	0.6
1996	Les Robinson	15-16	3-13	(9)	1-1	11-2	-	-	-	1	0	1	81.2	.435	.735	74.8	.439	2.4
1997	Herb Sendek	17-15	4-12	(8)	3-1	9-1	NIT 1-1	-	-	1	0	0	59.8	.429	.649	54.7	.418	-1.8
1998	Herb Sendek	17-15	5-11	(8)	1-1	11-3	NIT 1-1	-	-	1	0	0	64.4	.436	.716	62.1	.446	-2.6
1999	Herb Sendek	19-14	6-10	(T5)	1-1	12-3	NIT 1-1	-	-	0	0	0	71.6	.454	.678	65.7	.444	5.9
2000	Herb Sendek	20-14	6-10	(T6)	1-1	13-2	NIT 3-2	-	-	0	0	0	69.0	.428	.657	63.6	.417	1.4
2001	Herb Sendek	13-16	5-11	(7)	0-1	8-4	-	-	-	0	0	0	73.8	.439	.673	72.3	.440	2.7
2002	Herb Sendek	23-11	9-7	(T3)	2-1	12-3	NCAA 1-1	-	25	1	0	0	75.4	.452	.755	67.8	.442	-0.2
2003	Herb Sendek	18-13	9-7	(4)	2-1	7-5	NCAA 0-1	-	-	1	0	0	72.5	.456	.770	68.3	.440	-0.3
2004	Herb Sendek	21-10	11-5	(2)	1-1	9-4	NCAA 1-1	15	17	2	1	0	72.9	.450	.799	65.1	.422	0.6
2005	Herb Sendek	21-14	7-9	(T6)	2-1	12-4	NCAA 2-1	-	-	1	0	1	73.1	.455	.705	66.1	.432	-2.3
2006	Herb Sendek	22-10	10-6	(4)	0-1	12-3	NCAA 1-1	-	-	1	0	1	74.5	.465	.751	67.4	.413	-3.0
2007	Sidney Lowe	20-16	5-11	(T10)	3-1	15-5	NIT 2-1	-	-	1	0	0	71.7	.491	.728	71.5	.441	-1.4
2008	Sidney Lowe	15-16	4-12	(T11)	0-1	11-3	-	-	-	0	0	1	67.3	.455	.719	69.7	.424	-2.4
2009	Sidney Lowe	16-14	6-10	(10)	0-1	10-3	-	-	-	0	0	0	73.0	.475	.717	69.6	.432	3.4
2010	Sidney Lowe	20-16	5-11	(T9)	2-1	13-4	NIT 1-1	-	-	1	0	0	66.6	.434	.679	64.5	.423	-0.6
2011	Sidney Lowe	15-16	5-11	(T10)	0-1	10-4	-	-	-	0	0	0	70.7	.439	.694	70.5	.424	0.5
2012	Mark Gottfried	24-13	9-7	(T4)	2-1	13-5	NCAA 2-1	-	20	2	0	0	72.9	.458	.704	67.6	.415	4.3
2013	Mark Gottfried	24-11	11-7	(4)	1-1	12-3	NCAA 0-1	-	-	2	0	1	77.4	.496	.681	70.2	.420	4.2
2014	Mark Gottfried	22-14	9-9	(T7)	2-1	11-4	NCAA 1-1	-	-	1	1	1	71.1	.461	.657	69.6	.426	-0.8
2015	Mark Gottfried	22-14	10-8	(T6)	1-1	12-6	NCAA 2-1	-	24	1	0	0	70.1	.436	.686	65.8	.403	-0.8
2016	Mark Gottfried	16-17	5-13	(13)	1-1	10-3	-	-	-	1	0	0	75.2	.433	.699	74.4	.438	4.0
2017	Mark Gottfried	15-17	4-14	(T13)	0-1	11-2	-	-	-	1	0	1	77.6	.468	.700	79.6	.450	0.2
2018	Kevin Keatts	21-12	11-7	(T3)	0-1	10-4	NCAA 0-1	-	-	1	0	0	81.3	.470	.696	75.1	.465	0.4
2019	Kevin Keatts	24-12	9-9	(T8)	1-1	14-2	NIT 2-1	-	-	0	0	0	80.1	.458	.707	71.3	.441	4.3
2020	Kevin Keatts	20-12	10-10	(T6)	1-0	10-2	n/a^	-	-	1	0	0	74.6	.452	.710	69.7	.426	-1.3
2021	Kevin Keatts	14-11	9-8	(9)	0-1	5-3	NIT 1-1	-	-	0	0	0	72.8	.471	.702	69.7	.452	3.1
2022	Kevin Keatts	11-21	4-16	(15)	0-1	7-5	-	-	-	1	0	0	73.0	.413	.725	75.6	.472	-2.8
2023	Kevin Keatts	23-11	12-8	(6)	1-1	11-3	NCAA 0-1	-	-	2	0	0	77.7	.450	.722	70.8	.445	1.7
2024	Kevin Keatts	26-15	9-11	(10)	5-0	17-4	NCAA 4-1	10	13	1	0	0	75.6	.450	.733	71.8	.433	-1.6

^postseason canceled due to COVID-19 pandemic

2024-25 SCHEDULE

Date	Opponent	TV	Time
11/6	Stonehill	ACCNX	7:30 PM
11/11	Buffalo	ACCNX	11 PM
11/16	at Georgetown	NBC	1 PM
11/19	North Dakota	ACCNX	7 PM
11/22	Elon	ACCNX	7 PM
11/26	vs. Rutgers ¹	TBS	10:30 PM
11/27	vs. Houston ¹	TBS	12:30 AM
11/30	vs. TBA ¹	truTV	1 PM
12/3	at Georgia ²	ESPNU	7 PM
12/7	Syracuse	The CW	Noon
12/11	Dartmouth	ACCNX	7 PM
12/22	Le Moyne	ACCN	6 PM
12/31	at Georgia Tech	ACCN	2:30 PM
1/4	North Carolina	CBS	Noon
1/8	at NC State	ESPN2/U	7 PM
1/11	at Duke	ESPN	Noon
1/13	Boston College	ACCN	7 PM
1/18	at Syracuse	ACCN	4 PM
1/25	at Virginia	ESPN/2	6:30 PM
1/28	Georgia Tech	ACCN	9 PM
2/1	at Miami	ESPN2	8 PM
2/4	at Florida State	ACCN	7 PM
2/8	Virginia Tech	The CW	1 PM
2/12	at Boston College	ESPN2/U	9 PM
2/16	Louisville	ACCN	8 PM
2/19	SMU	ACCN	7 PM
2/22	Pitt	The CW	2:15 PM
2/26	at Clemson	ACCN	7 PM
3/1	at Wake Forest	The CW	5:30 PM
3/5	Stanford	ESPN2/U	9 PM
3/8	California	ESPNU	8 PM

¹Players Era Tournament, Las Vegas, Nevada

²SEC/ACC Challenge

Schedule as of Oct. 23, 2024; all times Eastern

QUICK FACTS

Location: Notre Dame, Indiana

Founded: 1842

Enrollment: 12,809

Colors: Blue & Gold

President: Rev. Robert A. Dowd, C.S.C.

Athletics Director: Pete Bevacqua

Arena: Purcell Pavilion at the Joyce Center (9,149)

MEDIA SERVICES

Men's Basketball Contact: Josh Bates

Office Phone: 574-310-9954

E-mail: jbates2@nd.edu

Website: UND.com

Twitter: @NDMBB

2024-25 ROSTER

No.	Player	Pos.	Ht.	Wt.	Cl.	Hometown/High School/Previous School
0	Brady Stevens	G	6-4		Fr.	Boston, Mass./Wellesley
1	Julian Roper II	G	6-4	210	Sr.	Detroit, Mich./St. Mary's/Northwestern
2	Logan Imes	G	6-4	189	So.	Zionsville, Ind/Zionsville
3	Markus Burton	G	5-11	166	So.	Mishawaka, Ind./Penn
4	Sir Mohammed	G	6-6		Fr.	Charlotte, N.C./Myers Park
5	Cole Certa	G	6-5		Fr.	Le Roy, Ill./IMG Academy
7	Tae Davis	F	6-9	208	Jr.	Indianapolis, Ind./Warren Central/Seton Hall
10	JT Kelly	G	6-2		Jr.	Ponte Vedra Beach, Fla./Ponte Vedra
11	Braeden Shrewsberry	G	6-3	189	So.	Granger, Ind./State College Area High
12	Garrett Sundra	F	6-11		Fr.	Ashburn, Va./Paul VI Catholic
14	Kebba Njie	F	6-10	254	Jr.	Centerville, Ohio/La Lumiere/Penn St
15	Thomas Hattan	G	6-2		Jr.	San Clemente, Calif./San Juan Hills
20	J.R. Konieczny	G	6-7	204	Jr.	South Bend, Ind./St. Joseph
21	Burke Chebuhar	F	6-8	230	Gr.	Marietta, Ga./The Walker School/Lehigh
22	Thomas Crowe	F	6-7		Sr.	Macedonia, Ohio/Archbishop Hoban
25	Nikita Konstantynovskyi	F	6-10	245	Gr.	Kyiv, Ukraine/Secondary School No. 163/
						Northeastern A&M/Tulsa/Monmouth
41	Matt Allocco	G	6-4	197	Gr.	Hilliard, Ohio/Hilliard Bradley/Princeton

Head Coach: Micah Shrewsberry (Hanover '99)

Associate Head Coach: Kyle Getter (Hanover '01)

Assistant Coach: Mike Farrelly (St. Joseph's '03)

Assistant Coach: Ryan Owens (Southern Indiana '00)



2023-24 FINAL STATISTICS (13-20, 7-13/T12TH ACC)

#	PLAYER	GP-GS	MIN	AVG	TOTAL		3-POINT		F-THROW		REBOUNDS				PF	DQ	A	TO	BLK	STL	PTS	AVG
3	BURTON, Markus	33-33	1113:44	33.7	210-499	.421	42-140	.300	115-140	.821	21	89	110	3.3	95	0	143	123	7	63	577	17.5
	ACC-Only	20-20	684:17	34.2	130-303	.429	27-84	.321	62-78	.795	10	53	63	3.2	55	0	95	72	4	44	349	17.5
11	SHREWSBERRY, Braeden	33-15	933:40	28.3	115-289	.398	78-210	.371	28-34	.824	4	78	82	2.5	31	0	29	38	1	16	336	10.2
	ACC-Only	20-9	561:04	28.1	77-182	.423	55-133	.414	17-22	.773	3	51	54	2.7	18	0	16	23	1	12	226	11.3
13	DAVIS, Tae	32-31	832:51	26.0	103-213	.484	7-38	.184	81-112	.723	56	107	163	5.1	78	2	33	48	11	18	294	9.2
	ACC-Only	19-18	489:34	25.8	62-131	.473	4-20	.200	46-62	.742	36	62	98	5.2	43	1	20	23	6	12	174	9.2
20	KONIECZNY, J.R.	32-19	724:55	22.7	85-212	.401	34-103	.330	41-49	.837	45	100	145	4.5	45	0	18	33	8	23	245	7.7
	ACC-Only	19-11	419:06	22.1	49-124	.395	26-64	.406	16-20	.800	20	56	76	4.0	28	0	8	24	4	12	140	7.4
0	BOOTH, Carey	33-19	655:52	19.9	75-192	.391	35-118	.297	26-41	.634	22	120	142	4.3	42	0	15	25	21	7	211	6.4
	ACC-Only	20-16	409:17	20.5	46-117	.393	17-68	.250	13-20	.650	15	74	89	4.5	26	0	6	16	13	6	122	6.1
1	ROPER II, Julian	31-12	706:42	22.8	63-164	.384	28-83	.337	14-29	.483	31	94	125	4.0	60	0	20	28	5	29	168	5.4
	ACC-Only	20-3	391:24	19.6	27-87	.310	12-43	.279	7-17	.412	19	55	74	3.7	38	0	10	12	5	15	73	3.7
14	NJIE, Kebba	29-27	703:16	24.3	37-99	.374	1-8	.125	51-67	.761	59	98	157	5.4	70	1	20	43	20	10	126	4.3
	ACC-Only	20-20	477:21	23.9	28-68	.412	0-4	.000	33-41	.805	38	72	110	5.5	47	1	15	32	13	4	89	4.5
25	ZONA, Matt	33-6	370:59	11.2	29-67	.433	13-41	.317	6-17	.353	29	47	76	2.3	32	0	17	8	4	9	77	2.3
	ACC-Only	20-0	210:10	10.5	16-40	.400	9-27	.333	2-9	.222	17	30	47	2.4	16	0	5	5	1	4	43	2.2
2	IMES, Logan	31-3	545:33	17.6	20-66	.303	8-36	.222	14-17	.824	5	72	77	2.5	36	0	34	24	3	12	62	2.0
	ACC-Only	20-3	348:49	17.4	14-45	.311	5-22	.227	10-12	.833	3	48	51	2.6	22	0	24	19	0	6	43	2.2
12	SANDERS JR., Tony	7-0	15:28	2.2	2-6	.333	2-6	.333	0-0	.000	0	1	1	0.1	1	0	0	0	0	0	6	0.9
	ACC-Only	4-0	05:09	1.3	1-4	.250	1-4	.250	0-0	.000	0	1	1	0.3	0	0	0	0	0	0	3	0.8
15	HATTAN, Thomas	4-0	05:60	1.5	1-3	.333	1-2	.500	0-0	.000	1	1	2	0.5	0	0	0	1	0	0	3	0.8
	ACC-Only	2-0	01:18	0.7	0-1	.000	0-0	.000	0-0	.000	1	0	1	0.5	0	0	0	0	0	0	0	0.0
22	CROWE, Thomas	6-0	10:60	1.8	1-3	.333	1-1	1.000	0-0	.000	0	1	1	0.2	1	0	0	0	0	0	3	0.5
	ACC-Only	4-0	06:18	1.6	1-2	.500	1-1	1.000	0-0	.000	0	0	0	0.0	1	0	0	0	0	0	3	0.8
10	KELLY, JT	6-0	06:42	1.1	1-2	.500	1-2	.500	0-0	.000	1	1	2	0.3	1	0	0	0	0	0	3	0.5
	ACC-Only	4-0	04:27	1.1	1-1	1.000	1-1	1.000	0-0	.000	1	1	2	0.5	0	0	0	0	0	0	3	0.8
4	WADE, Alex	8-0	26:52	3.4	0-3	.000	0-0	.000	2-2	1.000	0	1	1	0.1	2	0	3	2	0	2	2	0.3
	ACC-Only	4-0	09:02	2.3	0-2	.000	0-0	.000	0-0	.000	0	0	0	0.0	0	0	2	1	0	0	0	0.0
5	BRAITON, Raheem	6-0	16:46	2.8	0-5	.000	0-1	.000	0-0	.000	1	1	2	0.3	3	0	2	2	0	0	0	0.0
	ACC-Only	3-0	05:51	2.0	0-3	.000	0-1	.000	0-0	.000	0	0	0	0.0	0	0	1	0	0	0	0	0.0
23	HARBAUGH, Zane	2-0	04:43	2.4	0-1	.000	0-1	.000	0-0	.000	1	1	2	1.0	0	0	1	0	0	0	0	0.0
	ACC-Only	1-0	01:51	1.9	0-1	.000	0-1	.000	0-0	.000	0	1	1	1.0	0	0	0	0	0	0	0	0.0
	Total	33	6675		742-1824	.407	251-790	.318	378-508	.744	324	861	1185	35.9	497	3	335	413	80	189	2113	64.0
	ACC-Only	20	4025		452-1111	.407	158-473	.334	206-281	.733	193	534	727	36.4	294	2	202	242	47	115	1268	63.4
	Opponents	33	6675		806-1910	.422	228-702	.325	376-524	.718	313	816	1129	34.2	484	7	406	328	120	212	2216	67.2
	ACC-Only	20	4025		487-1168	.417	139-431	.323	214-306	.699	192	502	694	34.7	276	3	247	190	78	127	1327	66.4

						NOTRE DAME						OPPONENTS									
Date	Opponent	ND AP	USA AP	Opp USA	W/L TV	Score/ Time	FG	FG%	3-Pt FG	3-Pt FG%	FT	FT%	FG	FG%	3-Pt FG	3-Pt FG%	FT	FT%	Reb Mar	TO ND/Opp	
11/6	Niagara				W	70-63	27-53	.509	3-17	.176	13-16	.813	25-59	.424	7-17	.412	6-9	.667	+6	7/7	
11/11	Western Carolina				L	61-71	22-58	.379	8-26	.308	9-14	.643	25-64	.391	7-21	.333	14-18	.778	-5	12/7	
11/16	vs Auburn ¹				L	59-83	21-62	.339	2-26	.077	15-19	.789	31-58	.534	9-20	.450	12-16	.750	0	13/13	
11/17	vs Oklahoma State ¹				W OT	66-64	24-57	.421	8-25	.320	10-16	.625	21-58	.362	5-25	.200	17-23	.739	-1	16/12	
11/22	Maryland-Eastern Shore				W	75-55	28-55	.509	13-27	.481	6-7	.857	21-61	.344	6-16	.375	7-9	.778	+3	17/16	
11/28	at South Carolina ²				L	53-65	17-52	.327	6-21	.286	13-20	.650	19-50	.380	7-25	.280	20-26	.769	+4	12/8	
12/2	at Miami	8		8	L	49-62	18-63	.286	6-32	.188	7-9	.778	25-54	.463	7-18	.389	5-8	.625	+2	13/13	
12/5	Western Michigan				W	86-65	29-49	.592	9-22	.409	19-25	.760	26-63	.413	5-22	.227	8-11	.727	+8	13/9	
12/9	at Marquette			8	7	L	59-78	19-52	.365	9-35	.257	12-15	.800	29-56	.518	8-24	.333	12-13	.923	-3	19/14
12/16	Georgetown				L OT	68-72	26-66	.394	8-32	.250	8-13	.615	22-53	.415	10-22	.455	18-23	.783	-3	10/15	
12/19	The Citadel				L	45-65	17-64	.266	3-24	.125	8-15	.533	24-54	.444	7-21	.333	10-15	.667	+1	13/12	
12/22	Marist				W	60-56	18-44	.409	6-16	.375	18-20	.900	22-50	.440	5-15	.333	7-13	.538	+7	15/11	
12/30	Virginia				W	76-54	26-51	.510	11-23	.478	13-17	.765	21-55	.382	2-11	.182	10-18	.556	+13	14/11	
1/3	NC State				L	52-54	19-47	.404	7-19	.368	7-10	.700	19-66	.288	3-17	.176	13-16	.813	-5	13/4	
1/6	Duke			14	13	L	59-67	23-59	.390	5-19	.263	8-16	.500	21-59	.356	8-26	.308	17-21	.810	+2	14/11
1/9	at Georgia Tech				W OT	75-68	24-61	.393	8-24	.333	19-21	.905	27-72	.375	11-35	.314	3-7	.429	+15	16/10	
1/13	Florida State				L	58-67	23-55	.418	9-26	.346	3-11	.273	25-64	.391	4-14	.286	13-15	.867	-1	14/8	
1/15	at Boston College				L	59-63	21-51	.412	8-20	.400	9-15	.600	21-56	.375	7-18	.389	14-18	.778	+16	14/3	
1/24	Miami				L	61-73	23-62	.371	10-34	.294	5-6	.833	26-53	.491	8-23	.348	13-17	.765	0	15/15	
1/27	Boston College				L	58-61	19-52	.365	8-26	.308	12-14	.857	22-50	.440	8-20	.400	9-14	.643	0	13/12	
1/31	at Virginia				L	53-65	20-43	.465	9-18	.500	4-6	.667	24-53	.453	13-25	.520	4-6	.667	+3	18/10	
2/3	at Pitt				L	60-70	20-51	.392	5-19	.263	15-17	.882	22-49	.449	10-25	.400	16-22	.727	-5	10/12	
2/7	at Duke			9	10	L	53-71	20-59	.339	7-27	.259	6-9	.667	26-60	.433	4-18	.222	15-25	.600	-8	15/9
2/10	Virginia Tech				W	74-66	27-55	.491	7-20	.350	13-17	.765	25-57	.439	8-24	.333	8-11	.727	+6	8/11	
2/14	Georgia Tech				W	58-55	18-57	.316	5-26	.192	17-22	.773	22-48	.458	5-15	.333	6-11	.545	+9	6/10	
2/21	at Louisville				W	72-50	27-65	.415	12-27	.444	6-8	.750	19-56	.339	4-17	.235	8-16	.500	-5	7/11	
2/24	at Syracuse				L	85-88	32-52	.615	12-21	.571	9-12	.750	34-64	.531	7-16	.438	13-18	.722	+5	17/7	
2/27	Wake Forest				W	70-65	22-58	.379	7-28	.250	19-22	.864	25-59	.424	7-23	.304	8-10	.800	-5	6/12	
3/2	Clemson				W	69-62	24-57	.421	10-28	.357	11-14	.786	23-59	.390	5-28	.179	11-14	.786	0	7/7	
3/5	at North Carolina			7	7	L	51-84	18-59	.305	5-19	.263	10-16	.625	32-71	.451	11-29	.379	9-15	.600	-8	12/6
3/9	at Virginia Tech				L	76-82	28-54	.519	7-17	.412	13-19	.684	28-63	.444	7-29	.241	19-24	.792	-11	10/8	
3/12	vs Georgia Tech ³				W	84-80	28-52	.538	12-23	.522	16-19	.842	27-57	.474	8-27	.296	18-22	.818	+8	14/7	
3/13	vs Wake Forest ³				L	59-72	14-49	.286	6-23	.261	25-28	.893	27-59	.458	5-16	.313	13-20	.650	-2	10/7	

¹Legends Classic, Brooklyn, N.Y. (USB Arena); ²ACC/SEC Challenge; ³ACC Tournament, Washington, D.C.



MICAH SHREWSBERRY

*Head Coach
Second Season at Notre Dame
Hanover '99*

MICAH SHREWSBERRY YEAR BY YEAR

Year	School	Conf.	Overall	Conf. W-L	Conf. Finish	Post-Season
2005-06	Ind.-South Bend	-	3-28	-	-	-
2006-07	Ind.-South Bend	-	12-20	-	-	-
2021-22	Penn State	B1G	14-17	7-13	t10th	-
2022-23	Penn State	B1G	23-14	10-10	t9th	NCAA 1-1
2023-24	Notre Dame	ACC	13-20	7-13	t12th	-

■ An Indiana native has come home to kickstart a new era of Notre Dame men's basketball. Vice President and James E. Rohr Notre Dame Director of Athletics Jack Swarbrick announced Micah Shrewsberry as the 18th head coach in Fighting Irish men's basketball history on Friday, March 24, 2023.

■ Shrewsberry is fresh off a historic turnaround as the head coach at Penn State. After a 14-17 first season, Shrewsberry produced a 23-14 mark in 2022-23, just the 12th 20-win season in the 127-year history of Penn State basketball. Furthermore, he collected more Big Ten wins (17) in his first two seasons than any other Penn State head coach.

■ Shrewsberry brings a wealth of experience and success to the helm of the Notre Dame program. All-in-all he's coached in six NCAA Tournaments, two NCAA Final Fours, five NBA Playoffs and two NBA Conference Finals – in addition to coaching all-NBA honorees Jayson Tatum and Jaylen Brown.

■ Prior to his time with Penn State, Shrewsberry experienced two separate stints at Purdue – one as assistant coach from 2011-13 and another as associate head coach from 2019-21. Highlights include the 2020-21 season, in which Shrewsberry helped lead the Boilermakers to a 13-6 fourth-place finish in the Big Ten and an 18-10 overall mark, culminating in an NCAA Tournament at-large bid.

SHREWSBERRY CAREER TOTALS

School	Years		Overall		Conf. Games		ACC Tournament		NCAA Tournament		NIT Games	
			W-L	Pct.	W-L	Pct.	W-L	Pct.	W-L	Pct.	W-L	Pct.
Ind.-South Bend	(2)	2006-2007	15-48	.238	-	-	-	-	-	-	-	-
Penn State	(2)	2022-2023	37-31	.544	17-23	.425	-	-	1-1	.500	-	-
Notre Dame	(1)	2024	13-20	.394	7-13	.350	1-1	.500	-	-	-	-
Totals	(5)	2006-07, '22-24	65-99	.396	24-36	.400	1-1	.500	1-1	.500	-	-

NOTRE DAME COACHING RECORDS

Career Records			Years		W	L	Pct.	ACC Tournament			Years		W	L	Pct.
1.	Frank E. Herring	(1)	1898		1	2	.333	1.	Mike Brey	(10)	2014-2023		11	8	.579
2.	J. Fred Powers	(1)	1899		2	0	1.000	2.	Micah Shrewsberry	(1)	2024		1	1	.500
3.	Bertram G. Maris	(5)	1908-1912		78	20	.794								
4.	Frank E. Hering	(1)	1913		13	2	.867								
5.	Jesse Harper	(5)	1914-1918		44	20	.686	NCAA Tournament			No.	W	L	Pct.	
6.	Charles Dorais	(1)	1919-1920		17	23	.233	1.	John Jordan	(6)		8	6	.571	
7.	Walter Halas	(3)	1921-1923		25	39	.391	2.	Mike Brey	(13)		15	13	.536	
8.	George Keogan	(20)	1924-1943		327	97	.771	3.	Digger Phelps	(14)		15	16	.484	
9.	Edward Krause	(6)	1943-44;46-47;50-51		98	48	.671	4.	John F. Dee Jr.	(4)		2	6	.333	
10.	Clem Crowe	(1)	1945		15	5	.750								
11.	Elmer Ripley	(1)	1946		17	4	.809								
12.	John Jordan	(13)	1952-1964		199	131	.603	NIT			No.	W	L	Pct.	
13.	John F. Dee Jr.	(7)	1965-1971		116	80	.592	1.	Matt Doherty	(1)		4	1	.800	
14.	Digger Phelps	(20)	1972-1991		393	197	.666	2.	John McLeod	(2)		6	2	.750	
15.	John McLeod	(8)	1992-1999		106	124	.461	2.	John F. Dee	(1)		3	1	.750	
16.	Matt Doherty	(1)	2000		22	15	.595	4.	Digger Phelps	(3)		7	3	.700	
17.	Mike Brey	(23)	2001-2023		483	280	.633	5.	Mike Brey	(5)		7	5	.583	
18.	Micah Shrewsberry	(1)	2024		13	20	.394								
ACC Games Only			Years		W	L	Pct.								
1.	Mike Brey	(10)	2014-2023		89	97	.478								
2.	Micah Shrewsberry	(1)	2024		7	13	.350								

Year	Head Coach	Overall	Conf	Finish	Conf. Trn	Non Conf.	Post-Season	Final AP	Final Coach	All-ACC	All-Am.	NBA Draft	PPG Offense	FG%	FT%	PPG Defense	Opp. FG%	Reb. Mar.
1954	John Jordan	22-3	-	-	-	22-3	NCAA 2-1	6	5	-	1	1	75.8	.357	.628	62.9	.326	-
1955	John Jordan	14-10	-	-	-	14-10	-	-	-	-	1	1	74.8	.335	.641	72.3	.364	-
1956	John Jordan	9-15	-	-	-	9-15	-	-	-	-	1	0	76.2	.367	.656	77.2	.398	-
1957	John Jordan	20-8	-	-	-	20-8	NCAA 2-1	17	-	-	0	0	84.4	.413	.711	75.0	.386	14.2
1958	John Jordan	24-5	-	-	-	24-5	NCAA 2-1	8	7	-	1	0	81.9	.391	.717	70.6	.381	11.1
1959	John Jordan	12-13	-	-	-	12-13	-	-	-	-	1	1	70.2	.344	.647	68.6	.383	4.2
1960	John Jordan	17-9	-	-	-	17-9	NCAA 0-1	-	-	-	0	0	72.0	.385	.642	65.7	.356	3.6
1961	John Jordan	12-14	-	-	-	12-14	-	-	-	-	0	0	67.6	.388	.648	69.2	.389	-1.0
1962	John Jordan	7-16	-	-	-	7-16	-	-	-	-	0	0	76.8	.350	.706	83.1	.432	-4.4
1963	John Jordan	17-9	-	-	-	17-9	NCAA 0-1	-	-	-	0	0	78.5	.397	.687	70.8	.389	12.2
1964	John Jordan	10-14	-	-	-	10-14	-	-	-	-	0	0	84.5	.411	.680	83.9	.425	7.6
1965	John Dee	15-12	-	-	-	15-12	NCAA 0-1	-	-	-	0	1	89.5	.437	.663	81.4	.391	16.1
1966	John Dee	5-21	-	-	-	5-21	-	-	-	-	0	0	74.1	.373	.712	84.6	.441	-0.2
1967	John Dee	14-14	-	-	-	14-14	-	-	-	-	1	0	80.0	.440	.685	75.5	.415	9.8
1968	John Dee	21-9	-	-	-	21-9	NCAA 3-1	-	-	-	1	0	77.4	.453	.742	72.0	.406	7.0
1969	John Dee	20-7	-	-	-	20-7	NCAA 0-1	17	-	-	0	0	80.8	.443	.692	74.0	.407	7.1
1970	John Dee	21-8	-	-	-	21-8	NCAA 1-2	9	8	-	1	1	93.5	.482	.672	86.1	.448	6.1
1971	John Dee	20-9	-	-	-	20-9	NCAA 1-2	12	12	-	2	3	91.2	.457	.725	83.5	.444	4.7
1972	Digger Phelps	6-20	-	-	-	6-20	-	-	-	-	0	0	73.2	.393	.629	85.8	.490	-5.3
1973	Digger Phelps	18-12	-	-	-	18-12	NIT 3-1	-	-	-	1	0	76.9	.468	.631	72.7	.438	3.3
1974	Digger Phelps	26-3	-	-	-	26-3	NCAA 2-1	5	3	-	2	2	89.9	.530	.717	73.0	.446	9.3
1975	Digger Phelps	19-10	-	-	-	19-10	NCAA 1-2	14	14	-	1	0	85.5	.477	.737	77.7	.478	6.3
1976	Digger Phelps	23-6	-	-	-	23-6	NCAA 1-1	7	8	-	1	1	85.4	.501	.709	74.9	.456	12.2
1977	Digger Phelps	22-7	-	-	-	22-7	NCAA 1-1	10	-	-	1	1	85.4	.503	.719	71.9	.468	10.8
1978	Digger Phelps	23-8	-	-	-	23-8	NCAA 3-2	6	-	-	1	2	80.7	.515	.701	68.1	.446	6.3
1979	Digger Phelps	24-6	-	-	-	24-6	NCAA 2-1	4	5	-	1	2	79.7	.527	.763	64.1	.469	5.5
1980	Digger Phelps	22-6	-	-	-	22-6	NCAA 0-1	9	1	1	1	1	78.1	.514	.667	66.9	.477	4.8
1981	Digger Phelps	23-6	-	-	-	23-6	NCAA 1-1	7	9	-	2	3	72.0	.552	.697	62.4	.490	5.1
1982	Digger Phelps	10-17	-	-	-	10-17	-	-	-	-	1	0	59.6	.489	.674	61.9	.510	-1.1
1983	Digger Phelps	19-10	-	-	-	19-10	NIT 0-1	-	-	-	1	1	65.6	.540	.717	55.8	.459	6.1
1984	Digger Phelps	21-12	-	-	-	21-12	NIT 4-1	-	-	-	0	1	64.6	.482	.675	57.8	.455	7.0
1985	Digger Phelps	21-9	-	-	-	21-9	NCAA 1-1	-	-	-	0	0	69.8	.463	.739	62.3	.464	7.0
1986	Digger Phelps	23-6	-	-	-	23-6	NCAA 0-1	10	11	-	0	1	78.9	.521	.776	64.8	.471	8.6
1987	Digger Phelps	24-8	-	-	-	24-8	NCAA 2-1	18	18	-	1	1	65.1	.486	.765	59.4	.463	6.1
1988	Digger Phelps	20-9	-	-	-	20-9	NCAA 0-1	-	-	-	1	1	73.0	.507	.733	63.3	.462	9.8
1989	Digger Phelps	21-9	-	-	-	21-9	NCAA 1-1	-	-	-	0	0	77.5	.512	.648	71.8	.471	8.9
1990	Digger Phelps	16-13	-	-	-	16-13	NCAA 0-1	-	-	-	0	0	79.4	.512	.720	75.0	.467	8.3
1991	Digger Phelps	12-20	-	-	-	12-20	-	-	-	-	0	0	69.8	.473	.711	74.3	.466	2.8
1992	John Macleod	18-15	-	-	-	18-15	NIT 4-1	-	-	-	0	2	69.8	.493	.676	71.5	.449	3.0
1993	John Macleod	9-18	-	-	-	9-18	-	-	-	-	0	0	63.4	.413	.677	70.3	.432	-1.4
1994	John Macleod	12-17	-	-	-	12-17	-	-	-	-	0	1	72.2	.449	.667	73.4	.428	.9
1995	John Macleod	15-12	-	-	-	15-12	-	-	-	-	0	0	70.3	.460	.675	69.7	.419	-2.8

Member of Big East Conference

1996	John Macleod	9-18	4-14 (6BE6)	0-1	5-3	-	-	-	1	0	0	66.8	.430	.622	71.4	.419	-0.1
1997	John Macleod	16-14	8-10 (4BE6)	0-1	8-3	NIT 2-1	-	-	1	0	0	71.0	.460	.669	69.7	.401	2.1
1998	John Macleod	13-14	7-11 (5BE6)	0-1	6-2	-	-	-	1	1	1	70.2	.446	.667	71.0	.426	3.2
1999	John Macleod	14-16	8-10 (T9)	0-1	6-5	-	-	-	1	0	0	72.3	.472	.695	74.2	.429	1.4
2000	Matt Doherty	22-15	8-8 (T6)	1-1	13-6	NIT 4-1	-	-	1	1	0	71.2	.466	.742	68.1	.410	2.4
2001	Mike Brey	20-10	11-5 (1W)	0-1	9-4	NCAA 1-1	19	19	2	1	1	77.9	.462	.688	69.3	.393	1.8
2002	Mike Brey	22-11	10-6 (2W)	1-1	11-4	NCAA 1-1	-	-	3	1	1	78.8	.459	.709	68.4	.397	3.2
2003	Mike Brey	24-10	10-6 (T3W)	0-1	14-3	NCAA 2-1	22	20	2	2	0	79.2	.446	.761	71.3	.412	-0.4
2004	Mike Brey	19-13	9-7 (7)	1-1	11-5	NIT 2-1	-	-	2	1	0	70.5	.420	.729	67.2	.428	-1.8
2005	Mike Brey	17-12	9-7 (6)	0-1	8-4	NIT 0-1	-	-	1	0	0	67.3	.410	.723	64.1	.424	-0.4
2006	Mike Brey	16-14	6-10 (T9)	0-1	10-3	NIT 1-1	-	-	1	1	0	76.4	.449	.729	70.7	.421	2.5
2007	Mike Brey	24-8	11-5 (4)	1-1	12-2	NCAA 0-1	17	17	2	0	0	81.0	.459	.743	68.0	.417	4.2
2008	Mike Brey	25-8	14-4 (T2)	0-1	11-3	NCAA 1-1	15	19	2	1	0	79.0	.454	.738	69.6	.411	5.7
2009	Mike Brey	21-15	8-10 (T9)	1-1	12-4	NIT 3-1	-	-	1	1	0	75.8	.433	.709	70.7	.429	.8
2010	Mike Brey	23-12	10-8 (T7)	2-1	11-3	NCAA 0-1	-	-	2	1	1	75.0	.470	.723	68.4	.435	3.5
2011	Mike Brey	27-7	14-4 (2)	1-1	12-2	NCAA 1-1	5	14	2	1	0	75.2	.460	.724	65.5	.408	4.4
2012	Mike Brey	22-12	13-5 (3)	1-1	8-6	NCAA 0-1	-	-	0	0	0	66.4	.434	.704	61.7	.414	-0.7
2013	Mike Brey	25-10	11-7 (T5)	2-1	12-2	NCAA 0-1	23	-	0	0	0	70.0	.462	.709	63.5	.420	4.2

Member of Atlantic Coast Conference

2014	Mike Brey	15-17	6-12 (T11)	0-1	9-4	-	-	-	1	0	0	72.0	.455	.718	70.6	.451	1.2
2015	Mike Brey	32-6	14-4 (3)	3-0	18-2	NCAA 3-1	8	5	2	1	2	78.0	.509	.742	65.8	.427	-0.3
2016	Mike Brey	24-12	11-7 (T5)	1-1	12-3	NCAA 3-1	-	18	2	0	0	75.1	.476	.742	70.6	.432	1.8
2017	Mike Brey	26-10	12-6 (T2)	2-1	12-3	NCAA 1-1	14	20	1	1	0	77.3	.458	.800	69.3	.432	-1.8
2018	Mike Brey	21-15	8-10 (T10)	2-1	11-4	NIT 1-1	-	-	1	0	0	74.9	.443	.758	68.6	.424	2.2
2019	Mike Brey	14-19	3-15 (T14)	1-1	10-3	-	-	-	0	0	0	68.7	.393	.744	69.0	.429	-2.4
2020	Mike Brey	20-12	10-10 (T6)	1-0	10-2	n/a^	-	-	1	0	0	74.3	.426	.735	68.7	.414	-0.4
2021	Mike Brey	11-15	7-11 (11)	1-1	4-4	-	-	-	1	0	0	72.7	.459	.773	74.4	.443	-1.7
2022	Mike Brey	24-11	15-5 (T2)	0-1	9-6	NCAA 2-1	-	-	2	0	1	72.6	.463	.753	67.1	.431	0.3
2023	Mike Brey	11-21	3-17 (T4)	0-1	8-4	-	-	-	0	0	0	69.6	.443	.763	72.1	.459	-4.7
2024	Micah Shrewsberry	13-20	7-13 (T12)	1-1	6-7	-	-	-	1	0	0	64.0	.407	.744	66.4	.422	1.7

^postseason canceled due to COVID-19 pandemic

2024-25 SCHEDULE

Date	Opponent	TV	Time
11/4	Radford	ACCNX	7 PM
11/8	Murray State	ACCNX	7 PM
11/11	Gardner-Webb	ACCNX	7 PM
11/15	West Virginia	ACCNX	8 PM
11/18	VMI	ACCNX	7 PM
11/22	vs. LSU ¹	CBSSN	2:30 PM
11/24	vs. Wisconsin/UCF ¹	CBSSN	3/5:30 PM
11/29	at Ohio State	Peacock	2:30 PM
12/4	at Mississippi State ²	SECN	9:15 PM
12/7	at Virginia Tech	ESPNU	2 PM
12/11	Eastern Kentucky	ACCNX	7 PM
12/21	Sam Houston St.	ACCNX	1 PM
1/1	California	ACCN	TBD
1/4	Stanford	ESPN2	6:30 PM
1/7	at Duke	ESPN	7 PM
1/11	Louisville	ESPN/2	Noon
1/15	at Florida State	ESPNU	9 PM
1/18	Clemson	The CW	Noon
1/25	at Syracuse	ESPN2/U	Noon
1/28	North Carolina	ESPN	9 PM
2/1	at Wake Forest	ESPN/2	Noon
2/3	Virginia	ESPN	7 PM
2/8	at North Carolina	ESPN/2	4 PM
2/11	at SMU	ACCN	9 PM
2/15	Miami	ESPN/2	Noon
2/18	Syracuse	ACCN	7 PM
2/22	at Notre Dame	The CW	2:15 PM
2/25	Georgia Tech	ACCN	7 PM
3/1	at Louisville	ESPN/2	6 PM
3/5	at NC State	ACCN	7 PM
3/8	Boston College	ACCN	6 PM

¹Greenbrier Tip-Off, White Sulphur Springs, W.Va.

²SEC/ACC Challenge

Schedule as of Oct. 23, 2024; all times Eastern

QUICK FACTS

Location: Pittsburgh, Pennsylvania

Founded: 1787

Enrollment: 28,234

Colors: Royal & Gold

Chancellor: Joan Gabel

Athletics Director: Allen Greene

Arena: Petersen Events Center (12,508)

MEDIA SERVICES

Men's Basketball Contact: Matt Plizga

Office Phone: 412-648-8240

E-mail: mplizga@athletics.pitt.edu

Website: PittsburghPanthers.com

Twitter: @Pitt_MBB

2024-25 ROSTER

No.	Player	Pos.	Ht.	Wt.	Cl.	Hometown/High School/Previous Schools
0	Amyd Ndiaye	F	6-10	210	Fr.	Dakar, Senegal/Putnam Science Academy (CT)
1	Damian Dunn	G	6-5	205	Gr.	Kinston, N.C./Meadowcreek (GA)/Temple/Houston
2	Cameron Corhen	F	6-10	235	Jr.	Allen, Texas/Sunrise Christian Academy/Florida State
3	Brandin Cummings	G	6-3	175	Fr.	Midland, Pa./Lincoln Park
4	Papa Amadou Kante	F	6-10	235	R-Fr.	Dakar, Senegal/South Kent Prep
5	Ishmael Leggett	G	6-3	185	Sr.	Prince George's County, Md./St. John's College/Rhode Island
11	Marlon Barnes, Jr.	F	6-6	190	R-Fr.	Cleveland, Ohio/Brush
13	Benjamin Mayhew	F	6-4	180	So.	Wilksburg, Pa./Propel Braddock Hills
15	Jaland Lowe	G	6-3	175	So.	Missouri City, Texas/Fort Bend Marshall
21	Vason Stevenson	F	6-3	190	Jr.	McKees Rocks, Pa./Montour
24	Liam Mignogna	C	6-9	250	Fr.	Gibsonia, Pa./Hampton
25	Guillermo Diaz Graham	F	7-0	225	Jr.	Canary Islands, Spain/IMG Academy Academics (FL)
31	Jorge Diaz Graham	F	6-11	215	Jr.	Canary Islands, Spain/IMG Academy Academics (FL)
44	Jajuan Nelson	F	6-7	215	So.	Philadelphia, Pa./String Theory Charter
52	Amsal Delalić	G	6-8	210	Fr.	Tuzla, Bosnia & Herzegovina/Borac Nektar
55	Zack Austin	F	6-7	210	Sr.	Winston-Salem, N.C./Moravian Prep/High Point

Head Coach: Jeff Capel (Duke '97)

Associate Head Coach: Tim O'Toole (Fairfield '87)

Associate Head Coach: Milan Brown (Howard '93)

Assistant Coach: Jason Capel (North Carolina '02)

Chief of Staff/Assistant Coach: Kyle Cieplicki (Vermont '08)

Director of Player and Alumni Development/Assistant Coach: Gilbert Brown (Pitt '11)



2023-24 FINAL STATISTICS (22-11, 12-8/4TH ACC)

#	PLAYER	GP-GS	MIN	AVG	TOTAL		3-POINT		F-THROW		REBOUNDS				PF	DQ	A	TO	BLK	STL	PTS	AVG
2	HINSON, Blake	33-33	1109:16	33.6	201-443	.454	110-261	.421	97-145	.669	31	115	146	4.4	72	1	26	42	5	18	609	18.5
	ACC-Only	20-20	696:39	34.8	122-267	.457	67-162	.414	57-88	.648	17	70	87	4.4	49	1	13	28	3	10	368	18.4
7	CARRINGTON, Carlton	33-33	1096:20	33.2	159-386	.412	65-202	.322	73-93	.785	16	155	171	5.2	78	2	136	64	8	19	456	13.8
	ACC-Only	20-20	672:43	33.6	92-235	.391	37-118	.314	49-63	.778	10	94	104	5.2	51	2	74	40	6	12	270	13.5
5	LEGGETT, Ishmael	32-14	916:38	28.6	140-328	.427	35-102	.343	79-92	.859	54	122	176	5.5	59	1	61	41	6	41	394	12.3
	ACC-Only	19-3	529:55	27.9	77-182	.423	20-54	.370	34-42	.810	30	60	90	4.7	38	1	25	17	3	17	208	10.9
15	LOWE, Jaland	33-19	876:50	26.6	113-291	.388	31-88	.352	59-69	.855	18	74	92	2.8	41	0	109	46	2	28	316	9.6
	ACC-Only	20-17	631:08	31.6	84-207	.406	25-61	.410	46-55	.836	14	50	64	3.2	30	0	74	32	2	22	239	12.0
25	DIAZ GRAHAM, Guillermo	33-7	590:14	17.9	79-161	.491	32-79	.405	31-52	.596	51	79	130	3.9	84	1	36	33	28	27	221	6.7
	ACC-Only	20-5	329:10	16.5	38-91	.418	19-50	.380	15-23	.652	31	38	69	3.5	48	1	16	17	15	16	110	5.5
55	AUSTIN, Zack	33-31	745:50	22.6	73-175	.417	28-95	.295	42-57	.737	41	96	137	4.2	35	0	29	13	44	32	216	6.5
	ACC-Only	20-20	491:40	24.6	46-108	.426	20-59	.339	21-29	.724	25	48	73	3.7	21	0	21	7	27	23	133	6.7
33	FEDERIKO , Federiko	33-26	703:38	21.3	65-102	.637	0-0	.000	26-63	.413	76	94	170	5.2	87	2	33	29	43	17	156	4.7
	ACC-Only	20-15	451:34	22.6	41-63	.651	0-0	.000	9-29	.310	43	67	110	5.5	52	2	24	19	25	12	91	4.6
31	DIAZ GRAHAM, Jorge	16-0	168:29	10.5	16-44	.364	9-31	.290	15-19	.789	16	24	40	2.5	14	0	12	11	5	7	56	3.5
	ACC-Only	5-0	36:23	7.3	1-11	.091	1-9	.111	5-6	.833	4	1	5	1.0	1	0	2	4	1	1	8	1.6
8	HUEITT JR., Michael	5-0	39:20	7.9	7-10	.700	2-5	.400	0-2	.000	0	3	3	0.6	5	0	0	0	0	2	16	3.2
	ACC-Only	0-0	0:00	0.0	0-0	.000	0-0	.000	0-0	.000	0	0	0	0.0	0	0	0	0	0	0	0	0.0
24	JEFFRESS, William	31-2	335:35	10.8	18-51	.353	4-17	.235	9-14	.643	24	36	60	1.9	35	0	7	8	6	17	49	1.6
	ACC-Only	19-0	155:19	8.2	8-20	.400	1-6	.167	0-0	.000	10	15	25	1.3	24	0	4	2	2	6	17	0.9
12	MARSHALL, KJ	8-0	15:02	1.9	2-8	.250	1-7	.143	1-2	.500	0	0	0	0.0	0	0	3	1	0	0	6	0.8
	ACC-Only	3-0	05:29	1.8	1-4	.250	0-3	.000	0-0	.000	0	0	0	0.0	0	0	1	0	0	0	2	0.7
21	STEVENSON, Vason	2-0	02:47	1.4	0-0	.000	0-0	.000	0-2	.000	0	1	1	0.5	0	0	0	0	0	0	0	0.0
	ACC-Only	0-0	0:00	0.0	0-0	.000	0-0	.000	0-0	.000	0	0	0	0.0	0	0	0	0	0	0	0	0.0
	Total	33	6600		873-1999	.437	317-887	.357	432-610	.708	376	847	1223	37.1	510	7	452	297	147	208	2495	75.6
	ACC-Only	20	4000		510-1188	.429	190-522	.364	236-335	.704	209	471	680	34.0	314	7	254	172	84	119	1446	72.3
	Opponents	33	6600		793-1841	.431	219-711	.308	427-562	.760	264	836	1100	33.3	555	7	408	366	115	165	2232	67.6
	ACC-Only	20	4000		500-1094	.457	144-411	.350	265-342	.775	163	518	681	34.1	325	3	257	208	70	94	1409	70.5

Date	Opponent	UP		Opp	W/L	Score/ Time	PITT						OPPONENTS						Reb	TO	
		AP	USA				FG	FG%	3-Pt	3-Pt	FT	FT%	FG	FG%	3-Pt	3-Pt	FT	FT%			
11/6	N.C. A&T				W	100-52	40-71	.563	12-29	.414	8-17	.471	19-70	.271	8-34	.235	6-9	.667	+30	10/9	
11/10	Binghamton				W	89-60	30-65	.462	10-27	.370	19-27	.704	21-61	.344	8-25	.320	10-18	.556	+18	12/15	
11/13	FGCU				W	86-74	30-61	.492	8-28	.286	18-32	.563	28-58	.483	7-24	.292	11-17	.647	+13	7/9	
11/17	Jacksonville				W	107-56	33-72	.458	15-35	.429	26-35	.743	17-52	.327	1-15	.067	21-25	.840	+22	6/14	
11/22	vs Florida ¹				L	71-86	24-68	.353	10-34	.294	13-21	.619	31-66	.470	8-24	.333	16-24	.667	+9	14/8	
11/24	vs Oregon State ¹				W	76-51	24-60	.400	8-31	.258	20-24	.833	17-52	.327	2-21	.095	15-21	.714	+13	11/14	
11/28	Missouri ²				L	64-71	16-47	.340	7-25	.280	25-31	.806	27-60	.450	8-22	.364	9-14	.643	-3	11/10	
12/3	Clemson				L	70-79	25-58	.431	8-23	.348	12-22	.545	28-60	.467	11-30	.367	12-15	.800	-7	7/9	
12/6	at West Virginia				W	80-63	29-62	.468	16-38	.421	6-7	.857	22-53	.415	3-20	.150	16-18	.889	+1	6/9	
12/9	Canisius				W	82-71	31-58	.534	12-24	.500	8-12	.667	26-49	.531	9-24	.375	10-10	1.000	0	8/15	
12/16	South Carolina State				W	86-50	31-62	.500	9-24	.375	15-21	.714	16-57	.281	4-22	.182	14-16	.875	+4	11/18	
12/20	Purdue Fort Wayne				W	62-48	24-66	.364	2-20	.100	12-17	.706	20-59	.339	5-26	.192	3-6	.500	+21	13/13	
12/30	at Syracuse				L	73-81	26-62	.419	10-25	.400	11-24	.458	27-57	.474	3-17	.176	24-30	.800	-1	15/13	
1/2	North Carolina			8	9	L	57-70	21-68	.309	5-29	.172	10-15	.667	23-63	.365	5-17	.294	19-22	.864	-10	8/9
1/6	at Louisville				W	83-70	26-57	.456	12-34	.353	19-21	.905	24-47	.511	10-21	.476	12-14	.857	+1	11/18	
1/9	Duke			11	11	L	53-75	19-58	.328	9-27	.333	6-7	.857	29-56	.518	11-25	.440	6-9	.667	-16	10/14
1/16	Syracuse				L	58-69	23-65	.354	5-26	.192	7-11	.636	25-53	.472	10-17	.588	9-13	.692	+4	10/9	
1/20	at Duke			7	6	W	80-76	30-59	.508	10-20	.500	10-16	.625	22-49	.449	11-28	.393	21-28	.750	+7	10/11
1/23	at Georgia Tech				W	72-64	24-50	.480	8-19	.421	16-21	.762	22-56	.393	8-25	.320	12-16	.750	+2	11/9	
1/27	at Miami				L	68-72	24-64	.375	11-36	.306	9-16	.563	28-63	.444	10-31	.323	6-8	.750	-4	4/8	
1/31	Wake Forest				W	77-72	26-57	.456	8-19	.421	17-21	.810	28-60	.467	6-22	.273	10-12	.833	-6	10/15	
2/3	Notre Dame				W	70-60	22-49	.449	10-25	.400	16-22	.727	20-51	.392	5-19	.263	15-17	.882	+5	12/10	
2/7	at NC State				W	67-64	22-52	.423	5-21	.238	18-20	.900	26-56	.464	6-18	.333	6-15	.400	+9	10/6	
2/13	at Virginia			21	23	W	74-63	26-58	.448	14-32	.438	8-11	.727	25-50	.500	4-14	.286	9-13	.692	+10	8/5
2/17	Louisville				W	86-59	31-67	.463	15-31	.484	9-11	.818	20-45	.444	1-12	.083	18-21	.857	+9	3/12	
2/20	at Wake Forest				L	58-91	18-62	.290	9-33	.273	13-19	.684	31-51	.608	10-20	.500	19-20	.950	-10	9/10	
2/24	Virginia Tech				W	79-64	29-57	.509	9-21	.429	12-18	.667	24-59	.407	3-20	.150	13-17	.765	+14	10/8	
2/27	at Clemson				L	62-69	20-61	.328	7-25	.280	15-20	.750	23-48	.479	7-15	.467	16-21	.762	-7	3/11	
3/2	at Boston College				W	90-65	33-61	.541	16-30	.533	8-10	.800	27-62	.435	9-20	.450	2-4	.500	-1	5/9	
3/5	Florida State				W	88-73	33-59	.559	11-26	.423	11-18	.611	22-52	.423	5-17	.294	24-31	.774	0	11/12	
3/9	NC State				W	81-73	32-64	.500	8-20	.400	9-12	.750	26-56	.464	9-23	.391	12-16	.750	0	5/10	
3/14	vs Wake Forest ³				W	81-69	26-54	.481	9-23	.391	20-25	.800	23-50	.460	6-21	.286	17-23	.739	+6	11/15	
3/15	vs North Carolina ³			4	4	L	65-72	25-65	.385	9-27	.333	6-6	1.000	26-60	.433	6-22	.273	14-19	.737	-10	5/9

¹NIT Season Tip-off, Brooklyn, N.Y.; ²ACC/SEC Challenge; ³ACC Tournament, Washington, D.C.



JEFF CAPEL

*Head Coach
Seventh Season at Pitt
Duke '97*

■ Now in his seventh year at Pitt, Capel is serving in his 16th season as a head coach (four years at VCU, five years at Oklahoma).

■ Capel owns a 272-202 record as a head coach at VCU, Oklahoma and Pitt with four NCAA Tournament appearances, including an Elite Eight trip with Oklahoma in 2008.

■ Prior to his tenure at Pitt, Capel spent the previous seven seasons at Duke, including the final four as associate head coach under Mike Krzyzewski, helping guide the Blue Devils to a 200-55 (.784) record, seven NCAA Tournament appearances, the 2017 ACC Tournament championship and the 2015 National Championship.

■ Capel was instrumental in the development of young talent as Duke produced 15 first-round picks in the NBA Draft during his tenure, including nine lottery picks. Duke had at least one first-round selection every season and multiple first-round picks in five of the seven years with Capel on staff.

■ He was crucial to the signing of the 2014 class that was ranked No. 1 in the nation and featured Grayson Allen, Tyus Jones, Jahliil Okafor and Justise Winslow. That class was the catalyst for Duke's fifth national championship in 2015.

JEFF CAPEL YEAR BY YEAR

Year	School	Conf.	Overall	Conf. W-L	Conf. Finish	Post-Season
2002-03	VCU	Colonial	18-10	12-6	t2nd	-
2003-04	VCU	Colonial	23-8	14-4	1st	NCAA 0-1
2004-05	VCU	Colonial	19-13	13-5	t2nd	NIT 0-1
2005-06	VCU	Colonial	19-10	11-7	5th	-
2006-07	Oklahoma	Big 12	16-15	6-10	t7th	-
2007-08	Oklahoma	Big 12	23-12	9-7	t4th	NCAA 1-1
2008-09	Oklahoma	Big 12	30-6	13-3	2nd	NCAA 3-1
2009-10	Oklahoma	Big 12	•13-18	4-12	t11th	-
2010-11	Oklahoma	Big 12	14-18	5-11	8th	-
2018-19	Pitt	ACC	14-19	3-15	t14th	-
2019-20	Pitt	ACC	16-17	6-14	t13th	-
2020-21	Pitt	ACC	10-12	6-10	12th	-
2021-22	Pitt	ACC	11-21	6-14	t11th	-
2022-23	Pitt	ACC	24-12	14-6	t3rd	NCAA 2-1
2023-24	Pitt	ACC	22-11	12-8	4th	-

CAPEL CAREER TOTALS

School	Years	W-L	Overall Pct.	Conf. W-L	Conf. Pct.	ACC Tournament W-L	ACC Tournament Pct.	NCAA Tournament W-L	NCAA Tournament Pct.	NIT Games W-L	NIT Games Pct.
VCU	(4)	2003-2006	79-41 .658	50-22 .694	-	-	0-1 .000	0-1 .000			
Oklahoma	(5)	2007-2011	• 83-69 .546	• 33-43 .434	-	-	4-2 .667	-	-		
Pitt	(6)	2019-2024	97-92 .513	47-67 .412	4-6 .400		2-1 .667	-	-		
Totals	(15)	2003-11, '19-24	272-202 .574	130-132 .496	4-6 .400	6-4 .600	0-1 .000				

• Oklahoma vacated 13 regular-season wins, including four conference wins, due to use of an ineligible player during the 2009-10 season; vacated wins not included in career totals

PITT COACHING RECORDS

Career Records	Years	W	L	Pct.
1. Benjamin F. Printz	(2) 1905-1907	8	14	.363
2. Henry Hough	(1) 1907-1908	10	6	.625
3. Wohlparth Wegner	(1) 1910-1911	6	6	.500
4. Dr. George M. Flint	(10) 1911-1921	111	68	.620
5. Andrew Kerr	(1) 1921-1922	12	8	.600
6. Dr. H.C. Carlson	(31) 1922-1953	367	248	.597
7. Robert Timmons	(15) 1953-1968	174	189	.479
8. Charles "Buzz" Ridl	(7) 1968-1975	97	83	.539
9. Tim Grgurich	(5) 1975-1980	69	70	.496
10. Dr. Roy Chipman	(6) 1980-1986	102	76	.573
11. Paul Evans	(8) 1986-1994	147	98	.600
12. Ralph Willard	(5) 1994-1999	63	82	.434
13. Ben Howland	(4) 1999-2003	89	40	.690
14. Jamie Dixon	(13) 2004-2016	328	123	.727
15. Kevin Stallings	(2) 2017-2018	24	41	.369
16. Jeff Capel	(6) 2019-2024	97	92	.513

ACC Games Only	Years	W	L	Pct.
1. Jamie Dixon	(3) 2014-2016	28	26	.519
2. Jeff Capel	(6) 2019-2024	47	67	.412
3. Kevin Stallings	(2) 2017-2018	4	32	.111

ACC Tournament	Years	W	L	Pct.
1. Jamie Dixon	(3) 2014-2016	3	3	.500
2. Jeff Capel	(6) 2019-2024	4	6	.400
3. Kevin Stallings	(2) 2017-2018	1	2	.333

NCAA Tournament	No.	W	L	Pct.
1. Ben Howland	(2)	4	2	.667
Jeff Capel	(1)	2	1	.667
Charles "Buzz" Ridl	(1)	2	1	.667
3. Jamie Dixon	(11)	12	11	.522
4. Dr. H.C. Carlson	(1)	1	1	.500
5. Paul Evans	(5)	3	5	.375
6. Dr. Roy Chipman	(3)	1	3	.250
7. Robert Timmons	(3)	1	4	.200

NIT	No.	W	L	Pct.
1. Dr. Roy Chipman	(2)	2	2	.500
Paul Evans	(1)	1	1	.500
Ben Howland	(1)	1	1	.500
Ralph Willard	(1)	1	1	.500
Charles "Buzz" Ridl	(1)	1	1	.500
6. Tim Grgurich	(1)	0	1	.000
Robert Timmons	(1)	0	1	.000
Jamie Dixon	(1)	0	1	.000

Year	Head Coach	Overall	Conf.	Finish	Conf. Trn.	Non Conf.	Post-Season	Final AP	Final Coach	All-ACC	All-Am.	NBA Draft	PPG Offense	FG%	FT%	PPG Defense	Opp. FG%	Reb. Mar.
1954	Robert Timmons	9-14	-	-	-	9-14	-	-	-	-	-	1	71.2	.329	.596	76.9	.367	0.2
1955	Robert Timmons	10-16	-	-	-	10-16	-	-	-	-	-	-	78.0	.365	.640	79.7	.386	2.7
1956	Robert Timmons	15-10	-	-	-	15-10	-	-	-	-	-	-	77.2	.386	.679	77.2	.380	5.7
1957	Robert Timmons	16-11	-	-	-	16-11	NCAA 1-1	-	-	-	-	1	76.5	.402	.674	73.8	.386	1.6
1958	Robert Timmons	18-7	-	-	-	18-7	NCAA 0-1	-	-	-	1	1	76.6	.413	.671	70.2	.357	-0.9
1959	Robert Timmons	10-14	-	-	-	10-14	-	-	-	-	1	1	69.4	.381	.693	73.3	.380	-2.5
1960	Robert Timmons	11-14	-	-	-	11-14	-	-	-	-	-	-	70.0	.395	.686	72.6	.402	-1.6
1961	Robert Timmons	12-11	-	-	-	12-11	-	-	-	-	-	-	67.7	.372	.682	70.5	.393	0.9
1962	Robert Timmons	12-11	-	-	-	12-11	-	-	-	-	-	-	72.9	.418	.735	70.8	.415	0.1
1963	Robert Timmons	19-6	-	-	-	19-6	NCAA 0-1	-	-	-	-	-	74.1	.430	.713	63.8	.369	1.3
1964	Robert Timmons	17-8	-	-	-	17-8	NIT 0-1	-	-	-	-	1	81.8	.440	.706	72.6	.431	-0.5
1965	Robert Timmons	7-16	-	-	-	7-16	-	-	-	-	-	-	69.9	.386	.735	75.7	.444	-7.7
1966	Robert Timmons	5-17	-	-	-	5-17	-	-	-	-	-	-	66.5	.397	.687	75.5	.466	-10.7
1967	Robert Timmons	6-19	-	-	-	6-19	-	-	-	-	-	-	63.8	.374	.667	76.9	.443	0.7
1968	Robert Timmons	7-15	-	-	-	7-15	-	-	-	-	-	-	70.5	.387	.691	80.9	.492	1.7
1969	Charles "Buzz" Ridl	4-20	-	-	-	4-20	-	-	-	-	-	-	60.5	.391	.674	72.1	.432	-5.6
1970	Charles "Buzz" Ridl	12-12	-	-	-	12-12	-	-	-	-	-	-	71.8	.463	.703	73.4	.434	0.7
1971	Charles "Buzz" Ridl	14-10	-	-	-	14-10	-	-	-	-	-	-	76.5	.442	.691	69.4	.424	4.7
1972	Charles "Buzz" Ridl	12-12	-	-	-	12-12	-	-	-	-	-	-	80.2	.465	.713	77.9	.472	2.7
1973	Charles "Buzz" Ridl	12-14	-	-	-	12-14	-	-	-	-	-	-	70.7	.444	.675	69.5	.418	0.3
1974	Charles "Buzz" Ridl	25-4	-	-	-	25-4	NCAA 2-1	16	14	-	1	2	80.8	.482	.683	65.5	.423	6.5
1975	Charles "Buzz" Ridl	18-11	-	-	-	18-11	NIT 1-1	-	-	-	-	2	77.2	.456	.677	71.4	.446	2.2
1976	Tim Grgurich	12-15	-	-	-	12-15	-	-	-	-	-	1	70.9	.454	.647	70.1	.461	-2.7

Member of Eastern Collegiate Basketball League

1977	Tim Grgurich	6-21	1-9	(T4W)	0-1	5-11	-	-	-	1	-	-	70.9	.459	.688	77.9	.491	-4.4
------	--------------	------	-----	-------	-----	------	---	---	---	---	---	---	------	------	------	------	------	------

Member of Eastern 8 Conference

1978	Tim Grgurich	16-11	5-5	(T3)	1-1	10-5	-	-	-	1	-	1	77.8	.477	.727	74.2	.449	4.3
1979	Tim Grgurich	18-11	6-4	(4)	2-1	10-6	-	-	-	2	-	1	76.5	.491	.729	70.0	.487	10.6
1980	Tim Grgurich	17-12	5-5	(T4)	1-1	11-6	NIT 0-1	-	-	2	-	1	69.1	.463	.655	64.9	.448	1.8
1981	Dr. Roy Chipman	19-12	8-5	(4)	3-0	8-7	NCAA 1-1	-	-	2	-	2	71.5	.456	.666	65.6	.466	2.0
1982	Dr. Roy Chipman	20-10	8-6	(3)	3-0	9-4	NCAA 0-1	-	-	1	-	-	68.9	.468	.690	66.1	.476	-1.4

Member of Big East Conference

1983	Dr. Roy Chipman	13-15	6-10	(6)	0-1	7-4	-	-	-	1	-	1	67.2	.451	.724	68.8	.537	3.6
1984	Dr. Roy Chipman	18-13	6-10	(6)	0-1	12-2	NIT 2-1	-	-	1	-	1	67.8	.450	.698	64.7	.487	-3.3
1985	Dr. Roy Chipman	17-12	8-8	(5)	0-1	9-3	NCAA 0-1	-	-	1	-	-	70.7	.457	.706	67.3	.469	1.5
1986	Dr. Roy Chipman	15-14	6-10	(6)	0-1	9-3	NIT 0-1	-	-	2	-	-	76.1	.499	.708	69.0	.458	3.3
1987	Paul Evans	25-8	12-4	(T1)	1-1	12-3	NCAA 1-1	12	12	2	2	-	84.3	.509	.689	73.5	.442	9.7
1988	Paul Evans	24-7	12-4	(1)	1-1	11-2	NCAA 1-1	8	7	2	2	2	79.8	.494	.717	71.0	.434	6.0
1989	Paul Evans	17-13	9-7	(4)	1-1	7-5	NCAA 0-1	-	-	2	-	-	78.9	.469	.746	79.3	.484	2.0
1990	Paul Evans	12-17	5-11	(8)	1-1	6-5	-	-	-	1	-	-	83.7	.482	.727	83.0	.485	2.3
1991	Paul Evans	21-12	9-7	(T3)	0-1	12-4	NCAA 1-1	-	-	2	-	-	83.6	.461	.748	76.9	.456	3.4
1992	Paul Evans	18-16	9-9	(7)	0-1	9-6	NIT 1-1	-	-	2	-	1	76.2	.454	.621	72.7	.437	1.2
1993	Paul Evans	17-11	9-9	(6)	0-1	8-1	NCAA 0-1	-	-	1	-	-	78.0	.439	.641	76.6	.439	4.3
1994	Paul Evans	13-14	7-11	(8)	0-1	6-2	-	-	-	2	-	1	78.0	.439	.641	75.1	.407	0.1
1995	Ralph Willard	10-18	5-13	(9)	1-1	4-4	-	-	-	1	-	-	72.0	.413	.715	75.0	.468	4.3
1996	Ralph Willard	10-17	5-13	(7BE7)	0-1	5-3	-	-	-	0	-	1	72.1	.415	.682	70.8	.431	-2.0
1997	Ralph Willard	18-15	10-8	(2BE7)	1-1	7-6	NIT 1-1	-	-	1	-	-	69.2	.420	.644	67.5	.419	-2.2
1998	Ralph Willard	11-16	6-12	(5BE7)	0-1	5-3	-	-	-	2	-	-	73.6	.444	.687	79.2	.469	-0.4
1999	Ralph Willard	14-16	5-13	(11)	0-1	9-2	-	-	-	2	-	1	67.2	.416	.701	70.4	.450	-1.9
2000	Ben Howland	13-15	5-11	(11)	0-1	8-3	-	-	-	1	-	-	66.6	.429	.623	67.0	.431	3.1
2001	Ben Howland	19-14	7-9	(5W)	3-1	7-4	NIT 1-1	-	-	1	-	-	68.1	.455	.617	65.3	.427	1.4
2002	Ben Howland	29-6	13-3	(1W)	2-1	14-2	NCAA 2-1	9	9	3	1	-	72.3	.470	.605	60.9	.395	6.4
2003	Ben Howland	28-5	13-3	(T1W)	3-0	12-2	NCAA 2-1	4	8	4	1	-	74.9	.506	.640	59.2	.390	6.6
2004	Jamie Dixon	31-5	13-3	(1)	2-1	16-1	NCAA 2-1	9	7	4	-	-	67.9	.471	.652	56.4	.386	5.4
2005	Jamie Dixon	20-9	10-6	(5)	0-1	10-2	NCAA 0-1	-	-	2	-	1	72.3	.471	.659	63.5	.404	8.5
2006	Jamie Dixon	25-8	10-6	(T4)	3-1	12-1	NCAA 1-1	16	16	2	-	-	72.5	.456	.693	63.1	.400	7.6
2007	Jamie Dixon	29-8	12-4	(T2)	2-1	15-3	NCAA 2-1	12	10	2	1	1	71.3	.472	.661	62.8	.407	4.6
2008	Jamie Dixon	27-10	10-8	(7)	4-0	13-2	NCAA 1-1	17	18	1	-	-	73.8	.456	.667	65.1	.420	4.3
2009	Jamie Dixon	31-5	15-3	(T2)	0-1	16-1	NCAA 3-1	4	6	3	2	2	77.4	.479	.676	64.4	.407	9.3
2010	Jamie Dixon	25-9	13-5	(T2)	0-1	12-3	NCAA 1-1	18	20	1	-	-	68.7	.446	.693	61.8	.400	5.1
2011	Jamie Dixon	28-6	15-3	(1)	0-1	13-2	NCAA 1-1	3	12	2	-	-	73.9	.475	.671	61.0	.397	10.7
2012	Jamie Dixon	22-17	5-13	(13)	1-1	16-3	CBI 5-1	-	-	0	-	-	69.0	.453	.699	65.5	.441	6.4
2013	Jamie Dixon	24-9	12-6	(4)	0-1	12-2	NCAA 0-1	20	-	1	-	1	69.2	.472	.668	56.0	.392	6.7

Member of Atlantic Coast Conference

2014	Jamie Dixon	26-10	11-7	(5)	2-1	13-2	NCAA 1-1	20	-	1	0	1	71.8	.460	.712	61.9	.412	5.9
2015	Jamie Dixon	19-15	8-10	(T9)	0-1	11-5	NIT 0-1	-	-	1	0	0	67.0	.447	.685	65.6	.448	1.9
2016	Jamie Dixon	21-12	9-9	(T9)	1-1	11-2	NCAA 0-1	-	-	1	0	0	75.0	.458	.752	67.3	.433	7.2
2017	Kevin Stallings	16-17	4-14	(T13)	1-1	11-2	-	-	-	1	0	0	72.8	.442	.733	74.7	.449	0.2
2018	Kevin Stallings	8-24	0-18	(15)	0-1	8-5	-	-	-	0	0	0	62.0	.405	.695	72.4	.439	-6.2
2019	Jeff Capel	14-19	3-15	(T14)	1-1	10-3	-	-	-	0	0	0	69.9	.418	.697	68.7	.409	-0.1
2020	Jeff Capel	14-19	3-15	(T14)	1-1	10-3	-	-	-	0	0	0	69.9	.418	.697	68.7	.409	-0.1
2021	Jeff Capel	10-12	6-10	(12)	0-1	4-6	-	-	-	0	0	0	71.2	.432	.664	70.1	.435	1.1
2022	Jeff Capel	11-21	6-14	(T11)	0-1	7-7	-	-	-	0	0	0	61.5	.414	.696	68.1	.441	2.8
2023	Jeff Capel	24-12	14-6	(T3)	1-1	10-6	NCAA 2-1	-	-	2	0	0	75.1	.447	.759	69.7	.420	1.5
2024	Jeff Capel	22-11	12-8	(4)	1-1	10-3	-	-	-	2	0	1	75.6	.437	.708	67.6	.431	3.8

2024-25 SCHEDULE

Date	Opponent	TV	Time
11/4	Tarleton State	ACCNX	8:30 PM
11/7	Florida A&M	ACCNX	8 PM
11/11	UNC Greensboro	ACCNX	8 PM
11/15	at Butler	FS2	7 PM
11/18	Prairie View A&M	ACCNX	8 PM
11/22	Mississippi State	ACCNX	8:30 PM
11/26	vs. Cal Baptist ¹	TruTV	5:30 PM
11/27	vs. Washington St./Fresno State ¹	TruTV	9/11:30 PM
12/3	Alabama State	ACCNX	8 PM
12/7	Virginia	The CW	2:15 PM
12/14	vs. LSU ²	ESPNU	4 PM
12/21	at Boston College	The CW	Noon
12/29	Longwood	ACCNX	2 PM
1/4	Duke	The CW	2:15 PM
1/7	at North Carolina	ACCN	9 PM
1/11	Georgia Tech	ESPN2/U	4 PM
1/15	at Virginia	ACCN	9 PM
1/18	at Miami	ESPN2/U	TBD
1/21	Louisville	ACCN	9 PM
1/25	at NC State	The CW	Noon
1/29	California	ACCN	9 PM
2/1	Stanford	ACCN	6 PM
2/5	at Virginia Tech	ACCN	9 PM
2/11	Pitt	ACCN	9 PM
2/15	Wake Forest	ACCN	6 PM
2/19	at Notre Dame	ACCN	7 PM
2/22	Clemson	ACCN	4 PM
2/26	at California	ESPN2/U	11 PM
3/1	at Stanford	ACCN	5 PM
3/4	Syracuse	ESPN2/U	9 PM
3/8	at Florida State	ESPNU	4 PM

¹Acrisure Invitational, Palm Springs, Calif.

²Frisco, Texas

Schedule as of Oct. 23, 2024; all times Eastern

QUICK FACTS

Location: Dallas, Texas

Founded: 1911

Enrollment: 11,842

Colors: Red & Blue

President: R. Gerald Turner

Athletic Director: Rick Hart

Arena: Moody Coliseum (7,000)

MEDIA SERVICES

Men's Basketball Contact: Herman Hudson

Phone: 541-419-0615

E-mail: hermanh@smu.edu

Website: SMUMustangs.com

Twitter: @SMUBasketball

2024-25 ROSTER

No.	Player	Pos.	Ht.	Wt.	Cl.	Hometown/High School/Previous Schools
0	B.J. Edwards	G	6-3	185	Jr.	Knoxville, Tenn./Tennessee/Knoxville Catholic HS
1	Chance Puryear	G	6-7	190	Fr.	Dallas, Texas/Carter HS
2	Kevin Miller	G	6-0	175	Jr.	Chicago, Ill./Wake Forest/Central Michigan/Victory Rock Prep (Fla.)
3	Chuck Harris	G	6-4	190	Sr.	Ashburn, Va./Butler/Gonzaga College HS (D.C.)
5	Tibet Görener	F	6-9	205	Sr.	Istanbul, Türkiye/San Jose State/Arizona/Orange Lutheran HS (Calif.)
8	Kario Oquendo	G	6-4	220	Sr.	Titusville, Fla./Oregon/Georgia/Astronaut HS
10	A.J. George	G	6-6	190	Jr.	Fresno, Calif./Long Beach State/Hoover HS
13	Mitchell Holmes	F	6-11	215	Fr.	Fort Worth, Texas/Link Year Prep (Mo.)/The Oakridge School
20	Jerrell Colbert	F	6-10	235	Jr.	Houston, Texas/Kansas State/LSU/Houston HS (Tenn.)
21	Yohan Traore	F	6-11	235	Jr.	Tours, France/UC Santa Barbara/Auburn/Dream City Christian School (Ariz.)
22	Keon Ambrose-Hylton	F	6-9	220	Sr.	Toronto, Ontario/Alabama/Andrews Osborne Acad.
23	Niccolo Kalischer-Stork	G	6-3	190	Fr.	Los Angeles, Calif./Harvard-Westlake School
24	Samet Yiğitoğlu	C	7-2	265	Fr.	Istanbul, Türkiye
31	Trey Utter	G	6-0	160	Jr.	Argyle, Texas/Argyle HS
33	Matt Cross	F	6-7	230	Sr.	Beverly, Mass./UMass/Louisville/Miami (Fla.)/Brewster Academy (N.H.)
35	Jackson Young	G	6-2	185	Sr.	Kerrville, Texas/Hawai'i Pacific/Texas A&M/Tivy HS

Head Coach: Andy Enfield (Johns Hopkins '91)

Associate Head Coach: Chris Capko (USF '06)

Assistant Coach: Jay Morris (Cal State Dominguez Hills '10)

Assistant Coach: Dana Ford (Illinois State '06)

Assistant Coach: Eric Mobley (Portland '91)

Assistant Coach: Kurt Karis (USC '18)



2023-24 FINAL STATISTICS (20-13, 11-7/T5TH AMERICAN)

#	PLAYER	GP-GS	MIN	AVG	TOTAL	3-POINT	F-THROW	REBOUNDS	PF	DQ	A	TO	BLK	STL	PTS	AVG
					FG-GS	FG%	3FG-GS	3FG%	FT-GS	FT%	OFF	DEF	TOT	AVG		
1	PHELPS, Zhuric	33-32	962:32	29.2	170-440	.386	30-139	.216	120-162	.741	42	93	135	4.1	58	2
	CONF-Only	18-18	532:01	29.6	91-235	.387	16-75	.213	69-90	.767	25	40	65	3.6	37	2
3	HARRIS, Chuck	32-32	954:17	29.8	153-354	.432	68-167	.407	54-66	.818	27	76	103	3.2	67	2
	CONF-Only	17-17	519:50	30.6	79-202	.391	34-94	.362	26-32	.813	19	37	56	3.3	37	2
10	WILLIAMSON, Samuel	33-32	777:54	23.6	117-265	.442	5-21	.238	35-68	.515	60	174	234	7.1	71	2
	CONF-Only	18-18	459:57	25.6	71-159	.447	2-9	.222	17-34	.500	38	106	144	8.0	41	1
12	SMITH, Tyreek	33-13	633:47	19.2	104-178	.584	0-0	.000	62-91	.681	80	99	179	5.4	79	3
	CONF-Only	18-11	357:45	19.9	61-104	.587	0-0	.000	31-47	.660	49	50	99	5.5	41	1
22	AMBROSE-HYLTON, Keon	33-20	633:42	19.2	98-153	.641	2-8	.250	31-62	.500	67	70	137	4.2	66	2
	CONF-Only	18-7	329:31	18.3	46-82	.561	1-4	.250	16-33	.485	39	39	78	4.3	38	1
5	WRIGHT, Ricardo	32-1	463:57	14.5	75-187	.401	47-127	.370	17-26	.654	15	44	59	1.8	40	0
	CONF-Only	17-1	297:30	17.5	55-137	.401	32-89	.360	15-24	.625	10	29	39	2.3	24	0
2	SMITH, Jalen	33-4	707:46	21.4	64-152	.421	41-108	.380	27-38	.711	19	50	69	2.1	37	0
	CONF-Only	18-1	387:53	21.5	38-90	.422	23-63	.365	20-26	.769	14	26	40	2.2	17	0
15	HUDSON, Ja'Heim	31-1	469:42	15.2	56-129	.434	18-56	.321	36-45	.800	47	57	104	3.4	54	1
	CONF-Only	16-0	245:04	15.3	27-61	.443	8-27	.296	27-32	.844	26	26	52	3.3	27	0
24	LANIER, Emory	33-0	335:07	10.2	40-92	.435	28-73	.384	19-25	.760	8	26	34	1.0	48	1
	CONF-Only	18-0	169:39	9.4	16-41	.390	11-33	.333	8-9	.889	6	17	23	1.3	22	0
0	EDWARDS, B.J.	33-30	611:22	18.5	49-114	.430	10-26	.385	14-19	.737	36	67	103	3.1	35	0
	CONF-Only	18-17	301:20	16.7	21-50	.420	5-15	.333	9-13	.692	15	31	46	2.6	19	0
13	NJIE, Mo	13-0	45:60	3.5	5-13	.385	0-0	.000	0-2	.000	4	10	14	1.1	6	0
	CONF-Only	6-0	16:39	2.8	3-6	.500	0-0	.000	0-0	.000	3	3	6	1.0	1	0
35	YOUNG, Jackson	8-0	10:59	1.4	2-8	.250	2-7	.286	0-0	.000	3	4	7	0.9	0	0
	CONF-Only	3-0	03:56	1.3	1-5	.200	1-5	.200	0-0	.000	0	1	1	0.3	0	0
31	UTTER, Trey	7-0	09:42	1.4	1-1	1.000	0-0	.000	1-2	.500	0	0	0	0.0	0	0
	CONF-Only	3-0	03:56	1.3	0-0	.000	0-0	.000	1-2	.500	0	0	0	0.0	0	0
20	FOSTER, Xavier	4-0	08:13	2.1	0-3	.000	0-3	.000	0-0	.000	1	1	2	0.5	3	0
	CONF-Only	0-0	0:00	0.0	0-0	.000	0-0	.000	0-0	.000	0	0	0	0.0	0	0
	Total	33	6625		934-2089	.447	251-735	.341	416-606	.686	480	834	1314	39.8	564	13
	CONF-Only	18	3625		509-1172	.434	133-414	.321	239-342	.699	285	437	722	40.1	304	7
	Opponents	33	6625		793-1921	.413	222-701	.317	463-647	.716	378	768	1146	34.7	501	7
	CONF-Only	18	3625		454-1040	.437	130-373	.349	248-351	.707	195	432	627	34.8	285	5

Date	Opponent	SMU AP	USA	Opp AP	USA	W/L	Score/Time	FG	FG%	3-Pt	3-Pt	FT	FT%	FG	FG%	3-Pt	3-Pt	FT	FT%	Reb	TO
11/6	S'western Assemblies					W	82-63	30-71	.423	2-18	.111	20-26	.769	26-62	.419	2-15	.133	9-13	.692	+12	10/18
11/8	Western Ill.					W	90-53	37-78	.474	9-25	.360	7-15	.467	17-55	.309	6-26	.231	13-27	.481	+10	7/21
11/9	Lamar					W	78-67	22-59	.373	6-23	.261	28-38	.737	22-60	.367	8-20	.400	15-16	.938	+12	13/13
11/14	Texas A&M			13	15	L	66-79	23-65	.354	10-23	.435	10-13	.769	25-67	.373	7-25	.280	22-27	.815	0	16/7
11/20	vs West Virginia ¹					W	70-58	29-60	.483	8-23	.348	4-6	.667	20-54	.370	5-16	.313	13-21	.619	-6	8/15
11/22	vs Wisconsin ¹					L	61-69	23-51	.451	8-16	.500	7-12	.583	26-62	.419	5-24	.208	12-13	.923	-6	15/9
11/26	ULM					W	70-57	22-51	.431	8-21	.381	18-25	.720	22-65	.338	5-25	.200	8-12	.667	-2	9/9
11/19	Dayton					L	63-65	26-63	.413	5-22	.227	6-8	.750	24-51	.471	10-20	.500	7-10	.700	+4	13/17
12/3	Tex. A&M-Commerce					W	90-47	36-52	.692	8-15	.533	10-13	.769	16-51	.314	7-27	.259	8-10	.800	+20	15/17
12/6	at Arizona State					L	74-76	29-64	.453	6-21	.286	10-19	.526	19-52	.365	6-20	.300	32-43	.744	+10	15/8
12/16	at Florida State					W	68-57	26-56	.464	7-22	.318	9-21	.429	19-61	.311	4-22	.182	15-19	.789	+10	15/8
12/19	Houston Christian					W	89-53	35-69	.507	10-26	.385	9-10	.900	22-64	.344	4-21	.190	5-9	.556	+7	9/19
12/22	at Murray State					W	92-65	34-57	.596	15-23	.652	9-16	.563	22-67	.328	5-26	.192	16-24	.667	+1	16/12
1/2	Charlotte					W	66-54	27-62	.435	2-14	.143	10-14	.714	18-53	.340	6-20	.300	12-19	.632	+14	8/11
1/7	at Memphis			15	15	L	59-62	22-65	.338	3-21	.143	12-21	.571	23-52	.442	6-20	.300	10-19	.526	+8	16/16
1/13	at East Carolina					W	75-64	27-62	.435	9-26	.346	12-13	.923	23-62	.371	2-17	.118	16-25	.640	+3	12/12
1/16	Temple					W	77-64	24-56	.429	7-23	.304	22-25	.880	24-65	.369	7-28	.250	9-12	.750	-4	10/13
1/20	Tulsa					W	103-70	36-70	.514	12-28	.429	19-27	.704	26-62	.419	7-27	.259	11-14	.786	+8	10/18
1/25	at North Texas					L	66-68	23-51	.451	4-11	.364	16-23	.696	25-56	.446	10-23	.435	8-19	.421	+2	11/11
1/28	at Wichita State					L	72-77	29-58	.500	9-19	.474	5-8	.625	28-60	.467	6-16	.375	15-21	.714	-7	15/11
2/1	Tulane					W	80-76	31-76	.408	6-26	.231	12-16	.750	28-61	.459	7-20	.350	13-20	.650	+19	8/7
2/4	UAB					W	72-69	28-64	.438	5-23	.217	11-17	.647	27-56	.482	6-19	.316	9-11	.818	0	7/15
2/7	at Rice					W	95-69	41-72	.569	10-29	.345	3-4	.750	24-52	.462	10-25	.400	11-16	.688	+14	4/12
2/11	North Texas					W	71-68	25-52	.481	8-20	.400	13-19	.684	26-57	.456	12-23	.522	4-5	.800	+6	12/14
2/15	at Tulane					W	87-79	27-65	.415	10-23	.435	23-31	.742	28-62	.452	4-13	.308	19-25	.760	+8	11/11
2/18	Memphis			rv		W	106-79	42-74	.568	12-30	.400	10-14	.714	27-56	.482	9-20	.450	16-25	.640	+11	15/19
2/22	at Florida Atlantic			rv	rv	L	70-80	24-62	.387	6-21	.286	16-23	.696	30-66	.455	7-23	.304	13-19	.684	-5	9/8
2/25	at South Florida			rv	rv	L	68-79	24-71	.338	5-20	.250	15-31	.484	22-43	.512	8-21	.381	27-30	.900	+13	8/15
3/2	UTSA					L	73-77	28-73	.384	9-29	.310	8-12	.667	28-64	.438	12-28	.429	9-11	.818	+3	10/12
3/6	East Carolina					W OT	80-77	24-73	.329	8-24	.333	24-29	.828	26-59	.441	6-16	.375	19-27	.704	+3	8/17
3/10	at UAB					L	70-74	27-66	.409	8-27	.296	8-15	.533	21-54	.389	5-14	.357	27-33	.818	-1	11/13
3/14	vs Temple ²					L	60-75	22-56	.393	6-21	.286	10-15	.667	28-54	.519	9-18	.500	10-17	.588	+6	16/10
3/20	at Indiana State ³			rv		L	92-101	31-65	.477	10-22	.455	20-27	.741	31-56	.554	9-23	.391	30-35	.857	-5	10/10

¹Fort Myers Tip-Off, Fort Myers, Fla; ²American Athletic Men's Basketball Championship, Fort Worth, Texas; ³National Invitational Tournament



ANDY ENFIELD

*Head Coach
First Season at SMU
Johns Hopkins '91*

■ Andy Enfield was named Head Men's Basketball Coach at SMU by Director of Athletics Rick Hart on April 1, 2024.

■ A proven winner, Enfield burst onto the coaching scene in 2013 when, in his second year as a head coach, he guided Florida Gulf Coast to the Sweet 16 of the NCAA Tournament. Following that success, he was hired by Southern Cal, where he led the Trojans to five of the last eight NCAA Tournaments, including a run to the Elite Eight in 2021.

■ He came to SMU after 11 seasons at USC, where he compiled a 220-147 record and led the Trojans into the postseason six times in 10 possible seasons (the 2019-20 postseason was canceled due to COVID), including five NCAA Tournament berths and one NIT appearance. Enfield quickly brought success to the basketball program upon his arrival, as the Trojans set a school single-season win record and posted the most wins in program history over two-year, three-year, four-year, five-year, six-year, seven-year and eight-year periods. Enfield's 220 wins ranks third on USC's all-time wins list, trailing only Sam Barry (260) and Forrest Twogood (251). In 13 seasons as a head coach Enfield has a 261-175 mark.

ANDY ENFIELD YEAR BY YEAR

Year	School	Conf.	Overall	Conf. W-L	Conf. Finish	Post-Season
2011-12	Florida Gulf Coast	ASUN	15-17	8-10	t6th	-
2012-13	Florida Gulf Coast	ASUN	26-11	13-5	2nd	NCAA 2-1
2013-14	USC	Pac-12	11-21	2-16	12th	-
2014-15	USC	Pac-12	12-20	3-15	12th	-
2015-16	USC	Pac-12	21-13	9-9	6th	NCAA 0-1
2016-17	USC	Pac-12	26-10	10-8	t5th	NCAA 2-1
2017-18	USC	Pac-12	24-12	12-6	2nd	NIT 1-1
2018-19	USC	Pac-12	16-17	8-10	t8th	-
2019-20	USC	Pac-12	22-9	11-7	t3rd	n/a (COVID)
2020-21	USC	Pac-12	25-8	15-5	2nd	NCAA 3-1
2021-22	USC	Pac-12	26-8	14-6	3rd	NCAA 0-1
2022-23	USC	Pac-12	22-11	14-6	t2nd	NCAA 0-1
2023-24	USC	Pac-12	15-18	8-12	t9th	-

ENFIELD CAREER TOTALS

School	Years	Overall W-L	Overall Pct.	Conf. W-L	Conf. Pct.	ACC Tournament W-L	ACC Tournament Pct.	NCAA Tournament W-L	NCAA Tournament Pct.	NIT Games W-L	NIT Games Pct.
Florida Gulf Coast	(2)	2011-2013	41-28 .594	21-15 .583	-	-	2-1 .667	-	-	-	-
USC	(11)	2014-2024	220-147 .599	106-100 .515	-	-	5-5 .500	1-1 .500	-	-	-
Totals	(13)	2011-2024	261-175 .599	127-115 .525	-	-	7-6 .538	1-1 .500			

SMU COACHING RECORDS

Career Records	Years	W	L	Pct.	NCAA Tournament	No.	W	L	Pct.
1. Dale Morrison	1 1916-1917	12	2	.857	1. E.O. (Doc) Hayes	(6)	7	8	.467
2. Burton Rix	4 1917-1921	24	36	.400	2. Dave Bliss	(3)	3	3	.500
3. R.N. Blackwell	1 1921-1922	8	14	.364	3. John Shumate	(1)	0	1	.000
4. H.A. Faulkner	2 1922-1924	19	26	.422	Larry Brown	(1)	0	1	.000
5. J.W. St. Clair	14 1924-1938	140	108	.565	Tim Jankovich	(1)	0	1	.000
6.9. F.C. Baccus	6 1938-42, 1945-47	55	71	.437					
7. James Stewart	2 1942-1944	18	17	.514					
8. Roy D. Baccus	1 1944-1945	11	10	.524					
10. E.O. (Doc) Hayes	20 1947-1967	299	192	.609					
11. Bob Prewitt	8 1967-1975	88	115	.433					
12. Sonny Allen	5 1975-1980	61	77	.442					
13. Dave Bliss	8 1980-1988	142	101	.584					
14. John Shumate	7 1988-1995	78	118	.398					
15. Mike Dement	9 1995-2004	138	120	.535					
Robert Lineburg	2004 (Interim)	2	3	.400					
17. Jimmy Tubbs	2 2004-2006	27	30	.474					
18. Matt Doherty	6 1006-2012	80	109	.423					
19. Larry Brown	4 2012-2016	85	39	.685					
20. Tim Jankovich	6+ 2016-2022	125	73	.631					
21. Rob Lanier	2 2022-2024	30	35	.462					

Year	Head Coach	Overall	Conf.	Finish	Conf. Trn.	Non Conf.	Post-Season	Final AP	Final Coach	All-ACC	All-Am.	NBA Draft	PPG Offense	FG%	FT%	PPG Defense	Opp. FG%	Reb. Mar.
Member of Southwest Conference																		
1953-54	E.O. (Doc) Hayes	13-9	6-6	T3rd (7)	-	7-3	-	-	-	-	-	-	77.1	36.7	70.7	68.7	34.5	
1954-55	E.O. (Doc) Hayes	15-11	9-3	1st (7)	-	6-6	NCAA 0-2	-	20	-	-	-	80.3	41.3	73.3	73.0	38.9	-0.8
1955-56	E.O. (Doc) Hayes	26-4	12-0	1st (7)	-	11-2	NCAA 3-2	7	6	-	1	-	78.8	42.7	76.1	67.4	36.7	2.3
1956-57	E.O. (Doc) Hayes	22-4	11-1	1st (7)	-	10-2	NCAA 1-1	4	4	-	1	2	77.6	42.9	73.3	64.2	39.4	2.1
1957-58	E.O. (Doc) Hayes	15-10	9-5	T1st (8)	-	6-4	-	-	25	-	-	1	66.6	40.7	67.4	62.2	36.4	-5.5
1958-59	E.O. (Doc) Hayes	16-8	10-4	2nd (8)	-	6-4	-	-	-	-	-	-	65.8	40.3	73.0	63.2	37.3	5.0
1959-60	E.O. (Doc) Hayes	17-7	10-4	T2nd (8)	-	7-3	-	-	-	-	1	-	71.5	41.4	71.2	64.5	38.7	5.8
1960-61	E.O. (Doc) Hayes	12-12	6-8	6th (8)	-	6-4	-	-	-	-	-	1	69.3	41.9	70.2	69.3	40.2	-1.3
1961-62	E.O. (Doc) Hayes	18-7	11-3	T1st (8)	-	7-3	-	-	-	-	-	1	70.6	42.0	76.9	65.8	38.0	0.8
1962-63	E.O. (Doc) Hayes	12-12	6-8	T5th (8)	-	6-4	-	-	-	-	-	-	77.5	44.7	74.0	76.5	41.5	-1.0
1963-64	E.O. (Doc) Hayes	12-12	8-6	T3rd (8)	-	4-6	-	-	-	-	-	1	79.7	42.2	73.5	77.0	43.5	1.0
1964-65	E.O. (Doc) Hayes	17-10	10-4	T1st (8)	-	5-5	NCAA 1-1	-	-	-	-	-	82.0	45.1	71.2	80.8	44.6	-0.5
1965-66	E.O. (Doc) Hayes	17-9	11-3	1st (8)	-	5-5	NCAA 1-1	-	-	-	-	1	84.0	49.0	75.9	79.4	43.0	0.8
1966-67	E.O. (Doc) Hayes	20-6	12-2	1st (8)	-	7-3	NCAA 1-1	-	-	-	-	-	81.8	49.0	72.0	78.1	45.8	0.5
1967-68	Bob Prewitt	6-18	5-9	T7th (8)	-	1-9	-	-	-	-	-	1	76.2	44.3	73.3	81.5	47.1	-6.3
1968-69	Bob Prewitt	12-12	8-6	3rd (8)	-	4-6	-	-	-	-	-	3	81.8	44.0	70.8	80.9	44.7	-3.8
1969-70	Bob Prewitt	5-19	4-10	7th (8)	-	1-9	-	-	-	-	1	-	78.1	43.3	72.0	84.7	48.0	-8.7
1970-71	Bob Prewitt	16-10	8-6	4th (8)	-	8-4	-	-	-	-	1	1	87.0	45.5	76.8	85.7	46.2	-2.2
1971-72	Bob Prewitt	16-11	10-4	T1st (8)	-	6-6	-	-	-	-	-	-	83.3	45.0	70.3	82.0	44.7	-5.3
1972-73	Bob Prewitt	10-15	7-7	T5th (8)	-	3-8	-	-	-	-	-	-	80.6	46.4	62.4	79.1	44.1	2.5
1973-74	Bob Prewitt	15-12	10-4	T2nd (8)	-	5-7	CCA 0-1	-	-	-	-	1	79.1	44.6	66.0	75.9	44.6	1.5
1974-75	Bob Prewitt	8-18	4-10	T6th (8)	-	4-8	-	-	-	-	-	-	73.2	43.4	70.2	77.1	46.8	-4.1
1975-76	Sonny Allen	16-12	10-6	3rd (9)	1-1	5-5	-	-	-	-	1	1	85.1	48.5	69.2	81.3	46.6	2.3
1976-77	Sonny Allen	8-19	7-9	6th (9)	0-1	1-9	-	-	-	-	-	-	75.3	46.0	70.1	81.7	50.0	-4.5
1977-78	Sonny Allen	10-18	6-10	6th (9)	1-1	3-7	-	-	-	-	-	-	72.2	44.1	70.8	77.5	45.3	-1.2
1978-79	Sonny Allen	11-16	6-10	T6th (9)	0-1	5-5	-	-	-	-	-	-	76.3	44.9	67.5	77.9	48.3	0.3
1979-80	Sonny Allen	16-12	7-9	6th (9)	1-1	8-2	-	-	-	-	-	1	79.9	48.1	74.6	78.9	49.5	-1.8
1980-81	Dave Bliss	7-20	3-13	9th (9)	0-1	4-6	-	-	-	-	-	-	56.9	44.6	69.6	64.6	49.8	-3.5
1981-82	Dave Bliss	6-21	1-15	9th (9)	0-1	5-5	-	-	-	-	-	-	59.7	45.2	70.0	66.7	47.4	-3.6
1982-83	Dave Bliss	19-11	9-7	T4th (9)	2-1	8-3	-	-	-	-	-	-	69.1	48.9	64.7	66.8	46.0	-0.3
1983-84	Dave Bliss	25-8	12-4	3rd (9)	0-1	12-2	NCAA 1-1	-	-	-	-	-	75.9	54.1	62.8	67.8	44.6	4.0
1984-85	Dave Bliss	23-10	10-6	T2nd (9)	1-1	11-2	NCAA 1-1	-	-	-	1	2	75.5	52.6	66.0	67.5	44.3	4.6
1985-86	Dave Bliss	18-11	10-6	4th (9)	0-1	8-3	NIT 0-1	-	-	-	-	1	64.9	49.5	67.8	61.4	47.3	-0.2
1986-87	Dave Bliss	16-13	7-9	T6th (9)	0-1	9-3	-	-	-	-	-	1	73.3	51.7	61.5	67.7	44.0	3.5
1987-88	Dave Bliss	28-7	12-4	1st (9)	3-0	12-2	NCAA 1-1	-	-	-	-	-	76.5	51.2	73.3	71.8	46.5	2.9
1988-89	John Shumate	13-16	7-9	7th (9)	0-1	6-6	-	-	-	-	-	-	69.8	48.3	71.7	72.3	45.5	8.4
1989-90	John Shumate	10-18	5-11	8th (9)	0-1	5-6	-	-	-	-	-	-	59.0	44.5	65.5	65.4	44.9	3.6
1990-91	John Shumate	12-17	6-10	6th (9)	1-1	5-6	-	-	-	-	-	-	71.2	44.0	66.6	72.2	42.6	3.7
1991-92	John Shumate	10-18	4-10	7th (8)	0-1	6-7	-	-	-	-	-	-	64.9	44.4	59.4	69.6	45.4	1.5
1992-93	John Shumate	20-8	12-2	1st (8)	0-1	8-4	NCAA 0-1	-	-	-	-	-	81.1	43.0	59.6	76.1	43.0	1.9
1993-94	John Shumate	6-21	3-11	7th (8)	0-1	3-9	-	-	-	-	-	-	70.0	41.0	61.6	78.7	44.0	-4.3
1994-95	John Shumate	7-20	3-11	7th (8)	0-1	4-8	-	-	-	-	-	-	70.2	38.5	63.2	81.6	48.4	-4.8
1995-96	Mike Dement	8-20	3-11	T7th (8)	1-1	4-8	-	-	-	-	-	-	65.0	42.6	61.1	69.5	43.3	2.6
Member of Western Athletic Conference																		
1996-97	Mike Dement	16-12	7-9	T4th M (8/16)	1-1	8-2	-	-	-	-	-	-	68.3	42.1	68.6	65.6	44.9	1.0
1997-98	Mike Dement	18-10	6-8	5th P (8/16)	1-1	11-1	-	-	-	-	-	-	76.5	42.4	68.5	70.3	43.0	3.5
1998-99	Mike Dement	15-15	7-7	T4th M (8/16)	2-1	6-7	-	-	-	-	-	-	74.5	40.0	64.2	74.4	42.3	1.9
1999-00	Mike Dement	21-9	9-5	3rd (8)	0-1	12-2	NIT 0-1	-	-	-	-	-	77.3	40.8	64.8	69.8	42.7	4.3
2000-01	Mike Dement	18-12	8-8	T5th (9)	0-1	10-3	-	-	-	-	-	1	76.9	43.8	69.1	71.9	43.3	3.7
2001-02	Mike Dement	15-14	10-8	4th (10)	0-1	5-5	-	-	-	-	-	-	72.4	43.8	66.1	71.1	42.3	2.7
2002-03	Mike Dement	17-13	11-7	3rd (10)	1-1	5-5	-	-	-	-	1	-	72.8	43.4	71.1	72.8	43.4	0.7
2003-04	Dement/Lineburg	12-18	5-13	8th (10)	1-1	6-4	-	-	-	-	-	-	65.0	43.1	67.2	68.7	44.6	-3.9
2004-05	Jimmy Tubbs	14-14	9-9	T4th (10)	0-1	5-4	-	-	-	-	-	-	70.0	45.3	69.7	67.5	44.3	1.0
Member of Conference USA																		
2005-06	Jimmy Tubbs	13-16	4-10	10th (12)	1-1	8-5	-	-	-	-	-	-	66.2	43.2	70.2	64.1	40.7	2.7
2006-07	Matt Doherty	14-17	3-13	11th (12)	0-1	11-3	-	-	-	-	-	-	62.7	42.0	70.1	62.6	42.1	3.5
2007-08	Matt Doherty	10-20	4-12	11th (12)	0-1	6-7	-	-	-	-	-	-	63.9	42.1	66.2	71.4	43.7	-2.2
2008-09	Matt Doherty	9-21	3-13	12th (12)	0-1	6-7	-	-	-	-	-	-	64.6	43.6	64.3	68.2	42.1	1.5
2009-10	Matt Doherty	14-17	7-9	T7th (12)	0-1	7-7	-	-	-	-	-	-	66.2	45.7	70.0	64.5	42.7	3.7
2010-11	Matt Doherty	20-15	8-8	T7th (12)	0-1	9-5	CIT 3-1	-	-	-	-	-	64.6	48.2	74.2	61.3	42.1	-3.2
2011-12	Matt Doherty	13-19	4-12	11th (12)	0-1	9-6	-	-	-	-	-	-	59.7	41.9	67.3	60.1	42.6	-5.2
2012-13	Larry Brown	15-17	5-11	11th (12)	0-1	10-5	-	-	-	-	-	-	64.5	44.9	74.5	62.7	39.5	2.6
Member of American Athletic Conference																		
2013-14	Larry Brown	27-10	12-6	T3rd (10)	0-1	11-2	NIT 4-1	-	-	-	-	-	71.0	48.3	68.3	62.2	38.5	4.8
2014-15	Larry Brown	27-7	15-3	1st (11)	3-0	9-3	NCAA 0-1	18	-	-	1	-	69.1	47.5	70.3	59.8	38.1	6.7
2015-16	Brown/Jankovich	25-5	13-5	2nd (11)	N/A	12-0	-	24	-	-	1	-	77.3	49.7	70.0	63.4	40.0	10.2
2016-17	Tim Jankovich	30-5	17-1	1st (11)	3-0	10-3	NCAA 0-1	11	23	-	1	2	74.3	47.2	69.6	60.0	38.6	8.7
2017-18	Tim Jankovich	17-16	6-12	9th (12)	1-1	10-3	-	-	-	-	-	1	69.5	44.4	68.6	64.1	42.2	0.4
2018-19	Tim Jankovich	15-17	6-12	T9th (12)	1-1	8-4	-	-	-	-	-	-	72.0	44.2	71.5	70.3	42.8	1.3
2019-20	Tim Jankovich	19-11	9-9	7th (12)	N/A	10-2	-	-	-	-	-	-	72.9	45.1	76.2	68.5	41.8	4.2
2020-21	Tim Jankovich	11-6	7-4	4th (11)	0-1	4-0	NIT 0-1	-	-	-	-	-	74.6	45.6	72.8	68.1	40.5	1.8
2021-22	Tim Jankovich	24-9	13-4	2nd (11)	1-1	9-3	NIT 1-1	-	-	-	-	-	73.8	44.0	75.0	67.1	39.5	0.7
2022-23	Rob Lanier	10-22	5-13	10th (11)	0-1	5-8	-	-	-	-	-	-	70.3	42.2	67.4	75.6	45.3	-2.6
2023-24	Rob Lanier	20-13	11-7	5th (14)	0-1	9-4	NIT 0-1	-	-	-	-	-	76.8	44.7	68.6	68.8	41.3	5.1

2024-25 SCHEDULE

Date	Opponent	TV	Time
11/4	Denver	ACCNX	4 PM
11/8	Cal State Fullerton	ACCNX	4 PM
11/12	Northern Arizona	ACCNX	10 PM
11/17	UC Davis	ACCNX	4 PM
11/20	Norfolk State	ACCNX	10 PM
11/23	at Santa Clara	TBD	10 PM
11/26	vs. Grand Canyon ¹	TruTV	7 PM
11/30	Cal Poly	ACCNX	10 PM
12/3	Utah Valley	ACCNX	10 PM
12/7	at California	ACCN	4 PM
12/17	Merrimack	ACCNX	10 PM
12/21	vs. Oregon ²	BTN	8 PM
1/1	Clemson	ACCN	TBD
1/4	at Pitt	ESPN2	6:30 PM
1/8	Virginia Tech	ACCN	9 PM
1/11	Virginia	ESPN/2/U	TBD
1/15	at Wake Forest	ESPNEWS	6:30 PM
1/18	at North Carolina	The CW	2:15 PM
1/22	Miami	ESPN2/U	11 PM
1/25	Florida State	ACCN	7 PM
1/29	Syracuse	ESPN2/U	11 PM
2/1	at SMU	ACCN	6 PM
2/5	Wake Forest	ESPN2/U	11 PM
2/8	NC State	ACCN	7 PM
2/12	at Georgia Tech	ACCN	7 PM
2/15	at Duke	ABC	4 PM
2/22	California	ESPN/2/U	10 PM
2/26	Boston College	ACCN	9 PM
3/1	SMU	ACCN	5 PM
3/5	at Notre Dame	ESPN2/U	9 PM
3/8	at Louisville	ESPNU	2 PM

¹Acrisure Invitational, Palm Springs, Calif.

²San Jose Tip-Off, San Jose, Calif.

Schedule as of Oct. 23, 2024; all times Eastern

QUICK FACTS

Location: Stanford, California
Founded: 1885
Enrollment: 17,529
Colors: Cardinal Red & White
Chancellor: Jonathan Levin
Athletic Director: Bernard Muir
Arena: Maples Pavilion (7,233)

MEDIA SERVICES

Men's Basketball Contact: Zach Reynolds
Phone: 541-419-0615
E-mail: zreynold@stanford.edu
Website: GoStanford.com
Twitter: @StanfordMBB

2024-25 ROSTER

No.	Player	Pos.	Ht.	Wt.	Cl.	Hometown/High School/Previous Schools
0	Anthony Batson Jr.	G	6-3	185	Fr.	Scottsdale, Ariz./Notre Dame Preparatory
1	Derin Saran	G	6-4	190	So.	Istanbul, Turkey/The Asheville School (N.C.)/UC Irvine
2	Donavin Young	F	6-8	210	Fr.	Pasco, Wash./Link Academy (Mo.)
3	Talliss Toure	F	6-11	220	Fr.	Roseville, Calif./West Park
4	Oziyah Sellers	G	6-5	185	Jr.	Hayward, Calif./Southern California Academy/USC
5	Benny Gealer	G	6-1	175	Jr.	Palos Verdes Estates, Calif./Rolling Hills Prep
9	Cole Kastner	F	6-7	215	Gr.	Palo Alto, Calif./Menlo School/Virginia
10	Chisom Okpara	F	6-8	225	Jr.	Bronxville, N.Y./La Lumiere School (Ind.)/Harvard
11	Ryan Agarwal	G	6-6	190	So.	Coppell, Texas/Coppell
20	Cameron Grant	F	6-7	185	R-Fr.	Lakewood, Ohio/St. Edward
21	Jaylen Blakes	G	6-2	205	Gr.	Somerset, N.J./Blair Academy/Duke
24	Jaylen Thompson	F	6-8	195	So.	Oakland, Calif./Southern California Academy
33	Evan Stinson	F	6-7	190	Fr.	Cheney, Wash./Cheney
42	Maxime Raynaud	F	7-1	250	Sr.	Paris, France/Lyceee Henri IV
52	Aidan Cammann	F	6-10	220	R-Fr.	Andover, Mass./Brewster Academy (N.H.)

Head Coach: Kyle Smith (Hamilton '92)

Associate Head Coach: Eric Reveno (Stanford '89)

Associate Head Coach: Jim Shaw (Western Oregon State '85)

Assistant Coach: Wayne Hunter (Saint Mary's '10)

Assistant Coach: Derrick Wrobel (Arizona State '01)

Assistant Coach: Stephen Frankoski (Columbia '15)



2023-24 FINAL STATISTICS (14-18, 8-12/T9TH PAC-12)

#	PLAYER	GP-GS	MIN	AVG	TOTAL FG-FGA	FG%	3-POINT 3FG-FGA	3FG%	F-THROW FT-FTA	FT%	OFF	DEF	TOT	AVG	PF	DQ	A	TO	BLK	STL	PTS	AVG
42	RAYNAUD, Maxime	32-31	932:14	29.1	202-356	.567	22-61	.361	69-88	.784	72	234	306	9.6	73	1	65	79	26	21	495	15.5
	Conf-Only	20-19	587:03	29.4	130-220	.591	19-40	.475	44-59	.746	45	153	198	9.9	50	1	43	47	17	16	323	16.2
23	ANGEL, Brandon	30-29	935:36	31.2	136-240	.567	34-76	.447	84-103	.816	21	121	142	4.7	61	3	50	52	9	17	390	13.0
	Conf-Only	20-20	640:22	32.0	86-160	.538	25-52	.481	59-70	.843	12	78	90	4.5	43	2	35	36	5	9	256	12.8
14	JONES, Spencer	25-24	727:22	29.1	99-226	.438	54-132	.409	40-62	.645	29	73	102	4.1	59	1	50	33	20	36	292	11.7
	Conf-Only	17-16	498:01	29.3	62-144	.431	37-90	.411	17-23	.739	17	49	66	3.9	45	1	35	21	16	20	178	10.5
3	CARLYLE, Kanaan	23-16	590:05	25.7	83-215	.386	32-100	.320	66-85	.776	9	52	61	2.7	41	1	62	66	13	9	264	11.5
	Conf-Only	19-14	506:13	26.6	75-191	.393	30-87	.345	57-73	.781	8	42	50	2.6	37	1	55	56	12	8	237	12.5
13	JONES, Michael	32-32	975:10	30.5	117-234	.500	56-134	.418	55-77	.714	13	71	84	2.6	68	2	66	35	4	29	345	10.8
	Conf-Only	20-20	587:03	29.4	65-129	.504	35-74	.473	32-42	.762	8	42	50	2.5	41	1	47	25	3	15	197	9.9
2	STOJAKOVIC, Andrej	32-10	714:43	22.3	99-242	.409	34-104	.327	19-36	.528	17	93	110	3.4	26	0	28	38	4	13	251	7.8
	Conf-Only	20-4	442:36	22.1	61-150	.407	20-65	.308	14-24	.583	14	63	77	3.9	15	0	21	24	3	6	156	7.8
1	BYNUM, Jared	18-14	426:00	23.7	44-124	.355	17-52	.327	19-22	.864	5	35	40	2.2	28	0	94	39	1	10	124	6.9
	Conf-Only	8-4	144:09	18.0	14-36	.389	6-17	.353	0-1	.000	2	13	15	1.9	8	0	27	16	0	3	34	4.3
15	GEALER, Benny	32-1	573:08	17.9	47-130	.362	26-78	.333	15-18	.833	6	45	51	1.6	57	1	73	27	1	20	135	4.2
	Conf-Only	20-1	361:13	18.1	27-79	.342	14-46	.304	14-16	.875	1	18	19	1.0	32	0	41	17	1	13	82	4.1
10	MURRELL, Max	17-2	249:33	14.7	15-41	.366	7-23	.304	8-11	.727	10	26	36	2.1	24	0	10	8	16	7	45	2.6
	Conf-Only	5-1	70:19	14.1	4-9	.444	1-5	.200	2-3	.667	3	5	8	1.6	7	0	0	3	3	2	11	2.2
22	KEEFE, James	31-1	305:21	9.8	30-56	.536	0-0	.000	15-35	.429	20	52	72	2.3	40	0	15	12	5	10	75	2.4
	Conf-Only	20-1	179:30	9.0	12-33	.364	0-0	.000	5-15	.333	8	26	34	1.7	26	0	8	6	2	6	29	1.5
11	AGARWAL, Ryan	5-0	51:56	10.4	5-15	.333	1-11	.091	1-1	1.000	0	2	2	0.4	9	1	1	0	0	3	12	2.4
	Conf-Only	0-0	0:00	0.0	0-0	.000	0-0	0	0-0	.000	0	0	0	0.0	0	0	0	0	0	0	0	0.0
4	YUAN, Roy	5-0	06:09	1.2	2-3	.667	2-2	1.000	2-2	1.000	0	0	0	0.0	0	0	0	0	0	0	8	1.6
	Conf-Only	2-0	03:44	1.9	1-2	.500	1-1	1.000	2-2	1.000	0	0	0	0.0	0	0	0	0	0	0	5	2.5
24	THOMPSON, Jaylen	5-0	07:56	1.6	2-2	1.000	1-1	1.000	0-0	.000	0	0	0	0.0	3	0	0	0	0	0	5	1.0
	Conf-Only	0-0	0:00	0.0	0-0	.000	0-0	0	0-0	.000	0	0	0	0.0	0	0	0	0	0	0	0	0.0
25	GIL-SILVA, Josue	3-0	04:48	1.6	1-2	.500	0-0	.000	0-0	.000	0	1	1	0.3	1	0	1	1	0	1	2	0.7
	Conf-Only	3-0	04:48	1.6	1-2	.500	0-0	.000	0-0	.000	0	1	1	0.3	1	0	1	1	0	1	2	0.7
	Total	32	6500		882-1886	.468	286-774	.370	393-540	.728	248	849	1097	34.3	490	10	515	410	99	176	2443	76.3
	Conf-Only	20	4025		538-1155	.466	188-477	.394	246-328	.750	147	512	659	33.0	305	6	313	261	62	99	1510	75.5
	Opponents	32	6500		913-2020	.452	271-759	.357	350-511	.685	319	821	1140	35.6	529	12	420	358	88	222	2447	76.5
	Conf-Only	20	4025		574-1236	.464	170-467	.364	228-338	.675	192	502	694	34.7	322	6	262	222	63	143	1546	77.3

Date	Opponent	STAN AP	Opp USA	W/L	Score/Time	FG	FG%	3-Pt	3-Pt	FT	FT%	FG	FG%	3-Pt	3-Pt	FT	FT%	Reb	TO
11/6	CSUN			W	88-79	30-69	.435	9-28	.321	19-25	.760	34-71	.479	5-15	.333	6-10	.600	+3	10/13
11/10	Sacramento State			W	91-73	39-70	.557	8-19	.421	5-5	1.000	26-68	.382	10-34	.294	11-16	.688	-12	4/13
11/14	Santa Clara			L	77-89	29-67	.433	8-24	.333	11-13	.846	33-72	.458	13-28	.464	10-10	1.000	-9	12/10
11/17	Eastern Washington			W	95-70	34-62	.548	12-25	.480	15-23	.652	23-55	.418	13-29	.448	11-22	.500	+11	12/16
11/22	vs Arkansas ¹	20	rv	L	74-77	26-65	.400	9-30	.300	13-24	.542	23-76	.303	5-19	.263	26-33	.788	-6	19/13
11/23	vs Michigan ¹			L	78-83	31-62	.500	12-27	.444	4-4	1.000	32-54	.593	8-18	.444	11-16	.688	-2	13/13
11/24	vs Northern Iowa ¹			L	51-73	19-52	.365	5-26	.192	8-13	.615	31-68	.456	6-19	.316	5-7	.714	-8	14/10
12/3	San Diego			W	88-64	31-58	.534	11-30	.367	15-21	.714	25-62	.403	6-21	.286	8-10	.800	0	13/16
12/17	Idaho			W	82-64	31-55	.564	10-23	.435	10-15	.667	26-66	.394	6-25	.240	6-7	.857	+16	14/5
12/21	at San Diego State			L	60-74	20-49	.408	3-20	.150	17-19	.895	27-60	.450	8-27	.296	12-19	.632	-1	16/14
12/29	Arizona State			L	73-76	30-63	.476	10-24	.417	3-7	.429	29-63	.460	10-32	.313	8-14	.571	+8	13/9
12/31	Arizona	4	4	W	100-82	36-62	.581	16-25	.640	12-14	.857	32-73	.438	7-26	.269	11-15	.733	+1	14/8
1/3	at UCLA			W	59-53	18-50	.360	6-20	.300	17-21	.810	19-58	.328	3-13	.231	12-15	.778	-6	14/16
1/6	at USC			L	79-93	29-55	.527	13-22	.591	8-10	.800	32-67	.478	14-25	.560	15-24	.625	-3	18/18
1/11	at Oregon State			W	OT 88-84	32-61	.525	8-20	.400	16-25	.640	31-61	.508	8-18	.444	14-20	.700	+1	14/17
1/14	Utah			W	79-73	25-61	.410	10-26	.385	19-26	.731	28-63	.444	13-32	.406	4-12	.333	+5	5/6
1/18	Washington State			L	75-89	27-52	.519	8-14	.571	13-15	.867	38-70	.543	7-20	.350	6-11	.545	-6	17/9
1/20	Washington			W	90-80	28-55	.509	13-24	.542	21-27	.778	29-60	.483	7-21	.333	15-17	.882	+3	11/10
1/26	at Cal			L	71-73	23-58	.397	7-24	.292	18-22	.818	25-61	.410	5-21	.238	18-27	.667	0	12/9
2/1	at Arizona State			W	71-62	25-58	.431	8-27	.296	13-17	.765	23-60	.383	8-32	.250	8-13	.615	+12	14/11
2/4	at Arizona	11	12	L	71-82	26-68	.382	14-33	.424	5-6	.833	31-65	.477	6-18	.333	14-18	.813	-6	13/12
2/7	UCLA			L	74-82	28-53	.528	4-17	.235	14-17	.824	24-53	.453	11-25	.440	23-30	.767	+2	15/10
2/10	USC			W	99-68	36-64	.563	19-38	.500	8-10	.800	26-58	.448	6-20	.300	10-21	.476	+16	16/12
2/15	at Washington			L	65-85	24-60	.400	8-27	.296	9-10	.900	36-67	.537	9-23	.391	4-7	.571	-2	17/12
2/17	at Washington State			L	59-72	22-51	.431	6-18	.333	9-10	.900	25-53	.472	9-23	.391	13-16	.813	-16	12/13
2/22	Oregon			L	65-78	24-59	.407	8-27	.296	9-12	.750	31-62	.500	12-25	.480	4-5	.800	-7	10/10
2/24	Oregon State			L	73-85	25-54	.463	7-24	.292	16-24	.667	29-55	.527	8-20	.400	19-23	.826	-17	11/14
2/29	at Utah			L	68-90	28-57	.491	4-15	.267	8-13	.615	32-65	.492	12-28	.429	14-22	.636	-11	12/9
3/3	at Colorado			L	71-81	25-57	.439	7-28	.250	14-20	.700	33-62	.532	11-25	.440	4-9	.444	-11	8/12
3/7	Cal			W	80-58	27-57	.474	12-24	.500	14-22	.636	21-60	.350	4-20	.200	12-19	.632	+1	15/17
3/13	vs. Cal ²			W	OT 87-76	29-68	.426	5-24	.208	24-36	.667	28-71	.394	14-35	.400	6-9	.667	+14	11/13
3/14	vs. Washington State ²	22	25	L	62-79	25-54	.463	6-21	.286	6-14	.429	31-61	.508	7-22	.318	10-14	.714	-14	11/11

¹Battle 4 Atlantics, Paradise Island, Bahamas; ²Pac-12 Tournament, Las Vegas, Nev.



KYLE SMITH

*Head Coach
First Season at Stanford
Hamilton '92*

■ Kyle Smith was announced as the Anne and Tony Joseph Director of Men's Basketball on March 25, 2024, and begins his first season at Stanford in 2024-25.

■ Smith heads to The Farm following a successful five-year stint at Washington State, where he went 94-71 overall, including a 25-10 mark and second-place finish in the Pac-12 in 2023-24. Smith holds a 258-193 career record across 14 seasons as a head coach, including six seasons at Columbia and three at San Francisco. Additionally, he spent 18 years as an assistant coach with stretches at Saint Mary's (2001-10), Air Force (2000-01) and San Diego (1992-2000).

■ The 2024 John R. Wooden Pac-12 Coach of the Year, Smith led the Cougars to a No. 7 seed in the NCAA Tournament, advancing to the round of 32 with a victory over Drake in the opening round, while the postseason event was the seventh for Smith as a head coach and third with Washington State. The Cougars also reached the NIT semifinals in 2022 and earned a bid for a second consecutive season in 2023.

KYLE SMITH YEAR BY YEAR

Year	School	Conf.	Overall	Conf. W-L	Conf. Finish	Post-Season
2010-11	Columbia	Ivy	15-13	6-8	5th	-
2011-12	Columbia	Ivy	15-15	4-10	6th	-
2012-13	Columbia	Ivy	12-16	4-10	8th	-
2013-14	Columbia	Ivy	21-13	8-6	3rd	CIT 2-1
2014-15	Columbia	Ivy	13-15	5-9	t5th	-
2015-16	Columbia	Ivy	25-10	10-4	3rd	CIT 4-0
2016-17	San Francisco	WCC	20-13	10-8	t4th	CBI 0-1
2017-18	San Francisco	WCC	22-17	9-9	t4th	CBI 4-2
2018-19	San Francisco	WCC	14-18	5-11	8th	-
2019-20	Washington State	Pac-12	16-16	6-12	11th	-
2020-21	Washington State	Pac-12	14-13	7-12	10th	-
2021-22	Washington State	Pac-12	22-15	11-9	t5th	NIT 3-1
2022-23	Washington State	Pac-12	17-17	11-9	t5th	NIT 0-1
2023-24	Washington State	Pac-12	25-10	14-6	2nd	NCAA 1-1

SMITH CAREER TOTALS

School	Years		Overall W-L	Overall Pct.	Conf. W-L	Conf. Pct.	ACC Tournament W-L	ACC Tournament Pct.	NCAA Tournament W-L	NCAA Tournament Pct.	NIT Games W-L	NIT Games Pct.
Columbia	(6)	2011-2016	101-82	.552	37-47	.440	-	-	-	-	-	-
San Francisco	(3)	2017-2019	63-40	.612	28-24	.538	-	-	-	-	-	-
Washington State	(5)	2020-2024	94-71	.570	49-48	.505	-	-	1-1	.500	3-2	.600
Totals	(14)	2011-2024	258-193	.572	114-119	.489	-	-	1-1	.500	3-2	.600

STANFORD COACHING RECORDS

Career Records					NCAA Tournament				
	Years	W	L	Pct.	No.	W	L	Pct.	
1. Harry Maloney	(2) 1913-1915	11	10	.524	1. Everett Dean	(1)	3	0	1.000
2. E.C. "Squire" Behrens	(1) 1916	2	9	.182	2. Johnny Dawkins	(1)	2	1	.667
3. Russell Wilson	(2) 1917-1918	19	12	.613	3. Mike Montgomery	(12)	16	12	.571
4. M.C. (Bob) Evans	(2) 1919-1920	21	6	.778	4. Trent Johnson	(3)	2	3	.400
5. Walter Powell	(1) 1921	15	3	.833	NIT				
6. C.E. Van Gent	(1) 1922	8	7	.533		No.	W	L	Pct.
7. Andy Kerr	(4) 1923-1926	42	18	.700	1. Johnny Dawkins	(3)	11	1	.916
8. E.P. (Husky) Hunt	(4) 1927-1930	40	37	.519	2. Mike Montgomery	(4)	6	3	.667
9. John W. Bunn	(8) 1931-1938	108	83	.565	3. Trent Johnson	(1)	1	1	.500
10. Everett S. Dean	(11) 1939-1951	167	120	.582	Jerod Haase	(1)	1	1	.500
11. Robert W. Burnett	(3) 1952-1954	38	36	.514					
12. Howard Dallmer	(21) 1955-1975	256	264	.492					
13. Dick DiBiaso	(7) 1976-1982	70	118	.372					
14. Tom Davis	(4) 1982-1986	58	59	.496					
15. Mike Montgomery	(18) 1987-2004	393	167	.702					
16. Trent Johnson	(4) 2004-2008	80	48	.625					
17. Johnny Dawkins	(8) 2009-2016	156	115	.576					
18. Jerod Haase	(8) 2017-2024	126	127	.498					

2024-25 SCHEDULE

Date	Opponent	TV	Time
11/4	Le Moyne	ACCNX	7 PM
11/12	Colgate	ACCNX	7 PM
11/16	Youngstown State	ACCNX	2 PM
11/21	vs. Texas ¹	ESPN2	7 PM
11/22	vs. Texas Tech/St. Joe's ¹	ESPNU	7/9 PM
11/27	Cornell	ACCNX	7 PM
12/3	at Tennessee ²	ESPN2	7/7:30 PM
12/7	at Notre Dame	The CW	Noon
12/10	Albany	ESPN2	7 PM
12/14	Georgetown	ACCN	2:30 PM
12/21	vs. Maryland ³	ESPN2	Noon
12/28	Bucknell	The CW	2 PM
12/31	Wake Forest	ESPN2	2 PM
1/4	at Florida State	ACCN	6 PM
1/7	Georgia Tech	ACCN	7 PM
1/11	at Boston College	The CW	3 PM
1/14	Louisville	ACCN	7 PM
1/18	Notre Dame	ACCN	4 PM
1/22	at Clemson	ACCN	7 PM
1/25	Pitt	ESPN2/U	Noon
1/29	at Stanford	ESPN2/U	11 PM
2/1	at California	ESPN2	10 PM
2/5	Duke	ESPN2	7 PM
2/8	Boston College	The CW	3:15 PM
2/11	at Miami	ACCN	7 PM
2/15	North Carolina	ESPN	6 PM
2/18	at Pitt	ACCN	7 PM
2/26	NC State	ESPN2/U	7 PM
3/1	at Virginia Tech	The CW	Noon
3/4	at SMU	ESPN2/U	9 PM
3/8	Virginia	ACCN	8 PM

¹Legends Classic, Brooklyn, N.Y.

²SEC/ACC Challenge

³Gotham Classic, Brooklyn, N.Y.

Schedule as of Oct. 23, 2024; all times Eastern

QUICK FACTS

Location: Syracuse, New York

Founded: 1870

Enrollment: 22,698

Colors: Orange

President: Kent Syverud

Athletics Director: John Wildhack

Arena: Carrier Dome (35,446)

MEDIA SERVICES

Men's Basketball Contact: Pete Moore

Office Phone: 315-443-2080

E-mail: pimmoore@syr.edu

Website: Cuse.com

Twitter: @Cuse_MBB

2024-25 ROSTER

No.	Player	Pos.	Ht.	Wt.	Cl.	Hometown/High School/Previous School
0	Kyle Cuffe Jr.	G	6-2	188	Jr.	Harlem, N.Y./Blair Academy
1	Donnie Freeman	F	6-9	205	Fr.	Washington D.C./St. John's College/IMG Academy
2	J.J. Starling	G	6-4	206	Jr.	Baldwinsville, N.Y./Baldwinsville/La Lumiere School, Ind.
3	Lucas Taylor	G	6-5	200	Sr.	Raleigh, N.C./Heritage
4	Chris Bell	F	6-7	192	Jr.	Concord, Calif./De La Salle H.S./Wasatch Academy (Utah)
5	Jaquan Carlos	G	6-0	180	Sr.	Brooklyn, N.Y./Thomas Jefferson
6	Petar Majstorovic	F	6-8	215	Fr.	Haguenau, France
8	Elijah Moore	G	6-4	176	Fr.	Bronx, N.Y./Cardinal Hayes/Our Savior Lutheran
10	Naheem McLeod	C	7-4	265	Sr.	Philadelphia, Pa./Plymouth Whitemarsh
11	Chance Westry	G	6-6	205	So.	Harrisburg, Pa./AZ Compass Press School/Sierra Canyon School, Calif./Trinity, Pa.
12	Anthony Clayton	G	6-0	180	Sr.	Albany, N.Y./Avon Old Farms (Conn.)
13	Jyare Davis	F	6-7	220	Sr.	Newark, Del./Sanford
24	Noah Lobdell	G	6-0	140	Fr.	Syracuse, N.Y./Faith Heritage
30	Chaz Owens	F	6-5	205	Gr.	Blue Bell, Pa./Wissahickon/The Shipley School/Scotland Campus
34	Chris Gatty	G	6-2	175	So.	Katonah, N.Y./The Master's School
44	Eddie Lampkin Jr.	C	6-11	265	Gr.	Houston, Tex./Morton Ranch

Head Coach: Adrian Autry (Syracuse '94)

Assistant Coach: Dan Engelstad (St. Marys Md. '07)

Assistant Coach: Allen Griffin (Syracuse '01)

Assistant Coach: Brenden Straughn (Hood '12)



2023-24 FINAL STATISTICS (20-12, 11-9/T5TH ACC)

#	PLAYER	GP-GS	MIN	AVG	TOTAL		3-POINT		F-THROW		REBOUNDS				PF	DQ	A	TO	BLK	STL	PTS	AVG
3	MINTZ, Judah	32-31	1083:52	33.9	188-429	.438	24-85	.282	202-264	.765	15	88	103	3.2	70	2	142	94	4	67	602	18.8
	ACC-Only	20-19	709:39	35.5	111-262	.424	10-47	.213	117-156	.750	9	54	63	3.2	41	1	95	56	1	39	349	17.5
2	STARLING, JJ	32-32	1101:41	34.4	171-373	.458	44-136	.324	40-56	.714	20	83	103	3.2	42	0	60	55	6	27	426	13.3
	ACC-Only	20-20	685:22	34.3	114-236	.483	36-100	.360	24-32	.750	7	45	52	2.6	27	0	24	30	3	16	288	14.4
4	BELL, Chris	32-32	864:46	27.0	134-309	.434	84-200	.420	32-38	.842	6	69	75	2.3	58	1	21	26	22	18	384	12.0
	ACC-Only	20-20	559:14	28.0	79-176	.449	52-120	.433	30-33	.909	3	48	51	2.6	36	0	13	16	15	12	240	12.0
24	COPELAND, Quadir	32-1	715:52	22.4	107-224	.478	11-44	.250	82-120	.683	40	108	148	4.6	75	3	89	64	6	47	307	9.6
	ACC-Only	20-1	476:31	23.8	71-154	.461	10-30	.333	65-95	.684	25	59	84	4.2	52	3	55	38	3	34	217	10.9
1	BROWN, Maliq	32-18	948:16	29.6	127-182	.698	7-19	.368	44-61	.721	75	155	230	7.2	97	2	59	41	29	71	305	9.5
	ACC-Only	20-17	668:06	33.4	85-127	.669	5-14	.357	34-49	.694	45	113	158	7.9	65	2	47	28	19	44	209	10.5
13	WILLIAMS, Benny	18-0	306:60	17.1	38-95	.400	7-34	.206	14-26	.538	16	55	71	3.9	34	0	22	21	16	17	97	5.4
	ACC-Only	11-0	214:24	19.5	25-66	.379	3-21	.143	13-24	.542	14	38	52	4.7	24	0	14	13	11	13	66	6.0
5	TAYLOR, Justin	32-32	741:51	23.2	57-162	.352	25-83	.301	20-31	.645	12	115	127	4.0	38	0	31	27	8	23	159	5.0
	ACC-Only	20-20	404:47	20.2	25-70	.357	6-31	.194	15-24	.625	9	50	59	3.0	19	0	13	16	4	13	71	3.6
10	MCLEOD, Naheem	14-14	203:55	14.6	19-32	.594	0-0	.000	16-23	.696	30	30	60	4.3	11	0	1	6	27	3	54	3.9
	ACC-Only	3-3	31:47	10.6	2-3	.667	0-0	.000	4-4	1.000	0	5	5	1.7	3	0	0	3	5	1	8	2.7
0	CUFFE, JR., Kyle	29-0	311:31	10.7	35-86	.407	16-47	.340	6-13	.462	10	20	30	1.0	43	1	15	16	6	14	92	3.2
	ACC-Only	17-0	161:52	9.5	17-42	.405	7-23	.304	5-11	.455	7	7	14	0.8	21	0	8	7	1	5	46	2.7
14	RUFFIN, Niko	2-0	03:59	2.0	1-2	.500	1-2	.500	0-0	.000	0	1	1	0.5	0	0	0	0	0	0	3	1.5
	ACC-Only	1-0	01:39	1.7	0-1	.000	0-1	.000	0-0	.000	0	1	1	1.0	0	0	0	0	0	0	0	0.0
23	CAREY, Peter	14-0	70:22	5.0	4-14	.286	0-0	.000	1-2	.500	3	9	12	0.9	18	0	1	0	2	3	9	0.6
	ACC-Only	9-0	56:51	6.3	3-11	.273	0-0	.000	1-2	.500	2	6	8	0.9	16	0	1	0	2	3	7	0.8
55	HIMA, Mounir	13-0	42:56	3.3	2-3	.667	0-0	.000	0-0	.000	2	4	6	0.5	7	0	1	1	3	0	4	0.3
	ACC-Only	10-0	28:08	2.8	0-1	.000	0-0	.000	0-0	.000	0	3	3	0.3	6	0	0	1	2	0	0	0.0
12	CLAYTON, Anthony	2-0	03:59	2.0	0-4	.000	0-1	.000	0-0	.000	0	0	0	0.0	0	0	0	0	0	0	0	0.0
	ACC-Only	1-0	01:39	1.7	0-1	.000	0-0	.000	0-0	.000	0	0	0	0.0	0	0	0	0	0	0	0	0.0
	Total	32	6400		883-1915	.461	219-651	.336	457-634	.721	277	787	1064	33.3	493	9	442	364	129	290	2442	76.3
	ACC-Only	20	4000		532-1150	.463	129-387	.333	308-430	.716	147	458	605	30.3	310	6	270	211	66	180	1501	75.1
	Opponents	32	6400		899-1964	.458	250-732	.342	372-511	.728	360	843	1203	37.6	512	9	456	463	93	200	2420	75.6
	ACC-Only	20	4000		589-1205	.489	170-443	.384	231-307	.752	204	533	737	36.9	333	6	298	279	64	114	1579	79.0

						SYRACUSE						OPPONENTS								
Date	Opponent	SU		Opp	W/L	Score/ Time			3-Pt	3-Pt	FT	FT%			3-Pt	3-Pt	FT	FT%	Reb	TO
		AP	USA				FG	FG%	FG	FG%			FG	FG%						
11/6	New Hampshire				W	83-72	28-67	.418	5-21	.238	22-27	.815	25-68	.368	8-31	.258	14-19	.737	+6	11/16
11/8	Canisius				W	89-77	35-65	.538	7-19	.368	12-19	.632	31-64	.484	10-22	.455	5-17	.294	0	10/12
11/14	Colgate				W	79-75	27-67	.403	9-32	.281	16-20	.800	29-60	.483	9-24	.375	8-13	.615	-12	7/19
11/20	vs Tennessee ¹	7	8	L	56-73	21-60	.350	6-20	.300	8-17	.471		24-60	.400	5-14	.357	20-27	.741	-15	15/16
11/21	at Gonzaga ¹	11	10	L	57-76	23-64	.359	3-24	.125	8-10	.800		30-64	.469	7-20	.350	9-12	.750	-20	13/18
11/22	at Chaminade ¹				W	105-56	44-78	.564	12-30	.400	5-7	.714	21-70	.300	7-31	.226	7-8	.875	+25	10/13
11/28	LSU ²				W	80-57	25-63	.397	11-21	.524	19-23	.826	24-61	.393	2-22	.091	7-10	.700	+7	15/19
12/2	at Virginia		rv	rv	L	62-84	22-54	.407	5-20	.250	13-19	.684	30-55	.545	12-21	.571	12-15	.800	-6	14/10
12/5	Cornell				W	81-70	29-68	.426	13-32	.406	10-14	.714	26-65	.400	9-33	.273	9-17	.529	+3	12/15
12/9	at Georgetown				W	80-68	29-54	.537	5-11	.455	17-23	.739	25-59	.424	5-26	.192	13-20	.650	+2	14/14
12/17	vs Oregon ³				W	83-63	30-53	.566	5-12	.417	18-25	.720	22-61	.361	4-27	.148	15-22	.682	+5	19/19
12/21	Niagara				W	83-71	33-68	.485	8-22	.364	9-13	.692	25-61	.410	7-19	.368	14-15	.933	+1	8/13
12/30	Pittsburgh				W	81-73	27-57	.474	3-17	.176	24-30	.800	26-62	.419	10-25	.400	11-24	.458	+1	13/15
1/2	at Duke		14	13	L	66-86	24-55	.436	4-16	.250	14-17	.824	31-59	.525	8-17	.471	16-18	.889	+1	17/11
1/10	Boston College				W	69-59	23-61	.377	6-21	.286	17-23	.739	24-62	.387	8-29	.276	3-4	.750	-6	8/22
1/13	at North Carolina	7	7	L	67-103	23-63	.365	4-19	.211	17-21	.810		37-77	.481	7-26	.269	22-27	.815	-23	17/14
1/16	at Pitt				W	69-58	25-53	.472	10-17	.588	9-13	.692	23-65	.354	5-26	.192	7-11	.636	-4	9/10
1/20	Miami				W	72-69	25-63	.397	12-32	.375	10-15	.667	29-59	.492	8-23	.348	3-5	.600	+3	8/12
1/23	Florida State				L	69-85	23-52	.442	1-14	.071	22-33	.667	32-65	.492	6-17	.353	15-20	.750	+3	16/9
1/27	NC State				W	77-65	25-56	.446	7-18	.389	20-32	.625	24-67	.358	8-25	.320	9-11	.818	-1	9/14
1/30	at Boston College				L	75-80	30-64	.469	8-23	.348	7-14	.500	30-50	.600	10-20	.500	10-17	.588	-10	11/21
2/3	at Wake Forest				L	70-99	25-62	.403	7-27	.259	13-19	.684	35-53	.660	12-19	.632	17-24	.708	-13	10/14
2/7	Louisville				W	94-92	31-51	.608	10-22	.455	22-33	.667	35-65	.538	11-25	.440	11-15	.733	-19	10/17
2/10	Clemson				L	68-77	25-64	.391	7-23	.304	11-15	.733	31-51	.608	6-14	.429	9-13	.692	-17	8/21
2/13	North Carolina	7	5	W	86-79	30-48	.625	8-17	.471	18-25	.720		29-61	.475	12-27	.444	9-11	.818	-8	8/11
2/17	at Georgia Tech				L	60-65	22-60	.367	4-25	.160	12-17	.706	24-61	.393	7-25	.280	10-12	.833	-21	7/17
2/20	at NC State				W	87-83	30-59	.508	9-17	.529	18-19	.947	26-57	.456	7-18	.389	24-29	.828	-1	11/11
2/24	Notre Dame				W	88-85	34-64	.531	7-16	.438	13-18	.722	32-52	.615	12-21	.571	9-12	.750	-5	7/17
2/27	Virginia Tech				W	84-71	34-60	.567	4-13	.308	12-12	1.000	31-63	.492	6-20	.300	3-3	1.000	+4	7/10
3/2	at Louisville				W	82-76	26-45	.578	5-8	.625	25-39	.641	28-64	.438	4-19	.211	16-20	.800	-3	14/13
3/5	at Clemson				L	75-90	28-59	.475	8-22	.364	11-16	.688	32-57	.561	11-26	.423	15-16	.938	-7	7/10
3/13	vs NC State ⁴				L	65-83	27-58	.466	6-19	.316	5-6	.833	28-66	.424	7-20	.350	20-24	.833	-9	19/10



ADRIAN AUTRY

*Head Coach
Second Season at Syracuse
Syracuse '94*

ADRIAN AUTRY YEAR BY YEAR

Year	School	Conf.	Overall	Conf. W-L	Conf. Finish	Post-Season
2023-24	Syracuse	ACC	20-12	11-9	5th	-

■ Adrian Autry was named head coach at Syracuse University following the completion of the 2022-23 season. He was selected to replace his mentor, Hall of Fame coach Jim Boeheim, who held the post for 47 years.

■ Autry had a stellar first season, guiding the Orange to a 20-12 overall record and an 11-9 mark in the ACC. Syracuse reached 20 wins and 11 conference triumphs for the first time since 2013-14. Autry ranked fifth among 2023-24 first-year Division I coaches in victories and was a finalist for the Joe B. Hall Award.

■ Autry had returned to his alma mater when he was named an assistant coach prior to the 2011-12 season. In March of 2017, Autry was promoted to associate head coach. While at Syracuse he has tutored eventual NBA draft picks Jerami Grant, Tyler Lydon and Chris McCullough. Grant (Portland) and Oshae Brissett (Indiana) have developed into NBA roster mainstays.

■ Autry has coached the Syracuse forwards and recruited all positions for the Orange. Syracuse has played in the NCAA Tournament in seven of his 12 campaigns as an assistant, including Final Four trips in 2013 and 2016. In November 2016, Autry was honored as a Syracuse Letterwinner of Distinction and in 2017 he received the prestigious Vic Hanson Award from the Hardwood Club.

■ A product of St. Nicholas of Tolentine in the Bronx, Autry was a McDonald's All-American in 1990. He earned first-team All-New York City three times and played on the 1988 New York City and New York State championship squads. Autry started 116-of-121 games in four seasons with the Orange, a stretch that began in 1990 and ended in 1994. Autry still ranks fifth in career assists (631) and sixth in career steals (217) at Syracuse. The Orange earned NCAA Tournament invitations in 1990-91, 1991-92 and 1993-94.

■ Autry had a successful professional basketball career, primarily in European leagues. He played for teams in Belgium, France, Germany, Italy, Poland, Russia, Turkey and Venezuela. Autry also had stints in the United States Basketball League (USBL).

AUTRY CAREER TOTALS

School	Years		Overall W-L	Pct.	Conf. W-L	Games Pct.	ACC Tournament W-L	Pct.	NCAA Tournament W-L	Pct.	NIT Games W-L	Pct.
Syracuse	(1)	2023-2024	20-12	.625	11-9	.550	0-1	.000	-	-	-	-
Totals	(1)	2023-2024	20-12	.625	11-9	.550	0-1	.000	-	-	-	-

SYRACUSE COACHING RECORDS

Career Records	Years	W	L	Pct.
1. No Coach	(3) 1901-1903	6	13	.316
2. John A.R. Scott	(8) 1904-1911	64	54	.542
3. Edmund Dollard	(13) 1912-1924	151	59	.719
4. Lewis Andreas	(26) 1925-1950	358	135	.726
5. Marc Guley	(12) 1951-1962	136	129	.513
6. Fred Lewis	(6) 1963-1968	91	57	.615
7. Roy Donforth	(8) 1969-1976	148	71	.676
8. Jim Boeheim	(47) 1977-2023	1015	441	.697
9. Adrian Autry	(1) 2024	20	12	.625

ACC Games Only	Years	W	L	Pct.
1. Adrian Autry	(1) 2024	11	9	.550
2. Jim Boeheim	(10) 2014-2023	105	92	.533

ACC Tournament	Years	W	L	Pct.
1. Jim Boeheim	(9) 2014, 16-23	5	8	.385
2. Adrian Autry	(1) 2024	0	1	.000

NCAA Tournament	No.	W	L	Pct.
1. Marc Guley	(1)	2	1	.667
2. Jim Boeheim	(35)	58	34	.630
3. Roy Donforth	(4)	5	5	.500
Fred Lewis	(1)	1	1	.500

NIT	No.	W	L	Pct.
1. Jim Boeheim	(6)	12	7	.632
2. Lewis Andreas	(2)	1	2	.333
3. Roy Donforth	(3)	1	3	.333
4. Fred Lewis	(1)	0	1	.000

Year	Head Coach	Overall	Conf.	Finish	Conf. Trn	Non Conf.	Post-Season	Final AP	Final Coach	All-Conf.	All-Am.	NBA Draft	PPG Offense	FG%	FT%	PPG Defense	Opp. FG%	Reb. Mar.
1954	Marc Guley	10-9	-	-	-	10-9	-	-	-	-	-	1	76.5	-	.634	76.5	-	-
1955	Marc Guley	10-11	-	-	-	10-11	-	-	-	-	-	-	79.9	-	.642	74.4	-	-
1956	Marc Guley	14-8	-	-	-	14-8	-	-	-	-	-	-	76.4	-	.607	79.3	-	-
1957	Marc Guley	18-7	-	-	-	18-7	NCAA 2-1	-	-	-	1	3	78.8	.415	.671	70.1	.374	+5.3
1958	Marc Guley	11-10	-	-	-	11-10	-	-	-	-	-	-	65.6	.390	.647	62.7	.364	-
1959	Marc Guley	14-9	-	-	-	14-9	-	-	-	-	-	1	75.0	.451	.681	70.7	.391	+2.0
1960	Marc Guley	13-8	-	-	-	13-8	-	-	-	-	-	-	76.4	.432	.700	73.1	.416	-5.0
1961	Marc Guley	4-19	-	-	-	4-19	-	-	-	-	-	1	69.0	.380	.673	80.6	.430	-6.2
1962	Marc Guley	2-22	-	-	-	2-22	-	-	-	-	-	-	61.8	.350	.680	79.3	.420	-11.0
1963	Fred Lewis	8-13	-	-	-	8-13	-	-	-	-	-	-	62.0	.396	.650	68.1	.395	-4.4
1964	Fred Lewis	17-8	-	-	-	17-8	NIT 0-1	-	-	-	-	-	83.1	.469	.700	74.7	.424	+6.6
1965	Fred Lewis	13-10	-	-	-	13-10	-	-	-	-	1	-	82.5	.464	.704	76.6	.416	+11.4
1966	Fred Lewis	22-6	-	-	-	22-6	NCAA 1-1	-	16	-	1	1	99.0	.498	.712	82.5	.420	+6.6
1967	Fred Lewis	20-6	-	-	-	20-6	NIT 0-1	-	-	-	3	2	82.9	.447	.723	75.0	.449	+1.0
1968	Fred Lewis	11-14	-	-	-	11-14	-	-	-	-	-	1	79.0	.432	.747	79.2	.464	+5.4
1969	Roy Danforth	9-16	-	-	-	9-16	-	-	-	-	-	-	75.9	.423	.694	82.0	.442	-1.3
1970	Roy Danforth	12-12	-	-	-	12-12	-	-	-	-	-	-	86.5	.470	.569	85.8	.438	+5.1
1971	Roy Danforth	19-7	-	-	-	19-7	NIT 0-1	-	-	-	1	1	83.0	.482	.686	75.8	.409	+3.5
1972	Roy Danforth	22-6	-	-	-	22-6	NIT 1-1	-	-	-	1	1	87.4	.469	.747	81.3	.456	-0.8
1973	Roy Danforth	24-5	-	-	-	24-5	NCAA 2-1	14	14	-	1	1	79.9	.476	.699	72.5	.456	-1.1
1974	Roy Danforth	19-7	-	-	-	19-7	NCAA 0-1	-	-	-	1	2	80.7	.469	.638	70.6	.423	+5.7
1975	Roy Danforth	23-9	-	-	-	23-9	NCAA 3-2	6	-	-	2	2	82.1	.488	.671	74.1	.452	+1.1
1976	Roy Danforth	20-9	-	-	-	20-9	NCAA 1-1	-	-	-	-	-	79.3	.465	.635	74.3	.456	-0.6
1977	Jim Boeheim	26-4	-	-	-	26-4	NCAA 1-1	6	9	-	-	-	86.9	.483	.675	70.2	.421	+7.4
1978	Jim Boeheim	22-6	-	-	-	22-6	NCAA 0-1	-	-	-	-	-	87.8	.501	.675	71.5	.438	+7.2
1979	Jim Boeheim	26-4	-	-	-	26-4	NCAA 1-1	8	10	-	1	1	88.7	.534	.712	71.5	.437	+9.3

Member of the Big East Conference

1980	Jim Boeheim	26-4	5-1	(T1)	1-1	20-2	NCAA 1-1	6	6	2	2	2	85.8	.539	.719	70.4	.439	+4.3
1981	Jim Boeheim	22-12	6-8	(6)	3-0	13-4	NIT 4-1	-	-	2	1	3	77.3	.532	.749	71.8	.469	+0.5
1982	Jim Boeheim	16-13	7-7	(5)	0-1	9-5	NIT 1-1	-	-	2	1	-	79.2	.523	.711	75.8	.498	+2.5
1983	Jim Boeheim	21-10	9-7	(4)	1-1	11-2	NCAA 1-1	-	-	2	2	3	84.2	.529	.713	74.5	.460	+2.5
1984	Jim Boeheim	23-9	12-4	(2)	2-1	9-4	NCAA 1-1	18	116	2	2	1	78.5	.507	.751	72.2	.461	-0.9
1985	Jim Boeheim	22-9	9-7	(3)	1-1	12-1	NCAA 1-1	15	15	2	2	-	73.0	.499	.715	67.9	.462	+1.2
1986	Jim Boeheim	26-6	14-2	(T1)	2-1	10-3	NCAA 1-1	9	9	4	3	3	83.6	.527	.686	68.3	.430	+8.1
1987	Jim Boeheim	31-7	12-4	(T1)	2-1	17-2	NCAA 5-1	10	10	4	3	1	82.8	.516	.650	72.8	.432	+3.8
1988	Jim Boeheim	26-9	11-5	(2)	3-0	12-4	NCAA 1-1	9	9	3	3	1	84.7	.517	.600	70.5	.436	+7.1
1989	Jim Boeheim	30-8	10-6	(3)	2-1	18-1	NCAA 3-1	7	9	3	3	1	89.7	.543	.612	76.1	.448	+3.7
1990	Jim Boeheim	26-7	12-4	(T1)	2-1	12-2	NCAA 2-1	6	6	3	3	1	82.5	.481	.647	71.2	.424	+6.2
1991	Jim Boeheim	26-6	12-4	(1)	0-1	14-1	NCAA 0-1	7	8	2	1	2	83.8	.481	.645	74.4	.433	+4.1
1992	Jim Boeheim	22-10	10-8	(T5)	3-0	9-2	NCAA 1-1	21	20	2	1	1	74.5	.426	.685	70.6	.432	-3.2
1993	Jim Boeheim	20-9	10-8	(3)	2-1	8-0	-	-	-	2	1	1	79.4	.472	.686	73.8	.431	-1.1
1994	Jim Boeheim	23-7	13-5	(2)	0-1	10-1	NCAA 2-1	15	14	3	1	-	83.9	.477	.715	74.9	.413	+2.7
1995	Jim Boeheim	20-10	12-6	(3)	0-1	8-3	NCAA 1-1	25	17	2	1	1	82.4	.489	.622	73.4	.409	-0.3
1996	Jim Boeheim	29-9	12-6	(2BE7)	2-1	15-2	NCAA 5-1	15	3	1	1	1	76.2	.466	.705	68.6	.408	+1.0
1997	Jim Boeheim	19-13	9-9	(T4BE7)	1-1	9-3	NIT 0-1	-	-	2	-	-	74.9	.435	.642	69.0	.399	-1.1
1998	Jim Boeheim	26-9	12-6	(1BE7)	2-1	12-2	NCAA 2-1	21	13	2	-	-	70.9	.435	.676	67.0	.418	+1.3
1999	Jim Boeheim	21-12	10-8	(T4)	2-1	9-3	NCAA 0-1	-	-	2	-	-	72.3	.448	.663	63.2	.391	+4.4
2000	Jim Boeheim	26-6	13-3	(T1)	0-1	13-2	NCAA 2-1	16	12	3	1	2	75.0	.469	.705	63.5	.406	+3.8
2001	Jim Boeheim	25-9	10-6	(T2W)	2-1	13-2	NCAA 1-1	17	18	2	1	1	72.8	.436	.715	67.5	.409	-3.3
2002	Jim Boeheim	23-13	9-7	(T3W)	0-1	14-5	NIT 3-2	-	-	2	1	-	72.3	.446	.650	66.8	.399	-1.2
2003	Jim Boeheim	30-5	13-3	(T1W)	1-1	16-1	NCAA Champ	11	1	2	1	1	79.6	.475	.694	69.6	.390	+2.6
2004	Jim Boeheim	23-8	11-5	(T3)	0-1	12-2	NCAA 2-1	20	19	2	1	-	73.1	.464	.643	67.6	.402	+1.0
2005	Jim Boeheim	*12-7	2-5	--	3-0	--	NCAA 0-1	11	21	3	1	1	74.9	.484	.667	64.6	.390	+4.0
2006	Jim Boeheim	*0-12	0-9	--	0-4	--	NCAA 0-1	21	-	1	1	-	72.4	.438	.643	68.9	.398	+0.6
2007	Jim Boeheim	*2-11	0-6	--	0-1	--	NIT 0-1	-	-	2	1	1	75.6	.443	.695	68.0	.375	+1.1
2008	Jim Boeheim	21-14	9-9	(T8)	0-1	12-4	NIT 2-1	-	-	3	1	1	79.0	.481	.668	74.3	.423	+5.9
2009	Jim Boeheim	28-10	11-7	(6)	3-1	14-2	NCAA 2-1	13	12	1	1	1	80.2	.487	.645	71.7	.411	+2.6
2010	Jim Boeheim	30-5	15-3	(1)	0-1	15-1	NCAA 2-1	4	8	2	2	2	80.9	.516	.677	66.4	.398	+4.3
2011	Jim Boeheim	*20-8	10-6	--	1-1	--	NCAA 0-1	12	18	1	1	-	73.4	.472	.665	63.3	.394	+3.6
2012	Jim Boeheim	*0-3	0-1	--	0-1	--	NCAA 0-1	2	5	3	1	3	74.1	.467	.698	61.0	.385	-1.7
2013	Jim Boeheim	30-10	11-7	(T5)	3-1	16-2	NCAA 4-1	16	3	3	-	1	65.3	.415	.743	60.5	.391	+0.7

Member of Atlantic Coast Conference

2014	Jim Boeheim	28-6	14-4	(2)	0-1	15-1	NCAA 1-1	14	17	2	1	2	68.0	.437	.708	59.2	.410	+3.8
2015	Jim Boeheim	18-13	9-9	(8)	0-0	9-4	-	-	-	1	1	2	67.6	.430	.660	63.4	.405	1.5
2016	Jim Boeheim	23-14	9-9	(9)	0-1	12-2	NCAA 4-1	-	10	1	0	1	70.0	.425	.688	65.1	.412	-1.0
2017	Jim Boeheim	19-15	10-8	(T7)	0-1	9-6	-	-	-	1	0	1	71.1	.459	.738	71.1	.430	-1.0
2018	Jim Boeheim	23-14	8-10	(T10)	1-1	14-3	NCAA 3-1	-	-	1	0	0	66.6	.417	.736	63.8	.391	+3.8
2019	Jim Boeheim	20-14	10-8	(T6)	1-1	9-5	NCAA 0-1	-	-	1	0	0	69.7	.424	.685	66.1	.402	-2.3
2020^	Jim Boeheim	18-14	10-10	(T6)	1-0	8-4	n/a^	-	-	1	0	1	74.3	.435	.740	69.3	.406	-1.3
2021	Jim Boeheim	18-10	9-7	(8)	1-1	9-3	NCAA 2-1	-	25	1	0	0	74.8	.442	.782	70.1	.410	4.7
2022	Jim Boeheim	16-17	9-11	(9)	1-1	7-6	-	-	-	1	0	0	77.4	.451	.737	75.1	.426	-1.6
2023	Jim Boeheim	17-15	10-10	(9)	0-1	7-5	-	-	-	1	0	0	74.1	.463	.749	73.2	.465	1.8
2024	Adrian Autry	20-12	11-9	(T5)	0-1	9-3	-	-	-	1	0	0	76.3	.461	.721	75.6	.458	-4.3

^postseason canceled due to COVID-19 pandemic

2024-25 SCHEDULE

Date	Opponent	TV	Time
11/6	Campbell	ACCNX	7 PM
11/11	Coppin State	ACCNX	7 PM
11/15	vs. Villanova ¹	TNT	5 PM
11/21	vs. Tennessee ²	CBSSN	9:30 PM
11/22	vs. Baylor/St. John's ²	CBSSN	7/9:30 PM
11/26	Manhattan	ACCN	7 PM
11/29	Holy Cross	ACCNX	4 PM
12/4	at Florida ³	ESPN2	7:15 PM
12/7	at SMU	The CW	2:15 PM
12/12	Bethune Cookman	ACCN	7 PM
12/18	Memphis	ESPN2	7 PM
12/22	American	ACCN	2 PM
12/31	NC State	ESPN2	Noon
1/4	Louisville	ACCN	4 PM
1/8	at California	ESPN2/U	11 PM
1/11	at Stanford	ESPN2/U	4 PM
1/15	SMU	ACCN	9 PM
1/18	at Louisville	ESPN/2	TBD
1/21	Boston College	ACCN	7 PM
1/25	Notre Dame	ESPN2/U	6:30 PM
1/29	at Miami	ESPN2/U	7 PM
2/1	Virginia Tech	ACCN	4 PM
2/3	at Pitt	ESPN	7 PM
2/8	Georgia Tech	The CW	5:30 PM
2/15	at Virginia Tech	The CW	2 PM
2/17	Duke	ESPN	8 PM
2/22	at North Carolina	ESPN	4 PM
2/26	at Wake Forest	ESPN2/U	9 PM
3/1	Clemson	ESPN/2	Noon
3/4	Florida State	ACCN	9 PM
3/8	at Syracuse	ACCN	8 PM

¹Hall of Fame Series, Baltimore, Md.

²Baha Mar Championship, Nassau, Bahamas

³SEC/ACC Challenge

Schedule as of Oct. 23, 2024; all times Eastern

QUICK FACTS

Location: Charlottesville, Virginia

Founded: 1819

Enrollment: 23,721

Colors: Orange & Blue

President: Dr. James E. Ryan

Athletics Director: Carla Williams

Arena: John Paul Jones Arena (14,623)

MEDIA SERVICES

Men's Basketball Contact: Erich Bacher

Office Phone: 434-982-5530

E-mail: bacher@virginia.edu

Website: VirginiaSports.com

Twitter: @UVMensHoops

2024-25 ROSTER

No.	Player	Cl.	Pos.	Ht.	Wt.	Hometown/High School/Previous Schools
0	Blake Buchanan	So.	F	6-11	225	Coeur d'Alene, Idaho/Lake City
2	Elijah Saunders	Jr.	F	6-8	225	Phoenix, Ariz./Sunnyslope/San Diego State
4	Andrew Rohde	Jr.	G	6-6	202	Milwaukee, Wis./Brookfield Central/St. Thomas (Minn.)
5	Jacob Cofie	Fr.	F	6-10	230	Seattle, Wash./Eastside Catholic School
7	Dai Dai Ames	So.	G	6-1	185	Chicago, Ill./Kenwood Academy/Kansas State
8	Bryce Walker	Sr.	G	6-2	200	Beltsville, Md./New Hampton School
9	Ishan Sharma	Fr.	G	6-5	185	Milton, Ont./Fort Erie International Academy
10	Taine Murray	Sr.	G	6-5	208	Auckland, N.Z./Rosmini College
11	Isaac McKneely	Jr.	G	6-4	188	Poca, W.Va./Poca
12	Elijah Gertrude	So.	G	6-4	185	Jersey City, N.J./Hudson Catholic Regional
13	Desmond Roberts	R-Fr.	G	6-4	206	Charlottesville, Va./St. Anne's-Belfield
21	Anthony Robinson	R-Fr.	F/C	6-10	238	Peachtree City, Ga./Christ School (Arden, N.C.)
23	TJ Power	So.	F	6-9	216	Shrewsbury, Mass./Worcester Academy/Duke
30	Christian Bliss	R-Fr.	G	6-4	198	Queens, N.Y./George School (Pa.)
35	Carter Lang	So.	F	6-9	235	Charlottesville, Va./St. Anne's-Belfield

Interim Head Coach: Ron Sanchez (SUNY Oneonta '97)

Associate Head Coach: Jason Williford (Virginia '95)

Assistant Coach: Orlando Vandross (AIC '92)

Assistant Coach: Isaiah Wilkins (Virginia '18)

Assistant Coach: Brad Soderberg (UW-Stevens Point '85)



2023-24 FINAL STATISTICS (23-11, 13-7/3RD ACC)

#	PLAYER	GP-GS	MIN	AVG	TOTAL		3-POINT		F-THROW		REBOUNDS				PF	DQ	A	TO	BLK	STL	PTS	AVG
					FG-FGA	FG%	3FG-FGA	3FG%	FT-FTA	FT%	OFF	DEF	TOT	AVG								
2	BEEKMAN, Reece	34-34	1113:31	32.8	180-406	.443	31-100	.310	95-126	.754	12	112	124	3.6	43	0	212	70	17	68	486	14.3
	ACC-Only	20-20	663:41	33.2	110-242	.455	20-57	.351	61-81	.753	8	62	70	3.5	28	0	126	46	8	38	301	15.1
11	MCKNEELY, Isaac	33-33	1068:00	32.4	137-335	.409	81-182	.445	50-59	.847	5	94	99	3.0	48	0	54	32	5	19	405	12.3
	ACC-Only	20-20	662:41	33.1	93-212	.439	50-109	.459	34-38	.895	4	59	63	3.2	32	0	31	19	2	12	270	13.5
13	DUNN, Ryan	34-34	935:03	27.5	114-208	.548	7-35	.200	41-77	.532	76	159	235	6.9	70	1	26	28	77	44	276	8.1
	ACC-Only	20-20	553:22	27.7	67-114	.588	3-13	.231	13-31	.419	42	94	136	6.8	41	1	16	17	47	16	150	7.5
34	GROVES, Jacob	34-15	690:27	20.3	91-202	.450	50-109	.459	18-29	.621	27	69	96	2.8	68	0	21	12	7	17	250	7.4
	ACC-Only	20-7	405:36	20.3	50-111	.450	30-61	.492	7-11	.636	15	43	58	2.9	37	0	10	7	5	7	137	6.9
22	MINOR, Jordan	32-18	471:25	14.7	55-116	.474	0-0	.000	27-49	.551	48	52	100	3.1	56	1	9	18	10	14	137	4.3
	ACC-Only	20-16	333:45	16.7	41-85	.482	0-0	.000	23-39	.590	31	37	68	3.4	41	1	4	11	8	8	105	5.3
4	ROHDE, Andrew	33-27	829:58	25.2	53-181	.293	28-109	.257	7-16	.438	1	59	60	1.8	26	0	90	36	2	16	141	4.3
	ACC-Only	19-16	455:18	24.0	26-95	.274	15-58	.259	4-7	.571	0	24	24	1.3	15	0	47	20	1	8	71	3.7
35	BOND III, Leon	24-0	296:19	12.3	44-96	.458	1-2	.500	9-14	.643	28	40	68	2.8	20	0	15	9	5	13	98	4.1
	ACC-Only	12-0	116:42	9.7	7-33	.212	0-0	.000	2-4	.500	11	16	27	2.3	11	0	7	6	0	6	16	1.3
0	BUCHANAN, Blake	34-6	510:49	15.0	46-111	.414	0-0	.000	23-46	.500	43	64	107	3.1	62	3	12	15	30	14	115	3.4
	ACC-Only	20-1	303:36	15.2	31-74	.419	0-0	.000	5-13	.385	22	40	62	3.1	37	2	4	5	16	6	67	3.4
12	GERTRUDE, Elijah	16-0	150:23	9.4	21-58	.362	1-15	.067	11-18	.611	2	17	19	1.2	17	0	6	10	7	11	54	3.4
	ACC-Only	10-0	84:28	8.4	9-34	.265	0-8	.000	8-12	.667	1	9	10	1.0	7	0	4	7	3	7	26	2.6
10	MURRAY, Taine	33-2	447:58	13.6	40-83	.482	18-40	.450	11-18	.611	4	36	40	1.2	22	0	29	8	4	6	109	3.3
	ACC-Only	20-0	245:56	12.3	26-48	.542	12-22	.545	7-12	.583	4	21	25	1.3	10	0	19	3	3	5	71	3.6
1	HARRIS, Dante	24-1	329:12	13.7	23-82	.280	2-20	.100	11-22	.500	5	44	49	2.0	27	0	33	17	5	17	59	2.5
	ACC-Only	15-0	190:53	12.7	15-56	.268	0-14	.000	2-6	.333	3	29	32	2.1	15	0	25	8	3	10	32	2.1
24	HOW, Tristan	9-0	17:22	1.9	3-6	.500	0-1	.000	0-1	.000	1	1	2	0.2	1	0	1	0	0	0	6	0.7
	ACC-Only	4-0	05:09	1.3	2-2	1.000	0-0	.000	0-1	.000	1	1	2	0.5	0	0	0	0	0	0	4	1.0
42	WALKER, Bryce	7-0	14:34	2.1	1-3	.333	1-2	.500	1-2	.500	0	1	1	0.1	0	0	1	0	0	0	4	0.6
	ACC-Only	3-0	03:54	1.3	0-0	.000	0-0	.000	0-0	.000	0	0	0	0.0	0	0	1	0	0	0	0	0.0
	Total	34	6875		808-1887	.428	220-615	.358	304-477	.637	298	809	1107	32.6	460	5	509	274	169	239	2140	62.9
	ACC-Only	20	4025		477-1106	.431	130-342	.380	166-255	.651	167	472	639	32.0	274	4	294	161	96	123	1250	62.5
	Opponents	34	6875		732-1805	.406	218-715	.305	349-466	.749	316	865	1181	34.7	444	8	381	408	108	170	2033	59.8
	ACC-Only	20	4025		442-1051	.421	138-433	.319	219-285	.768	163	506	669	33.5	239	4	228	219	70	95	1241	62.1

							VIRGINIA						OPPONENTS								
Date	Opponent	VA AP	USA AP	Opp AP	W/L TV	Score/Time	FG	FG%	3-Pt FG	3-Pt FG%	FT	FT%	FG	FG%	3-Pt FG	3-Pt FG%	FT	FT%	Reb Mar	TO VA/Opp	
11/6	Tarleton State				W	80-50	23-47	.489	10-22	.455	24-39	.615	16-48	.333	3-13	.231	15-21	.714	+13	8/16	
11/10	vs Florida ¹				W	73-70	26-58	.448	7-18	.389	14-24	.583	26-65	.400	7-25	.280	11-15	.733	-17	6/16	
11/14	North Carolina A&T	rv	25		W	80-51	31-57	.544	6-13	.462	12-16	.750	17-53	.321	8-31	.258	9-12	.750	+18	8/11	
11/16	Texas Southern	rv	25		W	62-33	21-48	.438	5-16	.313	15-21	.714	12-46	.261	3-16	.188	6-11	.545	0	11/20	
11/20	vs Wisconsin ²	24	18		L	41-65	15-46	.326	4-14	.286	7-7	1.000	25-62	.403	8-18	.444	7-8	.875	-27	8/9	
11/22	vs West Virginia ²	24	18		W	56-54	21-52	.404	4-18	.222	10-16	.625	19-51	.373	7-21	.333	9-13	.692	-13	9/16	
11/29	Texas A&M ³			14	13	W	59-47	22-53	.415	9-25	.360	6-6	1.000	17-56	.304	4-23	.174	9-12	.750	-12	10/16
12/2	Syracuse				W	84-62	30-55	.545	12-21	.571	12-15	.800	22-54	.407	5-20	.250	13-19	.684	+6	10/14	
12/5	NC Central	rv	24		W	77-47	32-59	.542	9-21	.429	4-8	.500	15-51	.294	3-17	.176	14-21	.667	+10	5/9	
12/16	Northeastern	22	21		W	56-54	22-53	.415	2-14	.143	10-18	.556	24-51	.471	6-23	.261	0-3	.000	-7	5/17	
12/19	at Memphis	22	20	23	23	L	54-77	22-56	.393	4-19	.211	6-10	.600	27-57	.474	9-23	.391	14-17	.824	0	12/18
12/27	Morgan State				W	79-44	32-68	.471	10-23	.435	5-11	.455	15-44	.341	5-12	.471	9-15	.600	+6	5/19	
12/30	at Notre Dame				L	54-76	21-55	.382	2-11	.182	10-18	.556	26-51	.510	11-23	.478	13-17	.765	-13	11/14	
1/3	Louisville				W	77-53	30-58	.517	10-26	.385	7-10	.700	19-47	.404	6-25	.240	9-13	.692	+7	3/8	
1/6	at NC State				L	60-76	23-53	.434	5-15	.333	9-13	.692	28-57	.491	10-28	.357	10-12	.833	+1	8/6	
1/13	at Wake Forest				L	47-66	16-57	.281	4-12	.333	11-15	.733	25-50	.500	10-21	.476	6-7	.857	-13	7/17	
1/17	Virginia Tech				W	65-57	25-54	.463	4-14	.286	11-16	.688	21-54	.389	11-30	.367	4-4	1.000	+1	7/15	
1/20	at Georgia Tech				W	75-66	29-58	.500	11-23	.478	6-11	.545	23-51	.451	9-27	.333	11-15	.733	0	9/13	
1/24	NC State				W OT	59-53	24-65	.369	4-17	.235	7-13	.538	22-63	.349	4-14	.286	5-6	.833	+22	15/9	
1/27	at Louisville				W	69-52	27-54	.500	8-17	.471	7-10	.700	15-42	.357	3-11	.273	19-24	.792	+3	11/18	
1/31	Notre Dame				W	65-53	24-53	.453	13-25	.520	4-6	.667	20-43	.465	9-18	.500	4-6	.667	-3	10/18	
2/3	at Clemson				W	66-65	26-59	.441	5-15	.333	9-13	.692	20-56	.357	7-20	.350	18-21	.857	+5	6/4	
2/5	Miami				W	60-38	26-54	.481	5-11	.455	3-6	.500	14-49	.286	2-20	.100	8-15	.533	-1	3/11	
2/10	at Florida State				W	80-76	26-52	.500	10-18	.556	18-24	.750	24-47	.511	2-16	.125	26-33	.788	-2	8/9	
2/13	Pitt	21	23		L	63-74	25-50	.500	4-14	.286	9-13	.692	26-58	.448	14-32	.438	8-11	.727	-10	5/8	
2/17	Wake Forest	21	23		W	49-47	22-54	.407	4-13	.308	1-11	.091	19-55	.345	5-21	.238	4-5	.800	-2	8/12	
2/19	at Virginia Tech				L	41-75	17-52	.327	2-12	.167	5-7	.714	27-53	.509	8-23	.348	13-17	.765	-4	12/7	
2/24	North Carolina			10	9	L	44-54	16-58	.276	2-14	.143	10-15	.667	16-50	.320	7-22	.318	15-19	.789	-4	6/10
2/28	at Boston College				W	72-68	24-54	.444	8-21	.381	16-22	.727	24-58	.414	5-22	.227	15-18	.833	+7	5/4	
3/2	at Duke			10	10	L	48-73	17-55	.309	5-17	.294	9-13	.692	30-61	.492	6-19	.316	7-10	.700	-13	12/10
3/9	Georgia Tech				W	72-57	29-56	.518	12-26	.462	2-4	.500	21-52	.404	4-21	.190	11-13	.846	+9	5/12	
3/14	vs. Boston College ⁴				W OT	66-60	25-62	.403	8-25	.320	8-18	.444	24-66	.364	9-29	.310	3-4	.750	+7	7/7	
3/15	vs. NC State ⁴				L OT	65-74	25-66	.379	9-28	.321	6-11	.545	28-58	.483	3-17	.176	14-15	.933	-3	9/8	
3/16	vs. Colorado State ⁵				L	42-67	14-56	.250	3-17	.176	11-17	.647	26-47	.553	5-14	.357	10-14	.714	-19	4/13	



RON SANCHEZ

*Interim Head Coach
First Season as Head Coach at Virginia
SUNY Oneonta '97*

RON SANCHEZ YEAR BY YEAR

Year	School	Conf.	Overall	Conf. W-L	Conf. Finish	Post-Season
2018-19	Charlotte	C-USA	8-21	5-13	13th	-
2019-20	Charlotte	C-USA	16-13	10-8	4th	-
2020-21	Charlotte	C-USA	9-16	5-11	11th	-
2021-22	Charlotte	C-USA	17-14	10-8	8th	-
2022-23	Charlotte	C-USA	22-14	9-11	5th	CBI Champion

■ Tony Bennett led Virginia to its first national championship in 2019 as he capped his first decade at the helm of the Cavaliers' program. With 364 wins in 15 seasons, he enters the 2024-25 campaign as the winningest coach in program history.

■ A three-time National Coach of the Year, Bennett has led Virginia to two ACC Championships (2014, 2018). He has led UVA to 13 straight winning conference seasons, joining Dean Smith and Mike Krzyzewski as the lone ACC coaches to accomplish the feat.

■ Bennett (2014, 2015, 2018, 2021) is one of five coaches to win at least four outright ACC regular-season titles (Vic Bubas, Dean Smith, Mike Krzyzewski and Roy Williams).

■ Bennett's Cavaliers advanced to seven straight NCAA Tournaments from 2014-21 and in 2019 made their first NCAA Final Four appearance since 1984.

■ Virginia has won 22 or more games in 11 of the last 13 seasons, including a 35-3 mark during its national championship season.

SANCHEZ CAREER TOTALS

School	Years		Overall		Conf. Games		ACC Tournament		NCAA Tournament		NIT Games	
			W-L	Pct.	W-L	Pct.	W-L	Pct.	W-L	Pct.	W-L	Pct.
Charlotte	(5)	2018-2023	72-78	.480	39-51	.433	-	-	-	-	-	-
Totals	(5)	2018-2023	72-78	.480	39-51	.433	-	-	-	-	-	-

VIRGINIA COACHING RECORDS

Career Records		Years	W	L	Pct.
1.	Henry Lannigan	(24) 1906-1929	254	95	.728
2.	Roy Randall	(1) 1930	3	12	.200
3.	Gus Tebell	(21) 1931-1951	241	190	.559
4.	Evan J. Male	(6) 1952-1957	67	88	.432
5.	Billy McCann	(6) 1958-1963	40	106	.274
6.	Bill Gibson	(11) 1964-1974	120	158	.432
7.	Terry Holland	(16) 1975-1990	326	173	.653
8.	Jeff Jones	(8) 1991-1998	146	104	.584
9.	Pete Gillen	(7) 1999-2005	118	93	.559
10.	Dave Leitao	(4) 2006-2009	63	60	.512
11.	Tony Bennett	(15) 2010-2024	364	136	.728

ACC Games Only		Years	W	L	Pct.
1.	Tony Bennett	(15) 2010-2024	189	82	.697
2.	Terry Holland	(16) 1975-1990	111	103	.519
3.	Jeff Jones	(8) 1991-1998	59	67	.468
4.	Dave Leitao	(4) 2006-2009	27	37	.422
5.	Pete Gillen	(7) 1999-2005	45	67	.402
6.	Bill Gibson	(11) 1964-1974	50	98	.338
7.	Evan Male	(4) 1954-1957	12	35	.255
8.	Billy McCann	(6) 1958-1963	20	64	.238

ACC Tournament		Years	W	L	Pct.
1.	Tony Bennett	(14) 2010-2019, '21-24	17	11	.607
2.	Terry Holland	(16) 1975-1990	15	15	.500
3.	Jeff Jones	(8) 1991-1998	5	8	.385
4.	Bill Gibson	(11) 1964-1974	5	11	.313
5.	Pete Gillen	(7) 1999-2005	2	7	.222
6.	Dave Leitao	(4) 2006-2009	1	4	.200
	Evan Male	(4) 1954-1957	1	4	.200
8.	Billy McCann	(6) 1958-1963	1	6	.143

NCAA Tournament		Years	W	L	Pct.
1.	Terry Holland	(9)	15	9	.625
2.	Tony Bennett	(10)	13	9	.591
3.	Jeff Jones	(5)	6	5	.545
4.	Dave Leitao	(1)	1	1	.500
5.	Pete Gillen	(1)	0	1	.000

NIT		Years	W	L	Pct.
1.	Jeff Jones	(1)	5	0	1.000
2.	Terry Holland	(4)	8	3	.727
3.	Tony Bennett	(2)	4	2	.667
4.	Pete Gillen	(4)	2	4	.333
5.	Dave Leitao	(1)	0	1	.000
	Bill Gibson	(1)	0	1	.000
	Gus Tebell	(1)	0	1	.000

Year	Head Coach	Overall	ACC	Finsh	ACC Trn.	Non Conf.	Post-Season	Final AP	Final Coach	All-ACC	All-Am.	NBA Draft	PPG Offense	FG%	FT%	PPG Defense	Opp. FG%	Reb. Mar.
1954	Evan J. Male	16-11	1-4	(7)	0-1	15-6	-	-	-	1	0	0	79.6	.393	.696	74.6	-	-
1955	Evan J. Male	14-15	5-9	(6)	1-1	8-5	-	-	-	2	1	1	89.8	.442	.728	84.4	-	-
1956	Evan J. Male	10-17	3-11	(T6)	0-1	7-5	-	-	-	0	0	0	73.8	.407	.722	78.9	-	-
1957	Evan J. Male	6-19	3-11	(T7)	0-1	3-7	-	-	-	0	0	0	68.6	.372	.681	74.4	-	-
1958	Billy McCann	10-13	6-8	(5)	0-1	4-4	-	-	-	1	0	0	70.5	.394	.732	72.2	-	-
1959	Billy McCann	11-14	6-8	(5)	1-1	4-5	-	-	-	1	0	1	70.6	.386	.710	71.3	.438	-3.3
1960	Billy McCann	6-18	1-13	(8)	0-1	5-4	-	-	-	1	0	0	67.3	.392	.702	75.6	.445	-8.6
1961	Billy McCann	3-23	2-12	(T7)	0-1	1-10	-	-	-	1	0	0	70.2	.362	.654	85.5	.445	-9.3
1962	Billy McCann	5-18	2-12	(8)	0-1	3-5	-	-	-	1	0	0	70.2	.362	.642	83.1	.454	-6.7
1963	Billy McCann	5-20	3-11	(8)	0-1	2-8	-	-	-	1	0	0	66.4	.409	.666	74.5	.491	-3.3
1964	Bill Gibson	8-16	4-10	(T7)	0-1	4-5	-	-	-	1	0	0	64.8	.451	.662	69.7	.442	-2.3
1965	Bill Gibson	7-18	3-11	(7)	0-1	4-6	-	-	-	0	0	0	71.6	.420	.674	80.3	.453	-6.8
1966	Bill Gibson	7-15	4-10	(T6)	0-1	3-4	-	-	-	0	0	0	73.5	.435	.688	77.7	.490	1.7
1967	Bill Gibson	9-17	4-10	(7)	0-1	5-6	-	-	-	1	0	1	78.0	.420	.709	82.3	.474	-1.6
1968	Bill Gibson	9-16	5-9	(5)	0-1	4-6	-	-	-	1	0	0	79.8	.462	.636	86.6	.454	-0.1
1969	Bill Gibson	10-15	5-9	(6)	0-1	5-5	-	-	-	0	0	2	79.3	.483	.654	83.6	.473	9.4
1970	Bill Gibson	10-15	3-11	(7)	1-1	6-3	-	-	-	1	0	1	69.8	.435	.713	73.0	.455	2.6
1971	Bill Gibson	15-11	6-8	(5)	1-1	8-2	-	-	-	2	0	0	76.4	.461	.760	74.9	.447	-0.6
1972	Bill Gibson	21-7	8-4	(T2)	1-1	12-2	NIT 0-1	20	-	1	1	2	81.8	.452	.702	70.7	.454	-0.8
1973	Bill Gibson	13-12	4-8	(T4)	1-1	8-3	-	-	-	1	1	1	74.8	.477	.706	71.2	.455	-1.1
1974	Bill Gibson	11-16	4-8	(4)	1-1	6-7	-	-	-	1	0	0	77.3	.459	.701	80.0	.480	-2.9
1975	Terry Holland	12-13	4-8	(5)	0-1	8-4	-	-	-	0	0	1	68.4	.456	.725	70.0	.472	0.0
1976	Terry Holland	18-12	4-8	(6)	3-0	11-4	NCAA 0-1	18	15	1	0	1	76.5	.501	.729	70.7	.457	3.3
1977	Terry Holland	12-17	2-10	(T6)	2-1	8-6	-	-	-	0	0	1	65.6	.452	.697	67.3	.496	4.3
1978	Terry Holland	20-8	6-6	(T4)	0-1	14-1	NIT 0-1	-	-	1	0	1	71.9	.473	.748	66.9	.461	2.0
1979	Terry Holland	19-10	7-5	(3)	0-1	12-4	NIT 1-1	-	-	2	0	1	76.3	.499	.762	69.7	.475	-0.5
1980	Terry Holland	24-10	7-7	(T5)	0-1	17-2	NIT Champ	-	-	1	2	0	71.1	.500	.739	63.7	.429	3.8
1981	Terry Holland	29-4	13-1	(1)	1-1	15-2	NCAA 4-1	5	3	2	2	3	73.3	.511	.723	60.6	.433	3.3
1982	Terry Holland	30-4	12-2	(T1)	2-1	16-1	NCAA 1-1	3	3	2	1	1	70.2	.527	.680	57.2	.437	6.1
1983	Terry Holland	29-5	12-2	(T1)	2-1	15-2	NCAA 2-1	4	4	2	1	2	83.6	.523	.711	68.9	.417	8.3
1984	Terry Holland	21-12	6-8	(T5)	0-1	15-3	NCAA 4-1	-	-	1	0	3	66.6	.503	.670	61.5	.470	2.0
1985	Terry Holland	17-16	3-11	(8)	0-1	14-4	NIT 2-1	-	-	0	0	1	61.2	.499	.715	59.6	.448	3.2
1986	Terry Holland	19-11	7-7	(T4)	1-1	11-3	NCAA 0-1	-	-	1	0	0	70.4	.501	.692	64.9	.459	3.5
1987	Terry Holland	21-10	8-6	(4)	1-1	12-3	NCAA 0-1	-	-	1	0	3	74.2	.496	.738	68.4	.455	4.9
1988	Terry Holland	13-18	5-9	(6)	0-1	8-8	-	-	-	1	0	0	66.8	.439	.651	67.5	.448	1.3
1989	Terry Holland	22-11	9-5	(T2)	1-1	12-5	NCAA 3-1	-	-	1	0	0	81.9	.460	.722	78.0	.481	4.9
1990	Terry Holland	20-12	6-8	(T5)	2-1	12-3	NCAA 1-1	-	-	2	0	0	72.5	.434	.714	69.9	.455	1.3
1991	Jeff Jones	21-12	6-8	(T5)	1-1	14-3	NCAA 0-1	-	-	2	0	0	74.3	.455	.721	68.5	.442	2.4
1992	Jeff Jones	20-13	8-8	(T4)	0-1	12-4	NIT Champ	-	-	1	0	1	70.0	.433	.721	65.2	.424	2.8
1993	Jeff Jones	21-10	9-7	(5)	1-1	11-2	NCAA 2-1	-	22	1	0	0	74.2	.441	.653	69.3	.405	4.0
1994	Jeff Jones	18-13	8-8	(T4)	2-1	8-4	NCAA 1-1	-	-	1	0	0	64.1	.387	.661	65.7	.394	0.2
1995	Jeff Jones	25-9	12-4	(T1)	1-1	12-4	NCAA 3-1	13	15	2	0	2	77.4	.444	.719	66.8	.390	5.0
1996	Jeff Jones	12-15	6-10	(7)	0-1	6-4	-	-	-	1	0	0	69.4	.416	.695	68.8	.394	1.4
1997	Jeff Jones	18-13	7-9	(6)	0-1	11-3	NCAA 0-1	-	-	1	0	0	67.7	.427	.674	65.0	.409	1.5
1998	Jeff Jones	11-19	3-13	(9)	0-1	8-5	-	-	-	2	0	0	65.7	.439	.653	70.0	.428	4.0
1999	Pete Gillen	14-16	4-12	(9)	0-1	10-3	-	-	-	1	0	0	72.8	.423	.734	73.7	.446	-6.9
2000	Pete Gillen	19-12	9-7	(T3)	0-1	10-4	NIT 0-1	-	-	2	0	0	81.5	.451	.678	75.4	.464	-2.3
2001	Pete Gillen	20-9	9-7	(4)	0-1	11-1	NCAA 0-1	16	15	3	0	0	85.0	.455	.736	74.8	.465	5.6
2002	Pete Gillen	17-12	7-9	(T5)	0-1	10-2	NIT 0-1	-	-	2	0	1	79.6	.463	.719	74.3	.442	3.9
2003	Pete Gillen	16-16	6-10	(T6)	0-1	10-5	NIT 1-1	-	-	1	0	0	73.9	.451	.658	74.6	.435	2.6
2004	Pete Gillen	18-13	6-10	(T7)	1-1	11-2	NIT 1-1	-	-	0	0	0	74.4	.446	.682	74.9	.427	-5.3
2005	Pete Gillen	14-15	4-12	(T10)	1-1	9-2	-	-	-	0	0	0	72.8	.429	.689	76.0	.448	-2.0
2006	Dave Leitao	15-15	7-9	(T7)	1-1	7-5	NIT 0-1	-	-	2	0	0	67.9	.415	.748	67.7	.435	4.6
2007	Dave Leitao	21-11	11-5	(T1)	0-1	10-6	NCAA 1-1	-	24	2	1	0	77.0	.437	.742	70.8	.408	4.5
2008	Dave Leitao	17-16	5-11	(10)	0-1	12-4	CBI 2-1	-	-	1	0	1	76.8	.435	.705	74.8	.449	5.1
2009	Dave Leitao	10-18	4-12	(11)	0-1	6-5	-	-	-	0	0	0	70.0	.417	.740	72.5	.438	1.4
2010	Tony Bennett	15-16	5-11	(T9)	1-1	9-4	-	-	-	1	0	0	65.5	.426	.748	63.6	.436	0.5
2011	Tony Bennett	16-15	7-9	(T7)	0-1	9-5	-	-	-	0	0	0	61.9	.415	.690	62.4	.437	-2.3
2012	Tony Bennett	22-10	9-7	(T4)	0-1	13-2	NCAA 0-1	-	-	1	1	1	62.5	.457	.722	54.5	.400	2.6
2013	Tony Bennett	23-12	11-7	(4)	0-1	12-4	NIT 2-1	-	-	2	0	0	64.2	.457	.786	55.6	.388	1.5
2014	Tony Bennett	30-7	16-2	(1)	3-0	11-5	NCAA 2-1	3	10	2	0	1	66.2	.454	.673	55.7	.388	6.2
2015	Tony Bennett	30-4	16-2	(1)	1-1	14-2	NCAA 1-1	6	8	3	2	1	65.4	.457	.726	51.5	.367	7.7
2016	Tony Bennett	29-8	13-5	(T2)	2-1	14-1	NCAA 3-1	4	5	2	1	1	71.0	.491	.752	60.1	.420	3.8
2017	Tony Bennett	23-11	11-7	(T5)	1-1	12-3	NCAA 1-1	24	-	1	0	0	66.1	.460	.701	56.4	.398	2.9
2018	Tony Bennett	31-3	17-1	(1)	3-0	11-2	NCAA 0-1	1	5	3	1	1	67.1	.460	.754	54.0	.380	1.7
2019	Tony Bennett	35-3	16-2	(T1)	1-1	18-0	NCAA Champ	2	1	3	3	3	71.4	.474	.744	56.1	.385	5.1
2020	Tony Bennett	24-7	15-5	(T2)	0-0	9-2	n/a^	16	17	2	0	0	57.0	.413	.717	52.4	.369	3.6
2021	Tony Bennett	18-7	13-4	(1)	1-0	5-3	NCAA 0-1	15	24	1	0	1	68.2	.474	.816	60.5	.416	7.7
2022	Tony Bennett	21-14	12-8	(6)	1-1	9-6	NIT 2-1	-	-	1	0	0	62.4	.449	.730	60.1	.425	-0.1
2023	Tony Bennett	25-8	15-5	(T1)	2-1	10-3	NCAA 0-1	14	23	2	0	0	67.8	.449	.703	60.5	.415	0.2
2024	Tony Bennett	23-11	13-7	(3)	1-1	10-4	NCAA 0-1	-	-	1	0	1	62.9	.428	.637	59.8	.406	-2.1

^postseason canceled due to COVID-19 pandemic

2024-25 SCHEDULE

Date	Opponent	TV	Time
11/4	Delaware State	ACCNX	8 PM
11/8	USC Upstate	ACCNX	7 PM
11/11	Winthrop	ACCNX	7 PM
11/15	vs. Penn State ¹	Peacock	7:30 PM
11/20	Jacksonville	ACCNX	7 PM
11/25	vs. Michigan ²	FS1	6 PM
11/27	vs. S. Carolina/Xavier ²	FS1	6/8:30 PM
12/4	Vanderbilt ³	ACCN	9:15 PM
12/7	Pitt	ESPNU	2 PM
12/12	NC A&T	ACCNX	7 PM
12/15	Navy	ACCNX	Noon
12/21	at Saint Joseph's ⁴	CBSSN	Noon
12/31	at Duke	ACCN	4:30 PM
1/4	Miami	ACCN	2 PM
1/8	at Stanford	ACCN	9 PM
1/11	at California	ACCN	6 PM
1/15	NC State	ESPNU	7 PM
1/18	Wake Forest	ACCN	2 PM
1/22	at Georgia Tech	ESPN2/U	7 PM
1/25	Clemson	ACCN	5 PM
1/29	at Florida State	ACCN	7 PM
2/1	at Virginia	ACCN	4 PM
2/5	SMU	ACCN	9 PM
2/8	at Notre Dame	The CW	1 PM
2/15	Virginia	The CW	2 PM
2/18	at Boston College	ACCN	9 PM
2/22	at Miami	ACCN	6 PM
2/25	Louisville	ACCN	9 PM
3/1	Syracuse	The CW	Noon
3/4	North Carolina	ESPN/2/U	7 PM
3/8	at Clemson	ESPNU	6 PM

¹Hall of Fame Series, Baltimore, Md.

²Fort Myers Tip-Off, Fort Myers, Fla.

³SEC/ACC Challenge

⁴Holiday Hoopfest, The Palestra

Schedule as of Oct. 23, 2024; all times Eastern

QUICK FACTS

Location: Blacksburg, Virginia

Founded: 1872

Enrollment: 38,000

Colors: Chicago Maroon & Burnt Orange

President: Dr. Timothy Sands

Athletics Director: Whit Babcock

Arena: Cassell Coliseum (8,925)

MEDIA SERVICES

Men's Basketball Contact: Brian Cox

Office Phone: 540-250-0624

E-mail: bcox90@vt.edu

Website: HokieSports.com

Twitter: @HokiesMBB

2024-25 ROSTER

No.	Player	Pos.	Ht.	Wt.	Cl.	Hometown/High School/Previous School
1	Toibu "Tobi" Lawal	F	6-8	215	Jr.	London, England/Lee Academy/VCU
2	Jaden Schutt	G	6-5	205	So.	Yorkville, Ill./Yorkville Christian/Duke
3	Jaydon Young	G	6-4	205	So.	Goldsboro, N.C./Greensboro Day School
4	Rodney Brown Jr.	G	6-6	185	So.	Perris, Calif./Rancho Christian School/Cal
5	Patrick Wessler	C	7-0	250	So.	Matthews, N.C./Combine Academy
7	Brandon Rechsteiner	G	6-1	190	So.	Acworth, Ga./Etowah
8	Peter Carr	G	6-5	205	Fr.	West Chester, Pa./West Chester East
9	Conner Venable	G	6-3	195	So.	Washington, D.C./The Heights School
10	Tyler Johnson	G	6-5	215	Fr.	Orlando, Fla./Oak Ridge
11	Ben Hammond	G	5-11	170	Fr.	Fairfax, Va./Paul VI
13	Ben Burnham	F	6-7	220	Sr.	Fort Mill, S.C./Carmel Christian School/College of Charleston
21	Ryan Jones Jr.	F	6-8	240	Fr.	Gainesville, Fla./The Rock School
22	Connor Serven	F	6-8	225	Gr.	Prairie City, Ill./St. Rita/Eastern Michigan
34	Myljjael Poteat	F	6-9	260	Gr.	Reidsville, N.C./The Burlington School/Rice

Head Coach: Mike Young (Emory & Henry '86)

Associate Head Coach: J.D. Byers (Lebanon Valley, '05)

Assistant Coach: Christian Webster (Harvard '13)

Assistant Coach: Kevin Giltner (Wofford '12)



2023-24 FINAL STATISTICS (19-15, 10-10/T8TH ACC)

#	PLAYER	GP-GS	MIN	AVG	TOTAL	3-POINT	F-THROW	REBOUNDS	PF	DQ	A	TO	BLK	STL	PTS	AVG
					FG-FGA	FG%	3FG-FGA	3FG%	FT-FTA	FT%	OFF	DEF	TOT	AVG		
3	PEDULLA, Sean	32-32	1026:13	32.1	172-406	.424	53-163	.325	129-161	.801	19	117	136	4.3	71	2
	ACC-Only	20-20	665:18	33.3	113-258	.438	37-111	.333	82-102	.804	15	76	91	4.6	45	1
0	CATTOOR, Hunter	33-33	1094:28	33.2	133-296	.449	81-200	.405	100-112	.893	7	84	91	2.8	69	2
	ACC-Only	19-19	645:22	34.0	80-161	.497	46-105	.438	48-53	.906	4	46	50	2.6	38	1
15	KIDD, Lynn	33-33	767:60	23.3	177-265	.668	0-0	.000	80-95	.842	51	165	216	6.5	67	0
	ACC-Only	19-19	420:29	22.1	93-149	.624	0-0	.000	28-35	.800	24	84	108	5.7	45	0
23	NICKEL, Tyler	33-7	802:03	24.3	96-219	.438	59-148	.399	41-50	.820	15	58	73	2.2	47	0
	ACC-Only	20-3	488:30	24.4	60-137	.438	38-94	.404	23-27	.852	6	38	44	2.2	30	0
2	COLLINS, MJ	32-28	945:29	29.5	85-248	.343	30-107	.280	38-45	.844	15	74	89	2.8	39	0
	ACC-Only	20-18	651:09	32.6	61-166	.367	25-80	.313	20-24	.833	11	51	62	3.1	26	0
34	POTEAT, Mylyjael	34-1	494:05	14.5	85-132	.644	0-0	.000	49-73	.671	48	71	119	3.5	65	1
	ACC-Only	20-1	318:53	15.9	57-91	.626	0-0	.000	33-49	.673	30	46	76	3.8	42	1
31	BERAN, Robbie	34-29	757:53	22.3	69-156	.442	25-79	.316	28-35	.800	27	106	133	3.9	98	3
	ACC-Only	20-18	490:05	24.5	53-110	.482	20-56	.357	18-23	.783	20	69	89	4.5	60	1
4	LONG, Mekhi	18-5	332:34	18.5	26-62	.419	0-12	.000	15-30	.500	22	66	88	4.9	41	2
	ACC-Only	7-2	123:09	17.6	9-23	.391	0-6	.000	5-12	.417	7	25	32	4.6	10	0
11	CAMDEN, John	14-0	62:41	4.5	7-19	.368	7-15	.467	5-7	.714	4	10	14	1.0	5	0
	ACC-Only	5-0	09:43	1.9	1-3	.333	1-3	.333	2-2	1.000	0	1	1	0.2	2	0
13	YOUNG, Jaydon	26-0	221:14	8.5	15-43	.349	12-32	.375	6-6	1.000	1	20	21	0.8	12	0
	ACC-Only	14-0	80:39	5.8	4-13	.308	4-12	.333	2-2	1.000	1	7	8	0.6	5	0
10	RECHSTEINER, Brandon	26-2	238:57	9.2	16-43	.372	9-33	.273	6-8	.750	2	16	18	0.7	16	0
	ACC-Only	14-0	79:45	5.7	5-14	.357	2-11	.182	0-0	.000	0	10	10	0.7	6	0
5	WESSLER, Patrick	13-0	50:04	3.9	5-13	.385	0-1	.000	2-4	.500	8	11	19	1.5	10	0
	ACC-Only	6-0	24:18	4.0	1-5	.200	0-1	.000	0-0	.000	4	3	7	1.2	6	0
33	WARD, Michael	3-0	02:24	0.8	0-1	.000	0-1	.000	0-0	.000	0	0	0	0.0	0	0
	ACC-Only	1-0	01:19	1.3	0-1	.000	0-1	.000	0-0	.000	0	0	0	0.0	0	0
55	VENABLE, Conner	4-0	03:56	1.0	0-2	.000	0-1	.000	0-3	.000	1	0	1	0.3	0	0
	ACC-Only	1-0	01:19	1.3	0-1	.000	0-1	.000	0-0	.000	0	0	0	0.0	0	0
	Total	34	6800		886-1905	.465	276-792	.348	499-629	.793	263	838	1101	32.4	540	10
	ACC-Only	20	4000		537-1132	.474	173-481	.360	261-329	.793	142	474	616	30.8	315	4
	Opponents	34	6800		879-1943	.452	223-658	.339	432-587	.736	297	788	1085	31.9	573	7
	ACC-Only	20	4000		545-1159	.470	138-379	.364	255-341	.748	178	470	648	32.4	329	5

		VT		Opp		W/L	Score/ Time	VIRGINIA TECH						OPPONENTS						Reb Mar	TO VT/Opp
Date	Opponent	AP	USA	AP	USA			FG	FG%	3-Pt	3-Pt	FT	FT%	FG	FG%	3-Pt	3-Pt	FT	FT%		
11/6	Coppin State					W	100-55	32-62	.516	13-31	.419	23-29	.793	19-51	.373	5-17	.294	12-18	.667	+21	11/19
11/10	vs South Carolina ¹					L	77-79	26-52	.500	7-22	.318	18-22	.818	31-55	.564	10-21	.476	7-8	.875	-7	5/10
11/15	Campbell					W	60-44	22-58	.379	4-19	.211	12-15	.800	14-51	.275	5-19	.263	11-16	.688	-4	7/16
11/19	Wofford					W	98-76	33-58	.569	10-20	.500	22-26	.846	26-61	.426	13-31	.419	11-16	.688	+8	11/15
11/23	vs Boise State ²					W	82-75	26-55	.473	7-18	.389	23-27	.852	27-57	.474	8-21	.381	13-16	.813	-7	9/16
11/24	vs Iowa State ²					W	71-62	20-49	.408	11-28	.393	20-23	.870	21-50	.420	5-21	.238	15-26	.577	+5	15/13
11/26	vs Florida Atlantic ²			19	20	L	50-84	20-60	.333	2-17	.118	8-13	.615	33-58	.569	9-22	.409	9-11	.818	-11	14/15
11/29	at Auburn ³					L	57-74	14-51	.275	6-20	.300	23-31	.742	24-62	.387	2-16	.125	24-36	.667	+4	21/8
12/3	Louisville					W	75-68	24-55	.436	5-20	.250	22-27	.815	23-57	.404	6-19	.316	16-18	.889	-1	10/14
12/9	Valparaiso					W	71-50	23-55	.434	10-27	.370	15-18	.833	21-52	.404	3-24	.125	5-8	.625	+19	15/14
12/16	Vermont					W	73-51	23-54	.426	10-29	.345	17-23	.739	21-57	.368	4-20	.200	5-9	.556	+16	7/9
12/21	American					W	77-55	32-50	.640	5-17	.294	8-12	.667	21-54	.389	8-15	.533	5-11	.455	+7	7/9
12/30	at Wake Forest					L	63-86	24-52	.462	5-16	.313	10-14	.714	30-68	.441	7-19	.368	19-21	.905	-5	19/7
1/6	at Florida State					L	74-77	25-51	.490	11-23	.478	13-20	.650	28-61	.459	3-15	.200	18-29	.621	+3	16/10
1/10	Clemson			21	22	W	87-72	31-57	.544	13-24	.542	12-14	.857	28-63	.444	9-26	.346	7-8	.875	+7	11/11
1/13	Miami					L	71-75	28-58	.483	10-33	.303	5-6	.833	27-57	.474	9-25	.360	12-16	.750	+10	15/11
1/17	at Virginia					L	57-65	21-54	.389	11-30	.367	4-4	1.000	25-54	.463	4-14	.286	11-16	.688	-1	15/7
1/20	at NC State					W	84-78	26-49	.531	9-19	.474	23-28	.821	26-60	.433	6-18	.333	20-24	.833	-4	20/18
1/23	Boston College					W	76-71	30-60	.500	6-18	.333	5-9	.556	26-53	.491	8-22	.364	16-16	1.000	-13	11/15
1/27	Georgia Tech					W	91-67	32-58	.552	12-27	.444	15-17	.882	25-66	.379	8-22	.364	9-14	.643	+6	7/5
1/29	Duke			7	7	L	67-77	26-58	.448	6-22	.273	9-12	.750	31-56	.554	9-17	.529	6-10	.600	-18	4/14
2/3	at Miami					L	74-82	28-58	.483	11-30	.367	7-14	.500	24-53	.453	7-16	.438	27-29	.931	-8	11/11
2/10	at Notre Dame					L	66-74	25-57	.439	8-24	.333	8-11	.727	27-55	.491	7-20	.350	13-17	.765	-6	11/8
2/13	Florida State					W	85-77	22-54	.407	11-23	.478	28-32	.875	24-45	.533	8-18	.444	19-29	.655	+12	11/13
2/17	at North Carolina			7	5	L	81-96	28-67	.418	7-26	.269	18-20	.900	35-68	.515	7-21	.333	19-23	.826	-12	6/9
2/19	Virginia					W	75-41	27-53	.509	8-23	.348	13-17	.765	17-52	.327	2-12	.167	5-7	.714	+4	7/12
2/24	at Pitt					L	64-79	24-59	.407	3-20	.150	13-17	.765	29-57	.509	9-21	.429	12-18	.667	-14	8/10
2/27	at Syracuse					L	71-84	31-63	.492	6-20	.300	3-3	1.000	34-60	.567	4-13	.308	12-12	1.000	-4	10/7
3/2	Wake Forest					W	87-76	34-57	.596	9-21	.429	10-14	.714	29-58	.500	11-25	.440	7-11	.636	-2	10/11
3/5	at Louisville					W	80-64	27-56	.482	13-29	.448	13-19	.684	25-55	.455	9-23	.391	5-11	.455	+3	8/14
3/9	Notre Dame					W	82-76	28-63	.444	7-29	.241	19-24	.792	28-54	.519	7-17	.412	13-19	.684	+11	8/10
3/13	vs. Florida State ⁴					L	76-86	26-53	.491	6-24	.250	18-24	.750	29-54	.537	3-13	.231	25-30	.833	-9	13/10
3/19	Richmond ⁵					W	74-58	26-54	.481	7-18	.389	15-17	.882	23-61	.377	6-22	.273	6-9	.667	+8	8/8
3/23	at Ohio State ⁵					L	73-81	26-64	.406	5-21	.238	16-20	.800	24-61	.393	4-17	.235	29-32	.906	-2	15/12

¹Hall of Fame Series, Charlotte, N.C.; ²ESPN Events Invitational, Kissimmee, Fla.; ³ACC/SEC Challenge; ⁴ACC Tournament, Washington, D.C.; ⁵NIT



MIKE YOUNG

*Head Coach
Sixth Season at Virginia Tech
Emory & Henry '86*

■ Young led Virginia Tech to its first ACC Championship in 2022, as the Hokies won four games in four days to claim the title in Brooklyn. The 7-seed Hokies became to lowest seed to ever win the ACC crown.

■ Young has led Virginia Tech to three straight NCAA Tournament appearances and has reached the tournament in eight of the last 13 seasons. The 2021 ACC Coach of the Year, he was the first Tech coach to lead the Hokies to the NCAA Tournament in just his second season.

■ He arrived at Virginia Tech after a 17-year stint at Wofford. The Terriers posted a 30-5 record in 2018-19 (18-0 in Southern Conference play) and registered an 84-68 win over Seton Hall in the first round of the 2019 NCAA Tournament.

■ The 2019 Sporting News Coach of the Year, Young finished third in the 2019 Associated Press Coach of the Year voting behind Texas Tech's Chris Beard and Houston's Kelvin Sampson.

■ Young compiled a 299-244 (.551) overall record at Wofford and earned Southern Conference Coach of the Year honors four times (2010, 2014, 2015 and 2019). He guided Wofford to five NCAA Tournament berths over the final 10 seasons and five SoCon championships.

MIKE YOUNG YEAR BY YEAR

Year	School	Conf.	Overall	Conf. W-L	Conf. Finish	Post-Season
2002-03	Wofford	SoCon	14-15	8-8	T3rd-South	-
2003-04	Wofford	SoCon	9-20	4-12	5th-South	-
2004-05	Wofford	SoCon	14-14	7-9	5th-South	-
2005-06	Wofford	SoCon	11-18	6-9	5th-South	-
2006-07	Wofford	SoCon	10-20	5-13	5th-South	-
2007-08	Wofford	SoCon	16-16	8-12	4th-South	-
2008-09	Wofford	SoCon	16-14	12-8	4th-South	-
2009-10	Wofford	SoCon	26-9	15-3	1st-South	NCAA 0-1
2010-11	Wofford	SoCon	21-13	14-4	T1st-South	NCAA 0-1
2011-12	Wofford	SoCon	19-14	12-6	T2nd-South	CBI 0-1
2012-13	Wofford	SoCon	13-19	7-11	T3rd-South	-
2013-14	Wofford	SoCon	20-13	11-5	T3rd	NCAA 0-1
2014-15	Wofford	SoCon	28-7	16-2	1st	NCAA 0-1
2015-16	Wofford	SoCon	15-17	11-7	T3rd	-
2016-17	Wofford	SoCon	16-17	10-8	T4th	-
2017-18	Wofford	SoCon	21-13	11-7	T4th	CIT 0-1
2018-19	Wofford	SoCon	30-5	18-0	1st	NCAA 1-1
2019-20	Virginia Tech	ACC	16-16	7-13	T10th	n/a (COVID-19)
2020-21	Virginia Tech	ACC	15-7	9-4	3rd	NCAA 0-1
2021-22	Virginia Tech	ACC (ACC)	23-13	11-9	7th	NCAA 0-1
2022-23	Virginia Tech	ACC	19-15	8-12	11th	NIT 0-1
2023-24	Virginia Tech	ACC	19-15	10-10	T8th	NIT 1-1

YOUNG CAREER TOTALS

School	Years	Overall W-L	Pct.	Conf. W-L	Games Pct.	ACC Tournament W-L	Pct.	NCAA Tournament W-L	Pct.	CBI/CIT/NIT W-L	Pct.
Wofford	(17)	2003-2019	299-244	.551	175-124	.585	-	1-5	.167	0-2	.000
Virginia Tech	(5)	2020-2024	92-65	.586	45-48	.484	5-4	1-3	.250	0-1	.000
Totals	(22)	2003-2024	391-310	.558	220-172	.561	5-4	2-8	.200	0-3	.000

VIRGINIA TECH COACHING RECORDS

Career Records						ACC Games Only						ACC Tournament						NCAA Tournament						NIT								
		Years	W	L	Pct.			Years	W	L	Pct.			Years	W	L	Pct.			No.	W	L	Pct.			No.	W	L	Pct.			
1.	R.M. Brown	(1)	1909	4	2	.667	1.	Buzz Williams	(5)	2015-2019	44	46	.489	1.	Mike Young	(5)	2020-2024	45	48	.484	1.	Howard Shannon	(1)	2	1	.667	1.	Bill Foster	(1)	5	0	1.000
2.	Branch Bocock	(5)	1910-11,14-16	57	13	.814	2.	Mike Young	(5)	2020-2024	45	48	.484	2.	Buzz Williams	(5)	2015-2019	4	5	.444	2.	Seth Greenberg	(1)	1	1	.500	2.	Don DeVoe	(1)	4	0	1.000
3.	L.N. Keesling	(1)	1912	6	3	.667	3.	Seth Greenberg	(8)	2005-2012	61	67	.477	3.	Seth Greenberg	(8)	2005-2012	6	8	.429	3.	Bill Foster	(1)	1	1	.500	3.	Charles Moir	(4)	8	4	.667
4.	Houston Hughes	(1)	1913	5	9	.357	4.	James Johnson	(2)	2013-2014	6	30	.167	4.	James Johnson	(2)	2013-2014	0	2	.000	4.	Buzz Williams	(3)	2	3	.400	4.	Seth Greenberg	(5)	7	5	.583
5.	H.P. Sanborn	(1)	1917	17	2	.895														5.	Buzz Williams	(1)	1	1	.500	5.	Buzz Williams	(1)	1	1	.500	
6.	Charles Bernier	(3)	1918-1920	47	13	.783														6.	Charles Moir	(4)	2	4	.333	6.	Howard Shannon	(1)	0	1	.000	
7.	W.L. Younger	(8)	1921-23,33-37	66	85	.437														7.	Mike Young	(3)	1	3	.250	7.	Gus Tebell	(1)	0	1	.000	
8.	B.C. Cabbage	(1)	1924	5	13	.278																										
9.	M.Buford Blair	(2)	1925-1926	9	19	.321																										
10.	H.B. Redd	(1)	1927	6	8	.429																										
11.	Bud Moore	(1)	1928	5	11	.313																										
12.	I.E. Randall	(1)	1929	4	13	.235																										
13.	R.S. Warren	(1)	1930	5	14	.263																										
14.	C.D. Rhodes	(1)	1931	5	10	.333																										
15.	G.S. Proctor	(4)	1932,45-47	38	38	.500																										
16.	H.M. McEver	(7)	1938-1944	49	71	.408																										
17.	G.F. Laird	(8)	1948-1955	77	120	.391																										
18.	Charles W. Noe	(7)	1956-1962	109	51	.681																										
19.	William Matthews	(2)	1963-1964	28	19	.596																										
20.	Howard Shannon	(7)	1965-1971	104	68	.605																										
21.	Don DeVoe	(5)	1972-1976	88	45	.662																										
22.	Charles Moir	(11)	1977-1987	213	119	.642																										
23.	Frankie Allen	(4)	1988-1991	56	61	.479																										
24.	Bill Foster	(6)	1992-1997	101	78	.564																										
25.	Bobby Hussey	(2)	1998-1999	23	32	.418																										
26.	Ricky Stokes	(4)	2000-2003	46	69	.400																										
27.	Seth Greenberg	(9)	2004-2012	170	123	.580																										
28.	James Johnson	(2)	2013-2014	22	41	.349																										
29.	Buzz Williams	(5)	2015-2019	100	69	.592																										
30.	Mike Young	(5)	2020-2024	92	65	.586																										

Year	Head Coach	Overall	Conf.	Finish	Conf. Trn.	Non Conf.	Post-Season	Final AP	Final Coach	All-So.	All-Am.	NBA Draft	PPG Offense	FG%	FT%	PPG Defense	Opp. FG%	Reb. Mar.
Member of the Southern Conference																		
1954	G.F. Laird	3-24	3-13	(9)	-	0-11	-	-	-	0	0	0	-	-	-	82.0	-	-
1955	G.F. Laird	7-20	4-14	(9)	-	3-6	-	-	-	0	0	0	71.6	-	-	80.1	-	-
1956	Charles W. Noe	14-11	10-7	(3)	0-1	4-4	-	-	-	1	0	0	76.2	-	-	69.2	-	-
1957	Charles W. Noe	14-8	12-5	(3)	1-1	2-3	-	-	-	0	0	0	70.4	.397	.716	64.6	.394	2.0
1958	Charles W. Noe	11-8	10-5	(2)	0-1	1-3	-	-	-	1	0	0	74.7	.406	.692	66.9	.371	5.6
1959	Charles W. Noe	16-5	10-2	(2)	0-1	6-3	-	-	-	2	0	0	83.7	.433	.695	67.6	.382	13.9
1960	Charles W. Noe	20-6	12-1	(1)	2-1	8-5	-	-	-	3	0	0	81.8	.420	.734	71.0	.390	12.4
1961	Charles W. Noe	15-7	12-3	(2)	0-1	3-4	-	-	-	2	0	1	85.2	.438	.698	75.0	.411	11.4
1962	Charles W. Noe	19-6	9-3	(2)	2-1	10-3	-	-	-	2	0	1	81.9	.451	.728	73.2	.389	2.0
1963	William Matthews	12-12	6-6	(15)	1-1	6-6	-	-	-	2	0	0	73.3	.446	.699	72.6	.417	-1.1
1964	William Matthews	16-7	7-3	(3)	0-1	9-4	-	-	-	2	0	0	78.8	.439	.718	74.3	.413	6.4
1965	Howard Shannon	13-10	8-3	(2)	1-1	5-7	-	-	-	2	0	0	81.7	.447	.661	77.2	.415	2.3
Independent																		
1966	Howard Shannon	19-5	-	-	-	19-5	NIT 0-1	-	-	-	0	1	85.5	.468	.709	77.9	.417	2.3
1967	Howard Shannon	20-7	-	-	-	20-7	NCAA 2-1	-	-	-	0	0	78.9	.465	.624	70.5	.409	5.4
1968	Howard Shannon	14-11	-	-	-	14-11	-	-	-	-	0	1	78.2	.470	.694	77.6	.450	-3.5
1969	Howard Shannon	14-12	-	-	-	14-12	-	-	-	-	0	1	75.2	.436	.710	74.3	.402	-2.3
1970	Howard Shannon	10-12	-	-	-	10-12	-	-	-	-	0	0	72.7	.421	.710	73.0	.424	-0.9
1971	Howard Shannon	14-11	-	-	-	14-11	-	-	-	-	0	1	81.9	.448	.724	76.4	.422	8.2
1972	Don DeVoe	16-10	-	-	-	16-10	-	-	-	-	0	0	77.1	.431	.677	73.0	.428	7.4
1973	Don DeVoe	22-5	-	-	-	22-5	NIT 4-0	-	-	-	0	1	85.5	.457	.681	80.0	.453	2.3
1974	Don DeVoe	13-13	-	-	-	13-13	-	-	-	-	0	0	76.0	.411	.684	74.0	.460	-0.2
1975	Don DeVoe	16-10	-	-	-	16-10	-	-	-	-	0	0	80.4	.477	.732	77.7	.450	4.7
1976	Don DeVoe	21-7	-	-	-	21-7	NCAA 0-1	-	-	-	0	2	87.2	.502	.698	72.8	.438	10.4
1977	Charles Moir	19-10	-	-	-	19-10	NIT 1-1	-	-	-	0	1	80.8	.474	.720	74.0	.459	4.8
1978	Charles Moir	19-8	-	-	-	19-8	-	-	-	-	0	1	85.7	.479	.684	76.3	.464	-0.4
Member of Metro Conference																		
1979	Charles Moir	22-9	4-6	(T4)	3-0	18-3	NCAA 1-1	-	-	-	0	1	82.2	.511	.727	73.3	.452	0.7
1980	Charles Moir	21-8	8-4	(2)	0-1	13-4	NCAA 1-1	-	-	-	0	2	75.0	.497	.722	67.8	.442	-0.5
1981	Charles Moir	15-13	6-6	(T3)	1-1	9-7	-	-	-	-	0	0	72.6	.477	.750	69.9	.488	-1.4
1982	Charles Moir	20-11	7-5	(4)	1-1	13-6	NIT 2-1	-	-	-	0	2	78.6	.517	.698	71.8	.506	-1.3
1983	Charles Moir	23-11	7-5	(T2)	1-1	16-6	NIT 1-1	-	-	-	0	0	76.6	.503	.708	67.6	.455	-1.4
1984	Charles Moir	22-13	8-6	(4)	2-1	14-7	NIT 4-1	-	-	-	0	0	74.1	.508	.682	65.5	.440	-3.9
1985	Charles Moir	20-9	10-4	(2)	0-1	10-5	NCAA 0-1	-	-	-	0	2	80.9	.500	.683	69.3	.428	0.5
1986	Charles Moir	22-9	7-5	(3)	0-1	15-4	NCAA 0-1	-	-	-	1	3	78.7	.499	.731	73.1	.447	-2.2
1987	Charles Moir	10-18	5-7	(T5)	0-1	5-11	-	-	-	-	0	0	72.6	.435	.664	76.1	.450	-2.8
1988	Frankie Allen	19-10	6-6	(T3)	0-1	13-4	-	-	-	-	0	0	91.2	.444	.686	85.4	.439	-5.0
1989	Frankie Allen	11-17	2-10	(T6)	-	9-7	-	-	-	-	0	0	87.2	.424	.718	89.5	.479	-2.4
1990	Frankie Allen	13-18	5-9	(7)	0-1	8-9	-	-	-	-	0	1	76.9	.404	.643	80.3	.487	-4.2
1991	Frankie Allen	13-16	6-8	(6)	1-1	7-8	-	-	-	-	0	0	73.6	.419	.677	79.3	.453	-2.7
1992	Bill Foster	10-18	3-9	(7)	0-1	7-8	-	-	-	-	0	0	65.1	.440	.650	67.8	.419	-0.8
1993	Bill Foster	10-18	1-11	(7)	1-1	9-7	-	-	-	-	0	0	67.1	.406	.688	70.3	.420	-6.0
1994	Bill Foster	18-10	6-6	(4)	1-1	12-4	-	-	-	-	0	0	72.4	.437	.685	66.1	.401	-0.4
1995	Bill Foster	25-10	6-6	(T4)	0-1	19-4	NIT 5-0	-	-	-	0	0	75.4	.475	.693	67.2	.405	2.3
Member of Atlantic 10 Conference																		
1996	Bill Foster	23-6	13-3	(T1-W)	0-1	10-3	NCAA 1-1	22	21	2	0	0	70.2	.457	.698	62.9	.419	2.6
1997	Bill Foster	15-16	7-9	(3-W)	1-1	8-7	-	-	-	1	0	0	62.4	.436	.665	60.2	.418	-0.1
1998	Bobby Hussey	10-17	5-11	(T4-W)	0-1	5-6	-	-	-	0	0	0	66.2	.370	.675	67.6	.413	1.7
1999	Bobby Hussey	13-15	7-9	(4-W)	1-1	6-6	-	-	-	2	0	1	65.3	.428	.663	66.1	.415	0.4
2000	Ricky Stokes	16-15	8-8	(4-W)	1-1	8-7	-	-	-	1	0	0	64.4	.437	.658	63.9	.395	0.3
Member of Big East Conference																		
2001	Ricky Stokes	8-19	2-14	(7)	-	6-5	-	-	-	0	0	0	65.6	.413	.654	74.7	.446	-0.9
2002	Ricky Stokes	10-18	4-12	(7)	-	6-6	-	-	-	0	0	0	69.4	.426	.685	70.8	.414	6.8
2003	Ricky Stokes	12-17	4-12	(T6)	-	8-5	-	-	-	0	0	0	70.2	.424	.665	74.7	.446	-0.9
2004	Seth Greenberg	15-14	7-9	(T8)	1-1	8-5	-	-	-	1	0	0	66.6	.411	.599	67.7	.458	-1.0
Member of Atlantic Coast Conference																		
2005	Seth Greenberg	16-14	8-8	(T4)	0-1	8-5	NIT 1-1	-	-	0	0	0	68.5	.427	.642	68.7	.444	-3.4
2006	Seth Greenberg	14-16	4-12	(T10)	0-1	10-3	-	-	-	0	0	0	68.7	.454	.645	65.2	.432	-3.0
2007	Seth Greenberg	22-12	10-6	(T3)	1-1	12-6	NCAA 1-1	-	25	2	1	0	71.5	.468	.660	64.1	.417	-0.6
2008	Seth Greenberg	21-14	9-7	(4)	1-1	11-6	NIT 2-1	-	-	1	0	1	70.2	.439	.681	64.7	.407	4.1
2009	Seth Greenberg	19-15	7-9	(T7)	1-1	11-5	NIT 1-1	-	-	2	0	0	72.6	.437	.724	70.7	.421	3.1
2010	Seth Greenberg	25-9	10-6	(T3)	0-1	15-2	NIT 2-1	-	-	2	0	0	72.7	.427	.717	65.1	.399	1.4
2011	Seth Greenberg	22-12	9-7	(T4)	2-1	11-4	NIT 2-1	-	-	2	0	0	70.3	.452	.710	62.7	.417	1.6
2012	Seth Greenberg	16-17	4-12	(T9)	1-1	11-4	-	-	-	1	0	0	65.1	.420	.725	62.3	.417	-0.4
2013	James Johnson	13-19	4-14	(T2)	0-1	9-4	-	-	-	1	0	1	70.2	.426	.683	74.8	.436	-1.5
2014	James Johnson	9-22	2-16	(T5)	0-1	7-5	-	-	-	0	0	0	62.9	.406	.648	67.0	.403	2.5
2015	Buzz Williams	11-22	2-16	(T5)	1-1	9-6	-	-	-	0	0	0	65.3	.446	.640	69.4	.439	-5.4
2016	Buzz Williams	20-15	10-8	(T7)	1-1	9-6	NIT 1-1	-	-	0	0	0	75.0	.449	.697	72.6	.431	-0.7
2017	Buzz Williams	22-11	10-8	(T7)	1-1	11-2	NCAA 0-1	-	-	0	0	0	79.1	.489	.737	74.7	.445	-2.4
2018	Buzz Williams	21-12	10-8	(7)	0-1	11-3	NCAA 0-1	-	-	1	0	0	79.8	.499	.709	72.2	.430	-1.6
2019	Buzz Williams	26-9	12-6	(5)	1-1	13-2	NCAA 2-1	16	14	2	0	1	73.5	.470	.761	62.1	.408	2.4
2020	Mike Young	16-16	7-13	(T10)	0-1	9-3	n/a^	-	-	1	0	0	68.6	.419	.711	66.5	.416	-3.3
2021	Mike Young	15-7	9-4	(3)	0-1	6-3	NCAA 0-1	25	-	1	0	0	72.0	.450	.698	66.0	.424	6.0
2022	Mike Young	23-13	11-9	(7)	4-0	12-4	NCAA 0-1	-	-	1	0	0	70.9	.471	.751	62.8	.430	1.7
2023	Mike Young	19-15	8-12	(T1)	1-1	11-3	NIT 0-1	-	-	0	0	0	74.1	.469	.735	70.1	.446	-0.5
2024	Mike Young	19-15	10-10	(T8)	0-1	9-5	NIT 1-1	-	-	1	0	0	74.9	.465	.793	71.0	.452	0.5

^postseason canceled due to COVID-19 pandemic

2024-25 SCHEDULE

Date	Opponent	TV	Time
11/4	Coppin State	ACCNX	8 PM
11/7	NC A&T	ACCNX	7 PM
11/10	vs. Michigan ¹	ESPN2	1 PM
11/13	USC-Upstate	ACCNX	7 PM
11/16	at Xavier	FS1	Noon
11/19	Western Carolina	ACCN	7 PM
11/23	Detroit Mercy	ACCNX	4 PM
11/28	vs. Florida ²	ESPN	2:30 PM
11/29	vs. Minnesota/Wichita State ²	ESPN/2	1/3:30 PM
12/3	at Texas A&M ³	ESPN2	9 PM
12/7	Boston College	ACCN	Noon
12/17	James Madison	ACCNX	7 PM
12/21	at Clemson	ESPN	2:30 PM
12/31	at Syracuse	ESPN2	2 PM
1/4	NC State	The CW	Noon
1/11	at Miami	The CW	5:15 PM
1/15	Stanford	ESPNEWS	6:30 PM
1/18	at Virginia Tech	ACCN	2 PM
1/21	North Carolina	ESPN	9 PM
1/25	Duke	ESPN	4:30 PM
1/28	at Louisville	ACCN	7 PM
2/1	Pitt	ESPN/2	Noon
2/5	at Stanford	ESPN2/U	11 PM
2/8	at California	ACCN	5 PM
2/12	Florida State	ESPN2/U	7 PM
2/15	at SMU	ACCN	6 PM
2/22	at NC State	ESPN2	2 PM
2/26	Virginia	ESPN2/U	9 PM
3/1	Notre Dame	The CW	5:30 PM
3/3	at Duke	ESPN	7 PM
3/8	Georgia Tech	The CW	Noon

¹Greensboro, N.C.

²ESPN Invitational, Kissimmee, Fla.

³SEC/ACC Challenge

Schedule as of Oct. 23, 2024; all times Eastern

QUICK FACTS

Location: Winston-Salem, North Carolina

Founded: 1834

Enrollment: 8,963

Colors: Old Gold & Black

President: Dr. Susan R. Wente

Athletics Director: John Currie

Arena: Lawrence Joel Coliseum (14,665)

MEDIA SERVICES

Men's Basketball Contact: Lucy Berres

Office Phone: 336-758-4261

E-mail: berresl@wfu.edu

Website: WakeForestSports.com

Twitter: @WakeMBB

2024-25 ROSTER

No.	Player	Pos.	Ht.	Wt.	Cl.	Hometown/Previous Schools
0	Omaha Biliew	F	6-8	225	So.	Denison, Iowa/Waukee High School/Iowa State
1	Davin Cosby	G	6-5	205	So.	Richmond, Va./Word of God Christian Academy/Alabama
2	Juke Harris	G	6-7	185	Fr.	Salisbury, N.C./Salisbury High School
4	Efton Reid III	F/C	7-0	250	Sr.	Richmond, Virginia/IMG Academy/Gonzaga
6	Cameron Hildreth	G	6-4	195	Sr.	Worthing, England
7	Parker Friedrichsen	G	6-4	180	So.	Bixby, Oklahoma/Bixby High
8	Ty-Laur Johnson	G	6-0	160	So.	Brooklyn, N.Y./St. Benedict's Prep/Louisville
11	Marqus Marion	F	6-9	215	So.	Skovlunde, Denmark/BMS Herlev
20	Mason Hagedorn	F	6-10	221	Fr.	Charlotte, N.C./Huntington Prep
23	Hunter Sallis	G	6-5	185	Sr.	Omaha, Nebraska/Millard North/Gonzaga
25	Tre'Von Spillers	F	6-7	205	Sr.	Charleston, S.C./Military Magnet Academy/App State
40	RJ Kennah	G	6-5	195	Sr.	Parker, Colo./Kent Denver High School
44	Owen Kmety	F	6-6	180	Jr.	Chicago, Ill./La Lumiere High School
45	Vincent Ricchiuti	F	6-6	195	So.	San Diego, Calif./St. Augustine High School
51	Kevin Dunn	G	6-2	205	Sr.	Winston-Salem, N.C./Choate Rosemary Hall
52	Will Underwood	G	6-3	180	So.	Mahtomedi, Minn./Mahtomedi High School
55	Churchill Abass	C/F	6-9	250	So.	Edo State, Nigeria

Head Coach: Steve Forbes (Southern Arkansas '88)

Assistant Coach: BJ McKie (South Carolina '98)

Assistant Coach: Matt Woodley (Drake '00)

Assistant Coach: Jason Shay (Iowa '95)

Assistant Coach: Antanas Kavaliauskas (Texas A&M '07)



2023-24 FINAL STATISTICS (21-14, 11-9/T5TH ACC)

#	PLAYER	GP-GS	MIN	AVG	TOTAL FG-FGA	FG%	3FG-FGA	3FG%	F-THROW FT-FTA	FT%	OFF REBOUNDS	DEF REBOUNDS	TOT REBOUNDS	AVG	PF	DQ	A	TO	BLK	STL	PTS	AVG
23	SALLIS, Hunter	34-34	1203:52	35.4	224-460	.487	75-185	.405	90-115	.783	22	116	138	4.1	62	0	86	65	19	37	613	18.0
	ACC-Only	20-20	702:58	35.1	137-271	.506	46-104	.442	50-62	.806	15	85	100	5.0	37	0	56	36	10	20	370	18.5
0	MILLER, Kevin	35-35	1120:09	32.0	188-405	.464	38-103	.369	131-155	.845	16	82	98	2.8	67	0	124	88	1	50	545	15.6
	ACC-Only	20-20	639:54	32.0	98-222	.441	19-53	.358	73-85	.859	10	43	53	2.7	38	0	69	55	0	22	288	14.4
2	HILDRETH, Cameron	35-35	1194:39	34.1	164-361	.454	40-114	.351	115-143	.804	14	150	164	4.7	87	2	84	72	6	35	483	13.8
	ACC-Only	20-20	679:55	34.0	84-198	.424	23-69	.333	54-69	.783	10	93	103	5.2	51	2	44	43	4	25	245	12.3
11	CARR, Andrew	35-35	1137:46	32.5	164-312	.526	36-97	.371	107-137	.781	64	175	239	6.8	91	3	51	43	52	16	471	13.5
	ACC-Only	20-20	636:11	31.8	84-166	.506	22-59	.373	51-64	.797	23	90	113	5.7	53	3	34	21	24	9	241	12.1
4	REID, Efton	28-25	774:01	27.6	106-194	.546	9-32	.281	48-57	.842	65	155	220	7.9	91	3	44	44	36	18	269	9.6
	ACC-Only	20-20	563:51	28.2	79-136	.581	7-21	.333	32-36	.889	45	109	154	7.7	66	2	30	33	23	13	197	9.9
30	MONSANTO, Damari	11-0	137:26	12.5	17-50	.340	17-49	.347	5-5	1.000	1	23	24	2.2	18	0	7	4	3	4	56	5.1
	ACC-Only	11-0	137:26	12.5	17-50	.340	17-49	.347	5-5	1.000	1	23	24	2.2	18	0	7	4	3	4	56	5.1
20	FRIEDRICHSEN, Parker	35-1	628:08	17.9	59-149	.396	50-137	.365	9-13	.692	10	36	46	1.3	34	0	21	9	2	23	177	5.1
	ACC-Only	20-0	366:03	18.3	35-83	.422	30-76	.395	7-10	.700	6	14	20	1.0	21	0	10	5	1	10	107	5.4
33	MARSH, Matthew	22-2	225:43	10.3	17-25	.680	1-2	.500	3-5	.600	15	37	52	2.4	20	0	2	7	8	5	38	1.7
	ACC-Only	12-0	121:48	10.1	10-14	.714	0-0	.000	3-4	.750	9	20	29	2.4	13	0	0	3	4	3	23	1.9
25	KELLER, Zach	27-8	297:58	11.0	16-46	.348	7-24	.292	4-11	.364	15	39	54	2.0	39	1	4	11	10	9	43	1.6
	ACC-Only	12-0	103:32	8.6	4-13	.308	1-5	.200	0-0	.000	6	14	20	1.7	15	0	3	3	1	4	9	0.8
1	MARION, Marqus	21-0	231:29	11.0	7-14	.500	2-5	.400	7-12	.583	16	27	43	2.0	22	0	3	5	5	6	23	1.1
	ACC-Only	10-0	47:33	4.8	2-3	.667	0-0	.000	1-4	.250	5	3	8	0.8	4	0	1	0	0	0	5	0.5
45	RICCHIUTI, Vincent	6-0	05:37	0.9	2-4	.500	2-4	.500	0-0	.000	0	0	0	0.0	0	0	0	0	0	0	6	1.0
	ACC-Only	2-0	01:52	0.9	1-2	.500	1-2	.500	0-0	.000	0	0	0	0.0	0	0	0	0	0	0	3	1.5
51	DUNN, Kevin	4-0	02:38	0.7	1-2	.500	0-1	.000	0-0	.000	0	1	1	0.3	1	0	0	0	0	0	2	0.5
	ACC-Only	1-0	00:30	0.5	0-1	.000	0-1	.000	0-0	.000	0	0	0	0.0	0	0	0	0	0	0	0	0.0
10	CANKA, Abramo	15-0	49:18	3.3	3-11	.273	1-5	.200	0-0	.000	3	1	4	0.3	4	0	1	3	0	0	7	0.5
	ACC-Only	7-0	14:13	2.0	2-4	.500	1-1	1.000	0-0	.000	0	1	1	0.1	2	0	1	1	0	0	5	0.7
52	UNDERWOOD, Will	6-0	06:11	1.0	0-1	.000	0-0	.000	0-0	.000	0	2	2	0.3	0	0	0	0	0	0	0	0.0
	ACC-Only	2-0	01:52	0.9	0-0	.000	0-0	.000	0-0	.000	0	1	1	0.5	0	0	0	0	0	0	0	0.0
55	KMETY, Owen	4-0	03:29	0.9	0-0	.000	0-0	.000	0-0	.000	0	1	1	0.3	0	0	1	1	1	0	0	0.0
	ACC-Only	1-0	00:30	0.5	0-0	.000	0-0	.000	0-0	.000	0	0	0	0.0	0	0	0	1	1	0	0	0.0
13	CLARK, Aaron	7-0	31:34	4.5	0-8	.000	0-6	.000	0-0	.000	0	1	1	0.1	6	0	1	1	2	4	0	0.0
	ACC-Only	4-0	06:51	1.7	0-4	.000	0-2	.000	0-0	.000	0	1	1	0.3	0	0	0	1	0	2	0	0.0
	Total	35	7050		968-2042	.474	278-764	.364	519-653	.795	296	901	1197	34.2	542	9	429	375	145	207	2733	78.1
	ACC-Only	20	4025		553-1167	.474	167-442	.378	276-339	.814	160	523	683	34.2	318	7	255	219	71	112	1549	77.5
	Opponents	35	7050		885-2045	.433	240-725	.331	463-616	.752	313	827	1140	32.6	615	11	378	397	121	205	2473	70.7
	ACC-Only	20	4025		516-1163	.444	133-402	.331	268-360	.744	158	472	630	31.5	344	5	227	210	69	118	1433	71.7

		WAKE FOREST										OPPONENTS											
Date	Opponent	WF AP	Opp USA AP	W/L TV	Score/Time	FG	FG%	3-Pt FG	3-Pt FG%	FT	FT%	FG	FG%	3-Pt FG	3-Pt FG%	FT	FT%	Reb Mar	TO WF/Opp				
11/6	Elon			W	101-78	37-65	.569	8-26	.308	19-21	.905	28-59	.475	10-23	.435	12-16	.750	+15	11/11				
11/10	at Georgia			L	77-80	25-64	.391	11-30	.367	16-18	.889	31-66	.470	6-21	.286	12-18	.667	+3	13/7				
11/16	vs Utah ¹			L	70-77	28-60	.467	10-26	.385	4-6	.667	30-60	.500	8-20	.400	9-15	.600	-11	9/11				
11/17	vs Towson ¹			W	71-61	26-53	.491	8-20	.400	11-17	.647	23-63	.365	2-11	.182	13-16	.813	-19	5/10				
11/19	vs LSU ¹			L OT	80-86	28-60	.467	8-23	.348	16-20	.800	29-71	.408	7-18	.389	21-31	.677	-4	18/11				
11/24	Charleston Southern			W	71-56	21-48	.438	5-14	.357	24-27	.889	19-51	.373	6-22	.273	12-16	.750	+2	9/15				
11/29	Florida ²			W	82-71	28-57	.491	6-16	.375	20-29	.690	24-60	.400	8-24	.333	15-19	.789	+1	13/15				
12/6	Rutgers			W	76-57	27-63	.429	8-26	.308	14-19	.737	21-56	.375	7-22	.318	8-11	.727	+12	10/14				
12/9	NJIT			W	83-59	32-57	.561	9-21	.429	10-16	.625	23-59	.390	6-28	.214	7-7	1.000	+3	10/13				
12/18	Delaware State			W	88-59	29-61	.475	10-29	.345	20-27	.741	24-59	.407	3-14	.214	8-13	.615	+2	10/18				
12/21	Presbyterian			W	91-68	31-56	.554	8-14	.571	21-23	.913	24-57	.421	8-20	.400	12-16	.750	-4	9/15				
12/30	Virginia Tech			W	86-63	30-68	.441	7-19	.368	19-21	.905	24-52	.462	5-16	.313	10-14	.714	+5	7/19				
1/2	at Boston College			W	84-78	31-58	.534	10-21	.476	12-13	.923	27-65	.415	9-24	.375	15-22	.682	+1	10/8				
1/6	Miami			W OT	86-82	29-72	.403	12-31	.387	16-21	.762	30-71	.423	10-21	.476	12-14	.857	+3	10/12				
1/9	at Florida State			L	82-87	28-59	.475	9-25	.360	17-21	.810	28-55	.509	7-13	.538	24-30	.800	+9	20/13				
1/13	Virginia			W	66-47	25-50	.500	10-21	.476	6-7	.857	16-57	.281	4-12	.333	11-15	.733	+13	17/7				
1/16	at NC State			L	76-83	24-56	.429	6-18	.333	22-28	.786	29-54	.537	0-8	.000	25-33	.758	-2	17/13				
1/20	Louisville			W	90-65	31-62	.500	18-35	.514	10-12	.833	27-59	.458	2-11	.182	9-11	.818	+10	8/7				
1/22	at North Carolina	3	3	L	64-85	21-59	.356	3-20	.150	19-25	.760	32-61	.525	5-15	.333	16-22	.727	-13	6/8				
1/31	at Pitt			L	72-77	26-57	.456	8-19	.421	17-21	.810	28-60	.467	6-22	.273	10-12	.833	-6	10/15				
2/3	Syracuse			W	99-70	35-53	.660	12-19	.632	17-24	.708	25-62	.403	7-27	.259	13-19	.684	+13	14/10				
2/6	at Georgia Tech			W	80-51	29-63	.460	5-21	.238	17-17	1.000	17-60	.283	3-24	.125	14-19	.737	+11	8/11				
2/10	NC State			W	83-79	29-60	.483	8-21	.381	17-21	.810	32-65	.492	7-20	.350	8-11	.727	-3	8/9				
2/12	at Duke	9	8	L	69-77	27-69	.391	6-26	.231	9-13	.692	26-55	.473	7-25	.280	18-25	.720	-4	9/13				
2/17	at Virginia	21	23	L	47-49	19-55	.345	5-21	.238	4-5	.800	22-54	.407	4-13	.308	1-11	.091	+2	12/8				
2/20	Pitt			W	91-58	31-51	.608	10-20	.500	19-20	.950	18-62	.290	9-33	.273	13-19	.684	+10	10/9				
2/24	Duke	8	7	W	83-79	29-48	.604	9-17	.529	16-22	.727	26-49	.531	11-25	.440	16-20	.800	-8	6/11				
2/27	at Notre Dame			L	65-70	25-59	.424	7-23	.304	8-10	.800	22-58	.379	7-28	.250	19-22	.864	+5	12/6				
3/2	at Virginia Tech			L	76-87	29-58	.500	11-25	.440	7-11	.636	34-57	.596	9-21	.429	10-14	.714	+2	11/10				
3/5	Georgia Tech			L	69-70	24-57	.421	4-16	.250	17-20	.850	29-54	.537	10-21	.476	2-2	1.000	-9	6/16				
3/9	Clemson			W	81-76	29-50	.580	9-21	.429	14-16	.875	26-56	.464	9-26	.346	15-16	.938	+2	13/10				
3/13	vs. Notre Dame ³			W	72-59	27-59	.458	5-16	.313	13-20	.650	14-49	.286	6-23	.261	25-28	.893	+2	7/10				
3/14	vs. Pitt ³			L	69-81	23-50	.460	6-21	.286	17-23	.739	26-54	.481	9-23	.391	20-25	.800	-6	15/11				
3/20	Appalachian State ⁴			W	87-76	28-58	.483	6-18	.333	25-31	.806	31-67	.463	7-27	.259	7-8	.875	+8	9/10				
3/24	Georgia ⁴			L	66-72	25-64	.391	3-22	.136	13-17	.765	22-51	.431	14-27	.519	14-17	.824	0	8/16				



STEVE FORBES

*Head Coach
Fifth Season at Wake Forest
Southern Arkansas '88*

■ Steve Forbes was named 2022 ACC Coach of the Year after leading the Demon Deacons to one of the largest turnarounds in ACC history. After winning six games in the COVID-shortened 2020-21 season, Wake won 25 games in 2021-22.

■ Forbes was the first Wake Forest coach to win ACC Coach of the Year honors since Skip Prosser in 2003.

■ Forbes won at least 24 games in each of his five seasons as the head coach at ETSU while finishing third or better in the SoCon every year. His 2020 squad won the SoCon Championship before the postseason was cut short by COVID-19.

■ During the 2019-20 season, ETSU was having its best season in program history. The Buccaneers finished with a 30-4 record and SoCon regular season and tournament titles. Forbes earned SoCon Coach of the Year honors along with the Hugh Durham Award, presented to the most outstanding mid-major coach in the country.

■ Forbes joined elite company in 2018-19, becoming one of just 10 active Division I head coaches who reached the 100-win mark in their first four seasons.

FORBES CAREER TOTALS

School	Years	W-L	Overall Pct.	Conf. W-L	Games Pct.	ACC Tournament W-L	ACC Tournament Pct.	NCAA Tournament W-L	NCAA Tournament Pct.	NIT/CIT/Vegas 16 W-L	NIT/CIT/Vegas 16 Pct.
Barton County CC	3	1996-1998	68-28 .708	-	-	-	-	-	-	-	-
NW Florida State	2	2012-2013	62-6 .912	-	-	-	-	-	-	-	-
ETSU	5	2016-2020	130-43 .751	71-19	.789	-	-	0-1	.000	1-2	.333
Wake Forest	4	2021-2024	71-54 .568	37-41	.474	2-4	.333	-	-	4-2	.667
Totals	(14)	1996-2024	331-131 .716	108-60	.643	2-4	.250	0-1	.000	5-4	.556

WAKE FOREST COACHING RECORDS

Career Records	Years	W	L	Pct.
1. J.R. Crozier	(12) 1906-1917	95	46	.674
2. E.T. MacDonnell	(1) 1918	4	12	.250
3. Irving Carlisle	(1) 1919	6	9	.400
4. Bill Holding	(2) 1920-1922	20	10	.667
5. J.L. White	(1) 1921	7	10	.412
6. Phil Utley	(1) 1923	12	5	.706
7. Hank Garrity	(2) 1924-1925	33	14	.702
8. R.S. Hayes	(2) 1926-1931	21	16	.568
9. James Baldwin	(2) 1927-1928	28	17	.622
10. Pat Miller	(2) 1929-1930	7	19	.269
11. Fred Emmerson	(2) 1932-1933	9	16	.360
12. Murray Greason	(23) 1934-1957	288	243	.542
13. Horace McKinney	(8) 1958-1965	122	94	.565
14. Jack Murdock	(1) 1966	8	18	.308
15. Jack McCloskey	(6) 1967-1972	70	89	.440
16. Carl Tacy	(13) 1973-1985	222	149	.599
17. Bob Staak	(4) 1986-1989	45	69	.395
18. Dave Odom	(12) 1990-2001	240	132	.645
19. Skip Prosser	(6) 2002-2007	126	68	.649
20. Dino Gaudio	(3) 2008-2010	61	31	.663
21. Jeff Bzdelik	(4) 2011-2014	51	76	.402
22. Danny Manning	(6) 2015-2020	81	100	.448
23. Steve Forbes	(4) 2021-2024	71	54	.568

ACC Games Only	Years	W	L	Pct.
1. Horace McKinney	(8) 1958-1965	69	43	.616
2. Murray Greason	(4) 1934-1957	33	21	.611
3. Dino Gaudio	(3) 2008-2010	27	21	.563
4. Skip Prosser	(6) 2002-2007	52	44	.542
5. Dave Odom	(12) 1990-2001	101	87	.537
6. Steve Forbes	(4) 2021-2024	37	41	.474
7. Carl Tacy	(13) 1973-1985	71	97	.423
8. Jack McCloskey	(6) 1967-1972	32	50	.390

FORBES YEAR BY YEAR

Year	School	Conf.	Overall	Conf. W-L	Conf. Finish	Post-Season
1995-96	Barton County CC	-	15-16	5-7	-	-
1996-97	Barton County CC	-	24-8	11-5	-	-
1997-98	Barton County CC	-	29-4	14-2	-	-
2011-12	NW Florida State	-	32-2	11-1	-	Runner-Up*
2012-13	NW Florida State	-	30-4	11-1	-	Runner-Up*
2015-16	East Tenn. State	SoCon	24-12	14-4	2nd	Vegas 16 1-1
2016-17	East Tenn. State	SoCon	27-8	14-4	1st	NCAA 0-1
2017-18	East Tenn. State	SoCon	25-9	14-4	2nd	-
2018-19	East Tenn. State	SoCon	24-10	13-5	4th	CIT 0-1
2019-20	East Tenn. State	SoCon	30-4	16-2	1st	n/a (COVID-19)
2020-21	Wake Forest	ACC	6-16	3-15	14th	-
2021-22	Wake Forest	ACC	25-10	13-7	5th	NIT 2-1
2022-23	Wake Forest	ACC	19-14	10-10	t8th	-
2023-24	Wake Forest	ACC	21-14	11-9	t5th	NIT 2-1

*NJCAA DI National Runner-Up

9. Jack Murdock	(1) 1966	4	10	.286
10. Danny Manning	(6) 2015-2020	30	80	.273
11. Jeff Bzdelik	(4) 2011-2014	17	51	.250
12. Bob Staak	(4) 1986-1989	8	48	.143

ACC Tournament	Years	W	L	Pct.
1. Horace McKinney	(8) 1958-1965	12	6	.667
2. Murray Greason	(4) 1954-1957	6	4	.600
3. Dave Odom	(12) 1990-2001	9	10	.474
4. Skip Prosser	(7) 2002-2007	5	6	.455
5. Jack McCloskey	(6) 1967-1972	3	6	.333
6. Carl Tacy	(13) 1973-1985	6	13	.316
7. Steve Forbes	(4) 2021-2024	2	4	.333
8. Jeff Bzdelik	(4) 2011-2014	1	4	.200
Bob Staak	(4) 1986-1989	1	4	.200
10. Danny Manning	(6) 2015-2020	1	6	.143
11. Jack Murdock	(1) 1966	0	1	.000
Dino Gaudio	(3) 2008-2010	0	3	.000

NCAA Tournament	No.	W	L	Pct.
1. Horace McKinney	(2)	6	2	.750
2. Dave Odom	(9)	10	8	.556
Skip Prosser	(4)	5	4	.556
Carl Tacy	(4)	5	4	.556
5. Murray Greason	(2)	1	2	.333
Dino Gaudio	(2)	1	2	.333
7. Danny Manning	(1)	0	1	.000

NIT	No.	W	L	Pct.
1. Dave Odom	(3)	7	2	.778
2. Steve Forbes	(2)	4	2	.667
3. Carl Tacy	(2)	3	2	.600
4. Skip Prosser	(1)	0	1	.000

Year	Head Coach	Overall	ACC	Finish	ACC Trn.	Non Conf.	Post-Season	Final AP	Final Coach	All-ACC	All-Am.	NBA Draft	PPG Offense	FG%	FT%	PPG Defense	Opp. FG%	Reb. Mar.
1954	Murray Greason	17-12	8-4	(3)	2-1	6-6	-	-	-	2	1	0	76.2	.408	.730	69.9	-	-
1955	Murray Greason	17-10	8-6	(T4)	1-1	8-3	-	-	-	2	1	1	85.7	.460	.756	79.2	-	-
1956	Murray Greason	19-9	10-4	(T3)	2-1	6-2	-	16	-	2	0	0	80.7	.443	.730	75.2	.369	-3.1
1957	Murray Greason	19-9	7-7	(T4)	1-1	10-0	-	18	-	3	1	0	68.4	.436	.738	62.6	.388	2.3
1958	Horace McKinney	6-17	3-11	(T7)	0-1	3-3	-	-	-	1	0	0	63.1	.402	.675	67.8	.398	-4.8
1959	Horace McKinney	10-14	5-9	(T6)	0-1	5-4	-	-	-	0	0	0	65.4	.408	.712	66.2	.406	-0.8
1960	Horace McKinney	21-7	12-2	(T1)	2-1	6-4	-	19	-	3	0	1	72.8	.446	.725	63.1	.378	5.9
1961	Horace McKinney	19-11	11-3	(2)	2-0	6-7	NCAA 4-1	15	10	2	1	0	82.9	.467	.683	76.5	.419	9.0
1962	Horace McKinney	22-9	12-2	(1)	3-0	7-6	NCAA 2-1	13	7	2	1	1	81.4	.472	.709	74.3	.432	7.0
1963	Horace McKinney	16-10	11-3	(2)	2-1	3-5	-	-	-	1	0	1	71.3	.460	.685	68.8	.423	2.7
1964	Horace McKinney	16-11	9-5	(2)	2-1	5-5	-	-	-	3	0	0	74.1	.466	.692	72.0	.433	2.4
1965	Horace McKinney	12-15	6-8	(5)	1-1	5-5	-	-	-	2	0	1	81.9	.457	.698	84.7	.492	1.2
1966	Jack McDock	8-18	4-10	(T6)	0-1	4-6	-	-	-	2	0	1	83.8	.455	.711	93.0	.495	-8.4
1967	Jack McCloskey	9-18	5-9	(T5)	1-1	3-7	-	-	-	1	0	2	72.2	.468	.750	77.3	.450	-9.1
1968	Jack McCloskey	5-21	3-11	(T7)	0-1	2-8	-	-	-	0	0	0	70.7	.411	.721	78.5	.472	-3.5
1969	Jack McCloskey	18-9	8-6	(T3)	1-1	8-2	-	-	-	1	0	0	86.1	.450	.771	79.2	.453	3.1
1970	Jack McCloskey	14-13	6-8	(5)	1-1	7-3	-	-	-	1	0	1	81.4	.454	.768	81.4	.454	-2.4
1971	Jack McCloskey	16-10	7-7	(4)	0-1	8-1	-	-	-	1	1	2	79.4	.489	.752	74.1	.440	-1.4
1972	Jack McCloskey	8-18	3-9	(6)	0-1	5-6	-	-	-	0	0	1	69.2	.439	.669	71.0	.465	-3.4
1973	Carl Tacy	12-15	3-9	(7)	1-1	8-3	-	-	-	1	0	1	72.3	.446	.711	77.4	.465	-2.6
1974	Carl Tacy	13-13	3-9	(T5)	0-1	10-1	-	-	-	1	0	1	76.2	.459	.720	74.1	.464	-1.1
1975	Carl Tacy	13-13	2-10	(T6)	0-1	9-2	-	-	-	1	0	0	80.6	.476	.684	79.1	.459	-4.5
1976	Carl Tacy	17-10	5-7	(T4)	0-1	10-2	-	-	-	2	0	1	87.8	.479	.720	82.6	.479	-2.2
1977	Carl Tacy	22-8	8-4	(T2)	0-1	12-3	NCAA 2-1	9	-	2	2	2	81.9	.505	.754	76.2	.496	-2.8
1978	Carl Tacy	19-10	6-6	(T4)	2-1	11-1	-	-	-	2	1	2	83.2	.507	.666	76.4	.455	0.8
1979	Carl Tacy	12-15	3-9	(T6)	0-1	9-3	-	-	-	1	0	0	72.4	.489	.651	73.4	.472	1.9
1980	Carl Tacy	13-14	4-10	(7)	0-1	9-1	-	-	-	0	0	0	70.4	.524	.715	67.6	.483	3.7
1981	Carl Tacy	22-7	9-5	(3)	1-1	10-1	NCAA 0-1	11	14	1	1	1	77.3	.518	.694	65.1	.454	-0.6
1982	Carl Tacy	21-9	9-5	(3)	1-1	11-3	NCAA 1-1	18	19	1	0	3	67.8	.514	.680	58.2	.448	1.6
1983	Carl Tacy	20-12	7-7	(5)	0-1	13-4	NIT 3-1	-	-	0	0	1	79.3	.492	.670	74.0	.464	-4.2
1984	Carl Tacy	23-9	7-7	(T3)	1-1	15-1	NCAA 2-1	19	-	2	0	2	74.6	.501	.737	66.8	.476	-1.9
1985	Carl Tacy	15-14	5-9	(T6)	0-1	10-4	NIT 0-1	-	-	1	0	2	73.1	.485	.711	68.7	.482	-3.5
1986	Bob Staak	8-21	0-14	(8)	0-1	8-6	-	-	-	0	0	0	59.8	.455	.684	67.3	.500	-7.6
1987	Bob Staak	14-15	2-12	(7)	1-1	11-2	-	-	-	1	0	1	68.9	.463	.707	68.1	.480	-4.6
1988	Bob Staak	10-18	3-11	(8)	0-1	7-6	-	-	-	1	0	0	72.4	.478	.714	76.6	.491	0.1
1989	Bob Staak	13-15	3-11	(7)	0-1	10-3	-	-	-	0	0	0	76.1	.480	.731	76.9	.504	2.0
1990	Dave Odom	12-16	3-11	(8)	0-1	9-4	-	-	-	0	0	0	68.8	.462	.646	69.0	.451	5.1
1991	Dave Odom	19-11	8-6	(T3)	0-1	11-4	NCAA 1-1	-	-	1	0	0	80.5	.489	.688	74.9	.462	2.4
1992	Dave Odom	17-12	7-9	(6)	0-1	10-2	NCAA 0-1	-	-	1	0	1	74.6	.494	.633	68.4	.457	7.7
1993	Dave Odom	21-9	10-6	(T3)	0-1	11-2	NCAA 2-1	16	15	2	1	1	77.7	.491	.722	70.2	.440	4.8
1994	Dave Odom	21-12	9-7	(3)	1-1	12-5	NCAA 1-1	-	-	2	0	0	71.3	.446	.739	65.5	.405	1.3
1995	Dave Odom	26-6	12-4	(T1)	3-0	11-2	NCAA 2-1	3	3	2	2	1	71.4	.468	.764	62.8	.388	2.9
1996	Dave Odom	26-6	12-4	(2)	3-0	11-2	NCAA 3-1	9	9	1	1	0	68.9	.465	.704	61.3	.393	4.9
1997	Dave Odom	24-7	11-5	(T2)	1-1	10-0	NCAA 1-1	9	9	2	1	1	69.0	.465	.690	58.3	.364	6.2
1998	Dave Odom	16-14	7-9	(T4)	0-1	9-4	NIT 1-1	-	-	0	0	0	65.8	.405	.699	66.5	.429	0.4
1999	Dave Odom	17-14	7-9	(4)	0-1	10-4	NIT 1-1	-	-	1	0	0	66.6	.431	.721	65.0	.417	-0.4
2000	Dave Odom	22-14	7-9	(5)	1-1	13-4	NIT Champ	-	-	1	0	0	69.8	.434	.674	64.5	.405	4.6
2001	Dave Odom	19-11	8-8	(T5)	0-1	11-2	NCAA 0-1	23	22	1	0	0	76.5	.462	.727	66.5	.409	1.0
2002	Skip Prosser	21-13	9-7	(T3)	1-1	11-5	NCAA 1-1	-	-	2	0	1	82.0	.478	.738	77.0	.442	2.9
2003	Skip Prosser	25-6	13-3	(1)	1-1	11-2	NCAA 1-1	8	9	2	1	1	77.8	.453	.752	67.8	.397	9.7
2004	Skip Prosser	21-10	9-7	(T3)	0-1	12-2	NCAA 2-1	17	16	2	0	0	83.5	.476	.712	83.5	.449	3.1
2005	Skip Prosser	27-6	13-3	(2)	0-1	14-2	NCAA 1-1	5	6	3	1	1	84.9	.491	.684	74.0	.436	7.0
2006	Skip Prosser	17-17	3-13	(T2)	2-1	12-3	NIT 0-1	-	-	2	0	0	73.0	.453	.671	71.7	.415	6.4
2007	Skip Prosser	15-16	5-11	(T10)	1-1	10-5	-	-	-	1	0	0	73.8	.455	.633	76.4	.468	0.2
2008	Dino Gaudio	17-13	7-9	(T7)	0-1	10-3	-	-	-	1	0	0	72.2	.433	.665	69.4	.429	-0.6
2009	Dino Gaudio	24-7	11-5	(T2)	0-1	13-1	NCAA 0-1	12	20	2	1	2	81.0	.490	.711	70.7	.398	5.9
2010	Dino Gaudio	20-11	9-7	(T5)	0-1	11-3	NCAA 1-1	-	-	1	0	1	72.8	.434	.657	69.5	.390	4.8
2011	Jeff Bzdelik	8-24	1-15	(T2)	0-1	7-8	-	-	-	0	0	0	67.2	.423	.746	77.2	.456	-5.2
2012	Jeff Bzdelik	13-18	4-12	(T9)	0-1	8-5	-	-	-	0	0	0	65.5	.427	.736	70.4	.441	-4.2
2013	Jeff Bzdelik	13-18	6-12	(T9)	0-1	7-5	-	-	-	1	0	0	67.5	.434	.680	70.3	.455	-2.4
2014	Jeff Bzdelik	17-16	6-12	(T11)	1-1	10-3	-	-	-	0	0	0	69.7	.451	.650	70.9	.427	-1.4
2015	Danny Manning	13-19	5-13	(T2)	0-1	7-5	-	-	-	0	0	0	69.0	.421	.638	67.0	.450	3.1
2016	Danny Manning	11-20	2-16	(T4)	0-1	9-3	-	-	-	0	0	0	74.0	.440	.660	79.0	.440	1.4
2017	Danny Manning	19-14	9-9	(T10)	1-1	9-4	NCAA 0-1	-	-	1	0	1	82.8	.472	.778	78.4	.457	2.6
2018	Danny Manning	11-20	4-14	(T4)	0-1	7-5	-	-	-	0	0	0	73.3	.439	.738	74.4	.440	1.4
2019	Danny Manning	14-19	4-14	(T13)	0-1	10-4	-	-	-	0	0	0	68.4	.394	.725	75.6	.464	3.2
2020	Danny Manning	13-18	6-14	(T13)	0-1	7-4	-	-	-	0	0	0	73.4	.432	.747	74.9	.438	2.7
2021	Steve Forbes	6-16	3-15	(T4)	0-1	3-1	-	-	-	0	0	0	66.3	.410	.727	72.0	.469	-5.7
2022	Steve Forbes	25-10	13-7	(15)	0-1	12-3	NIT 2-1	-	-	2	0	1	78.5	.483	.730	70.1	.413	3.0
2023	Steve Forbes	19-14	10-10	(T8)	1-1	9-4	-	-	-	1	0	0	76.6	.460	.746	73.8	.448	-0.4
2024	Steve Forbes	21-14	11-9	(T5)	1-1	10-5	NIT 2-1	-	-	1	0	0	78.1	.474	.795	70.7	.433	+1.6

Year	Championship Game Results	Head Coach	Tournament MVP	Site	Att.
1954	#4 NC State 82, #3 Wake Forest 80 (OT)	Everett Case	Dickie Hemric, WF	Raleigh, N.C.	39,200
1955	#1 NC State 87, #2 Duke 77	Everett Case	Ronnie Shavlik, NCS	Raleigh, N.C.	43,200
1956	#1 NC State 76, #3 Wake Forest 64	Everett Case	Vic Molodet, NCS	Raleigh, N.C.	44,800
1957	#1 North Carolina 95, #6 South Carolina 75	Frank McGuire	Lennie Rosenbluth, UNC	Raleigh, N.C.	45,900
1958	#4 Maryland 86, #3 North Carolina 74	Bud Millikan	Nick Davis, Md.	Raleigh, N.C.	47,800
1959	#1 NC State 80, #2 North Carolina 56	Everett Case	Lou Pucillo, NCS	Raleigh, N.C.	49,200
1960	#4 Duke 63, #2 Wake Forest 59	Vic Bubas	Doug Kistler, Duke	Raleigh, N.C.	46,800
1961	#1 Wake Forest 96, #2 Duke 81	Bones McKinney	Len Chappell, WF	Raleigh, N.C.	38,100
1962	#1 Wake Forest 77, #6 Clemson 66	Bones McKinney	Len Chappell, WF	Raleigh, N.C.	48,300
1963	#1 Duke 68, #2 Wake Forest 57	Vic Bubas	Art Heyman, Duke	Raleigh, N.C.	48,700
1964	#1 Duke 80, #2 Wake Forest 59	Vic Bubas	Jeff Mullins, Duke	Raleigh, N.C.	48,800
1965	#2 NC State 91, #1 Duke 85	Press Maravich	Larry Worsley, NCS	Raleigh, N.C.	49,600
1966	#1 Duke 71, #2 NC State 66	Vic Bubas	Steve Vacendak, Duke	Raleigh, N.C.	49,600
1967	#1 North Carolina 82, #2 Duke 73	Dean Smith	Larry Miller, UNC	Greensboro, N.C.	35,064
1968	#1 North Carolina 87, #3 NC State 50	Dean Smith	Larry Miller, UNC	Charlotte, N.C.	46,000
1969	#1 North Carolina 85, #3 Duke 74	Dean Smith	Charlie Scott, UNC	Charlotte, N.C.	46,664
1970	#3 NC State 42, #1 South Carolina 39 (2OT)	Norman Sloan	Van Williford, NCS	Charlotte, N.C.	46,664
1971	#2 South Carolina 52, #1 North Carolina 51	Frank McGuire	Dedmon, UNC/Roche, USC	Greensboro, N.C.	60,680
1972	#1 North Carolina 73, #2 Maryland 64	Dean Smith	Robert McAdoo, UNC	Greensboro, N.C.	61,448
1973	#1 NC State 76, #3 Maryland 74	Norman Sloan	Tommy Burleson, NCS	Greensboro, N.C.	60,736
1974	#1 NC State 103, #2 Maryland 100 (OT)	Norman Sloan	Tommy Burleson, NCS	Greensboro, N.C.	61,804
1975	#2 North Carolina 70, #4 NC State 66	Dean Smith	Phil Ford, UNC	Greensboro, N.C.	62,532
1976	#6 Virginia 67, #1 North Carolina 62	Terry Holland	Wally Walker, UVA	Landover, Md.	58,800
1977	#1 North Carolina 75, #7 Virginia 69	Dean Smith	John Kuester, UNC	Greensboro, N.C.	62,940
1978	#2 Duke 85, #5 Wake Forest 77	Bill Foster	Jim Spanarkel, Duke	Greensboro, N.C.	63,344
1979	#1 North Carolina 71, #2 Duke 63	Dean Smith	Dudley Bradley, UNC	Greensboro, N.C.	63,012
1980	#6 Duke 73, #1 Maryland 72	Bill Foster	Albert King, Md.	Greensboro, N.C.	57,597
1981	#2 North Carolina 61, #4 Maryland 60	Dean Smith	Sam Perkins, UNC	Landover, Md.	76,140
1982	#1 North Carolina 47, #2 Virginia 45	Dean Smith	James Worthy, UNC	Greensboro, N.C.	63,977
1983	#4 NC State 81, #2 Virginia 78	Jim Valvano	Sidney Lowe, NCS	Atlanta, Ga.	66,892
1984	#2 Maryland 74, #3 Duke 62	Lefty Driesell	Len Bias, Md.	Greensboro, N.C.	66,648
1985	#1 Georgia Tech 57, #2 North Carolina 54	Bobby Cremins	Mark Price, GT	Atlanta, Ga.	66,892
1986	#1 Duke 68, #2 Georgia Tech 67	Mike Krzyzewski	Johnny Dawkins, Duke	Greensboro, N.C.	64,968
1987	#6 NC State 68, #1 North Carolina 67	Jim Valvano	Vinnie Del Negro, NCS	Landover, Md.	77,108
1988	#3 Duke 65, #1 North Carolina 61	Mike Krzyzewski	Danny Ferry, Duke	Greensboro, N.C.	66,000
1989	#3 North Carolina 77, #2 Duke 74	Dean Smith	J.R. Reid, UNC	Atlanta, Ga.	66,892
1990	#3 Georgia Tech 70, #5 Virginia 61	Bobby Cremins	Brian Oliver, GT	Charlotte, N.C.	94,120
1991	#2 North Carolina 96, #1 Duke 74	Dean Smith	Rick Fox, UNC	Charlotte, N.C.	94,128
1992	#1 Duke 94, #3 North Carolina 74	Mike Krzyzewski	Christian Laettner, Duke	Charlotte, N.C.	110,141
1993	#6 Georgia Tech 77, #1 North Carolina 75	Bobby Cremins	James Forrest, GT	Charlotte, N.C.	112,106
1994	#2 North Carolina 73, #4 Virginia 66	Dean Smith	Jerry Stackhouse, UNC	Charlotte, N.C.	111,135
1995	#1 Wake Forest 82, #2 North Carolina 80 (OT)	Dave Odom	Randolph Childress, WF	Greensboro, N.C.	114,044
1996	#2 Wake Forest 75, #1 Georgia Tech 74	Dave Odom	Tim Duncan, WF	Greensboro, N.C.	111,185
1997	#3 North Carolina 64, #8 NC State 54	Dean Smith	Shammond Williams, UNC	Greensboro, N.C.	111,191
1998	#2 North Carolina 83, #1 Duke 68	Bill Guthridge	Antawn Jamison, UNC	Greensboro, N.C.	118,665
1999	#1 Duke 96, #3 North Carolina 73	Mike Krzyzewski	Elton Brand, Duke	Charlotte, N.C.	119,475
2000	#1 Duke 81, #2 Maryland 68	Mike Krzyzewski	Jason Williams, Duke	Charlotte, N.C.	119,475
2001	#2 Duke 79, #1 North Carolina 53	Mike Krzyzewski	Shane Battier, Duke	Atlanta, Ga.	182,525
2002	#2 Duke 91, #4 NC State 61	Mike Krzyzewski	Carlos Boozer, Duke	Charlotte, N.C.	111,913
2003	#3 Duke 84, #4 NC State 77	Mike Krzyzewski	Daniel Ewing, Duke	Greensboro, N.C.	111,115
2004	#6 Maryland 95, #1 Duke 87 (OT)	Gary Williams	John Gilchrist, Md.	Greensboro, N.C.	112,191
2005	#3 Duke 69, #5 Georgia Tech 64	Mike Krzyzewski	J.J. Redick, Duke	Washington, D.C.	101,505
2006	#1 Duke 78, #3 Boston College 76	Mike Krzyzewski	J.J. Redick, Duke	Greensboro, N.C.	142,470
2007	#1 North Carolina 89, #10 NC State 80	Roy Williams	Brandan Wright, UNC	Tampa, Fla.	133,614
2008	#1 North Carolina 86, #3 Clemson 81	Roy Williams	Tyler Hansbrough, UNC	Charlotte, N.C.	120,210
2009	#3 Duke 79, #4 Florida State 69	Mike Krzyzewski	Jon Scheyer, Duke	Atlanta, Ga.	158,112
2010	#1 Duke 65, #7 Georgia Tech 61	Mike Krzyzewski	Kyle Singler, Duke	Greensboro, N.C.	140,223
2011	#2 Duke 75, #1 North Carolina 58	Mike Krzyzewski	Nolan Smith, Duke	Greensboro, N.C.	139,536
2012	#3 Florida State 85, #1 North Carolina 82	Leonard Hamilton	Michael Snaer, FSU	Atlanta, Ga.	117,120
2013	#1 Miami 87, #3 North Carolina 77	Jim Larrañaga	Shane Larkin, Miami	Greensboro, N.C.	133,014
2014	#1 Virginia 72, #3 Duke 63	Tony Bennett	Joe Harris, UVA	Greensboro, N.C.	140,143
2015	#3 Notre Dame 90, #5 North Carolina 82	Mike Brey	Jerian Grant, ND	Greensboro, N.C.	141,159
2016	#1 North Carolina 61, #2 Virginia 57	Roy Williams	Joel Berry II, UNC	Washington, D.C.	131,616
2017	#5 Duke 75, #3 Notre Dame 69	Mike Krzyzewski	Luke Kennard, Duke	Brooklyn, N.Y.	115,802
2018	#1 Virginia 71, #6 North Carolina 63	Tony Bennett	Kyle Guy, UVA	Brooklyn, N.Y.	117,854
2019	#3 Duke 73, #4 Florida State 63	Mike Krzyzewski	Zion Williamson, Duke	Charlotte, N.C.	128,248
2020	No tournament champion*	-	-	Greensboro, N.C.	54,928
2021	#4 Georgia Tech 80, #2 Florida State 75	Josh Pastner	Michael Devoe, GT	Greensboro, N.C.	^33,840
2022	#7 Virginia Tech 82, #1 Duke 67	Mike Young	Hunter Cattoor, VT	Brooklyn, N.Y.	83,003
2023	#4 Duke 59, #2 Virginia 49	Jon Scheyer	Kyle Filipowski, Duke	Greensboro, N.C.	99,600
2024	#10 NC State 84, #1 North Carolina 76	Kevin Keatts	DJ Burns, NC State	Washington, D.C.	101,375

*2020 Tournament canceled after second round because of COVID-19 pandemic; ^limited attendance during COVID-19 pandemic

ACC TITLES

By Team:

Duke	22
North Carolina	18
NC State	11
Georgia Tech	4
Wake Forest	4
Virginia	3
Maryland	3
Florida State	2
Miami	1
Notre Dame	1
South Carolina	1
Virginia Tech	1

By Coach:

Mike Krzyzewski	15
Dean Smith	13
Vic Bubas	4
Everett Case	4
Roy Williams	3
Bobby Cremins	3
Norman Sloan	3
Tony Bennett	2
Bill Foster	2
Leonard Hamilton	2
Frank McGuire	2
Bones McKinney	2
Dave Odom	2
Jim Valvano	2
Mike Brey	1
Lefty Driesell	1
Bill Guthridge	1
Terry Holland	1
Kevin Keatts	1
Jim Larrañaga	1
Press Maravich	1
Bud Millikan	1
Josh Pastner	1
Jon Scheyer	1
Gary Williams	1
Mike Young	1

ACC REGULAR

SEASON TITLES

By Team:

North Carolina	33
Duke	20
Virginia	11
NC State	7
Maryland	5
Wake Forest	4
Georgia Tech	2
Miami	2
Clemson	1
Florida State	1
South Carolina	1

Totals include ties

Year	ACC Champion	Reg. Season Champion	NCAA Bids	NCAA W-L	NCAA Teams	Non-ACC	Pct.
1954	NC State	Duke	(1)	2-1	NCS 2-1	83-41	.669
1955	NC State	NC State	(1)	0-1	Duke 0-1	54-28	.659
1956	NC State	NC State/UNC	(1)	0-1	NCS 0-1	54-16	.771
1957	North Carolina	North Carolina	(1)	5-0	UNC 5-0	57-22	.722
1958	Maryland	Duke	(1)	2-1	Md. 2-1	39-25	.609
1959	NC State	NC State/UNC	(1)	0-1	UNC 0-1	35-35	.500
			(6)	9-5		322-167	.658
1960	Duke	UNC/Wake Forest	(1)	2-1	Duke 2-1	43-32	.573
1961	Wake Forest	North Carolina	(1)	2-1	WF 2-1	47-35	.573
1962	Wake Forest	Wake Forest	(1)	4-1	WF 4-1	38-27	.585
1963	Duke	Duke	(1)	3-1	Duke 3-1	40-27	.597
1964	Duke	Duke	(1)	3-1	Duke 3-1	39-35	.527
1965	NC State	Duke	(1)	1-1	NCS 1-1	44-28	.611
1966	Duke	Duke	(1)	3-1	Duke 3-1	52-27	.658
1967	North Carolina	North Carolina	(1)	2-2	UNC 2-2	52-37	.584
1968	North Carolina	North Carolina	(1)	3-1	UNC 3-1	44-36	.550
1969	North Carolina	North Carolina	(1)	2-2	UNC 2-2	55-33	.625
			(10)	25-12		454-317	.589
1970	NC State	South Carolina	(1)	1-1	NCS 1-1	64-24	.727
1971	South Carolina	North Carolina	(1)	0-2	USC 0-2	68-18	.791
1972	North Carolina	North Carolina	(1)	3-1	UNC 3-1	70-21	.769
1973	NC State	NC State	(1)	1-1	Md. 1-1	72-19	.791
1974	NC State	NC State	(1)	4-0	NCS 4-0	71-17	.807
1975	North Carolina	Maryland	(2)	4-2	UNC 2-1 Md. 2-1	72-17	.809
1976	Virginia	North Carolina	(2)	0-2	UNC 0-1 UVa 0-1	82-13	.863
1977	North Carolina	North Carolina	(2)	6-2	WF 2-1 UNC 4-1	82-16	.837
1978	Duke	North Carolina	(2)	4-2	Duke 4-2 UNC 0-1	88-16	.846
1979	North Carolina	Duke/UNC	(2)	0-2	Duke 0-1 UNC 0-1	80-20	.800
			(15)	23-15		749-181	.805
1980	Duke	Maryland	(5)	6-5	NCS 0-1 UNC 0-1 Md. 1-1 Duke 2-1 Clem. 3-1	90-17	.841
1981	North Carolina	Virginia	(4)	9-4	WF 0-1 Md. 1-1 UVa 4-1 UNC 4-1	90-21	.811
1982	North Carolina	UNC/UVa	(4)	7-3	NCS 0-1 WF 1-1 UVa 1-1 UNC 5-0	92-22	.807
1983	NC State	UNC/UVa	(4)	11-3	Md. 1-1 UVa 2-1 UNC 2-1 NCS 6-0	94-32	.746
1984	Maryland	North Carolina	(5)	8-5	Duke 0-1 Md. 1-1 UNC 1-1 WF 2-1 UVa 4-1	108-18	.857
1985	Georgia Tech	GT/UNC/NCS	(5)	12-5	Duke 1-1 Md. 2-1 NCS 3-1 UNC 3-1 GT 3-1	109-26	.807
1986	Duke	Duke	(6)	13-6	UVa 0-1 Md. 1-1 UNC 2-1 GT 2-1 NCS 3-1 Duke 5-1	115-27	.810
1987	NC State	North Carolina	(6)	5-6	UVa 0-1 NCS 0-1 GT 0-1 Clem. 0-1 Duke 2-1 UNC 3-1	98-26	.790
1988	Duke	North Carolina	(5)	9-5	NCS 0-1 Md. 1-1 GT 1-1 UNC 3-1 Duke 4-1	93-33	.738
1989	North Carolina	NC State	(6)	12-6	GT 0-1 Clem. 1-1 NCS 2-1 UNC 2-1 UVa 3-1 Duke 4-1	99-31	.762
			(50)	92-48		988-253	.796
1990	Georgia Tech	Clemson	(5)	14-5	UVa 1-1 UNC 2-1 Clem. 2-1 GT 4-1 Duke 5-1	110-29	.791
1991	North Carolina	Duke	(6)	13-5	UVa 0-1 WF 1-1 NCS 1-1 GT 1-1 UNC 4-1 Duke 6-0	103-27	.792
1992	Duke	Duke	(5)	12-4	WF 0-1 GT 2-1 FSU 2-1 UNC 2-1 Duke 6-0	99-26	.792
1993	Georgia Tech	North Carolina	(6)	14-5	GT 0-1 Duke 1-1 UVa 2-1 WF 2-1 FSU 3-1 UNC 6-0	101-20	.835
1994	North Carolina	Duke	(5)	10-5	UVa 1-1 WF 1-1 UNC 1-1 Md. 2-1 Duke 5-1	91-32	.740
1995	Wake Forest	NC/WF/UVa/Md	(4)	11-4	WF 2-1 Md. 2-1 UVa 3-1 UNC 4-1	94-21	.817
1996	Wake Forest	Georgia Tech	(6)	6-6	Clem. 0-1 Md. 0-1 Duke 0-1 UNC 1-1 GT 2-1 WF 3-1	79-27	.745
1997	North Carolina	Duke	(6)	8-6	Md. 0-1 UVa 0-1 WF 1-1 Duke 1-1 Clem. 2-1 UNC 4-1	104-22	.825
1998	North Carolina	Duke	(5)	10-5	Clem. 0-1 FSU 1-1 Md. 2-1 Duke 3-1 UNC 4-1	106-29	.785
1999	Duke	Duke	(3)	7-3	UNC 0-1 Md. 2-1 Duke 5-1	107-30	.781
			(51)	105-48		994-263	.791
2000	Duke	Duke	(3)	7-3	Md. 1-1 Duke 2-1 UNC 4-1	91-42	.684
2001	Duke	Duke/UNC	(6)	11-5	GT 0-1 WF 0-1 UVa 0-1 UNC 1-1 Md. 4-1 Duke 6-0	95-30	.760
2002	Duke	Maryland	(4)	10-3	WF 1-1 NCS 1-1 Duke 2-1 Md. 6-0	92-34	.730
2003	Duke	Wake Forest	(4)	5-4	NCS 0-1 WF 1-1 Duke 2-1 Md. 2-1	90-31	.743
2004	Maryland	Duke	(6)	14-6	UNC 1-1 Md. 1-1 NCS 1-1 WF 2-1 Duke 4-1 GT 5-1	106-22	.828
2005	Duke	North Carolina	(5)	12-4	GT 1-1 WF 1-1 NCS 2-1 Duke 2-1 UNC 6-0	121-34	.781
2006	Duke	Duke	(4)	6-4	NCS 1-1 UNC 1-1 BC 2-1 Duke 2-1	129-40	.763
2007	North Carolina	UNC/Virginia	(7)	7-7	GT 0-1 Duke 0-1 BC 1-1 UVa 1-1 VT 1-1 Md. 1-1 UNC 3-1	149-42	.780
2008	North Carolina	North Carolina	(4)	6-4	Clem. 0-1 Mia. 1-1 Duke 1-1 UNC 4-1	141-46	.754
2009	Duke	North Carolina	(7)	9-6	WF 0-1 FSU 0-1 BC 0-1 Clem. 0-1 Md. 1-1 Duke 2-1 UNC 6-0	148-35	.809
			(50)	87-46		1,162-356	.765
2010	Duke	Duke/Maryland	(6)	9-5	FSU 0-1 Clem. 0-1 WF 1-1 GT 1-1 Md. 1-1 Duke 6-0	153-39	.797
2011	Duke	North Carolina	(4)	8-4	Clem. 1-1 FSU 2-1 Duke 2-1 UNC 3-1	134-58	.705
2012	Florida State	North Carolina	(5)	6-5	UVa 0-1 Duke 0-1 FSU 1-1 NCS 2-1 UNC 3-1	125-58	.683
2013	Miami	Miami	(4)	6-4	NCS 0-1 UNC 1-1 Mia. 2-1 Duke 3-1	126-44	.741
2014	Virginia	Virginia	(6)	6-6	Duke 0-1 NCS 1-1 Pitt 1-1 Syr. 1-1 UNC 1-1 UVa 2-1	151-61	.712
2015	Notre Dame	Virginia	(6)	17-5	UVa 1-1 UNC 2-1 NCS 2-1 ND 3-1 UL 3-1 Duke 6-0	167-51	.766
2016	North Carolina	North Carolina	(7)	19-7	Pitt 0-1 Mia. 2-1 Duke 2-1 ND 3-1 UVa 3-1 Syr. 4-1 UNC 5-1	166-49	.772
2017	Duke	North Carolina	(9)	11-8	Miami 0-1 VT 0-1 WF 0-1 Duke 1-1 FSU 1-1 UL 1-1 ND 1-1 UVa 1-1 UNC 6-0	171-47	.784
2018	Virginia	Virginia	(9)	12-9	Miami 0-1 NCS 0-1 UVa 0-1 VT 0-1 UNC 1-1 Clem. 2-1 Syr. 3-1 Duke 3-1 FSU 3-1	165-50	.767
2019	Duke	UNC/Virginia	(7)	15-6	Duke 3-1 FSU 2-1 UL 0-1 UNC 2-1 Syr. 0-1 VT 2-1 UVa 6-0	165-47	.778
			(63)	109-59		1,523-504	.751
2020	Florida State*	Florida State	-	-	n/a	120-41	.745
2021	Georgia Tech	Virginia	(7)	4-7	Clem. 0-1 FSU 2-1 GT 0-1 UNC 0-1 Syr. 2-1 UVa 0-1 VT 0-1	68-31	.687
2022	Virginia Tech	Duke	(5)	14-5	Duke 4-1 Mia. 3-1 UNC 5-1 ND 2-1 VT 0-1	126-59	.681
2023	Duke	Miami/Virginia	(5)	7-5	Miami 4-1 Pitt 2-1 Duke 1-1 NCSU 0-1 UVa 0-1	115-59	.661
2024	NC State	North Carolina	(5)	12-5	NCS 4-1 Clem. 3-1 Duke 3-1 UNC 2-1 UVa 0-1	133-53	.715
			(22)	37-22		562-243	.698

1954

NC State - ACC Champion
Dickie Hemric, WF - ACC Player of the Year
Everett Case, NCS - ACC Coach of the Year

NC State laid claim to the first of three straight ACC titles for the Wolfpack, defeating Wake Forest 82-80 in overtime in the league's inaugural ACC Tournament ... 39,200 attended the tournament at NC State's Reynolds Coliseum ... a book of tickets for the entire Tournament cost \$10 ... the Wolfpack represented the ACC in the NCAA tournament, winning two of three games ... the ACC adopted a rule from the Southern Conference that no team could participate in the NIT, a ban that stood until 1967 ... the ACC's first regular season produced an unbalanced schedule with conference games ranging from 12 (Wake Forest) to five (Virginia) ... the Deacons' Dickie Hemric led the league in rebounding (15.1) and was second in scoring (24.3) en route to earning ACC Player of the Year honors ... Virginia's Buzz Wilkinson led the ACC and was third nationally in scoring (30.1) - the third highest per game average in conference annals ... Maryland's Gene Shue, a former walk-on, set 11 individual school records and finished as the school's all-time leading scorer with 1,386 points - a record he held until 1974 ... the free throw lane was only six feet wide and a one-and-one free throw rule was in place, although the bonus was used only if the first shot was missed; the rule was in effect the entire game except the final three minutes, when every foul resulted in two free throws ... games were played in four 10-minute quarters ... Rio Grande College's Bevo Francis, the nation's college division leading scorer (47.1), scored 34 points in a 92-77 loss to NC State and 32 points in a 67-65 win over Wake Forest.

1953-54 Final Standings

Team	AP			ACC			Overall		
	AP	UPI	W	L	For	Opp	W	L	For
Duke	16	20	9	1	81.8	71.0	22	6	83.3
Maryland	20	x	7	2	69.0	56.0	23	7	65.1
Wake Forest			8	4	81.5	71.1	17	12	76.2
NC State	x	14	5	3	82.0	72.5	26	7	81.4
North Carolina			5	6	68.1	65.5	11	10	68.5
South Carolina			2	8	60.0	75.8	10	16	65.1
Virginia			1	4	66.6	74.6	16	11	79.6
Clemson			0	9	55.8	84.2	5	18	62.3

vs. Non-Conference: 83-41 (.669)

vs. Non-ACC Ranked Teams: 1-6

NCAA: (1 team: 2-1)

NIT: (no teams)

Teams Ranked During Season: Duke, Maryland, NC State

1954 ACC Tournament, Raleigh, N.C. (March 4-5-6)

Quarterfinals - #3 Wake Forest d. #6 South Carolina 58-57 (ot); #2 Maryland d. #7 Clemson 75-59; #1 Duke d. #8 Virginia 96-68; #4 NC State d. #5 North Carolina 52-51.

Semifinals - NC State d. Duke 79-75; Wake Forest d. Maryland 64-56 (ot).

Finals - NC State d. Wake Forest 82-80 (ot).

All-Tournament - First Team - Dickie Hemric, WF; Gene Shue, Md.; Mel Thompson, NCS; Ronnie Shavlik, NCS; Skippy Winstead, UNC.

Second Team - Buzz Wilkinson, UVa; Bernie Janicki, Duke; Rudy D'Emilio, Duke; Herb Appelbaum, NCS; Lefty Davis, WF.

Tournament MVP - Dickie Hemric, Wake Forest (23.4 points, 14.7 rebounds)

All-Atlantic Coast Conference

First Team • unanimous

Dickie Hemric, Jr., WF	• 200
Gene Shue, Sr., Md.	190
Mel Thompson, Sr., NCS	181
Rudy D'Emilio, Sr., Duke	174
Buzz Wilkinson, Jr., UVa	148

Second Team

Vic Molodet, So., NCS	91
"Lefty" Davis, So., WF	91
Joe Belmont, So., Duke	81
Jerry Vayda, So., UNC	80
Ronnie Mayer, So., Duke	65

Player of the Year: Dickie Hemric, Jr., Wake Forest (18); Thompson (10); Shue (8); Ronnie Shavlik, NCS (4); Herb Applebaum, NCS (3).

Coach of the Year: Everett Case, NC State (13); Hal Bradley, Duke (11); Frank McGuire, UNC (8); Bud Millikan, Md. (7); Murray Greason, WF (4).

Scoring & Rebounding Leaders

Scoring (NCAA rank)

Buzz Wilkinson, Jr., UVa	(3) 30.1
Dickie Hemric, Jr., WF	24.3
Gene Shue, Sr., Md.	21.8
Mel Thompson, Sr., NCS	18.6
Lefty Davis, So., WF	17.4

Rebounding

Dickie Hemric, Jr., WF	15.1
Ronnie Shavlik, So., NCS	13.4
Joe Smith, Jr., USC	11.5
Charley Gage, Sr., Clem.	11.3
Paul Likins, Jr., UNC	10.9

NCAA STATS: Maryland's Gene Shue finishes seventh nationally in field goal percentage (.505) while Hemric is eighth (.504) ... only 10 players nationally, who made 100 field goals or more - shot 50 percent or better for the season ... Duke finishes fourth nationally in scoring (83.3); Maryland is fourth in field goal percentage (.428) ... the Deacons lead the nation in free throw percentage (.727) while USC is third in fewest fouls (16.9).

1955

NC State - ACC Champion
Dickie Hemric, WF - ACC Player of the Year
Everett Case, NCS - ACC Coach of the Year

NC State captured its second straight ACC title with an 87-77 win over Duke ... the league featured a balanced schedule for the first time with each team playing a 14-game league slate ... with the Wolfpack serving a one-year NCAA postseason penalty for recruiting violations, the Blue Devils represented the ACC in the NCAA Tournament, losing a 1-point decision to Villanova ... with the ACC policy prohibiting teams from playing in the NIT, NC State participated in the annual national AAU Tournament in Denver, defeating Wuthnow Furniture 71-68 of Hope, Kan., before losing to the San Francisco Olympic Club 70-60 ... Wake Forest's Dickie Hemric was named ACC Player of the Year for a second consecutive season and concluded his career as the NCAA's all-time leading scorer with 2,587 points ... NC State's Ronnie Shavlik set the ACC single season record with 581 rebounds ... Virginia's Buzz Wilkinson had 26 games with 20 or more points and broke his own ACC single-season scoring record, averaging 32.1 points per game ... the Cavaliers' Bill Miller recorded the ACC's first-ever "triple-double" with 11 points, 10 rebounds and 10 assists against NC State (F1) ... UNC senior Paul Linkins was named a Rhodes Scholar ... for a second-straight season, South Carolina's Lee Collins (16.1) and Joe Smith (10.7) both averaged over 10 rebounds a game - marking the only time in league history that two teammates averaged 10 or more rebounds in back-to-back seasons ... UNC's Lennie Rosenbluth (25.9 ppg) had two games with 25 rebounds and was the first sophomore named first-team All-ACC.

1954-55 Final Standings

Team	AP			ACC			Overall		
	AP	UPI	W	L	For	Opp	W	L	For
NC State	4	6	12	2	91.6	77.6	28	4	88.7
Duke			11	3	86.6	70.7	20	8	85.2
Maryland			10	4	65.9	62.9	17	7	65.5
Wake Forest			8	6	84.0	80.1	17	10	85.7
North Carolina			8	6	80.3	79.1	10	11	75.8
Virginia			5	9	89.6	89.6	14	15	89.8
South Carolina			2	12	69.3	83.4	10	17	75.7
Clemson			0	14	72.9	96.8	2	21	73.7

vs. Non-Conference: 54-28 (.659)

vs. Non-ACC Ranked Teams: 5-5

NCAA: (1 team: 0-1)

NIT: (no teams)

Teams Ranked During Season: Duke, Maryland, NC State, Wake Forest

1955 ACC Tournament, Raleigh, N.C. (March 3-4-5)

Quarterfinals - #6 Virginia d. #3 Maryland 68-67 (ot); #2 Duke d. #7 South Carolina 83-67; #1 NC State d. #8 Clemson 101-76; #4 Wake Forest d. #5 North Carolina 95-82.

Semifinals - NC State d. Wake Forest 85-70; Duke d. Virginia 90-77 (ot).

Finals - NC State d. Duke 87-77.

All-Tournament - First Team - First Team; Buzz Wilkinson, UVa; Ronnie Shavlik, NCS; Ronnie Mayer, Duke; Dickie Hemric, WF; "Lefty" Davis, WF. **Second Team** - Bill Miller, UVa; Bill Yarborough, Clem.; Vic Molodet, NCS; Joe Belmont, Duke; Phil DiNardo, NCS.

Tournament MVP - Ronnie Shavlik, NC State (23.3 points, 18.0 rebounds)

All-Atlantic Coast Conference

First Team • unanimous

Dickie Hemric, Sr., WF	• 250
Ronnie Shavlik, Jr., NCS	• 250
Buzz Wilkinson, Sr., UVa	248
Lennie Rosenbluth, So., UNC	223
Ronnie Mayer, Jr., Duke	219

Second Team

Bob Kessler, Jr., Md.	161
Bill Yarborough, Jr., Clem.	150
Joe Belmont, Jr., Duke	123
Vic Molodet, Jr., NCS	123
"Lefty" Davis, Jr., WF	75

Player of the Year: Dickie Hemric, Sr., WF (22); Ronnie Shavlik, Jr., NCS (12); Buzz Wilkinson, Sr., UVa (11).

Coach of the Year: Everett Case, NCS (26); Bus Male, UVa (12); Frank McGuire, UNC (5); Hal Bradley, Duke (1); Murray Greason, WF (1).

Scoring & Rebounding Leaders

Scoring (NCAA rank)

Buzz Wilkinson, Sr., UVa	(2) 32.1
Bill Yarborough, Jr., Clem.	(4) 28.3
Dickie Hemric, Jr., WF	(6) 27.6
Lennie Rosenbluth, So., UNC	(12) 25.5
Ronnie Shavlik, Jr., NCS	22.1

Rebounding

Dickie Hemric, Jr., WF	19.0
Ronnie Shavlik, Jr., NCS	18.1
Lee Collins, Jr., USC	16.1
Ronnie Mayer, Jr., Duke	12.4
Lennie Rosenbluth, So., UNC	11.7

NCAA STATS: From 1955 to 1962, the NCAA individual rebound leaders were determined by dividing the player's total rebounds by the combined total of rebounds by both his team and the opponents ... the leader for the 1954-55 season was Marshall's Charlie Slack who garnered 26.4 percent of available rebounds (538 of 2040).

1956

NC State - ACC Champion
Ronnie Shavlik, NCS - ACC Player of the Year
Murray Greason, WF - ACC Coach of the Year

NC State wins its third-straight ACC title following a 76-64 win over Wake Forest ... the Wolfpack's Ronnie Shavlik averaged 18.2 points and an ACC-record 19.5 rebounds per game en route to becoming the first ACC player to earn consensus All-American honors ... Shavlik had 12 "double-doubles" and is the only player in league history to have 500 or more rebounds twice in his career ... for the first time, the ACC had four teams - NC State (2), North Carolina (15), Wake Forest (18) and Duke (19) - ranked in the final AP poll ... Maryland (Student Activities Center; later Cole Field House) and Wake Forest (Memorial Coliseum) open new basketball arenas ... the Terps were 169-90 in 25 years at Ritchie Coliseum (1931-55; 4,200 capacity) while the Deacons had played 21 seasons (1936-1956; 2,200 capacity) at Gore Gymnasium on the old Wake Forest campus ... the Deacons played two games - NC State (D6) and BYU (D22) - at Memorial Coliseum ... after losing its first 26 ACC games, Clemson claims its first conference victory beating Virginia 75-73 (D16) at Fike Field House ... 16 players played at least one game during the season for the 10-17 Cavaliers ... led by Lefty Davis (19.2 ppg), Wake Forest becomes the first ACC team to finish a season with five double-figure scorers ... the Deacons Jackie Murdock becomes the first of only two players all-time to lead the ACC in both field goal (.500) and free throw percentage (.857) in the same season ... the NCAA increased the free throw lane from six feet to 12 feet.

1955-56 Final Standings

Team	ACC				Overall			
	AP	UPI	W	L	For	Opp	W	L
NC State.....	2	2	11	3	83.4	73.1	24	4
North Carolina.....	13	11	11	3	77.5	70.4	18	5
Wake Forest.....	16	x	10	4	83.0	76.1	19	9
Duke.....	17	18	10	4	78.6	68.2	19	7
Maryland.....			7	7	66.6	64.9	14	10
Virginia.....			3	11	68.4	81.8	10	17
South Carolina.....			3	11	71.4	80.9	9	14
Clemson.....			1	13	79.6	93.1	9	17

vs. Non-Conference: 54-16 (.771)

vs. Non-ACC Ranked Teams: 1-3

NCAA: (1 team: 0-1)

NIT: (no team)

Teams Ranked During Season: Duke, North Carolina, NC State, Wake Forest

1956 ACC Tournament, Raleigh, N.C. (March 1-2-3)

Quarterfinals - #3 Wake Forest d. #6 South Carolina 79-64; #2 North Carolina d. #7 Virginia 81-77; #1 NC State d. #8 Clemson 88-84; #4 Duke d. #5 Maryland 94-69.
Semifinals - NC State d. Duke 91-79; Wake Forest d. North Carolina 77-56.
Finals - NC State d. Wake Forest 76-64.

All-Tournament - First Team - Vic Molodet, NCS; Lennie Rosenbluth, UNC; Jack Murdock, WF; Jack Williams, WF; John Maglio, NCS.

Second Team - Ronnie Shavlik, NCS; Ronnie Mayer, Duke; Bob Kessler, Md.; Bill Miller, UVA; Bob McCarty, UVA.

Tournament MVP - Vic MODOLET, NC State (26.3 points, 14.7 rebounds)

All-Atlantic Coast Conference

First Team • unanimous

Ronnie Shavlik, Sr., NCS.....	235
Lennie Rosenbluth, Jr., UNC.....	235
Vic Molodet, Sr., NCS.....	220
"Lefty" Davis, Sr., WF.....	219
Joe Belmont, Sr., Duke.....	197

Second Team

Ronnie Mayer, Sr., Duke.....	168
Grady Wallace, Jr., SC.....	109
Bob Kessler, Sr., Md.....	94
Bill Yarborough, Sr., Clem.....	94
Jack Murdock, Jr., WF.....	83

Player of the Year: Ronnie Shavlik, Sr., NCS (31); Vic Molodet, Sr., NCS (10); Lennie Rosenbluth, Jr., UNC (7).

Coach of the Year: Murray Greason, WF (33); Everett Case, NCS (11); Banks McFadden, Clem (1); Frank McGuire, UNC (1); Bus Male, UVA (1).

Statistical Leaders

Scoring (NCAA rank)

Lennie Rosenbluth, Jr., UNC.....	(6) 26.7
Grady Wallace, Jr., USC.....	(17) 23.9
Bob McCarty, Sr., UVA.....	(24) 23.1
Ronnie Mayer, Sr., Duke.....	22.1
Vince Yockel, So., Clem.....	20.9

Rebounding

Ronnie Shavlik, Sr., NCS.....	(7) 19.5
Lee Collins, Sr., USC.....	17.6
Bob Kessler, Sr., Md.....	14.0
Lennie Rosenbluth, Jr., UNC.....	11.4
Phil DiNardo, Sr., NCS.....	11.2

NCAA STATS: NC State's Ronnie Shavlik averages an ACC-record 19.5 rebounds per game and finishes seventh nationally in rebound percentage (.196) ... Wake's Jackie Murdock is second in free throw percentage (.857) while NC State's Vic Molodet is fourth (.852) ... Clemson leads the ACC and ranks eighth nationally in scoring offense (86.0).

1957

North Carolina - ACC & National Champion
Lennie Rosenbluth, UNC - ACC Player of the Year
Frank McGuire, UNC - ACC Coach of the Year

North Carolina became the first ACC team to capture a national championship defeating a Wilt Chamberlain-led Kansas quintet 54-53 in three overtimes ... one night earlier, UNC needed three overtimes to beat Michigan State 74-70 in the national semifinals ... ACC Player of the Year Lennie Rosenbluth (28.0 ppg) led the Tar Heels to the league's first undefeated season (32-0) ... South Carolina's Grady Wallace became the first and only ACC player to lead the nation in scoring (31.2) ... Wallace averaged 37.7 ppg over his last six games to edge Chamberlain and Seattle's Elgin Baylor for the scoring title ... Wallace becomes the first player to lead the ACC in scoring and rebounding (14.4) in the same season and the first Gamecock to be named first-team All-ACC ... South Carolina shot over 40 percent (.404) from the floor for the first time in school history ... UNC's Frank McGuire is named National Coach of the Year ... the ACC's first coaching change occurs when Press Maravich replaces Banks McFadden at Clemson ... in 1957 there were 440 NCAA member institutions broken down into two divisions - University Division (160), College Division (280) ... the NCAA title game in Kansas City was covered by writers from 64 newspapers and carried on live radio by 73 stations in 11 states ... television producer and syndicator C.D. Chesley, who earlier in the fall had paid the Conference \$75,000 to broadcast three ACC football games on a regional basis, paid the NCAA a rights fee prior to the Final Four to carry both UNC games back to North Carolina over a five-station network.

1956-57 Final Standings

Team	ACC				Overall			
	AP	UPI	W	L	For	Opp	W	L
North Carolina.....	1	1	14	0	80.1	67.1	32	0
Maryland.....			9	5	64.8	61.4	16	10
Duke.....			8	6	77.9	74.9	13	11
Wake Forest.....	18	x	7	7	68.1	65.8	19	9
NC State.....			7	7	74.0	75.1	15	11
South Carolina.....			5	9	76.6	77.9	17	12
Clemson.....			3	11	73.0	83.6	7	17
Virginia.....			3	11	70.6	79.2	6	19

vs. Non-Conference: 57-22 (.722)

vs. Non-ACC Ranked Teams: 4-3

NCAA: (1 team: 5-0 - North Carolina Champion)

NIT: (no team)

Teams Ranked During Season: Duke, North Carolina, NC State, Wake Forest

1957 ACC Tournament, Raleigh, N.C. (March 7-8-9)

Quarterfinals - #6 South Carolina d. #3 Duke 84-81; #2 Maryland d. #7 Virginia 71-68; #1 North Carolina d. #8 Clemson 81-61; #4 Wake Forest d. #5 NC State 66-57.
Semifinals - North Carolina d. Wake Forest 61-59; South Carolina d. Maryland 74-64.
Finals - North Carolina d. South Carolina 95-75.

All-Tournament - First Team - Lennie Rosenbluth, UNC; Grady Wallace, SC; Jack Williams, WF; Pete Brennan, UNC; Jack Murdock, WF. **Second Team** - Tommy Kearns, UNC; John Nacincik, Md.; Ray Pericola, SC; Joe Quigg, UNC; Bob Cunningham, UNC.

Tournament MVP - Lennie Rosenbluth, N. Carolina (35.3 points; 11.0 rebounds)

All-Atlantic Coast Conference

First Team • unanimous

Lennie Rosenbluth, Sr., UNC.....	275
Grady Wallace, Sr., SC.....	275
Jack Murdock, Sr., WF.....	269
Tommy Kearns, Jr., UNC.....	222
Jack Williams, Sr., WF.....	166

Second Team

Bob O'Brien, Sr., Md.....	160
Pete Brennan, Jr., UNC.....	152
Jim Newcome, Jr., Duke.....	142
John Richter, So., NCS.....	123
Ernie Wiggins, Sr., WF.....	93

Player of the Year: Lennie Rosenbluth, Sr., N. Carolina (43); Grady Wallace, Sr., SC (4).

Coach of the Year: Frank McGuire, UNC (47) unanimous

Statistical Leaders

Scoring (NCAA rank)

Grady Wallace, Sr., SC.....	(1) 31.2
Lennie Rosenbluth, Sr., UNC.....	(7) 28.0
Herb Busch, So., UVA.....	19.8
Vince Yockel, Jr., Clem.....	19.8
Jack Williams, Sr., WF.....	16.2

Rebounding

Grady Wallace, Sr., SC.....	14.4
John Richter, So., NCS.....	12.7
Fred Lentz, So., SC.....	12.4
Jim Newcome, Jr., Duke.....	11.4
Pete Brennan, Jr., UNC.....	10.4

NCAA STATS: Wake Forest's Ernie Wiggins (.877) and Jackie Murdock (.875) finish 1-2 among NCAA free throw percentage leaders; NC State's Bob Seitz is third (.872) ... NC State finishes seventh nationally in field goal percentage (.438) while Wake Forest is eighth (.436) ... the Deacs also finish fourth in free throw percentage (.738).

1958

Maryland - ACC Champion
Pete Brennan, UNC - ACC Player of the Year
Everett Case - ACC Coach of the Year

Fourth-seeded **Maryland** became the first school from outside the state of North Carolina to capture an ACC title, defeating North Carolina 86-74 in the finals ... Duke beat West Virginia 72-68 (J27) to become the first ACC school to register a win over a No. 1-ranked opponent ... North Carolina's ACC-record 37-game win streak was snapped by West Virginia 75-64 (D21) ... Bones McKinney replaced Murray Gresson at Wake Forest and Billy McCann succeeded Bus Male at Virginia ... McCann guided the Cavaliers to a school-record six ACC wins ... Clemson picks up its first-ever win against a ranked foe defeating NC State 63-59 (D10) and later snapped a 29-game ACC road game losing streak with an 81-72 triumph at Wake Forest (J14) ... UNC's Frank McGuire hired Kansas graduate Dean Smith as an assistant coach ... NC State's Everett Case is named ACC Coach of the Year for the third time ... in a poll of ACC Coaches by the *Charlotte News*, seven of the eight ACC Coaches opposed having the ACC Tournament determine the NCAA Tournament participant ... UNC's Pete Brennan was the only ACC player to average over 20 points per game (21.3) and was named ACC Player of the Year ... the inaugural live ACC network telecast began with UNC defeating Clemson 79-55 at Chapel Hill (D7) in the first of 11 Saturday afternoon games over 12 stations ... despite North Carolina's national title the year before, the NCAA still required the ACC champion play a preliminary round game in the NCAA Tournament ... the ACC was not accorded a first round bye until 1963.

1957-58 Final Standings

Team				ACC						Overall		
	AP	UPI	W	L	For	Opp	W	L	For	Opp		
Duke	10	13	11	3	69.2	61.9	18	7	69.2	64.2		
North Carolina.....	13	12	10	4	73.3	66.1	19	7	71.8	64.9		
NC State.....	20	16	10	4	68.6	63.2	18	6	67.0	61.5		
Maryland.....	6	6	9	5	70.6	61.6	22	7	69.1	57.6		
Virginia			6	8	69.6	74.0	10	13	70.5	72.2		
Clemson.....			4	10	67.2	72.8	8	16	68.8	71.8		
South Carolina			3	11	64.1	76.9	5	19	66.3	77.8		
Wake Forest.....			3	11	65.1	71.3	6	17	63.1	67.7		

vs. Non-Conference: 39-25 (.609)

vs. Non-ACC Ranked Teams: 2-6

NCAA: (1 team: 2-1)

NIT: (no team)

Teams Ranked During Season: Duke, Maryland, North Carolina, NC State

1958 ACC Tournament, Raleigh, N.C. (March 6-7-8)

Quarterfinals - #3 North Carolina d. #6 Clemson 62-51; #2 NC State d. #7 South Carolina 66-61; #1 Duke d. #8 Wake Forest 51-44; #4 Maryland d. #5 Virginia 70-66.

Semifinals - Maryland d. Duke 71-65 (ot); North Carolina d. NC State 64-58.

Finals - Maryland d. North Carolina 86-74.

All-Tournament - First Team - Pete Brennan, UNC; Nick Davis, Md.; Lou Pucillo, NCS; Charles McNeil, Md.; Tommy Kearns, UNC.

Second Team - Bucky Allen, Duke; Bob Vernon, Duke; Ray Stanley, UNC; Al Bunge, Md.; Bobby Joe Harris, Duke.

Tournament MVP - Nick Davis, Maryland (19.7 points, 2.3 assists)

All-Atlantic Coast Conference

First Team • unanimous

Pete Brennan, Sr., UNC	370
Lou Pucillo, Jr., NCS	313
Tommy Kearns, Sr., UNC	292
Jim Newcome, Sr., Duke	288
Herb Busch, Jr., UVA	246

Second Team

David Budd, So., WF	173
John Richter, Jr., NCS	136
Paul Schmidt, Sr., Duke	121
John Nacincik, Sr., Md.	114
Nick Davis, Sr., Md.	112
Bucky Allen, Sr., Duke	112

Player of the Year: Pete Brennan, Sr., UNC (56); Lou Pucillo, Jr., NCS (2).

Coach of the Year: Everett Case, NCS (24); Hal Bradley, Duke (23); Bud Millikan, Md. (10); Frank McGuire, UNC (1).

Statistical Leaders

Scoring (NCAA rank)

Pete Brennan, Sr., UNC	(24)	21.3
Herb Busch, Jr., UVA		15.9
Dave Budd, So., WF		15.8
Lou Pucillo, Jr., NCS		15.7
Ray Pericola, Jr., USC		15.1

Rebounding

Pete Brennan, Sr., UNC	11.7
John Richter, Jr., NCS	10.8
Herb Busch, Jr., UVA	10.1
Jim Newcome, Sr., Duke	9.5
Al Bunge, So., Md.	9.1

NCAA STATS: Duke senior Paul Schmidt ranks 10th in field goal percentage (.523) ... sixth-ranked Maryland is the only ACC team to allow fewer than 60 points per game and finishes ninth in scoring defense (57.6) ... with two regulars shooting over 80 percent, Virginia ranks eighth in free throw percentage (.732)

1959

NC State - ACC Champion
Lou Pucillo, NCS - ACC Player of the Year
Harold Bradley, Duke - ACC Coach of the Year

NC State won its fourth ACC title in six years, defeating North Carolina 80-56 ... with the Wolfpack on NCAA probation, the Tar Heels represented the ACC in the NCAA Tournament ... South Carolina hired Walt Hambrick to replace Frank Johnson, the longest tenured coach in Gamecock history ... Hambrick was the second of six head coaches for the Gamecocks over an eight-year period ... Clemson featured the first brother tandem in ACC history - George and Ed Krajack ... the Tigers won a school-record five ACC games, including their first-ever win against Duke since the formation of the ACC ... Maryland led the ACC in scoring defense (56.3) for a sixth-straight year ... for the first time in school history North Carolina had five double-figure scorers ... Virginia's leading scorer, sophomore Jay McKenzie (15.3), was dismissed from the team after 10 games ... Wake Forest guard Bill Cullen (3.0 ppg) was a ranking amateur tennis player in New England ... NC State's John Richter led the ACC in scoring (17.0) and rebounding (14.2) while teammate Lou Pucillo (14.7 ppg) was the ACC Player of the Year, MVP of the ACC Tournament and a second-team All-American by AP ... UNC's Frank McGuire became the first coach in ACC history to win 50 ACC regular season games with an 83-61 win over Virginia (D8); one week later Duke's Harold Bradley, the ACC Coach of the Year, notched win No. 50 with a 68-61 victory over South Carolina; NC State's Everett Case became the third coach to reach the 50-win mark with a 67-60 victory at Duke (J10).

1958-59 Final Standings

Team				ACC			Overall			
	AP	UPI	W	L	For	Opp	W	L	For	Opp
NC State.....	6	5	12	2	66.4	60.2	22	4	68.3	61.3
North Carolina.....	9	6	12	2	69.1	60.9	20	5	71.9	65.2
Duke		7	7	6	65.3	68.2	13	12	65.3	69.1
Maryland.....		7	7	7	60.0	55.1	10	13	59.3	56.3
Virginia		6	8	8	69.2	70.9	11	14	70.6	71.3
Wake Forest.....		5	9	9	63.1	62.6	10	14	65.4	66.2
Clemson.....		5	9	9	56.7	62.1	8	16	56.9	64.2
South Carolina		2	12	12	59.5	69.2	4	20	61.5	69.6

vs. Non-Conference: 35-35 (.500)

vs. Non-ACC Ranked Teams: 5-12

NCAA: (1 team: 0-1)

NIT: (no team)

Teams Ranked During Season: North Carolina, NC State

1959 ACC Tournament, Raleigh, N.C. (March 5-6-7)

Quarterfinals - #3 Duke d. #6 Wake Forest 78-71; #2 North Carolina d. #7 Clemson 93-69; #1 NC State d. #8 So. Carolina 75-72 (ot) #5 Virginia d. #4 Maryland 66-65.

Semifinals - NC State d. Virginia 66-63; North Carolina d. Duke 74-71.

Finals - NC State d. North Carolina 80-56.

All-Tournament - First Team - Lou Pucillo, NCS; John Richter, NCS; Lee Shaffer, UNC; Paul Adkins, UVA; George Stepanovich, NCS.

Second Team - Bob MacGillivray, NCS; Doug Moe, UNC; York Larese, UNC; Howard Hurt, Duke; Carroll Youngkin, Duke.

Tournament MVP - Lou Pucillo, NC State (13.7 points, 3.0 rebounds)

All-Atlantic Coast Conference

First Team • unanimous

Lou Pucillo, Sr., NCS	328
York Larese, So., UNC	328
John Richter, Sr., NCS	318
Doug Moe, So., UNC	288
Carroll Youngkin, So., Duke	251

Second Team

Lee Shaffer, Jr., UNC	185
George Stepanovich, Sr., NCS	182
Howard Hurt, So., Duke	165
Paul Adkins, Jr., UVA	132
Charles McNeil, Jr., Md.	104

Player of the Year: Lou Pucillo, Sr., NCS (43); John Richter, Sr., NCS (25); York Larese, So., UNC (2); Lee Shaffer, UNC (1); Ray Pericola, Sr., SC (1); George Stepanovich, Sr., NCS (1); Bob MacGillivray, Sr., NCS (1).

Coach of the Year: Hal Bradley, Duke (32); Everett Case, NCS (27); Frank McGuire, UNC (12); Billy McCann, UVA (3).

Statistical Leaders

Scoring (NCAA rank)

John Richter, Sr., NCS	17.0
Paul Adkins, Jr., UVA	16.0
Carroll Youngkin, So., Duke	16.0
Howard Hurt, So., Duke	15.7
York Larese, So., UNC	15.1

Rebounding

John Richter, Sr., NCS	14.2
George Stepanovich, Sr., NCS	12.7
Carroll Youngkin, So., Duke	11.1
Al Bunge, Jr., Md.	10.5
Herb Busch, Sr., UVA	9.1

NCAA STATS: Not one ACC player, or team, finishes 1959 ranked among NCAA leaders in any statistical category ... Virginia Tech's Chris Smith is third in rebound percentage (.202) while Georgia Tech's Roger Kaiser is fourth in free throw percentage (.835).



1960

Duke - ACC Champion
Lee Shaffer, UNC - ACC Player of the Year
Bones McKinney, WF - ACC Coach of the Year

Duke, under rookie head coach Vic Bubas, captured its first ACC title, and its first conference basketball crown since 1946, with a 63-59 win over Wake Forest ... Bubas was the first of only two head coaches to win the ACC Tournament in their rookie season ... the Blue Devils became the first team in league history to win the ACC Tournament after finishing with a non-winning mark (7-7) in regular season conference games ... sophomore Choppy Patterson became the first Clemson player to be named first-team All-ACC ... UNC's York Larese set an ACC single-game record making all 21 of his free throw attempts in a 75-53 win over Duke in the Dixie Classic ... Bob Stevens became the third head coach at South Carolina in as many years ... with an 11-15 record, NC State's Everett Case suffers his first losing season in 41 seasons of coaching at the high school or college level ... in South Carolina's 94-80 loss at Tennessee (D17), the two teams combined to make 72-of-111 free throws, including 42-of-57 by the Gamecocks ... two years removed from a last place finish, Wake Forest tied North Carolina for first place during the regular season and Bones McKinney was tabbed as ACC Coach of the Year ... the Deacs were led by sophomores Len Chappell (17.4) and Billy Packer (13.0) ... Packer, the son of Lehigh head coach Tony Packer, became the first sophomore to be named the MVP of the Dixie Classic ... on Feb. 10, Maryland held Virginia without a basket for the first 17:15 of the first half en route to a 44-43 victory ... the NCAA Tournament expanded to 26 teams with 14 conferences receiving automatic berths.

1959-60 Final Standings

Team	AP	UPI	W	ACC			W	Overall		
				L	For	Opp		L	For	Opp
North Carolina.....	x	14	12	2	77.1	62.8	18	6	73.1	62.3
Wake Forest.....	19	x	12	2	75.0	63.0	21	7	72.7	63.1
Maryland.....			9	5	63.1	58.7	15	8	65.0	61.2
Duke.....	18	15	7	7	62.1	65.0	17	11	64.3	63.2
South Carolina.....			6	8	69.1	77.3	10	16	73.6	79.5
NC State.....			5	9	60.3	59.6	11	15	60.4	60.2
Clemson.....			4	10	62.9	69.5	10	16	64.2	70.7
Virginia.....			1	13	60.4	74.1	6	18	67.3	75.6

vs. Non-Conference: 43-32 (.573)

vs. Non-ACC Ranked Teams: 5-11

NCAA: (1 team: 2-1)

NIT: (no team)

Teams Ranked During Season: Duke, North Carolina, Wake Forest

1960 ACC Tournament, Raleigh, N.C. (March 3-4-5)

Quarterfinals - #6 NC State d. #3 Maryland 74-58; #2 Wake Forest d. #7 Clemson 74-59; #1 North Carolina d. Virginia 84-63; #4 Duke d. #5 South Carolina 82-69.

Semifinals - Duke d. North Carolina 71-69; Wake Forest 71 d. NC State 66.

Finals - Duke d. Wake Forest 63-59.

All-Tournament - First Team - Len Chappell, WF; Doug Kistler, Duke; Howard Hurt, Duke; Lee Shaffer, UNC; York Larese, UNC.

Second Team - Carroll Youngkin, Duke; David Budd, WF; John Frye, Duke; Bob DiStefano, NCS; Paul Adkins, UVA.

Tournament MVP - Doug Kistler, Duke (17.3 points, 9.0 rebounds)

All-Atlantic Coast Conference

First Team • unanimous

Len Chappell, So., WF.....	136	Second Team	Art Whisnant, So., SC.....	64
Al Bunge, Sr., Md.....	133		Dave Budd, Sr., WF.....	50
Lee Shaffer, Sr., UNC.....	133		Paul Adkins, Sr., UVA.....	48
York Larese, Jr., UNC.....	117		Billy Packer, So., WF.....	46
Choppy Patterson, So., Clm.....	76		Bob DiStefano, Jr., NCS.....	41
			Howard Hurt, Jr., Duke.....	41

Player of the Year: Lee Shaffer, Sr., UNC (50); Len Chappell, So., WF (16).

Coach of the Year: Bones McKinney, WF (34); Vic Bubas, Duke (26).

Statistical Leaders

Scoring (NCAA rank)

Lee Shaffer, Sr., UNC.....	18.2	Rebounding	Robert Mortell, Sr., UVA.....	(3) 14.6
Len Chappell, So., WF.....	17.4		Al Bunge, Sr., Md.....	12.6
Paul Adkins, Sr., UVA.....	17.1		Len Chappell, So., WF.....	12.5
Art Whisnant, So., USC.....	17.0		Mike Callahan, Sr., USC.....	11.8
Doug Moe, Jr., UNC.....	16.8		Doug Moe, Jr., UNC.....	11.3

NCAA STATS: Virginia's Bob Mortell averages 14.6 rebounds per game and finishes third nationally in rebound percentage (.194) ... Duke's Carroll Youngkin (.533) is 12th among field goal percentage leaders ... UNC's York Larese ranks second in free throw percentage (.868) while Virginia's Paul Adkins (.826) is 10th ... North Carolina is third in free throw percentage (.758) and Maryland is sixth (.747).

1961

Wake Forest - ACC Champion
Len Chappell, WF - ACC Player of the Year
Bones McKinney, WF - ACC Coach of the Year

For a fifth straight year, a different school wore the ACC basketball crown as **Wake Forest** beat defending champion Duke 96-81 ... with fifth-ranked and regular season champion North Carolina on NCAA probation and not competing in the tournament, the Deacons drew a first-round bye in the seven team affair ... coming out for the second half of the championship game, Wake's Alley Hart (13.7 ppg) crashed into a water cooler, smashed it to the floor and cut open a finger and played only two minutes in the second half ... the 1961 ACC Tournament netted the Conference a \$67,800 profit ... junior Len Chappell became the first Deacon to lead the ACC in scoring (26.6) ... Duke's Carroll Youngkin (.577) became the first of only two players in league history to lead the ACC in field goal percentage three years in a row ... UNC's York Larese became the second player to earn first-team All-ACC honors three years in a row ... Norman Snead, who earned All-ACC honors as a quarterback in football in the fall for Wake Forest, averaged 7.8 ppg and shot 62 percent from the floor in four games for the Deacs ... Larese (23.1) and Doug Moe (20.4) became the first teammates to both average over 20 points per game for a single season ... for the second year in a row Wake Forest's Bones McKinney was voted ACC Coach of the Year ... Clemson swept arch-rival South Carolina for the first time since the 1939-40 season ... the Tigers' Tom Mahaffey had 16 "double-doubles", averaged 13.1 ppg and was the first of four Mahaffey brothers that would play for Clemson for 11 consecutive seasons (1960-1970) and total 3,556 points and 2,728 rebounds.

1960-61 Final Standings

Team	ACC				Overall			
	AP	UPI	W	L	For	Opp	W	L
North Carolina.....	5	6	12	2	77.6	64.6	19	4
Wake Forest.....	15	10	11	3	84.6	75.0	19	11
Duke.....	10	9	10	4	82.4	75.1	22	6
NC State.....			8	6	74.6	71.1	16	9
Maryland.....			6	8	66.0	67.4	14	12
Clemson.....			5	9	68.2	72.3	10	16
South Carolina.....			2	12	77.1	91.0	9	17
Virginia.....			2	12	70.5	84.6	3	23

vs. Non-Conference: 47-35 (.573)

vs. Non-ACC Ranked Teams: 3-6

NCAA: (1 team: 2-1)

NIT: (no team)

Teams Ranked During Season: Duke, Maryland, North Carolina, NC State, Wake Forest

1961 ACC Tournament, Raleigh, N.C. (March 2-3-4)

Quarterfinals - #1 Wake Forest, bye; #4 Maryland d. #5 Clemson 91-75; #6 South Carolina d. #3 NC State 80-78; #2 Duke d. #7 Virginia 89-54.

Semifinals - Wake Forest d. Maryland 98-76; Duke d. South Carolina 92-75.

Finals - Wake Forest d. Duke 96-81.

All-Tournament - First Team - Len Chappell, WF; Art Heyman, Duke; Billy Packer, WF; John Frye, Duke; Art Whisnant, USC.

Second Team - Bill Stasiulatis, Md.; Scotti Ward, USC; Dave Wiedeman, WF; Carroll Youngkin, Duke; Choppy Patterson, Clem.

Tournament MVP - Len Chappell, Wake Forest (33.5 points, 15.0 rebounds)

All-Atlantic Coast Conference

First Team • unanimous

Len Chappell, Jr., WF.....	• 142	Second Team	Art Whisnant, Jr., SC.....	50
York Larese, Sr., UNC.....	• 142		Tony Laquintano, Jr., UVA.....	46
Doug Moe, Sr., UNC.....	• 142		Ken Rohloff, So., NCS.....	45
Art Heyman, So., Duke.....	• 142		Choppy Patterson, Jr., Clem.....	43
Billy Packer, Jr., WF.....	97		Howard Hurt, Sr., Duke.....	42
			Bob McDonald, Sr., Md.....	42

Player of the Year: Len Chappell, Jr., WF (50); Art Heyman, So., Duke (15); York Larese, Sr., UNC (14).

Coach of the Year: Bones McKinney, WF (37); Vic Bubas, Duke (24).

Statistical Leaders

Scoring (NCAA rank)

Len Chappell, Jr., WF.....	(6) 26.6	Rebounding	Len Chappell, Jr., WF.....	14.0
Art Heyman, So., Duke.....	(9) 25.2		Doug Moe, Sr., UNC.....	14.0
York Larese, Sr., UNC.....	(20) 23.1		Tom Mahaffey, Jr., Clem.....	11.3
Doug Moe, Sr., UNC.....	20.4		Earle Maxwell, Sr., Clem.....	10.9
Tony Laquintano, Jr., UVA.....	18.8		Art Heyman, So., Duke.....	10.9

NCAA STATS: Duke's Carroll Youngkin is third among field goal percentage leaders (.577) while Wake's Bill Hull (.553) is 10th ... Clemson's Choppy Patterson is eighth in free throw accuracy (.844) ... Wake Forest ranks eighth in scoring (82.9) and eighth in field goal percentage (.467) ... Duke is sixth in field goal percentage (.473).

1962

Wake Forest - ACC Champion
Len Chappell, WF - ACC Player of the Year
Bob Stevens, USC - ACC Coach of the Year

Wake Forest made it two ACC titles in a row knocking off Clemson 77-66 ... when the sixth-seeded Tigers, who started an all-sophomore lineup during the Tournament, upset third-seeded NC State 67-46 in the quarterfinals, it marked the school's first post-season tournament victory since 1939 ... Wake Forest became the second ACC team to reach the Final Four before losing to Ohio State 84-68 in the national semifinals ... the Deacs' NCAA consolation victory over UCLA earned the ACC a bye (by percentage points) into the regional semifinals starting with the 1963 tournament ... NCAA sanctions limited North Carolina and NC State to 16 regular season games, but both teams, if they qualified could play in both the ACC and NCAA Tournaments ... UNC's Frank McGuire resigned in August to coach the Philadelphia Warriors of the NBA and was succeeded by assistant Dean Smith who debuted with an 80-46 win over Virginia (D2) ... Duke became the first college team to have the players' names on the back of their jerseys when they wore them during a 75-73 win over Wake Forest in the Greensboro Coliseum ... ACC basketball game officials received a raise to \$85 per game ... Wake's Len Chappell (30.1 ppg) scored 20 or more points in 27 straight games and became the fourth and last ACC player to average 30 points or more per game ... Chappell scored in double figures 62 straight games and set the league mark for most points scored in an ACC game with 50 against Virginia (F12) ... Duke's Art Heyman (25.3) and Jeff Mullins (21.2) became the first Blue Devil duo to average over 20 points a game in the same season ... Bob Stevens became the first South Carolina coach to be named ACC Coach of the Year.

1961-62 Final Standings

Team	ACC						Overall			
	AP	UPI	W	L	For	Opp	W	L	For	Opp
Wake Forest.....	13	7	12	2	83.6	73.1	22	9	81.4	74.3
Duke	10	13	11	3	82.6	71.4	20	5	82.0	67.9
NC State.....		10	4	7	72.4	66.1	11	6	71.2	66.9
South Carolina		7	7	7	79.7	78.4	15	12	78.6	76.7
North Carolina.....		7	7	7	71.9	73.0	8	9	72.4	72.6
Clemson.....		4	10	7	70.6	76.7	12	15	72.1	74.6
Maryland.....		3	11	7	70.4	74.3	8	17	69.9	72.2
Virginia		2	12	6	69.8	88.0	5	18	70.2	83.1

vs. Non-Conference: 38-27 (.585)

vs. Non-ACC Ranked Teams: 3-7

NCAA: (1 team: 4-1)

NIT: (no team)

Teams Ranked During Season: Duke, Wake Forest

1962 ACC Tournament, Raleigh, N.C. (March 1-2-3)

Quarterfinals - #6 Clemson d. #3 NC State 67-46; #2 Duke d. #7 Maryland 71-58;

#1 Wake Forest d. #8 Virginia 81-58; #5 South Carolina d. #4 North Carolina 57-55.

Semifinals - Wake Forest d. South Carolina 88-75; Clemson d. Duke 77-72.**Finals** - Wake Forest d. Clemson 77-66.**All-Tournament - First Team** - Len Chappell, WF; Jim Brennan, Clem.; Art Heyman, Duke; Jeff Mullins, Duke; Billy Packer, WF.**Second Team** - Dave Wiedeman, WF; Jerry Greenspan, Md.; Bob Robinson, USC; Ronnie Collins, USC; Art Whisnant, USC.**Tournament MVP** - Len Chappell, Wake Forest (29.0 points, 9.3 rebounds)

All-Atlantic Coast Conference

First Team • unanimous

Len Chappell, Sr., WF.....	• 146
Art Heyman, Jr., Duke.....	• 146
Jeff Mullins, So., Duke.....	133
Art Whisnant, Sr., SC.....	131
Jon Speaks, Jr., NCS.....	97

Second Team

Larry Brown, Jr., UNC.....	94
Dave Wiedeman, Jr., WF.....	47
John Pungler, Jr., NCS.....	46
Tony Laquintano, Sr., UVa.....	40
Jim Hudock, Sr., UNC.....	36

Player of the Year: Len Chappell, Sr., WF (81); Art Heyman, Jr., Duke (3).**Coach of the Year:** Bob Stevens, USC (36); Bones McKinney, WF (23); Vic Bubas, Duke (15).

Statistical Leaders

Scoring (NCAA rank)

Len Chappell, Sr., WF.....	(5) 30.1
Art Heyman, Jr., Duke.....	(14) 25.3
Jeff Mullins, So., Duke.....	(53) 21.2
Art Whisnant, Sr., USC.....	(55) 21.0
Tony Laquintano, Sr., UVa....	(64) 20.4

Rebounding

Len Chappell, Sr., WF.....	(11) 15.2
Art Heyman, Jr., Duke.....	11.2
Jeff Mullins, So., Duke.....	10.4
Jim Hudock, Sr., UNC.....	10.1
John Pungler, Jr., NCS.....	9.5

NCAA STATS: Duke ranks 16th in scoring offense (81.9), Wake Forest (81.4) is 18th ... Florida State, a Southern independent, is the only team in the country to shoot over 50 percent and leads the nation in field goal percentage (.512); Wake Forest is sixth (.472) and North Carolina (.469) eighth ... the Tar Heels are 10th in the country in most fouls committed (22.0) ... Duke is 10th in rebound percentage (.567)

1963

Duke - ACC Champion
Art Heyman, Duke - ACC Player of the Year
Vic Bubas, Duke - ACC Coach of the Year

Duke won its second ACC championship with a 68-57 victory over two-time defending champion Wake Forest ... the second-ranked Blue Devils advanced to the Final Four before dropping a 94-75 decision to Loyola (Ill.) ... Duke's Art Heyman became the first Blue Devil to be named ACC Player of the Year and the first ACC Player to be the consensus National Player of the Year ... Heyman also became one of only four players to be named MVP of the Final Four despite not playing in the title game ... the Blue Devils became the first ACC team to lead the nation in field goal percentage (.511) ... the Palmetto state saw two coaching changes - Bobby Roberts took over for Press Maravich at Clemson and Chuck Noe succeeded Bob Stevens in Columbia ... North Carolina listed 17 players on their pre-season roster, including Richard Vinroot, who later became the Mayor of Charlotte ... Virginia opened the season with three road games in five days - Indiana (D1), Cincinnati (D3) and Ohio State (D5); combined, the Bearcats (1961, 1962) and the Buckeyes (1960) had won the previous three NCAA titles ... Duke's Academic All-American Jay Buckley shot an ACC record .602 from the floor ... Clemson snapped Wake Forest's 16-game ACC winning streak with a 71-70 victory (F2) ... 12 of Maryland's 21 games were decided by fewer than six points, including four losses by two points or less ... Clemson's Jim Brennan made an ACC record 41 straight free throws ... North Carolina beat Kentucky 68-66 (D17) in Lexington, Ky., handing Wildcat head coach Adolph Rupp only his 15th home-court loss in 21 seasons.

1962-63 Final Standings

Team	ACC						Overall			
	AP	UPI	W	L	For	Opp	W	L	For	Opp
Duke	2	2	14	0	83.5	66.2	27	3	83.2	69.0
Wake Forest.....		11	3	7	73.3	67.4	16	10	71.3	68.8
North Carolina.....		10	4	7	76.1	70.6	15	6	76.6	70.8
Clemson.....		5	9	6	62.5	67.1	12	13	67.4	66.9
NC State.....		5	9	6	65.9	67.6	10	11	69.7	68.5
South Carolina		4	10	6	61.9	69.8	9	15	65.5	70.9
Maryland.....		4	10	6	63.9	72.2	8	13	64.2	71.6
Virginia		3	11	6	68.5	74.6	5	20	63.6	74.5

vs. Non-Conference: 40-27 (.597)

vs. Non-ACC Ranked Teams: 5-3

NCAA: (1 team: 3-1)

NIT: (no team)

Teams Ranked During Season: Duke, North Carolina

1963 ACC Tournament, Raleigh, N.C. (Feb. 28, March 1-2)

Quarterfinals - #3 North Carolina d. #6 South Carolina 93-76; #2 Wake Forest d. #7

Maryland 80-41; #1 Duke d. #8 Virginia 89-70; #5 NC State d. #4 Clemson 79-78.

Semifinals - Duke d. NC State 82-65; Wake Forest d. North Carolina 56-55.**Finals** - Duke d. Wake Forest 68-57.**All-Tournament - First Team** - Art Heyman, Duke; Jeff Mullins, Duke; Dave Wiedeman, WF; Billy Cunningham, UNC; Ken Rohloff, NCS.**Second Team** - Jay Buckley, Duke; Larry Brown, UNC; Bob Woolalard, WF; Frank Christie, WF; Buzzy Harrison, Duke.**Tournament MVP** - Art Heyman, Duke (21.3 points, 12.7 rebounds, 5.3 assists)

All-Atlantic Coast Conference

First Team • unanimous

Art Heyman, Sr., Duke.....	• 158
Billy Cunningham, So., UNC.....	• 158
Jeff Mullins, Jr., Duke.....	156
Dave Wiedeman, Sr., WF.....	124
Larry Brown, Sr., UNC.....	112

Second Team

Scott Ward, Sr., SC.....	107
Gene Engel, Sr., UVa.....	75
Jim Brennan, Jr., Clem.....	51
Jerry Greenspan, Sr., Md.....	50
Ken Rohloff, Sr., NCS.....	24

Player of the Year: Art Heyman, Sr., Duke (88); Billy Cunningham, So., UNC (5).**Coach of the Year:** Vic Bubas, Duke (51); Dean Smith, UNC (22); Chuck Noe, USC (15).

Statistical Leaders

Scoring (NCAA rank)

Art Heyman, Sr., Duke.....	(9) 24.9
Billy Cunningham, So., UNC...	(23) 22.7
Jeff Mullins, Jr., Duke.....	(43) 20.3
Gene Engel, Sr., UVa.....	18.4
Scotti Ward, Sr., USC.....	17.6

Rebounding

Billy Cunningham, So., UNC...	(10) 16.1
Art Heyman, Sr., Duke.....	10.8
Donnie Mahaffey, Jr., Clem.....	10.7
Jay Buckley, Jr., Duke.....	9.9
Jerry Greenspan, Sr., Md.....	8.8

NCAA STATS: Duke's Jay Buckley ranks third in field goal percentage (.599) and teammate Jeff Mullins (.549) is ninth ... South Carolina's Scotti Ward is eighth in free throw percentage (.868) ... ACC Champion Duke becomes the first ACC team to lead the NCAA in field goal percentage (.511); NC State is ninth (.476) ... the Blue Devils also rank fifth in scoring (83.2) and 11th in rebound percentage (.566).



1964

Duke - ACC Champion
Jeff Mullins, Duke - ACC Player of the Year
Vic Bubas, Duke - ACC Coach of the Year

Duke won its second-straight ACC title, defeating Wake Forest 82-59 ... the game marked the second straight year, and fourth time in five years, that the two teams played in the championship game ... for the second year in a row Duke advanced to the Final Four, losing to UCLA 98-83 in the title game ... Clemson ended a 25-game losing streak to North Carolina by sweeping the season series with the Tar Heels for the first time ever; both games were double-overtime affairs ... the Tigers posted their first winning record in ACC play (8-6) ... UNC's Billy Cunningham had 22 "double-doubles" ... Duke's Jeff Mullins set an ACC record by scoring in double figures in each of his 86 career games ... Bill "Hoot" Gibson replaced Billy McCann at Virginia ... citing poor health, South Carolina's Chuck Noe resigned after posting a 6-6 record through the first 12 games; assistant coach Dwane Morrison replaced Noe ... using only six players, Wake Forest snapped Duke's 28-game win streak against ACC foes with a 72-71 win in Winston-Salem (F18) ... Maryland started five sophomores ... Duke's Jay Buckley, who had worked the prior summer with NASA under a special grant, was named an Academic All-American ... Virginia's leading scorer Chip Conner (18.8) was rushed to the hospital and underwent emergency surgery only hours before his final career home game versus North Carolina, which had been designated "Chip Conner Night" ... at the Conference meeting in May, the ACC approved a minimum score of 800 on the College Board Exams as a requirement for athletic grants-in-aid.

1963-64 Final Standings

Team	AP			ACC			Overall		
	AP	UPI	W	L	For	Opp	W	L	For
Duke	3	4	13	1	84.2	66.9	26	5	84.1
Wake Forest			9	5	74.0	72.0	16	11	74.1
Clemson			8	6	68.0	64.9	13	12	70.2
South Carolina			7	7	70.4	70.9	10	14	69.9
North Carolina			6	8	75.5	79.4	12	12	77.5
Maryland			5	9	71.4	75.2	9	17	70.2
NC State			4	10	55.2	63.3	8	11	59.3
Virginia			4	10	65.6	71.7	8	16	65.5

vs. Non-Conference: 39-35 (.527)

vs. Non-ACC Ranked Teams: 4-8

NCAA: (1 team: 3-1)

NIT: (no team)

Teams Ranked During Season: Duke, North Carolina

1964 ACC Tournament, Raleigh, N.C. (March 5-6-7)

Quarterfinals - #3 Clemson d. #6 Maryland 81-67; #2 Wake Forest d. #7 Virginia 79-60; #1 Duke d. #8 NC State 75-44; #5 North Carolina d. #4 South Carolina 80-63.
Semifinals - Duke d. North Carolina 65-49; Wake Forest d. Clemson 86-64.
Finals - Duke d. Wake Forest 80-59.

All-Tournament - First Team - Jeff Mullins, Duke; Jay Buckley, Duke; Billy Cunningham, UNC; Frank Christie, WF; Bob Leonard, WF.

Second Team - Hack Tison, Duke; Butch Hassell, WF; Ronny Watts, WF; Denny Ferguson, Duke; Nick Milasnovich, Clem.

Tournament MVP - Jeff Mullins, Duke (19.3 points, 6.7 rebounds)

All-Atlantic Coast Conference

First Team • unanimous

Jeff Mullins, Sr., Duke 166
 Billy Cunningham, Jr., UNC 166
 Ronnie Collins, Sr., SC 160
 Chip Conner, Sr., UVA 129
 Frank Christie, Sr., WF 123

Second Team

Jim Brennan, Sr., Clem. 108
 Hack Tison, Jr., Duke 78
 Jay Buckley, Sr., Duke 62
 Butch Hassell, Sr., WF 38
 Buzzy Harrison, Sr., Duke 33

Player of the Year: Jeff Mullins, Sr., Duke (78); Billy Cunningham, Jr., North Carolina (22).

Coach of the Year: Vic Bubas, Duke (73); Bones McKinney, WF (16).

Statistical Leaders

Scoring (NCAA rank)

Billy Cunningham, Jr., UNC... (20) 26.0
 Jeff Mullins, Sr., Duke (29) 24.2
 Ronnie Collins, Sr., USC (33) 23.7
 Larry Lakins, Jr., NCS (55) 20.8
 Chip Conner, Sr., UVA 18.8

Rebounding

Billy Cunningham, Jr., UNC..... 15.8
 Ronny Watts, Jr., WF 12.0
 Bill Yarbrough, Sr., USC 9.9
 Frank Christie, Sr., WF 9.4
 Jay Buckley, Sr., Duke 9.0

NCAA STATS: Duke's Jay Buckley (.590) is sixth among field goal percentage leaders ... NC State's Larry Lakins leads the ACC in field goal percentage (.599) but is three field goals shy of finishing fifth nationally ... the Blue Devils rank ninth in field goal percentage (.475) ... Miami's Rick Barry (32.2) is fifth in scoring ... Barry's Hurricanes, a Southern Independent, are second in scoring (95.4).

1965

NC State - ACC Champion
Billy Cunningham, UNC - ACC Player of the Year
Press Maravich, NCS - ACC Coach of the Year

NC State captured its first ACC championship since 1959, and fifth overall, defeating top-seeded Duke 91-85 ... for the first time in league history all three rounds of the ACC Tournament were sold out ... NC State's Larry Worsley, who came off the bench to average 19.0 points and 5.0 rebounds in the three games, including a game-high 30 points in the title game, was presented the Everett Case Award as the Tournament MVP ... after just two games into the season, citing extreme fatigue and severe headaches, NC State's Everett Case, resigned on Dec. 7 ... Case was 377-134 in 18 seasons with the Wolfpack, winning 10 league titles, six in the Southern Conference and four in the ACC ... in 45 years as a head coach in the military, high school and at NC State, Case compiled a career record of 1,159-214 for a winning percentage of .844 ... former Clemson head coach Press Maravich took over and directed the Wolfpack to the title ... after a three-year absence, former UNC coach Frank McGuire assumed the reigns at South Carolina - the Gamecocks' sixth head coach in eight seasons ... for the second straight year, UNC's Billy Cunningham was named ACC Player of the Year after leading the ACC in scoring (25.4) and rebounding (14.3) for a second-straight year; finished his career with 60 "double-doubles" in 69 career games ... eight of Clemson's 15 losses were by a combined 28 points, including five ACC defeats by two or fewer points ... Duke became the first ACC team to average 90 or more points for the season (92.4) ... North Carolina beat Duke 65-62 (J9) snapping the Blue Devils' 29-game ACC home court winning streak.

1964-65 Final Standings

Team	AP			ACC			Overall		
	AP	UPI	W	L	For	Opp	W	L	For
Duke	10	9	11	3	91.1	74.1	20	5	92.4
NC State	x	12	10	4	72.9	69.1	21	5	76.7
Maryland			10	4	73.8	69.4	18	8	73.4
North Carolina			10	4	80.1	77.4	15	9	79.8
Wake Forest			6	8	80.2	83.5	12	15	81.9
Clemson			4	10	76.1	77.6	8	15	74.2
Virginia			3	11	71.9	82.8	7	18	71.1
South Carolina			2	12	64.9	77.3	6	17	66.5

vs. Non-Conference: 44-28 (.611)

vs. Non-ACC Ranked Teams: 2-6

NCAA: (1 team: 1-1)

NIT: (no team)

Teams Ranked During Season: Duke, North Carolina, NC State

1965 ACC Tournament, Raleigh, N.C. (March 4-5-6)

Quarterfinals - #3 Maryland d. #6 Clemson 61-50; #2 NC State d. #7 Virginia 106-69; #1 Duke d. #8 South Carolina 62-60; #5 Wake Forest d. #4 North Carolina 92-76.
Semifinals - Duke d. Wake Forest 101-81; NC State 76 d. Maryland 76-67.
Finals - NC State d. Duke 91-85.

All-Tournament - First Team - Bob Leonard, WF; Larry Worsley, NCS; Bob Verga, Duke; Steve Vacendak, Duke; Larry Larkins, NCS.

Second Team - Tommy Mattocks, NCS; Gary Ward, Md.; Ronny Watts, WF; Jay McMillen, Md.; Jack Marin, Duke.

Everett Case Award - Larry Worsley, NC State (19.0 points, 5.0 rebounds)

All-Atlantic Coast Conference

First Team • unanimous

Billy Cunningham, Sr., UNC 170
 Larry Lakins, Sr., NCS 165
 Jack Marin, Jr., Duke 152
 Bob Leonard, Jr., WF 151
 Bob Verga, So., Duke 127

Second Team

Jay McMillen, So., Md. 108
 Bob Lewis, So., UNC 90
 Randy Mahaffey, So., Clem 81
 Steve Vacendak, Jr., Duke 74
 Ronny Watts, Sr., WF 38

Player of the Year: Billy Cunningham, Sr., UNC (52); Larry Lakins, Sr., NCS (16); Bob Leonard, Jr., WF (11); Jack Marin, Jr., Duke, Bob Verga, So., Duke, Steve Vacendak, Jr., Duke, Larry Worsley, Jr., NCS, and Gary Ward, Jr., Md. also received votes.

Coach of the Year: Press Maravich, NCS (82); Vic Bubas, Duke (9).

Statistical Leaders

Scoring (NCAA rank)

Billy Cunningham, Sr., UNC... (11) 25.4
 Bob Leonard, Jr., WF (19) 23.9
 Bob Verga, So., Duke (38) 21.4
 Bob Lewis, So., UNC (47) 21.0
 Jay McMillen, So., Md. (69) 19.7

Rebounding

Billy Cunningham, Sr., UNC 14.3
 Jim Fox, Sr., USC 13.6
 Ronny Watts, Sr., WF 13.0
 Gary Ward, Jr., Md. 10.4
 Jack Marin, Jr., Duke 10.3

NCAA STATS: Duke, with four players averaging 11 or more points per game, becomes the first ACC team to average 90 points or better and finishes third in scoring (92.4) ... the Blue Devils are fourth in field goal percentage (.490) ... Miami's Rick Barry, wins the scoring title averaging 37.4 points per game for the 22-4 Hurricanes.

1966

Duke - ACC Champion
Steve Vacendak, Duke - ACC Player of the Year
Vic Bubas, Duke - ACC Coach of the Year

For the third time in four years, and fourth time overall, **Duke** captured the ACC title, defeating NC State 71-66 in the 13th and final ACC Tournament held at the Wolfpack's Reynolds Coliseum ... the Blue Devils became the first team to win four straight ACC regular season titles ... Duke advanced to the Final Four before losing to Kentucky 83-79 in the national semifinals ... Maryland's Billy Jones became the ACC's first black basketball player when he played in the Terps' 65-61 loss at Penn State (D1) ... for the only time in league history, the league's Player of the Year, Duke's Steve Vacendak, failed to earn first-team All-ACC honors ... Vacendak was named second-team All-ACC and would later earn MVP honors for the 1966 ACC Tournament ... both North Carolina and Virginia opened new facilities on Dec. 4 ... the Tar Heels played their first game in Carmichael Auditorium, defeating William & Mary 82-68 while the Cavaliers opened University Hall with a 99-73 setback to Kentucky ... Duke became the only team in the history of the NCAA to defeat the nation's top-ranked team on consecutive days when the Blue Devils topped No. 1 UCLA 82-66 in Durham (D10) and 94-75 in Charlotte (D11) ... in a 130-77 win over Furman (F21) NC State's Eddie Biedenbach tallied a season-high 30 points in only 22 minutes ... John Naponick, a 6-10, 290-pound tackle on the Virginia football team, averaged 7.2 points and 6.8 rebounds in 21 games ... Jackie Murdock succeeded Bones McKinney as the Wake Forest coach.

1965-66 Final Standings

Team	ACC			Overall		
	AP	UPI	W	L	For	Opp
Duke	2	2	12	2	79.6	70.9
NC State	9	5	78.6	72.9	18	9
Clemson	8	6	73.6	73.6	15	10
North Carolina	8	6	80.6	76.1	16	11
Maryland	7	7	67.9	65.8	14	11
South Carolina	4	10	62.8	69.2	11	13
Virginia	4	10	71.3	77.4	7	15
Wake Forest	4	10	84.3	92.4	8	18

vs. Non-Conference: 52-37 (.584)

vs. Non-ACC Ranked Teams: 8-8

NCAA: (1 team: 3-1)

NIT: (no team)

Teams Ranked During Season: Duke, NC State, N. Carolina, S. Carolina, Wake Forest

1966 ACC Tournament, Raleigh, N.C. (March 3-4-5)

Quarterfinals - #6 South Carolina d. #3 Clemson 60-52; #2 NC State d. #7 Virginia 86-77; #1 Duke d. #8 Wake Forest 103-73; #4 North Carolina d. #5 Maryland 77-70.
Semifinals - Duke d. North Carolina 21-20; NC State d. South Carolina 75-62.
Finals - Duke d. NC State 71-66.

All-Tournament - First Team - Eddie Biedenbach, NCS; Steve Vacendak, Duke; Tommy Mattocks, NCS; Bob Verga, Duke; Mike Lewis, Duke.

Second Team - Skip Harlicka, USC; Larry Miller, UNC; Jack Marin, Duke; Bob Riedy, Duke; Bob Lewis.

Everett Case Award - Steve Vacendak, Duke (10.0 points, 2.0 rebounds)

All-Atlantic Coast Conference

First Team • unanimous

Bob Lewis, Jr., UNC	191
Jack Marin, Sr., Duke	187
Bob Verga, Jr., Duke	161
Eddie Biedenbach, Jr., NCS	128
Bob Leonard, Sr., WF	128

Second Team

Larry Miller, So., UNC	116
Pete Coker, Sr., NCS	111
Paul Long, Jr., WF	102
Steve Vacendak, Sr., Duke	98
Gary Ward, Sr., Md.	82

Player of the Year: Steve Vacendak, Sr., Duke (51); Jack Marin, Sr., Duke (29); Bob Lewis, Jr., UNC (19); Bob Verga, Jr., Duke, Eddie Biedenbach, Jr., NCS, Gary Ward, Sr., Md., Larry Miller, So., UNC, Bob Leonard, Sr., WF and Paul Long, Jr., WF also received votes.

Coach of the Year: Vic Bubas, Duke (76); Press Maravich, NCS (18); Bobby Roberts, Clem (13).

Statistical Leaders

Scoring (NCAA rank)

Bob Lewis, Jr., UNC	(10)	27.4
Paul Long, Jr., WF	(28)	24.0
Bob Leonard, Sr., WF	(33)	23.2
Larry Miller, So., UNC	(64)	20.9
Jim Connelly, Jr., UVA		20.5

Rebounding

Mike Lewis, So., Duke	11.0
Frank Standard, So., USC	10.6
Larry Miller, So., UNC	10.3
Randy Mahaffey, Jr., Clem	10.2
Pete Coker, Sr., NCS	9.9

NCAA STATS: Wake Forest's Paul Long finishes fourth in free throw percentage (.869) ... for the first time North Carolina leads the nation in field goal percentage (.517); Duke is 10th (.486) ... the Blue Devils are second in rebound percentage (.574).

1967

North Carolina - ACC Champion
Larry Miller, UNC - ACC Player of the Year
Dean Smith, UNC - ACC Coach of the Year

Top-seeded **North Carolina** claimed its first conference crown in 10 years defeating Duke 82-73 in the ACC title game played in the 8,766-seat Greensboro Coliseum ... the Tar Heels advanced to the Final Four before losing to Dayton 76-62 in the national semifinals ... in December, the ACC voted unanimously to allow the ACC Tournament runner-up to participate in the NIT ... Duke became the first ACC team to ever play in the NIT, losing a first round game to Southern Illinois 72-63 ... Clemson finished fourth in the ACC with a 9-5 league record with a roster comprised of six seniors and eight sophomores ... Maryland senior guard Gary Williams scored 17 points and was a perfect 8-for-8 from the floor in a 65-63 loss to South Carolina (D10) ... Eddie Biedenbach, NC State's leading scorer in 1965-66 (16.2), missed the entire season with a back injury ... UNC's Dean Smith was named ACC Coach of the Year for the first time ... Clemson defeated Furman three times over a three-week span (D30-to-J19) ... Jack McClosky became Wake Forest's third head coach in as many years ... Norm Sloan replaced Press Maravich at NC State ... following the end of the season, Maryland's Bud Millikan retired as the Terps' head coach; Millikan posted a 243-182 record in 17 seasons, including a 98-93 mark in ACC play ... following a double technical foul on NC State's Norm Sloan, the Wolfpack's game at Maryland (J7) was stopped with 1:15 left to play by referee George Conley (a former Kentucky state senator) with the Terps holding a 60-55 lead; the game was declared a forfeit with the score and statistics counting.

1966-67 Final Standings

Team	ACC			Overall		
	AP	UPI	W	L	For	Opp
North Carolina	4	3	12	2	78.9	72.0
Duke	x	19	9	3	84.8	70.9
South Carolina	8	4	69.0	65.5	16	7
Clemson	9	5	73.0	71.4	17	8
Maryland	5	9	66.9	68.2	11	14
Wake Forest	5	9	73.5	77.4	9	18
Virginia	4	10	75.0	83.2	9	17
NC State	2	12	60.9	70.9	7	17

vs. Non-Conference: 52-37 (.584)

vs. Non-ACC Ranked Teams: 3-6

NCAA: (1 team: 2-2)

NIT: (1 team 0-1)

Teams Ranked During Season: Duke, North Carolina

1967 ACC Tournament, Greensboro, N.C. (March 9-10-11)

Quarterfinals - #3 South Carolina d. #6 Maryland 57-54; #2 Duke #7 Virginia 99-78; #1 North Carolina d. #8 NC State 56-53; #5 Wake Forest d. #4 Clemson 63-61 (2ot).
Semifinals - North Carolina d. Wake Forest 89-79; Duke d. South Carolina 69-66.
Finals - North Carolina d. Duke 82-73.

All-Tournament - First Team - Larry Miller, UNC; Bob Verga, Duke; Al Salvadori, USC; Bob Lewis, UNC; Paul Long, WF.

Second Team - Mike Lewis, Duke; Rusty Clark, UNC; Jack Thompson, USC; Jerry Montgomery, WF; Randy Mahaffey, Clem.; Dick Grubar, UNC.

Everett Case Award - Larry Miller, North Carolina (25.7 points, 8.3 rebounds)

All-Atlantic Coast Conference

First Team • unanimous

Bob Verga, Sr., Duke	• 146
Larry Miller, Jr., UNC	140
Bob Lewis, Sr., UNC	131
Paul Long, Sr., WF	131
Randy Mahaffey, Sr., Clem	112

Second Team

Jim Connelly, Sr., UVA	87
Mike Lewis, Jr., Duke	73
Jim Sutherland, Sr., Clem	71
Jack Thompson, Jr., USC	49
Gary Gregor, Jr., USC	41

Player of the Year: Larry Miller, Jr., UNC (52); Bob Verga, Sr., Duke (48).

Coach of the Year: Dean Smith, UNC (60); Bobby Roberts, Clem (34).

Statistical Leaders

Scoring (NCAA rank)

Bob Verga, Sr., Duke	(9)	26.1
Paul Long, Jr., WF	(29)	22.3
Larry Miller, Jr., UNC	(36)	21.9
Jim Connelly, Sr., UVA	(69)	20.0
Jimmy Sutherland, Sr., Clem		18.8

Rebounding

Gary Gregor, Jr., USC	13.3
Mike Lewis, Jr., Duke	12.3
Frank Standard, Jr., USC	11.3
Rusty Clark, So., UNC	10.3
Larry Miller, Jr., UNC	9.3

NCAA STATS: North Carolina sophomore Rusty Clark ranks 11th in field goal percentage (.552) ... Clemson's Jimmy Sutherland (.897) finishes fourth in free throw percentage ... Wake Forest is 10th in free throw percentage (.750) ... South Carolina finishes second in the ACC in rebound margin (+8.5), but is the top ACC team in rebound percentage, ranking sixth at .567 ... Maryland ranks sixth in fewest fouls committed (15.1) and 19th in scoring defense (65.1).



1968

North Carolina - ACC Champion
Larry Miller, UNC - ACC Player of the Year
Dean Smith, UNC - ACC Coach of the Year

North Carolina repeated as the ACC champion with an 87-50 win over NC State ... the Wolfpack had advanced to the championship game with a 12-10 victory over Duke in the semifinals; the 22-point total set an ACC single-game record ... UNC advanced to the Final Four for the second straight year before dropping a 78-55 decision to UCLA in the championship game ... UNC's Larry Miller became only the second player in league history to be named the ACC Player of the Year and the ACC Tournament MVP for two consecutive seasons ... in an NCAA rule change, the dunk was made illegal during the game and pre-game warmups ... Frank Fellows succeeded Bud Millikan at Maryland ... after 39 seasons, Clemson played its last game at venerable Fike Field House with an 80-51 loss to Georgia Tech (F28); three days later South Carolina brought down the curtain after 42 years at Carolina Fieldhouse (M2) losing 55-54 to NC State ... Duke's Mike Lewis started the season with 20 straight "double-doubles" and finished the season with a league-high 24 twin-figured games ... Dean Smith was named ACC Coach of the Year for the second straight season ... South Carolina led the ACC in field goal percentage (.488) for the first time ... Clemson opened the season on Dec. 4 against The Citadel and then did not play for 26 days (D29) ... four UNC players - Larry Miller, Charlie Scott, Rusty Clark, Bill Bunting - posted "double-doubles" in a 96-74 win over Clemson in a game played at the Charlotte Coliseum (F16) ... Clemson's Butch Zatezalo (23.0) became the first sophomore to lead the ACC in scoring.

1967-68 Final Standings

Team	ACC				Overall			
	AP	UPI	W	L	For	Opp	W	L
North Carolina.....	4	4	12	2	86.9	72.9	28	4
Duke	10	11	11	3	81.6	67.6	22	6
NC State.....			9	5	72.8	68.0	16	10
South Carolina	9	5	77.0	71.3	15	7	79.0	69.8
Virginia	5	9	77.2	88.6	9	16	79.8	86.6
Maryland	4	10	68.3	75.4	8	16	68.8	73.9
Clemson.....	3	11	75.6	86.1	4	20	71.5	82.2
Wake Forest.....	3	11	69.7	79.1	5	21	70.7	78.5

vs. Non-Conference: 44-36 (.550)

vs. Non-ACC Ranked Teams: 8-5

NCAA: (1 team: 3-1)

NIT: (1 team: 1-1)

Teams Ranked During Season: Duke, North Carolina

1968 ACC Tournament, Charlotte, N.C. (March 7-8-9)

Quarterfinals - #3 NC State d. #6 Maryland 63-54; #2 Duke d. #7 Clemson 43-40; #1 North Carolina d. #8 Wake Forest 83-70; #4 South Carolina d. #5 Virginia 101-78.
Semifinals - North Carolina d. South Carolina 82-79 (ot); NC State d. Duke 12-10.
Finals - North Carolina d. NC State 87-50.

All-Tournament - First Team - Larry Miller, UNC; Gary Gregor, USC; Dick Grubar, UNC; Jack Thompson, USC; Skip Harlicka, USC.

Second Team - Charles Scott, UNC; Rusty Clark, UNC; Eddie Biedenbach, NCS; Vann Williford, NCS; Mike Lewis, Duke.

Everett Case Award - Larry Miller, North Carolina (25.3 points; 8.3 rebounds)

All-Atlantic Coast Conference

First Team • unanimous

Larry Miller, Sr., UNC.....	190
Mike Lewis, Sr., Duke	190
Charlie Scott, So., UNC	166
Skip Harlicka, Sr., USC.....	159
Eddie Biedenbach, Sr., NCS	150

Second Team

Butch Zatezalo, So., Clem.	102
Rusty Clark, Jr., UNC	94
Gary Gregor, Sr., USC	92
Frank Standard, Sr., USC	49
Mike Katos, Sr., UVa	37

Player of the Year: Larry Miller, Sr., UNC (76); Mike Lewis, Sr., Duke (34).

Coach of the Year: Dean Smith, UNC (47); Vic Bubas, Duke (22); Frank McGuire, USC (22); Norm Sloan, NCS (21).

Statistical Leaders

Scoring (NCAA rank)

Butch Zatezalo, So., Clem	(32) 23.0
Larry Miller, Sr., UNC.....	(40) 22.4
Skip Harlicka, Sr., USC.....	(46) 21.8
Mike Lewis, Sr., Duke	(48) 21.7
Mike Katos, Sr., UVa	18.5

Rebounding

Mike Lewis, Sr., Duke	14.4
Gary Gregor, Sr., USC	12.2
Norm Carmichael, Jr., UVa.....	12.0
Richie Mahaffey, Jr., Clem	11.5
Mike Wilkes, So., UVa	11.0

NCAA STATS: Wake Forest's Jerry Montgomery is seventh in free throw percentage (.854) ... Duke was 11th in free throw percentage (.749) ... Dave Cowens of independent Florida State is eighth in rebounding (16.9) ... the 19-8 Seminoles are fifth in scoring offense (90.3) ... LSU sophomore Pete Maravich set a new major college scoring record, averaging 43.8 points per game.

1969

North Carolina - ACC Champion
John Roche, USC - ACC Player of the Year
Frank McGuire, USC - ACC Coach of the Year

North Carolina tied a conference record winning its third straight ACC Tournament with a 85-74 triumph over Duke in the finals ... UNC also made its third-straight Final Four appearance, losing to Purdue 92-65 ... John Roche became the first sophomore and the first South Carolina player to be named ACC Player of the Year ... Duke's Vic Bubas retired after the 1969 season ... under Bubas, Duke won four ACC titles, advanced to the Final Four three times and compiled a 213-67 (.761) record in 10 seasons, including a 106-32 (.768) mark in ACC play ... Wake Forest beat Maryland 93-71 (J3) in a game that matched brothers playing against one another for the first time in league annals; Wake's Jerry Montgomery had six points while brother Roger tallied four points ... in their regular season finale, Wake Forest beat Clemson in double overtime 112-104; seven players were disqualified and both teams were an identical 36-of-45 from the foul line ... Florida State beat South Carolina 87-76 (J28) in a game that was declared a forfeit when Gamecock head coach Frank McGuire refused to leave the floor after receiving two technical fouls with 1:57 left to play ... in seven post-season games, starting with the ACC Tournament, UNC's Charlie Scott averaged 25.5 points and 6.0 rebounds per game ... in the ACC title game against Duke, Scott scored an ACC title game record 40 points; one week later Scott tallied 23 of his game-high 32 points in the second half as the Tar Heels advanced to the Final Four with an 87-85 win over No. 5 Davidson in the East Regional final.

1968-69 Final Standings

Team	ACC				Overall			
	AP	UPI	W	L	For	Opp	W	L
North Carolina.....	4	2	12	2	88.6	74.5	27	5
South Carolina	13	20	11	3	72.4	65.8	21	7
Wake Forest.....			8	6	84.4	82.1	18	9
NC State.....			8	6	72.4	72.0	15	10
Duke			8	6	84.6	81.1	15	13
Virginia			5	9	77.6	84.6	10	15
Maryland.....			2	12	78.9	86.7	8	18
Clemson.....			2	12	78.9	90.9	6	19

vs. Non-Conference: 55-33 (.625)

vs. Non-ACC Ranked Teams: 5-8

NCAA: (1 team: 2-2)

NIT: (1 team: 1-1)

Teams Ranked During Season: Duke, North Carolina, South Carolina

1969 ACC Tournament, Charlotte, N.C. (March 6-7-8)

Quarterfinals - #3 Duke d. #6 Virginia 99-86; #2 South Carolina d. #7 Maryland 92-71; #1 North Carolina d. #8 Clemson 94-70; #5 Wake Forest d. #4 NC State 81-73.
Semifinals - North Carolina d. Wake Forest 80-72; Duke d. South Carolina 68-59.
Finals - North Carolina d. Duke 85-74.

All-Tournament - First Team - Charles Scott, UNC; Charlie Davis, WF; Dick DeVenzio, Duke; Steve Vanderberg, Duke; John Roche, USC.

Second Team - Jerry Montgomery, WF; Bill Bunting, UNC; Dave Golden, Duke; Dick Grubar, UNC; Vann Williford, NCS.

Everett Case Award - Charlie Scott, North Carolina (24.7 points; 5.7 rebounds)

All-Atlantic Coast Conference

First Team • unanimous

John Roche, So., USC.....	176
Charlie Scott, Jr., UNC	171
Bill Bunting, Sr., UNC	143
Vann Williford, Jr., NCS	141
Charlie Davis, So., WF.....	128

Second Team

Butch Zatezalo, Jr., Clem.	117
Tom Owens, So., USC.....	105
Will Hetzel, Jr., Md.	90
Dick Grubar, Sr., UNC	79
Randy Denton, So., Duke	67

Player of the Year: John Roche, So., USC (56); Charlie Scott, Jr., UNC (39); Butch Zatezalo, Jr., Clem, Bill Bunting, Sr., UNC & Vann Williford, NCS also received votes.

Coach of the Year: Frank McGuire, USC (78); Dean Smith, UNC (22).

Statistical Leaders

Scoring (NCAA rank)

Butch Zatezalo, Jr., Clem	(14) 25.8
John Roche, So., USC.....	(34) 23.6
Will Hetzel, Jr., Md.	(41) 23.3
Charlie Davis, So., WF.....	(45) 22.8
Charlie Scott, Jr., UNC	(53) 22.3

Rebounding

Tom Owens, So., USC.....	13.0
Randy Denton, So., Duke.....	12.8
Will Hetzel, Jr., Md.	12.2
Gilbert McGregor, So., WF.....	12.0
John Gidding, Sr., UVa	11.2

NCAA STATS: North Carolina's Bill Bunting (.598) is second nationally to UCLA's Lew Alcindor (.635) in field goal percentage ... Wake Forest's Charlie Davis finished fifth in free throw percentage (.882) ... North Carolina is seventh in scoring (89.0), scoring margin (+13.2) and field goal percentage (.491) ... South Carolina is tops in fewest fouls committed (12.4).

1970

NC State - ACC Champion
John Roche, USC - ACC Player of the Year
Norm Sloan, NCS - ACC Coach of the Year

NC State overcame an 11-point first-half deficit and upset top-seeded and third-ranked South Carolina 42-39 in double overtime to claim its sixth ACC hoops crown ... the Gamecocks were a perfect 14-0 in ACC games during the regular season and finished a full five games ahead of both North Carolina and NC State in the league standings ... seventh-seeded Virginia won its first ACC Tournament game since 1959 upsetting three-time defending champion North Carolina 95-93 in the first round ... NC State's Norm Sloan was named ACC Coach of the Year for the first time ... former Wolfpack player Bucky Waters (1956-58) succeeded Vic Bubas as Duke's new head mentor while Charles "Lefty" Driesell, who played for two seasons at Duke (1953-54), replaced Frank Fellows at Maryland ... South Carolina's John Roche became the first player to be named ACC Player of the Year as a sophomore and junior ... UNC's Charlie Scott had a 52-game streak of scoring in double figures ended in a 65-52 loss at South Carolina (J5); five days later USC's Roche had a similar 38-game streak snapped in a 55-44 win over Maryland ... Scott, the ACC's leading scorer (27.1), was named first-team All-ACC for the third straight year ... Virginia overcame a 22-point second-half deficit to defeat William & Mary 87-81 in overtime (J29) ... South Carolina's Tom Owens led the ACC in rebounds (14.9) and "double-doubles" (19) ... ten ACC players registered 10-or-more "double-doubles" in 1969-70 ... Wake Forest scored 66 first half points en route to a 108-93 win over BYU (D30).

1969-70 Final Standings

Team	AP	UPI	W	ACC			W	Overall		
				L	For	Opp		L	For	Opp
South Carolina.....	6	6	14	0	76.7	57.9	25	3	74.0	57.4
North Carolina.....	9	5	9	5	83.1	78.9	18	9	88.9	78.8
NC State.....	10	12	9	5	81.1	73.9	23	7	83.7	71.7
Duke.....	8	6	8	6	72.5	71.3	17	9	75.6	72.1
Wake Forest.....	6	8	6	8	79.9	81.6	14	13	81.4	80.6
Maryland.....	5	9	5	9	72.3	78.7	13	13	76.1	74.8
Virginia.....	3	11	3	11	66.6	73.9	10	15	69.8	73.0
Clemson.....	2	12	2	12	80.8	96.9	7	19	80.3	90.3

vs. Non-Conference: 64-24 (.727)

vs. Non-ACC Ranked Teams: 5-6

NCAA: (1 team: 1-1)

NIT: (2 teams: 0-2)

Teams Ranked During Season: Duke, North Carolina, NC State; South Carolina

1970 ACC Tournament, Charlotte, N.C. (March 5-6-7)

Quarterfinals - #1 South Carolina d. #8 Clemson 34-33; #7 Virginia d. #2 North Carolina 95-93; #3 NC State d. #6 Maryland 67-57; #5 Wake Forest d. #4 Duke 81-73.
Semifinals - South Carolina d. Wake Forest 79-63. NC State d. Virginia 67-66.
Finals - NC State d. South Carolina 42-39 (2 ot).

All-Tournament - First Team - Vann Williford, NCS; Charlie Davis, WF; Tom Owens, USC; Chip Case, UVa; Tom Riker, USC.

Second Team - Charles Scott, UNC; John Roche, USC; Bill Gerry, UVa; Ed Leftwich, NCS; Joe Dunning, NCS.

Everett Case Award - Vann Williford, NC State (24.3 points; 9.3 rebounds)

All-Atlantic Coast Conference

First Team • unanimous

John Roche, Jr., USC..... • 212
 Charlie Scott, Sr., UNC..... • 212
 Vann Williford, Sr., NCS..... 208
 Charlie Davis, Jr., WF..... 204
 Tom Owens, Jr., USC..... 163

Second Team

Randy Denton, Jr., Duke..... 142
 Will Hetzel, Sr., Md..... 81
 Butch Zatezalo, Sr., Clem..... 80
 Paul Coder, So., NCS..... 50
 Ed Leftwich, So., NCS..... 44

Player of the Year: John Roche, Jr., USC (51); Charlie Scott, Sr., UNC (47); Vann Williford, Sr., NCS (16); Charlie Davis, Jr., WF (4).

Coach of the Year: Norm Sloan, NCS (57); Frank McGuire, USC (40); Bill Gibson, UVa (8); Lefty Driesell, Md. (1); Dean Smith, North Carolina (1); Bucky Waters, Duke (1).

Statistical Leaders

Scoring (NCAA rank)

Charlie Scott, Sr., UNC..... (16) 27.1
 Charlie Davis, Jr., WF..... (25) 25.5
 Vann Williford, Sr., NCS..... (39) 23.7
 John Roche, Jr., USC..... (51) 22.3
 Butch Zatezalo, Sr., Clem..... 21.7

Rebounding

Tom Owens, Jr., USC..... 14.0
 Randy Denton, Jr., Duke..... 12.8
 Bill Gerry, Jr., UVa..... 11.1
 Gilbert McGregor, Jr., WF..... 10.6
 Vann Williford, Sr., NCS..... 10.0

NCAA STATS: NC State's Paul Coder is 16th in field goal percentage (.573) ... Wake Forest's Charlie Davis is fifth in free throw percentage (.875) ... Duke is eighth in field goal percentage (.496) ... the Deacons are fourth in free throw percentage (.768) ... for the second-straight year South Carolina is first in fewest fouls committed (13.8).

1971

South Carolina - ACC Champion
Charlie Davis, WF - ACC Player of the Year
Dean Smith, UNC - ACC Coach of the Year

South Carolina's last year as a member of the ACC produced its first and only championship defeating regular season champion North Carolina 52-51 in the finals, marking the first time the ACC Tournament title game had been decided by a single point ... on March 29, South Carolina announced it was withdrawing from the ACC ... the Tar Heels rebounded to capture the NIT championship with junior Bill Chamberlain grabbing MVP honors ... both Wake Forest's Charlie Davis, the 1971 ACC Player of the Year, and South Carolina's John Roche were three-time All-ACC first team selections ... Davis averaged 24.5 points in 42 career ACC games and led the ACC in free-throw shooting percentage three years in a row ... South Carolina's Owens (12.8) became the second player to lead the ACC in rebounding three years in a row ... Roche scored an ACC-record 56 points in a win over Furman (F4) ... Virginia finished 15-11, its first winning season since 1953-54 ... Maryland's Barry Yates became the first ACC player to declare hardship and entered the NBA Draft early ... Yates hit 10 straight field goals in a game against Miami ... in Virginia's 50-49 win over No. 2 South Carolina (J11), game officials ejected both a sports writer and a photographer from the game ... 1970-71 was the first season without ACC Commissioner Jim Weaver, who had passed away the previous summer ... Maryland made 15-of-18 from the floor and set an ACC single-game field goal percentage record (.833) in a 31-30 overtime win over South Carolina (J9) ... Tate Locke became the 16th head coach in Clemson history.

1970-71 Final Standings

Team	AP	UPI	W	ACC			W	Overall		
				L	For	Opp		L	For	Opp
North Carolina.....	13	13	11	3	84.6	74.4	26	6	84.6	71.8
South Carolina.....	6	6	10	4	73.8	63.7	23	6	77.9	68.4
Duke.....	9	5	9	5	80.0	75.9	20	10	79.6	73.7
Wake Forest.....	7	7	7	7	77.3	76.2	16	10	79.4	74.1
Virginia.....	6	8	6	8	71.3	74.7	15	11	76.4	74.9
Maryland.....	5	9	5	9	67.4	74.4	14	12	75.0	73.4
NC State.....	5	9	5	9	73.3	77.1	13	14	76.5	77.5
Clemson.....	3	11	3	11	54.6	65.8	9	17	58.9	65.9

vs. Non-Conference: 68-18 (.791)

vs. Non-ACC Ranked Teams: 5-3

NCAA: (1 team: 0-2)

NIT: (2 teams: 6-2 - North Carolina champion)

Teams Ranked During Season: Duke, North Carolina, South Carolina, Virginia

1971 ACC Tournament, Greensboro, N.C. (March 11-12-13)

Quarterfinals - #1 North Carolina d. #8 Clemson 76-41; #2 South Carolina d. #7 Maryland 71-63; #6 NC State d. #3 Duke 68-61; #5 Virginia d. #4 Wake Forest 85-84.
Semifinals - North Carolina d. Virginia 78-68; South Carolina d. NC State 69-56.
Finals - South Carolina d. North Carolina 52-51.

All-Tournament - First Team - Barry Parkhill, UVa; Tom Owens, USC; John Roche, USC; Lee Dedmon, UNC; Paul Coder, NCS.

Second Team - Al Heartley, NCS; George Karl, UNC; Bill Chamberlain, UNC; Tom Riker, USC; Charlie Davis, WF.

Everett Case Award - John Roche, South Carolina & Lee Dedmon, North Carolina

All-Atlantic Coast Conference

First Team • unanimous

Charlie Davis, Sr., WF..... • 242
 John Roche, Sr., USC..... 240
 Dennis Wuycik, Jr., UNC..... 238
 Randy Denton, Sr., Duke..... 233
 Tom Owens, Sr., USC..... 176

Second Team

Barry Parkhill, So., UVa..... 125
 George Karl, So., UNC..... 120
 Bill Gerry, Sr., UVa..... 99
 Ed Leftwich, Jr., NCS..... 74
 Jim O'Brien, So., Md..... 64

Player of the Year: Charlie Davis, Sr., WF (86); John Roche, Sr., USC (30); Dennis Wuycik, Jr., UNC (4).

Coach of the Year: Dean Smith, UNC (89); Bill Gibson, UVa (21).

Statistical Leaders

Scoring (NCAA rank)

Charlie Davis, Sr., WF..... (13) 26.5
 John Roche, Sr., USC..... (57) 21.6
 Randy Denton, Sr., Duke..... 20.4
 Dennis Wuycik, Jr., UNC..... 18.4
 Ed Leftwich, Jr., NCS..... 16.4

Rebounding

Tom Owens, Sr., USC..... 12.9
 Randy Denton, Sr., Duke..... 12.8
 Scott McCandlish, Jr., UVa..... 9.9
 Gilbert McGregor, Sr., WF..... 9.3
 Bill Gerry, Sr., UVa..... 9.3

NCAA STATS: North Carolina's Dennis Wuycik (.607) is second in field goal percentage, teammate Bill Chamberlain (.572) is 13th, NC State's Paul Coder (.565) 15th and Duke's Randy Denton (.564) 16th ... Wake Forest's Charlie Davis (.862) and Wuycik (.858) rank 5-6 among free throw percentage leaders ... North Carolina is second in field goal percentage (.522).



1972

North Carolina - ACC Champion
Barry Parkhill, UVa - ACC Player of the Year
Bill Gibson, UVa - ACC Coach of the Year

With a 73-64 championship game victory over second-seeded Maryland, **North Carolina** laid claim to its fourth ACC title in six years and fifth overall ... Robert McAdoo earned Tournament MVP honors after averaging 19.5 points and 10.1 rebounds ... the Tar Heels' ended their season with a loss to Florida State in the national semifinals ... Maryland, led by the sophomore inside tandem of Len Elmore and Tom McMillen, captured the ACC's second straight NIT title, with a 100-69 win over Niagara in the championship game ... another success story was Virginia, which posted eight wins in ACC play for the first time and had its first ACC Player of the Year in junior guard Barry Parkhill, the ACC's leading scorer at 21.6 ppg ... Bill Gibson also became the first Virginia coach to be named Coach of the Year ... Duke officially renamed its home arena in honor of athletic director Eddie Cameron ... the first game in "Cameron Indoor Stadium" saw Robbie West sink a 20-foot jumper with three seconds left to lift the Blue Devils to a 76-74 win over North Carolina ... though freshmen were ineligible for varsity competition, junior varsity games at NC State's Reynolds Coliseum involving highly-recruited rookie David Thompson were often filled to capacity ... Maryland's game with Clemson (F19) was played for the first 10 minutes with only one official ... Maryland sophomore Tom McMillen had 14 "double-doubles" and accounted for 31 percent of the Terps scoring in their 12 regular season ACC games (20.1 ppg of 64.9 ppg) ... UNC's Dean Smith became the third ACC head coach to win 100 or more regular-season conference games with a 92-77 win over Wake Forest (J19).

1971-72 Final Standings

Team				ACC			Overall		
	AP	UPI	W	L	For	Opp	W	L	For
North Carolina.....	2	2	9	3	84.5	71.9	26	5	89.1
Maryland.....	15	11	8	4	64.9	64.3	27	5	76.4
Virginia.....	20	x	8	4	72.0	69.3	21	7	81.8
Duke.....			6	6	67.6	73.3	14	12	68.5
NC State.....			6	6	74.9	73.2	16	10	78.5
Wake Forest.....			3	9	65.0	70.2	8	18	69.2
Clemson.....			2	10	58.0	64.8	10	16	63.4

vs. Non-Conference: 70-21 (.769)

vs. Non-ACC Ranked Teams: 4-5

NCAA: (1 team: 3-1)

NIT: (2 teams: 4-1 - Maryland Champion)

Teams Ranked During Season: Maryland, North Carolina, NC State, Virginia

1972 ACC Tournament, Greensboro, N.C. (March 7-8-9)

Quarterfinals - #1 North Carolina, bye; #2 Maryland 54 d. #7 Clemson 54-52; #3 Virginia d. #6 Wake Forest 74-65; #4 Duke d. #5 NC State 73-60.

Semifinals - North Carolina d. Duke 63-48; Maryland d. Virginia 62-57.

Finals - North Carolina d. Maryland 73-64.

All-Tournament - First Team - Barry Parkhill, UVa; Dennis Wuycik, UNC; Robert McAdoo, UNC; George Karl, UNC; Tom McMillen, Md.

Second Team - Jim O'Brien, Md.; Scott McCandlish, UVa; Gary Melchionni, Duke; Len Elmore, Md.; Steve Previs, UNC.

Everett Case Award - Bob McAdoo, North Carolina (15.0 points; 7.5 rebounds)

All-Atlantic Coast Conference

First Team • unanimous

Barry Parkhill, Jr., UVa.....	• 214	Bill Chamberlain, Sr., UNC.....	112
Robert McAdoo, Jr., UNC.....	209	Gary Melchionni, Jr., Duke.....	89
Tom McMillen, So., Md.....	198	Alan Shaw, Jr., Duke.....	88
Dennis Wuycik, Sr., UNC.....	189	George Karl, Jr., UNC.....	82
Tom Burleson, So., NCS.....	178	Len Elmore, So., Md.....	69

Player of the Year: Barry Parkhill, Jr., UVa (80); Dennis Wuycik, Sr., UNC (12); Bob McAdoo, Jr., UNC (10); Tom McMillen, So., Md., Tom Burleson, So., NCS and Bill Chamberlain, Sr., UNC also received votes.

Coach of the Year: Bill Gibson, UVa (70); Dean Smith, UNC (21); Bucky Waters, Duke (15).

Statistical Leaders

Scoring (NCAA rank)

Barry Parkhill, Jr., UVa.....	21.6
Tom Burleson, So., NCS.....	21.3
Tom McMillen, So., Md.....	20.8
Bob McAdoo, Jr., UNC.....	19.5
Dennis Wuycik, Sr., UNC.....	18.0

Rebounding

Tom Burleson, So., NCS.....	14.0
Alan Shaw, Jr., Duke.....	11.8
Len Elmore, So., Md.....	11.0
Bob McAdoo, Jr., UNC.....	10.1
Dave Angel, Jr., Clem.....	9.7

NCAA STATS: For the second straight year North Carolina's Dennis Wuycik (.610) ranks in the Top 10 (8th) among field goal percentage leaders ... UNC's Bobby Jones (.668) was eight field goals shy of leading the nation in field goal percentage ... North Carolina leads the country in field goal percentage (.528).

1973

NC State - ACC Champion
David Thompson, NCS - ACC Player of the Year
Norm Sloan, NCS - ACC Coach of the Year

David Thompson emerged on the scene at **NC State**, and the Wolfpack reaped immediate awards with an unbeaten season and its seventh ACC title with a 76-74 win over Maryland to cap a 27-0 season ... with NC State on NCAA probation, Maryland represented the ACC and beat Syracuse before losing to Providence 103-89 in the East Regional finals ... NC State, Maryland and UNC remained ranked in the Top 10 throughout the regular season, and Super Bowl Sunday featured a pioneering national television matchup between the Wolfpack and Terps at College Park, Md. ... NC State defeated Maryland 87-85 when Thompson tipped in a miss by teammate Tommy Burleson at the buzzer to cap a 37-point performance ... Thompson was named ACC Player of the Year and Norm Sloan was selected ACC Coach of the Year ... the NCAA reinstated freshman eligibility, and the ACC boasted such young stars as Maryland's John Lucas, Wake Forest's Lee Foye, Virginia's Wally Walker and North Carolina's Mitch Kupchak ... an NCAA rule change allowed teams to retain possession of the ball following the first six non-shooting fouls by their opponents in each half instead of shooting a lone free throw ... Clemson's Van Gregg scored 33 points in his first college game vs. Georgia Tech (N28) ... Virginia's Barry Parkhill had his 41-game double-figure scoring streak snapped in a 93-74 loss at Maryland (J10) ... the Wolfpack scored 100 points or more in 10 games and led the nation in scoring (92.9) ... in a change from previous ACSWA voting procedures, the 1972-73 All-Conference team was voted on by positions - two guards and three frontcourt players.

1972-73 Final Standings

Team				ACC			Overall		
	AP	UPI	W	L	For	Opp	W	L	For
NC State.....	2	2	12	0	80.8	70.3	27	0	92.9
North Carolina.....	11	12	8	4	82.2	74.0	25	8	84.7
Maryland.....	8	10	7	5	84.8	78.8	23	7	87.1
Duke.....			4	8	73.7	78.9	12	14	78.1
Virginia.....			4	8	72.4	74.2	13	12	74.8
Clemson.....			4	8	67.8	69.9	12	14	69.8
Wake Forest.....			3	9	67.8	83.2	12	15	72.3

vs. Non-Conference: 72-19 (.791)

vs. Non-ACC Ranked Teams: 3-1

NCAA: (1 team: 1-1)

NIT: (1 team: 3-1)

Teams Ranked During Season: Maryland, North Carolina, NC State

1973 ACC Tournament, Greensboro, N.C. (March 8-9-10)

Quarterfinals - #1 NC State, bye; #7 Wake Forest d. #2 North Carolina 54-52 (ot); #3 Maryland d. #6 Clemson 77-61; #5 Virginia d. #4 Duke 59-55.

Semifinals - NC State d. Virginia 63-51; Maryland d. Wake Forest 73-65.

Finals - NC State d. Maryland 76-74.

All-Tournament - First Team - Tommy Burleson, NCS; David Thompson, NCS; Tom McMillen, Md.; John Lucas, Md.; Eddie Payne, WF.

Second Team - Bobby Jones, UNC; Jim O'Brien, Md.; Gus Gerard, UVa; Barry Parkhill, UVa; Tony Byers, WF.

Everett Case Award - Tom Burleson, NC State (14.0 points, 12.5 rebounds)

All-Atlantic Coast Conference

First Team • unanimous

David Thompson, So., NCS.....	• 248	Bobby Jones, Jr., UNC.....	163
Tommy Burleson, Jr., NCS.....	238	Barry Parkhill, Jr., UVa.....	159
George Karl, Sr., UNC.....	232	Len Elmore, Jr., Md.....	84
Tom McMillen, Jr., Md.....	212	Chris Redding, Jr., Duke.....	67
Gary Melchionni, Sr., Duke.....	176	Tony Byers, Jr., WF.....	56

Player of the Year: David Thompson, So., NCS (116); George Karl, Sr., UNC (4); Barry Parkhill, Sr., UVa (1); Tom Burleson, Jr., NCS (1); Tom McMillen, Jr., Md. (1).

Coach of the Year: Norm Sloan, NCS (95); Dean Smith, UNC (22).

Statistical Leaders

Scoring (NCAA rank)

David Thompson, So., NCS.....	(16) 24.7
Tony Byers, Jr., WF.....	21.7
Tom McMillen, Jr., Md.....	21.2
Tom Burleson, Jr., NCS.....	17.9
George Karl, Sr., UNC.....	17.0

Rebounding

Tom Burleson, Jr., NCS.....	12.0
Len Elmore, Jr., Md.....	11.2
Bobby Jones, Jr., UNC.....	10.5
Tom McMillen, Jr., Md.....	9.8
Bob Fleischer, So., Duke.....	8.5

NCAA STATS: NC State sets an ACC record in points per game (92.9) and ranks fourth in scoring offense ... North Carolina's Bobby Jones (.601) ranks ninth, and Maryland's Tom McMillen (.585) 14th, among field goal percentage leaders ... North Carolina (.527), Maryland (.520) and NC State rank 1-2-3 in field goal percentage ... Duke is tops in free throw percentage (.785).

1974

NC State - ACC Champion & National Champion
David Thompson, NCS - ACC Player of the Year
Norm Sloan, NCS - ACC Coach of the Year

NC State followed its second-straight league title by capturing its first, and the league's second national title ... first NC State defeated Maryland 103-100 in overtime for the ACC Tournament championship in a game that many rank as the greatest in college basketball history ... two weeks later Norm Sloan's Wolfpack ended the UCLA dynasty streak of seven straight NCAA titles with an 80-77 double-overtime win at the Greensboro Coliseum ... two nights later, NC State knocked off Marquette 76-64 for the national title ... the Wolfpack, behind ACC and National Player of the Year David Thompson and 7-4 center Tommy Burleson, finished the regular season 12-0 for the second straight year ... Maryland (23-5) finished the year ranked No. 4 nationally despite not taking part in NCAA play ... Burleson led the ACC with 26 "double-doubles", Maryland's Len Elmore (22) was second ... six ACC players earned first-, second- or third-team All-America honors ... UNC defeated Duke 96-92 in overtime (M2) after a stunning rally that wiped out an eight-point Blue Devil lead in the final 17 seconds of regulation, capped by Walter Davis' game-tying 35-foot bank shot ... the Wolfpack's NCAA win over UCLA avenged its only loss of the season ... Wake Forest opened the season with a 75-70 win over Rice (N30) in a game that featured an experimental 30-second shot clock ... 16 Tar Heels scored in UNC's 112-72 win over Biscayne (D28) ... the league's All-ACC team was for a second-straight year, voted on by positions - two guards and three front court players ... Virginia beat Wake Forest 86-83 in overtime (F9); the Cavaliers trailed 52-37 at halftime.

1973-74 Final Standings

Team	ACC				Overall			
	AP	UPI	W	L	For	Opp	W	L
NC State.....	1	1	12	0	90.9	78.0	30	1
Maryland.....	4	4	9	3	81.5	72.4	23	5
North Carolina.....	12	8	9	3	83.3	77.0	22	6
Virginia.....	4	8	78.8	86.7	11	16	77.3	80.0
Clemson.....	3	9	66.6	74.5	14	12	68.3	69.3
Wake Forest.....	3	9	75.8	79.8	13	13	76.2	74.1
Duke.....	2	10	75.9	84.3	10	16	75.3	77.6

vs. Non-Conference: 71-17 (.807)

vs. Non-ACC Ranked Teams: 7-6

NCAA: (1 team: 4-0 - NC State Champion)

NIT: (1 team: 0-1)

Teams Ranked During Season: Maryland, North Carolina, NC State

1974 ACC Tournament, Greensboro, N.C. (March 7-8-9)

Quarterfinals - #1 NC State, bye; #2 Maryland d. #7 Duke 85-66; #3 North Carolina d. #6 Wake Forest 76-62; #4 Virginia d. #5 Clemson 68-63.
Semifinals - NC State d. Virginia 87-66; Maryland d. North Carolina 105-85.
Finals - NC State d. Maryland 103-100 (ot).

All-Tournament - First Team - David Thompson, NCS; Tommy Burleson, NCS; Tom McMillen, Md.; John Lucas, Md.; Maurice Howard, Md.

Second Team - Len Elmore, Md.; Owen Brown, Md.; Gus Gerard, UVa; Monte Towe, NCS; Billy Langloh, UVa.

Everett Case Award - Tom Burleson, NC State (26.5 points, 12.0 rebounds)

All-Atlantic Coast Conference

First Team • unanimous

David Thompson, Jr., NCS.....	• 274
Monte Towe, Jr., NCS.....	251
John Lucas, So., Md.....	242
Bobby Jones, Sr., UNC.....	209
Len Elmore, Sr., Md.....	195

Second Team

Tommy Burleson, Sr., NCS.....	163
Tom McMillen, Sr., Md.....	160
Darrell Elston, Sr., UNC.....	151
Gus Gerard, Jr., UVa.....	128
Tony Byers, Sr., WF.....	71

Player of the Year: David Thompson, Jr., NCS (139); Bobby Jones, Sr., UNC (2); Monte Towe, Jr., NCS (1).

Coach of the Year: Norm Sloan, NCS (121); Carl Tacy, WF (7), Lefty Driesell, Md., Dean Smith, UNC and Tates Locke, Clem also received votes.

Statistical Leaders

Scoring (NCAA rank)

David Thompson, Jr., NCS.....	(5) 26.0
Gus Gerard, Jr., UVa.....	(44) 20.8
John Lucas, So., Md.....	20.1
Tom McMillen, Sr., Md.....	19.4
Tom Burleson, Sr., NCS.....	18.1

Rebounding

Len Elmore, Jr., Md.....	(9) 14.7
Bob Fleischer, Jr., Duke.....	12.4
Tom Burleson, Sr., NCS.....	12.2
Wayne Rollins, Fr., Clem.....	12.2
Gus Gerard, Jr., UVa.....	10.2

NCAA STATS: NC State is fourth in scoring offense (91.4) ... North Carolina ranks third in field goal percentage (.520); Maryland is seventh (.510) ... UNC's Bobby Jones is 17th in field goal percentage (.580) ... Duke's Kevin Billerman is 15th in free throw percentage (.832) ... Terps were first in scoring margin (16.7).

1975

North Carolina - ACC Champion
David Thompson, NCS - ACC Player of the Year
Lefty Driesell, Maryland - ACC Coach of the Year

With freshman point guard Phil Ford leading the way **North Carolina** captured its first ACC Tournament championship since 1972 knocking off defending NCAA champion, and two-time defending ACC champion, NC State 70-66 in the title game ... Ford was voted MVP of a tightly-contested tournament that saw six games decided by a total of 20 points ... with the NCAA expanding its tournament field from 32 to 48 teams, regular-season champion Maryland, earned the ACC's first-ever second NCAA bid ... the ACC Tournament marked the end of the stellar career of NC State three-time All-American and two-time National Player of the Year David Thompson, who finished as the ACC's second-leading all-time scorer with 2,309 points ... Thompson was the first three-time ACC Player of the Year ... Lefty Driesell became Maryland's first ACC Coach of the Year ... the Terps regular season saw them sweep all four away games on "Tobacco Road" (at Duke, NC State, UNC and Wake Forest) for the first time and end NC State's 27-game ACC winning streak (103-85 on J16) ... Clemson rallied for wins over Wake Forest, Maryland and Virginia in three straight January games after trailing by nine, two and 12 points at halftime in each of those respective contests ... Clemson's Skip Wise became the first freshman to be voted first-team All-ACC ... Bill Foster became Duke's third head coach in as many years and Terry Holland succeeded Bill Gibson at Virginia ... Maryland became the first ACC team to have six players average in double figures ... for a third straight year, the league's All-ACC team was voted on by positions - two guards and three front court players

1974-75 Final Standings

Team	ACC				Overall			
	AP	UPI	W	L	For	Opp	W	L
Maryland.....	5	5	10	2	87.2	75.8	24	5
North Carolina.....	9	10	8	4	77.5	76.7	23	8
Clemson.....	x	19	8	4	80.3	72.0	17	11
NC State.....	7	9	8	4	87.3	81.4	22	6
Virginia.....			4	8	67.0	75.4	12	13
Duke.....			2	10	76.0	86.7	13	13
Wake Forest.....			2	10	79.1	86.3	13	13

vs. Non-Conference: 72-17 (.809)

vs. Non-ACC Ranked Teams: 7-9

NCAA: (2 teams: 4-2)

NIT: (1 team: 0-1)

Teams Ranked During Season: Clemson, Maryland, N. Carolina, NC State, W. Forest

1975 ACC Tournament, Greensboro, N.C. (March 6-7-8)

Quarterfinals - #1 Maryland, bye; #2 North Carolina d. #7 Wake Forest 101-100 (ot); #3 Clemson d. #6 Duke 78-76; #4 NC State d. #5 Virginia 91-85.
Semifinals - NC State d. Maryland 87-85; North Carolina d. Clemson 76-71 (ot).
Finals - North Carolina d. NC State 70-66.

All-Tournament - First Team - David Thompson, NCS; Mitch Kupchak, UNC; Kenny Carr, NCS; Phil Ford, UNC; Skip Wise, Clem.

Second Team - John Lucas, Md.; Wally Walker, UVa; Walter Davis, UNC; Skip Brown, WF; Monte Towe, NCS.

Everett Case Award - Phil Ford, North Carolina (26.0 points, 3.3 assists)

All-Atlantic Coast Conference

First Team • unanimous

David Thompson, Sr., NCS.....	• 296
Skip Brown, So., WF.....	259
Mitch Kupchak, Jr., UNC.....	252
John Lucas, Jr., Md.....	215
Skip Wise, Fr., Clem.....	191

Second Team

Wayne Rollins, So., Clem.....	189
Bob Fleisher, Sr., Duke.....	150
Brad Davis, Fr., Md.....	159
Maurice Howard, Jr., Md.....	95
Owen Brown, Sr., Md.....	61

Player of the Year: *David Thompson, Sr., NCS (voting totals not available).

Coach of the Year: Lefty Driesell, Md. (66); Tates Locke, Clem (59).

*Unanimous Selection

Statistical Leaders

Scoring (NCAA rank)

David Thompson, Sr., NCS.....	(3) 29.9
Skip Brown, So., WF.....	(22) 22.7
John Lucas, Jr., Md.....	19.5
Mitch Kupchak, Jr., UNC.....	18.5
Skip Wise, Fr., Clem.....	18.5

Rebounding

Wayne Rollins, So., Clem.....	11.7
Tom Roy, Sr., Md.....	11.1
Mitch Kupchak, Jr., UNC.....	10.8
Bob Fleischer, Sr., Duke.....	10.5
Phil Spence, Jr., NCS.....	10.0

NCAA STATS: Sophomore Skip Brown averages 22.7 points per game in 25 games for Wake Forest but is omitted from the final NCAA statistical release; Brown's 22.7 scoring average ranks 22nd nationally ... Duke's Bob Fleischer (.620) ranks second and UNC's Mitch Kupchak (.588) 12th in field goal percentage ... NC State is third in scoring offense (92.7), Maryland (.907) seventh ... Maryland leads the nation in field goal percentage (.548), North Carolina (.529) is fourth and Duke (.517) fifth.

1976

Virginia - ACC Champion
Mitch Kupchak, UNC - ACC Player of the Year
Jim Spanarkel, Duke - ACC Rookie of the Year
Dean Smith, UNC - ACC Coach of the Year

In the first ACC Tournament held outside of the state of North Carolina, sixth-seeded Virginia won its first-ever ACC title, defeating top-seeded and fourth-ranked North Carolina 67-62 at the Capital Centre in Landover, Md. ... MVP Wally Walker scored 21 points in the win and the Cavaliers earned their first NCAA Tournament berth ... Virginia head coach Terry Holland's wife gave birth to a baby girl (Ann-Michael) on the day of the ACC championship game ... the Cavaliers suffered a 69-60 loss to DePaul in its first NCAA Tournament game, while UNC fell to Alabama 79-64 ... the Tar Heels finished the season 25-3, including a 113-106 four-overtime win over Tulane (F14) at the Louisiana Superdome that lasted more than three hours ... NC State's Kenny Carr scored 40 or more points three times and led the ACC in scoring (26.6) ... Maryland's John Lucas graduated as the school's all-time leading scorer (2,015 points) and became the 12th player to be named first-team All-ACC three times ... Wake Forest opened the season 10-0, its best start since 1926-27 ... Duke's Jim Spanarkel was named as the league's first ACC Rookie of the Year ... Bill Foster succeeded Bates Locke at Clemson ... for the second-straight year Maryland led the NCAA in field goal percentage (.537) ... Virginia shot over 50 percent (.501) from the floor for the first time in school history ... nine of Wake Forest's 12 ACC games were decided by five points or less ... North Carolina's Dean Smith was named ACC Coach of the Year for the fourth time.

1975-76 Final Standings

Team	AP	UPI	W	ACC				Overall			
				L	For	Opp	W	L	For	Opp	W
North Carolina.....	8	6	11	1	85.1	75.6	25	4	85.1	74.3	
Maryland.....	11	13	7	5	86.9	82.2	22	6	88.2	74.3	
NC State.....	7		5	5	85.4	88.5	21	9	87.4	81.4	
Clemson.....	5		7	7	82.1	86.1	18	10	83.4	75.1	
Wake Forest.....	5		7	7	84.7	88.0	17	10	87.8	82.6	
Virginia.....	18	15	4	8	75.8	75.9	18	12	76.5	70.4	
Duke.....	3		9	9	87.8	91.5	13	14	88.3	85.0	

vs. Non-Conference: 82-13 (.863)

vs. Non-ACC Ranked Teams: 1-4

NCAA: (2 teams: 0-2)

NIT: (1 team: 2-1)

Teams Ranked During Season: Maryland, N. Carolina, NC State, Virginia, W. Forest

1976 ACC Tournament, Landover, Md. (March 4-5-6)

Quarterfinals - #1 North Carolina, bye; #2 Maryland d. #7 Duke 80-78 (ot); #6 Virginia d. #3 NC State 75-63; #4 Clemson d. #5 Wake Forest 76-63.

Semifinals - North Carolina d. Clemson 82-74; Virginia d. Maryland 73-65.

Finals - Virginia d. North Carolina 67-62.

All-Tournament - First Team - Wally Walker, UVa; Billy Langlosh, UVa; Marc Iavaroni, UVa; Mitch Kupchak, UNC; Tate Armstrong, Duke; Phil Ford, UNC.

Second Team - Maurice Howard, Md.; Steve Sheppard, Md.; Bobby Stokes, UVa; Stan Rome, Clem.; Walter Davis, UNC.

Everett Case Award - Wally Walker, Virginia (24.3 points, 7.0 rebounds)

All-Atlantic Coast Conference

First Team • unanimous

Mitch Kupchak, Sr., UNC.....	310	Second Team	Wally Walker, Sr., UVa.....	208
Kenny Carr, So., NCS.....	310		Skip Brown, Jr., WF.....	176
Phil Ford, So., UNC.....	306		Walter Davis, Jr., UNC.....	125
John Lucas, Sr., Md.....	282		Wayne Rollins, Jr., Clem.....	79
Tate Armstrong, Jr., Duke.....	237		Rod Griffin, So., WF.....	79

Player of the Year: Mitch Kupchak, Sr., UNC (74); Kenny Carr, So., NCS (50); Phil Ford, So., UNC (21); Wally Walker, Sr., UVa, John Lucas, Sr., Md., and Tate Armstrong, Jr., Duke also received votes.

Coach of the Year: Dean Smith, UNC (102); Norm Sloan, NCS (19); Bill Foster, Clem (17).

Rookie of the Year (5+): Jim Spanarkel, Duke (135); Larry Gibson, Md., (12).

Statistical Leaders

Scoring (NCAA rank)

Kenny Carr, So., NCS.....	(5)	26.6
Tate Armstrong, Jr., Duke.....	(16)	24.2
Wally Walker, Sr., UVa.....	(32)	22.1
Skip Brown, Jr., WF.....		20.9
John Lucas, Sr., Md.....		19.9

Rebounding

Mitch Kupchak, Sr., UNC.....	11.3
Wayne Rollins, Jr., Clem.....	11.0
Kenny Carr, Sr., NCS.....	10.3
Larry Gibson, Fr., Md.....	9.8
George Moses, Sr., Duke.....	9.7

NCAA STATS: Wake Forest's Skip Brown is sixth in free throw percentage (.874) ... Maryland is the fourth ACC team in five years to lead the nation in field goal percentage (.537); UNC (.526) is fourth, Duke (.522) fifth and Clemson (.511) 10th.

1977

North Carolina - ACC Champion
Rod Griffin, WF - ACC Player of the Year
Mike Gminski, Duke/Hawkeye Whitney, NCS - ACC Rookie
Dean Smith, UNC - ACC Coach of the Year

North Carolina captured its second ACC title in three years, and seventh overall, with a 75-69 win over defending champion Virginia ... the Tar Heels reached the national title game in Atlanta before dropping a 67-59 decision to Marquette, which was playing its final game under head coach Al McGuire ... Wake Forest snapped a five-year streak of losing ACC records, finishing 8-4 in conference play and earning its first NCAA berth since 1962 ... six of Duke's first seven games were decided by three points or less or in overtime ... on Dec. 28, Clemson was ranked 10th in the AP Poll, marking its highest ranking ever ... junior Kenny Carr (21.0) led the ACC in scoring for the second-straight year and became the first NC State player to leave school early to enter the NBA Draft ... basketball fans witnessed the return of the dunk shot to the college game, which was reinstated by the NCAA rules committee after a nine-year hiatus ... Duke ended a 27-game ACC road losing streak with an 82-74 overtime win at Virginia (J17) ... Clemson set an ACC standard by opening the season with five 100-point games and won 20 games for the first time ever ... Virginia junior guard William Napper (6.1 ppg) ran the 100-yard dash in 9.6 seconds in a state high school meet in 1974 ... Wake Forest twice rallied from 11-point deficits to win ACC games ... Duke's Mike Gminski was a perfect 10-for-10 from the floor in an 85-66 win over Johns Hopkins (N30) ... Clemson's Wayne "Tree" Rollins finished as the ACC's all-time leader with 450 career blocks ... Wake Forest Rod Griffin averaged 20.5 points and 8.6 rebounds and was named ACC Player of the Year.

1976-77 Final Standings

Team	AP	UPI	W	ACC				Overall			
				L	For	Opp	W	L	For	Opp	W
North Carolina.....	5	3	9	3	79.7	71.2	28	5	83.6	72.6	
Clemson.....	8		4	4	73.5	71.3	22	6	86.6	68.9	
Wake Forest.....	9	x	8	4	79.0	76.4	22	8	81.9	76.2	
Maryland.....	7		5	5	76.8	78.2	19	8	78.3	74.1	
NC State.....	6		6	6	76.5	74.8	17	11	78.9	70.8	
Duke.....	2		10	10	71.9	77.2	14	13	76.4	72.9	
Virginia.....	2		10	10	65.1	73.5	12	17	65.6	67.3	

vs. Non-Conference: 82-16 (.837)

vs. Non-ACC Ranked Teams: 8-4

NCAA: (2 teams: 6-2)

NIT: (1 team: 3-1)

Teams Ranked During Season: Clemson, Maryland, N. Carolina, NC State, W. Forest

1977 ACC Tournament, Greensboro, N.C. (March 3-4-5)

Quarterfinals - #1 North Carolina, bye; #7 Virginia d. #2 Wake Forest 59-57; #3 Clemson d. #6 Duke 82-74; #5 NC State d. #4 Maryland 82-72.

Semifinals - North Carolina d. NC State 70-56; Virginia d. Clemson 72-60.

Finals - North Carolina d. Virginia 75-69.

All-Tournament - First Team - Phil Ford, UNC; Mike O'Koren, UNC; Bobby Stokes, UVa; Marc Iavaroni, UVa; John Kuester, UNC; Kenny Carr, NCS.

Second Team - Steve Castellani, UVa; Billy Langlosh, UVa; Walter Davis, UNC; Jim Spanarkel, Duke; Mike Gminski, Duke.

Everett Case Award - John Kuester, North Carolina (13.5 points, 4.0 assists)

All-Atlantic Coast Conference

First Team • unanimous

Rod Griffin, Jr., WF.....	265	Second Team	Wayne Rollins, Sr., Clem.....	200
Phil Ford, Jr., UNC.....	264		Jim Spanarkel, So., Duke.....	186
Skip Brown, Sr., WF.....	218		Brad Davis, Jr., Md.....	94
Kenny Carr, Sr., NCS.....	217		Tommy LaGarde, Sr., UNC.....	60
Walter Davis, Sr., UNC.....	203		Stan Rome, Jr., Clem.....	55

Player of the Year: Rod Griffin, Jr., WF (89); Phil Ford, Jr., UNC (31); Skip Brown, Sr., WF, Wayne Rollins, Sr., Clem, Kenny Carr, Jr., NCS, and Walter Davis, Sr., UNC also received votes.

Coach of the Year: Dean Smith, UNC (47); Carl Tacy, WF (33); Bill Foster, Clem (16); Terry Holland, UVa, Bill Foster, Duke, and Norm Sloan, NCS also received votes.

Rookie of the Year (5+): Mike Gminski, Duke (58); Hawkeye Whitney, NCS (58); Mike O'Koren, UNC (8).

Statistical Leaders

Scoring (NCAA rank)

Kenny Carr, Jr., NCS.....	(42)	21.0
Rod Griffin, Jr., WF.....		20.5
Jim Spanarkel, So., Duke.....		19.2
Phil Ford, Jr., UNC.....		18.7
Skip Brown, Sr., WF.....		18.6

Rebounding

Wayne Rollins, Sr., Clem.....	(12)	12.8
Mike Gminski, Fr., Duke.....		10.7
Kenny Carr, Jr., NCS.....		9.9
Rod Griffin, Jr., WF.....		8.6
Larry Gibson, So., Md.....		8.4

NCAA STATS: Clemson is second in scoring margin (17.7) and seventh in field goal percentage defense (.423) ... Wake's Rod Griffin is eighth in field goal percentage (.621) ... North Carolina finishes fifth in field goal percentage (.537)



1978

Duke - ACC Champion
Phil Ford, UNC - ACC Player of the Year
Gene Banks, Duke - ACC Rookie of the Year
Bill Foster, Duke - ACC Coach of the Year

A young **Duke** team that started two freshmen, two sophomores and a junior, captured its first ACC title since 1966, downing Wake Forest 85-77 in the championship game ... Duke's lineup sported the 1976 ACC Rookie of the Year in Jim Spanarkel, the 1977 Rookie of the Year in 6-11 center Mike Gminski and a freshman class that included Gene Banks of Philadelphia and North Carolina product Kenny Dennard ... Duke advanced to its first Final Four since making three appearances in the 1960s and defeated Notre Dame 90-86 in the semifinals ... Kentucky outlasted the Blue Devils 94-88 in the title game behind Jack "Goose" Givens' 41 points ... all seven ACC teams finished with winning records ... the season was the last for Tar Heel senior point guard Phil Ford, who capped his career as the school's all-time leader in points (2,290) and assists (559) ... Duke was joined in the NCAA Tournament field by UNC, which suffered a 68-64 loss to San Francisco in the second round of the West Regional ... NC State reached the finals of the NIT at Madison Square Garden before losing to Texas ... Wake Forest's Rod Griffin became the first player in 13 years to lead the ACC in both scoring (21.5) and rebounding (10.0) ... a national TV audience watched the ACC Tournament championship for the first time ... ABC aired the game nationally on Saturday afternoon and as a result for the first and only time, the Tournament was played under a Wednesday, Thursday, Saturday format, with teams taking Friday off prior to Saturday afternoon's championship game ... the ACC experimented with a three-man officiating crew for all league games.

1977-78 Final Standings

Team	AP	UPI	W	ACC			W	Overall		
				L	For	Opp		L	For	Opp
North Carolina.....	16	10	9	3	76.3	70.2	23	8	81.1	70.7
Duke	7	9	8	4	80.8	75.3	27	7	85.6	74.4
NC State.....	7		5	5	74.8	72.5	21	10	82.4	75.2
Virginia	6		6	6	68.2	72.6	20	8	71.9	66.9
Wake Forest.....	6		6	6	77.8	76.6	19	10	83.2	76.4
Maryland.....	3		9	9	75.7	79.7	15	13	82.1	79.5
Clemson.....	3		9	9	74.6	81.2	15	12	82.6	73.7

vs. Non-Conference: 88-16 (.846)

vs. Non-ACC Ranked Teams: 4-5

NCAA: (2 teams: 4-2)

NIT: (2 teams: 3-2)

Teams Ranked During Season: Duke, N. Carolina, NC State, Virginia, W. Forest

1978 ACC Tournament, Greensboro, N.C. (March 1-2, 4)

Quarterfinals - #1 North Carolina, bye; #2 Duke d. #7 Clemson 83-72; #6 Maryland d. #3 NC State 109-108 (3ot); #5 Wake Forest d. #4 Virginia 72-61.

Semifinals - Duke d. Maryland 81-69; Wake Forest d. North Carolina 82-77.

Finals - Duke d. Wake Forest 85-77.

All-Tournament - First Team - Mike Gminski, Duke; Leroy McDonald, WF; Rod Griffin, WF; Jim Spanarkel, Duke; Gene Banks, Duke.

Second Team - Phil Ford, UNC; Frank Johnson, WF; Kenny Dennard, Duke; Lawrence Boston, Md.; Larry Gibson, Md.

Everett Case Award - Jim Spanarkel, Duke (17.7 points, 4.3 rebounds)

All-Atlantic Coast Conference

First Team • unanimous

Phil Ford, Sr., UNC.....	• 258
Rod Griffin, Sr., WF.....	• 258
Mike Gminski, So., Duke.....	256
Jim Spanarkel, Jr., Duke.....	253
Mike O'Koren, So., UNC.....	246

Second Team

Gene Banks, Fr., Duke.....	120
Jeff Lamp, Fr., UVa.....	99
Frank Johnson, So., WF.....	97
Hawkeye Whitney, So., NCS.....	91
Clyde Austin, So., NCS.....	60

Player of the Year: Phil Ford, Sr., UNC (86); Rod Griffin, Sr., WF (33).

Coach of the Year: Bill Foster, Duke (82); Dean Smith, UNC (20); Norm Sloan, NC State (18).

Rookie of the Year: Gene Banks, Duke (115); Jeff Lamp, UVa (10).

Statistical Leaders

Scoring (NCAA rank)

Rod Griffin, Sr., WF.....	(42) 21.5
Phil Ford, Sr., UNC.....	20.8
Jim Spanarkel, Jr., Duke.....	20.8
Mike Gminski, So., Duke.....	20.0
Mike O'Koren, So., UNC.....	17.3

Rebounding

Rod Griffin, Sr., WF.....	10.0
Mike Gminski, So., Duke.....	10.0
Larry Gibson, Jr., Md.....	9.0
Gene Banks, Fr., Duke.....	8.6
Steve Castellan, Jr., UVa.....	7.9

NCAA STATS: In 1977-78, 53 of 106 teams (50%) in Division I shot 50 percent or better from the field ... from the first season of major college statistics (1948) to 1960, only one team - George Washington in 1956 - was able to shoot 50 percent from the floor for an entire season ... in 1948 the overall field goal percentage of major college basketball teams was only .293.

1979

North Carolina - ACC Champion
Mike Gminski, Duke - ACC Player of the Year
Buck Williams, Md. - ACC Rookie of the Year
Dean Smith, UNC - ACC Coach of the Year

Dudley Bradley led top-seeded **North Carolina** to its record-tying eighth ACC title, scoring 16 points and coming up with seven steals in a 71-63 win over second-seeded Duke ... the win over Duke avenged a 47-40 loss to the Blue Devils one week earlier, a game which saw the Tar Heels hold the ball throughout the first half and trail 7-0 at the break ... UNC and Duke both received NCAA Tournament bids and received byes in the opening round of the East Regional, but the Tar Heels fell to Penn 72-71 and Duke lost to St. John's 80-78 on the same afternoon at Reynolds Coliseum ... ACC fans dubbed the day "Black Sunday" ... Duke and UNC finished tied atop the ACC regular-season standings with 9-3 ACC marks, and Duke junior center Mike Gminski was voted ACC Player of the Year ... Gminski and teammate Jim Spanarkel were Academic All-Americans ... UNC's Mike O'Koren became the first ACC player to lead his team in rebounds (7.2) and assists (3.5) ... the highest scoring league game in ACC history took place in mid-December, when Ernest Graham's school-record 44 points led Maryland to a 124-110 win over NC State ... Maryland's Buck Williams was ACC Rookie of the Year and the first freshman to lead the ACC in rebounding (10.8) ... the jump ball was eliminated in conference games; the visiting team got the ball to start the game and such calls were alternated for the remainder of the game ... Virginia out-scored William & Mary 28-to-1 over a two-and-a-half minute stretch in the second half en route to a 95-56 win ... Duke's Kenny Dennard had an ACC-record 11 steals in a 87-78 win over Maryland (F3).

1978-79 Final Standings

Team	AP	UPI	W	ACC			W	Overall		
				L	For	Opp		L	For	Opp
Duke	10	7	9	3	69.8	63.4	22	8	71.9	65.5
North Carolina.....	9	3	9	3	68.3	62.8	23	6	76.5	65.4
Virginia	7		5	5	70.2	71.4	19	10	76.3	69.7
Maryland.....	6		6	6	73.1	72.6	19	11	77.9	74.7
Clemson.....	5		7	7	67.6	71.3	19	10	72.0	65.6
NC State.....	3		9	9	73.6	74.3	18	12	78.5	70.0
Wake Forest.....	3		9	9	66.1	72.9	12	15	72.4	73.4

vs. Non-Conference: 80-20 (.800)

vs. Non-ACC Ranked Teams: 6-5

NCAA: (2 teams: 0-2)

NIT: (3 teams: 3-3)

Teams Ranked During Season: Duke, Maryland, North Carolina, NC State

1979 ACC Tournament, Greensboro, N.C. (March 1-2-3)

Quarterfinals - #1 North Carolina, bye; #2 Duke d. #7 Wake Forest 58-56; #6 NC State d. #3 Virginia 82-78; #4 Maryland d. #5 Clemson 75-67.

Semifinals - North Carolina d. Maryland 102-79; Duke d. NC State 62-59.

Finals - North Carolina d. Duke 71-63.

All-Tournament - First Team - Jim Spanarkel, Duke; Mike O'Koren, UNC; Dudley Bradley, UNC; Mike Gminski, Duke; Dave Colescott, UNC.

Second Team - Charles Whitney, NCS; Al Wood, UNC; Larry Gibson, Md.; Jeff Lamp, UVa; Clyde Austin, NCS.

Everett Case Award - Dudley Bradley, North Carolina (12.5 points, 4.0 rebounds)

All-Atlantic Coast Conference

First Team • unanimous

Mike Gminski, Jr., Duke.....	• 222
Jeff Lamp, So., UVa.....	214
Jim Spanarkel, Sr., Duke.....	194
Hawkeye Whitney, Jr., NCS.....	177
Al Wood, So., UNC.....	170

Second Team

Mike O'Koren, Jr., UNC.....	168
Gene Banks, So., Duke.....	110
Lee Raker, So., UVa.....	83
Frank Johnson, Jr., WF.....	76
Larry Gibson, Sr., Md.....	44

Player of the Year: Mike Gminski, Jr., Duke (70); Jeff Lamp, So., UVa (16); Jim Spanarkel, Sr., Duke, Dudley Bradley, Sr., UNC, Mike O'Koren, Jr., UNC, Al Wood, So., UNC, Hawkeye Whitney, Jr., NCS and Bobby Conrad, Jr. Clem also received votes.

Coach of the Year: *Dean Smith, UNC (85) - unanimous

Rookie of the Year: Buck Williams, Md. (81); Alvis Rogers, WF (12); Jeff Jones, UVa (6); Guy Morgan, WF (6).

Statistical Leaders

Scoring (NCAA rank)

Jeff Lamp, So., UVa.....	(30) 22.9
Mike Gminski, Jr., Duke.....	18.8
Hawkeye Whitney, Jr., NCS.....	18.7
Al Wood, So., UNC.....	17.8
Ernest Graham, So., Md.....	16.6

Rebounding

Buck Williams, Fr., Md.....	(29) 10.8
Mike Gminski, Jr., Duke.....	9.2
Larry Gibson, Sr., Md.....	8.6
Gene Banks, So., Duke.....	8.5
Larry Nance, So., Clem.....	7.2

NCAA STATS: Virginia finishes seventh in free throw percentage (.762) ... North Carolina is sixth in field goal percentage (.533)

1980

Duke - ACC Champion
Albert King, Maryland - ACC Player of the Year
Ralph Sampson, UVa - ACC Rookie of the Year
Lefty Driesell, Maryland - ACC Coach of the Year

Duke captured its second ACC title in three years, and sixth overall, defeating top-seeded Maryland 73-72 in the championship game on a snowy Saturday night in Greensboro ... Duke missed just four shots in the second half, and three of those were tipped back in - including a tip-in by Mike Gminski that provided the winning points with eight seconds to go ... Duke, Maryland, North Carolina, Clemson and NC State represented the ACC in the NCAA Tournament ... Virginia, led by highly-touted freshman center Ralph Sampson, won the NIT ... Sampson became the first player in ACC history to have two "triple-doubles" in the same season and set an ACC single-season record with 157 blocked shots ... Sampson led the ACC with 21 "double-doubles" and Duke's Mike Gminski was second with 20 ... UNC played from late January on without freshman star James Worthy, who was lost for the season with a broken leg ... 1980 marked the final ACC seasons for NC State coach Norm Sloan, who accepted the head coaching job at Florida, and Duke coach Bill Foster, who left for South Carolina ... North Carolina's Mike O'Koren, Duke's Gminski and NC State's Hawkeye Whitney were selected in the first round of the NBA Draft ... Georgia Tech, in its first year as an ACC member, finished 8-18 overall and 1-13 in conference play; Tech's first conference win was a 62-61 win over Virginia (F9) ... the NCAA Tournament field was expanded to 48 teams ... Maryland's Albert King became the first Terrapin to lead the ACC in scoring (21.7).

1979-80 Final Standings

Team	ACC			Overall		
	AP	UPI	W	L	For	Opp
Maryland.....	8	8	11	3	77.3	73.1
North Carolina.....	15	15	9	5	72.0	68.6
NC State.....			9	5	62.7	58.1
Clemson.....			8	6	80.4	74.6
Duke.....			14	7	71.0	73.0
Virginia.....			7	7	68.1	69.4
Wake Forest.....			4	10	64.1	69.6
Georgia Tech.....			1	13	53.2	62.5

vs. Non-Conference: 90-17 (.841)

NCAA: (5 teams: 6-5)

Teams Ranked During Season: Clemson, Duke, Maryland, N. Carolina, NC State, Virginia

vs. Non-ACC Ranked Teams: 4-5

NIT: (1 team: 5-0 - Virginia Champion)

1980 ACC Tournament, Greensboro, N.C. (Feb 28-29, March 1)

Quarterfinals - #2 North Carolina d. #7 Wake Forest 75-62; #1 Maryland d. #8 Georgia Tech 51-49 (ot); #6 Duke d. #3 NC State 68-62; #4 Clemson d. #5 Virginia 57-49.
Semifinals - Maryland d. Clemson 91-85; Duke d. North Carolina 75-61.
Finals - Duke d. Maryland 73-72.

All-Tournament - First Team - Albert King, Md.; Gene Banks, Duke; Mike Gminski, Duke; Al Wood, UNC; Greg Manning, Md.

Second Team - Vince Taylor, Duke; Billy Williams, Clem.; Brook Steppe, GT; Buck Williams, Md.; Ernest Graham, Md.

Everett Case Award - Albert King, Maryland (27.0 points; 6.3 rebounds)

All-Atlantic Coast Conference

First Team • unanimous

Charles Whitney, Sr., NCS.....	270
Albert King, Jr., Md.....	265
Mike Gminski, Sr., Duke.....	253
Mike O'Koren, Sr., UNC.....	186
Billy Williams, Sr., Clem.....	186

Second Team

Jeff Lamp, Jr., UVa.....	167
Gene Banks, Jr., Duke.....	142
Buck Williams, So., Md.....	130
Greg Manning, Jr., Md.....	127
Al Wood, Jr., UNC.....	121

Player of the Year: Albert King, Jr., Md. (71); Hawkeye Whitney, Sr., NCS (26); Mike Gminski, Sr., Duke, Greg Manning, Jr., Md., Mike O'Koren, Sr., UNC, Jeff Lamp, Jr., UVa, and Buck Williams, So., Md. also received votes.

Coach of the Year: Lefty Driesell, Md. (89); Norm Sloan, NCS (9).

Rookie of the Year: Ralph Sampson, UVa (88); Sydney Lowe, NCS (16).

Statistical Leaders

Scoring (NCAA rank)

Albert King, Jr., Md.....	(29) 21.7
Mike Gminski, Sr., Duke.....	(33) 21.3
Al Wood, Jr., UNC.....	19.0
Brook Steppe, Jr., GT.....	18.9
Hawkeye Whitney, Sr., NCS.....	18.6

Rebounding

Ralph Sampson, Fr., UVa.....	(15) 11.2
Mike Gminski, Sr., Duke.....	(20) 10.9
Buck Williams, So., Md.....	10.1
Larry Nance, Jr., Clem.....	8.1
Gene Banks, Jr., Duke.....	8.5

NCAA STATS: Maryland's Greg Manning (.643) was sixth in field goal percentage and fourth in free throw accuracy (.908) ... teammate Buck Williams (.606) was 22nd in field goal percentage.

1981

North Carolina - ACC Champion
Ralph Sampson, UVa - ACC Player of the Year
Sam Perkins, UNC - ACC Rookie of the Year
Terry Holland, UVa - ACC Coach of the Year

North Carolina claimed its ninth ACC Tournament championship and rode the momentum all the way to the national title game ... the Tar Heels edged Maryland 61-60 in the ACC tourney final at Landover, Md., as freshman Sam Perkins earned MVP honors ... the win came one night after UNC edged Wake Forest 58-57 in the semifinals ... the NCAA Tournament saw the Tar Heels advance to the national semifinals, where they faced fellow ACC team Virginia, marking the first time the Final Four had included two ACC teams ... Virginia had swept UNC in both regular-season meetings for the first time ever, but the third meeting saw Al Wood pour in a career-high 39 points to lead the Tar Heels to a 78-65 win ... UNC fell to Indiana in the national title game two nights later ... that contest was played a few hours after President Reagan had been wounded in an assassination attempt and there had been talk of postponement ... Wake Forest and Maryland also made the NCAA field ... the season marked the arrival of two first-year coaches - 33-year-old Mike Krzyzewski at Duke and 34-year-old Jim Valvano at NC State ... three officials were used in all league games for the first time ... Wake Forest started the season 14-0, its best start since a 15-0 mark to start 1926-27 ... Clemson defeated West Virginia Tech 124-70 (D16); the Tigers opened the game with a 35-4 run ... Brook Steppe, Georgia Tech's leading scorer (18.9) the year before, missed the entire season ... Max Perry handed out 15 of his 77 career assists in NC State's 77-52 win over East Carolina (J24).

1980-81 Final Standings

Team	ACC			Overall		
	AP	UPI	W	L	For	Opp
Virginia.....	5	3	13	1	72.9	60.2
North Carolina.....	6	6	10	4	72.6	63.6
Wake Forest.....	11	14	9	5	72.4	68.4
Maryland.....	18	20	8	6	71.0	69.3
Clemson.....			6	8	65.4	67.1
Duke.....			6	8	65.4	65.7
NC State.....			4	10	64.0	65.4
Georgia Tech.....			0	14	56.1	80.0

vs. Non-Conference: 90-21 (.811)

NCAA: (4 teams: 9-4)

Teams Ranked During Season: Clemson, Maryland, N. Carolina, Virginia, W. Forest

vs. Non-ACC Ranked Teams: 8-7

NIT: (2 teams: 3-2)

1981 ACC Tournament, Landover, Md. (March 5-6-7)

Quarterfinals - #3 Wake Forest d. #6 Clemson 80-71; #1 Virginia d. #8 Georgia Tech 76-47; #2 North Carolina d. #7 NC State 69-54; #4 Maryland d. #5 Duke 56-53.
Semifinals - Maryland d. Virginia 85-62; North Carolina d. Wake Forest 58-57.
Finals - North Carolina d. Maryland 61-60.

All-Tournament - First Team - Sam Perkins, UNC; Frank Johnson, WF; Albert King, Md.; James Worthy, UNC; Buck Williams, Md.

Second Team - Ernest Graham, Md.; Jeff Lamp, UVa; Al Wood, UNC; Larry Nance, Clem.; Jimmy Black, UNC.

Everett Case Award - Sam Perkins, North Carolina (17.7 points; 8.3 rebounds)

All-Atlantic Coast Conference

First Team • unanimous

Ralph Sampson, So., UVa.....	239
Al Wood, Sr., UNC.....	236
Jeff Lamp, Sr., UVa.....	223
Frank Johnson, Sr., WF.....	218
Gene Banks, Sr., Duke.....	184

Second Team

Buck Williams, Jr., Md.....	161
Albert King, Sr., Md.....	147
James Worthy, So., UNC.....	105
Larry Nance, Sr., Clem.....	56
Sidney Lowe, So., NCS.....	53

Player of the Year: Ralph Sampson, So., UVa (79); Jeff Lamp, Sr., UVa, Gene Banks, Sr., Duke, Al Wood, Sr., UNC, Frank Johnson, Sr., WF and Buck Williams, Jr., Md. also received votes.

Coach of the Year: Terry Holland, UVa (32); Carl Tacy, WF (28); Dean Smith, UNC (26).

Rookie of the Year: Sam Perkins, UNC (85); Othell Wilson, UVa, Vincent Hamilton, Clem and Clark Bynum, Clem also received votes.

Statistical Leaders

Scoring (NCAA rank)

Gene Banks, Sr., Duke.....	18.5
Jeff Lamp, Sr., UVa.....	18.2
Al Wood, Sr., UNC.....	18.1
Albert King, Sr., Md.....	17.7
Ralph Sampson, So., Va.....	17.7

Rebounding

Buck Williams, Jr., Md.....	(8) 11.7
Ralph Sampson So. UVa.....	(10) 11.5
James Worthy, So., UNC.....	8.4
Sam Perkins, Fr., UNC.....	7.8
Larry Nance, Sr., Clem.....	7.6

NCAA STATS: Maryland's Buck Williams finishes fourth in field goal percentage (.647) ... Virginia's Jeff Lamp (.865) is 16th in free throw percentage.



1982 North Carolina - ACC Champion & National Champion

Ralph Sampson, UVA - ACC Player of the Year
Michael Jordan, UNC - ACC Rookie of the Year
Terry Holland, UVA - ACC Coach of the Year

On the 25th anniversary of its first NCAA title, **North Carolina** came away with the big prize again ... freshman Michael Jordan's 16-foot jump shot with 17 seconds remaining and junior James Worthy's steal with six seconds to play proved the difference as the Tar Heels edged Georgetown 63-62 in the NCAA title game at the Superdome in New Orleans ... the heroics delivered the first NCAA championship to head coach Dean Smith ... with 28 points in the title game, Worthy was named the MVP ... Worthy later decided to enter the 1982 NBA Draft and was the No. 1 pick of the Los Angeles Lakers ... UNC also captured the ACC Tournament championship with a 47-45 win over Virginia in the title game ... the season marked the coaching debut of Bobby Cremins at Georgia Tech ... in Cremins' first game, the Jackets shot a school-record .729 from the floor en route to beating Presbyterian 82-66 ... Tech later snapped a 16-game ACC losing streak by beating Maryland 45-43 at Cole Field House (D23) ... Virginia junior Ralph Sampson led the ACC with 18 double-doubles and was the consensus National Player of the Year for the second year in a row ... the NCAA Tournament field included UNC, Virginia, Wake Forest and NC State ... Virginia's Terry Holland was named ACC Coach of the Year for the second year in a row ... the Cavaliers led the ACC in scoring (70.7) for the first time in 27 years ... North Carolina's Michael Jordan averaged 13.5 points per game and was named ACC Rookie of the Year ... Maryland's Adrian Branch became the first freshman to lead the team in scoring (15.2).

1981-82 Final Standings

Team	ACC					Overall				
	AP	UPI	W	L	For	Opp	W	L	For	Opp
North Carolina.....	1	1	12	2	65.4	56.4	32	2	66.7	55.4
Virginia.....	3	3	12	2	65.1	57.1	30	4	70.7	57.2
Wake Forest.....	18	19	9	5	62.5	58.1	21	9	67.8	58.2
NC State.....	7	7	12	7	52.7	50.9	22	10	57.5	49.1
Maryland.....	5	9	5	9	52.7	55.9	16	13	61.3	58.8
Clemson.....	4	10	6	10	61.6	66.1	14	14	69.6	65.2
Duke.....	4	10	6	10	60.4	68.3	10	17	64.0	70.0
Georgia Tech.....	3	11	5	11	53.6	61.2	10	16	59.4	60.7

vs. Non-Conference: 92-22 (.807) **vs. Non-ACC Ranked Teams:** 5-4
NCAA: (4 teams: 7-3 - North Carolina Champion) **NIT:** (2 teams: 1-2)
Teams Ranked During Season: North Carolina, NC State, Virginia, Wake Forest

1982 ACC Tournament, Greensboro, N.C. (March 5-6-7)

Quarterfinals - #1 North Carolina d. #8 Georgia Tech 55-39; #4 NC State d. #5 Maryland 40-28; #2 Virginia d. #7 Clemson 56-54; #3 Wake Forest d. #6 Duke 88-53.
Semifinals - North Carolina d. NC State 58-46; Virginia d. Wake Forest 51-49 (ot).
Finals - North Carolina d. Virginia 47-45.

All-Tournament - First Team - James Worthy, UNC; Ralph Sampson, UVA; Michael Jordan, UNC; Sam Perkins, UNC; Mike Helms, WF.
Second Team - Vince Hamilton, Clem.; Ricky Stokes, UVA; Jim Johnstone, WF; Dereck Whittenburg, NCS; Matt Doherty, UNC.
Everett Case Award - James Worthy, North Carolina (13.3 points; 8.7 rebounds)

All-Atlantic Coast Conference

First Team • unanimous		Second Team	
Ralph Sampson, Jr., UVA.....	232	Brook Steppe, Sr., GT.....	142
James Worthy, Jr., UNC.....	231	Thurl Bailey, Jr., NCS.....	91
Sam Perkins, So., UNC.....	216	Vince Hamilton, So., Clem.....	80
Vince Taylor, Sr., Duke.....	207	Dereck Whittenburg, Jr., NCS.....	78
Othell Wilson, So., UVA.....	169	Jim Johnstone, Sr., WF.....	62

Player of the Year: Ralph Sampson, Jr., UVA (69); James Worthy, Jr. UNC (33).
Coach of the Year: Terry Holland, UVA (49); Dean Smith, UNC (24); Jim Valvano, NCS (14); Lefty Driesell, Md. (11).
Rookie of the Year: Michael Jordan, UNC (78); Adrian Branch, Md. (24)

Statistical Leaders

Scoring (NCAA rank)		Rebounding	
Vince Taylor, Sr., Duke.....	(33) 20.3	Ralph Sampson, Jr., UVA.....	(15) 11.4
Brook Steppe, Sr., GT.....	17.8	Sam Perkins, So., UNC.....	7.8
Ralph Sampson, Jr., UVA.....	15.8	Herman Veal, So., Md.....	7.3
James Worthy, Jr., UNC.....	15.6	Charles Pittman, Sr., Md.....	7.3
Adrian Branch, Fr, Md.....	15.2	Thurl Bailey, Jr., NCS.....	6.7

NCAA STATS: Duke's Chip Engelland is 10th in free throw percentage (.875) ... NC State finishes second in scoring defense (49.1); North Carolina (55.4) is 11th ... Virginia is ranked fourth in scoring margin (13.5) and North Carolina (11.3) is 13th ... Maryland is sixth in free throw percentage (.751).

1983 NC State - ACC Champion & National Champion

Ralph Sampson, UVA - ACC Player of the Year
Mark Price, GT - ACC Rookie of the Year
Bobby Cremins, GT - ACC Coach of the Year

The "Cardiac Pack" of **NC State** earned its place among sports' greatest stories with its near-miracle run to the NCAA championship ... after winning an ACC Tournament that included upsets of top-five opponents North Carolina and Virginia, State embarked on a run through the West Regional that included comeback wins over Pepperdine, UNLV and Virginia again (in the regional final) ... following a win over Georgia in the NCAA semifinals at Albuquerque, N.M., State upset a heavily favored Houston team that featured Akeem Olajuwon and Clyde Drexler ... the winning points came in unlikely fashion, as forward Lorenzo Charles grabbed a desperation 30-foot air ball by Dereck Whittenburg and slammed it home to produce a 54-52 win ... Virginia's senior All-America center Ralph Sampson was named consensus National Player of the Year for a third straight time ... North Carolina finished atop the ACC regular-season standings and won 28 games after starting out 0-2 for the first time since 1928-29 ... the ACC adopted two experimental rules for the 1982-83 season: a 3-point basket from a 19-foot distance and a 30-second shot clock ... the average number of points scored in ACC games improved from 59.3 per team in 1982 to 78.2 per team in 1983 ... NC State's Sidney Lowe became the ACC's all-time leader in assists with 762 ... for the first time, Virginia led the ACC in field goal percentage (.523) ... eight of Clemson's 12 ACC losses were by six points or less ... North Carolina snapped Virginia's 34-game home winning streak with a 101-95 victory (J15).

1982-83 Final Standings

Team	ACC					Overall				
	AP	UPI	W	L	For	Opp	W	L	For	Opp
North Carolina.....	8	8	12	2	86.8	79.4	28	8	80.7	68.6
Virginia.....	4	4	12	2	89.4	77.1	29	5	83.6	68.9
Maryland.....	8	8	8	6	78.6	77.7	20	10	74.1	71.4
NC State.....	16	14	8	6	82.8	78.9	26	10	74.2	67.6
Wake Forest.....	7	7	8	7	82.0	85.5	20	12	79.3	74.0
Georgia Tech.....	4	10	6	10	65.7	73.7	13	15	71.8	73.2
Duke.....	3	11	6	11	86.9	94.3	11	17	80.2	83.7
Clemson.....	2	12	7	12	78.9	85.1	11	20	75.6	78.0

vs. Non-Conference: 94-32 (.746) **vs. Non-ACC Ranked Teams:** 12-11
NCAA: (4 teams: 11-3 - NC State Champion) **NIT:** (3 teams: 3-3)
Teams Ranked During Season: North Carolina, NC State, Virginia, Wake Forest

1983 ACC Tournament, Atlanta, Ga. (March 11-12-13)

Quarterfinals - #1 North Carolina d. #8 Clemson 105-79; #4 NC State d. #5 Wake Forest 71-70; #2 Virginia d. #7 Duke 109-66; #6 Georgia Tech d. #3 Maryland 64-58 (ot).
Semifinals - NC State d. North Carolina 91-84 (ot); Virginia d. Georgia Tech 96-67.
Finals - NC State d. Virginia 81-78.

All-Tournament - First Team - Thurl Bailey, NCS; Ralph Sampson, UVA; Sidney Lowe, NCS; Othell Wilson, UVA; Dereck Whittenburg, NCS.
Second Team - Mark Price, GT; Michael Jordan, UNC; Matt Doherty, UNC; Lorenzo Charles, NCS; Sam Perkins, UNC.
Everett Case Award - Sidney Lowe, NC State (18.3 points; 4.3 assists)

All-Atlantic Coast Conference

First Team • unanimous		Second Team	
Ralph Sampson, Sr., UVA.....	284	Othell Wilson, Jr., UVA.....	162
Michael Jordan, So., UNC.....	284	Ben Coleman, Jr., Md.....	158
Sam Perkins, Jr., UNC.....	282	Adrian Branch, So., Md.....	157
Thurl Bailey, Sr., NCS.....	191	Mark Price, Fr., GT.....	149
Sidney Lowe, Sr., NCS.....	166	Johnny Dawkins, Fr., Duke.....	117

Player of the Year: Ralph Sampson, Sr., UVA (75); Michael Jordan, So., UNC (61); Sam Perkins, Jr., UNC (2).
Coach of the Year: Bobby Cremins, GT (61); Dean Smith, UNC (25); Lefty Driesell, Md. (24); Jim Valvano, NCS (21); Terry Holland, UVA (6); Bill Foster, Clem (1).
Rookie of the Year: Mark Price, GT (83); Johnny Dawkins, Duke (53); Ernie Myers, NCS (1).

Statistical Leaders

Scoring (NCAA rank)		Rebounding	
Mark Price, Fr., GT.....	(40) 20.3	Ralph Sampson, Sr., UVA.....	11.7
Michael Jordan, So., UNC.....	(62) 20.0	Sam Perkins, Jr., UNC.....	9.4
Ralph Sampson, Sr.,.....	(64) 19.1	Anthony Teachey, Jr., WF.....	8.5
Adrian Branch, So., Md.....	18.7	Ben Coleman, Jr., Md.....	8.1
Johnny Dawkins, Fr., Duke.....	18.1	Thurl Bailey, Sr., NCS.....	7.7

NCAA STATS: Georgia Tech's Mark Price is the first freshman to lead the ACC in scoring but is omitted from the final NCAA statistical release ... Price's 20.3 per game average ranks him third among freshmen and 40th overall nationally.

1984

Maryland - ACC Champion
Michael Jordan, UNC - ACC Player of the Year
Bruce Dalrymple, GT - ACC Rookie of the Year
Mike Krzyzewski, Duke - ACC Coach of the Year

Led by tournament MVP Len Bias' 26-point explosion, **Maryland** raced by Duke 74-62 to capture its first ACC title in 26 years and second overall ... Duke reached the finals with a 77-75 upset of top-ranked North Carolina, which had posted a 14-0 ACC mark during the regular season behind National Player of the Year Michael Jordan and fellow All-American Sam Perkins ... the NCAA field was expanded from 53 teams to 64 ... Maryland, Duke, North Carolina, Virginia and Wake Forest earned NCAA Tournament bids ... Virginia, which posted a 17-11 regular-season record a year following All-America center Ralph Sampson's graduation, was seeded seventh in the East Regional ... the Cavaliers responded by reaching their second Final Four in four seasons before losing to Houston 49-47 in overtime in the national semifinal at Seattle ... Wake Forest's Anthony Teachey and North Carolina's Sam Perkins led the ACC with 17 double-doubles each ... UNC's Dean Smith picked up his 500th career victory with an 88-75 win over Stanford (D3) while Charles "Lefty" Driesell won his 100th game at Maryland with a 108-65 win against Johns Hopkins (N26) ... Georgia Tech's Mark Price had a 24-game streak of scoring 10 or more points ended in a 67-56 win over Pepperdine (D16) ... NC State's Spud Webb had seven games with 10 or more assists ... Wake Forest played an ACC record seven overtime games, including three in a row (F2-F8); the Deacons went 6-1 in the extra sessions games.

1983-84 Final Standings

Team	AP			ACC			Overall		
	L	W	T	L	W	T	L	W	T
North Carolina.....	1	14	0	0	81.9	67.0	28	3	80.1
Maryland.....	11	10	9	5	73.6	71.6	24	8	74.7
Duke.....	14	14	7	7	73.4	76.1	24	10	77.2
Wake Forest.....	19	x	7	7	75.3	75.6	23	9	74.6
Georgia Tech.....	6	8	65.1	69.1	18	11	69.8	64.5	
Virginia.....	6	8	70.7	69.7	21	12	66.6	61.5	
NC State.....	4	10	64.4	69.7	19	14	70.6	67.1	
Clemson.....	3	11	67.9	73.3	14	14	71.5	68.1	

vs. Non-Conference: 108-18 (.857)

vs. Non-ACC Ranked Teams: 6-5

NCAA: (5 teams: 8-5)

NIT: (2 teams: 0-2)

Teams Ranked During Season: Duke, Ga. Tech, Maryland, No. Carolina, NC State, Virginia, W. Forest

1984 ACC Tournament, Greensboro, N.C. (March 9-10-11)

Quarterfinals - #1 North Carolina d. #8 Clemson 78-66; #4 Duke d. #5 Georgia Tech 67-63 (ot); #2 Maryland d. #7 NC State 69-63; #3 Wake Forest d. #6 Virginia 63-51.
Semifinals - Duke d. North Carolina 77-75; Maryland d. Wake Forest 66-64.
Finals - Maryland d. Duke 74-62.

All-Tournament - First Team - Len Bias, Md.; Mark Alarie, Duke; Johnny Dawkins, Duke; Matt Doherty, UNC; Ben Coleman, Md.

Second Team - Adrian Branch, Md.; Michael Jordan, UNC; Murray Jarman, Clem.; Anthony Teachey, WF; Mark Price, GT.

Everett Case Award - Len Bias, Maryland (18.7 points, 6.0 rebounds)

All-Atlantic Coast Conference

First Team • unanimous

Michael Jordan, Jr., UNC • 256
 Sam Perkins, Sr., UNC • 256
 Lorenzo Charles, Jr., NCS 239
 Mark Alarie, So., Duke 185
 Mark Price, So., GT 177

Second Team

Ben Coleman, Sr., Md. 167
 Johnny Dawkins, So., Duke 157
 Anthony Teachey, Sr., WF 139
 Othell Wilson, Sr., UVa. 130
 Kenny Green, So., WF 85

Player of the Year: Michael Jordan, Jr., UNC (113); Sam Perkins, Sr., UNC (15); Lorenzo Charles, Jr., NCS (2).

Coach of the Year: Mike Krzyzewski, Duke (73); Dean Smith, UNC (34); Bobby Cremins, GT (17); Lefty Driesell, Md. (6).

Rookie of the Year: Bruce Dalrymple, GT (74); Kenny Smith, UNC (29); Tommy Amaker, Duke (20); Olden Polynice, UVa (5).

Statistical Leaders

Scoring (NCAA rank)

Michael Jordan, Jr., UNC (55) 19.6
 Johnny Dawkins, So., Duke ... (62) 19.4
 Lorenzo Charles, Jr., NCS 18.0
 Kenny Green, So., WF 17.8
 Sam Perkins, Sr., UNC 17.6

Rebounding

Anthony Teachey, Sr., WF (26) 10.0
 Sam Perkins, Sr., UNC 9.6
 Cozell McQueen, Jr., NCS 9.0
 Ben Coleman, Sr., Md. 8.4
 Lorenzo Charles, Jr., NCS 8.3

NCAA STATS: North Carolina is second in scoring margin (15.3), second in field goal percentage (.543) and second in free throw percentage (.783) ... Maryland's Ben Coleman is 20th in field goal accuracy (.608).

1985

Georgia Tech - ACC Champion
Len Bias, Maryland - ACC Player of the Year
Duane Ferrell, GT - ACC Rookie of the Year
Bobby Cremins GT - ACC Coach of the Year

The ACC Tournament returned to Atlanta for the second time in three seasons, and **Georgia Tech** didn't disappoint the home crowd ... led by tournament MVP Mark Price, the Yellow Jackets captured their first ACC championship, turning back North Carolina 57-54 in the title game ... the Tournament capped a highly competitive season that concluded with a three-way tie for first place among Georgia Tech, UNC and NC State with 9-5 ACC records, and Duke and Maryland just one game back at 8-6 ... each of those teams competed in the NCAA Tournament with Tech, UNC and NC State each reaching the finals of their respective regions ... Duke lost in the second round to future ACC member Boston College 74-73; the Eagles were coached by former Maryland guard and future Terrapin head coach Gary Williams ... the ACC's other three teams qualified for the NIT, as every team in the conference posted a winning record ... the season marked the Clemson debut of Cliff Ellis, who became the first Tiger head coach to win his ACC opener when his team beat Georgia Tech 90-81 (J8) ... Georgia Tech's Duane Ferrell became the third straight Yellow Jacket to be voted ACC Rookie of the Year ... Maryland's Len Bias won the first of two straight ACC Player of the Year awards after leading the league in scoring (18.9) ... UNC's Brad Daugherty recorded 17 "double doubles" ... Maryland's Keith Gatlin had eight games with 10 or more assists ... Gatlin went 14-of-15 from the floor en route to 28 points in a 71-64 loss to Clemson (F17).

1984-85 Final Standings

Team	AP			ACC			Overall		
	L	W	T	L	W	T	L	W	T
Georgia Tech.....	6	6	9	5	65.1	63.6	27	8	69.9
North Carolina.....	7	7	9	5	71.8	67.9	27	9	73.5
NC State.....	16	18	9	5	67.8	66.2	23	10	73.3
Duke.....	10	12	8	6	77.0	74.1	23	8	78.9
Maryland.....	8	6	65.9	65.9	25	12	70.3	65.0	
Clemson.....	5	9	69.7	74.7	16	13	75.0	71.0	
Wake Forest.....	5	9	70.8	70.6	15	14	73.1	68.7	
Virginia.....	3	11	59.4	64.5	17	16	61.2	59.6	

vs. Non-Conference: 109-26 (.807)

vs. Non-ACC Ranked Teams: 3-5

NCAA: (5 teams: 2-5)

NIT: (3 teams: 2-3)

Teams Ranked During Season: Duke, Georgia Tech, Maryland, North Carolina, NC State

1985 ACC Tournament, Atlanta, Ga. (March 8-9-10)

Quarterfinals - #1 Georgia Tech d. #8 Virginia 55-48; #4 Duke d. #5 Maryland 86-73; #2 North Carolina d. #7 Wake Forest 72-61 (ot); #3 NC State d. #6 Clemson 70-63.
Semifinals - Georgia Tech d. Duke 75-64; North Carolina d. NC State 57-51.
Finals - Georgia Tech d. North Carolina 57-54.

All-Tournament - First Team - Mark Price, GT; Brad Daugherty, UNC; Bruce Dalrymple, GT; Kenny Smith, UNC; Johnny Dawkins, Duke.

Second Team - John Salley, GT; Anthony "Spud" Webb, NCS; Jay Bilas, Duke; Delaney Rudd, WF; Yvon Joseph, GT.

Everett Case Award - Mark Price, Georgia Tech (16.7 points, 5.3 assists)

All-Atlantic Coast Conference

First Team • unanimous

Len Bias, Jr., Md. • 246
 Lorenzo Charles, Sr., NCS • 246
 Mark Price, Jr., GT 223
 Johnny Dawkins, Jr., Duke 199
 Brad Daugherty, Jr., UNC 194

Second Team

Kenny Green, Jr., WF 155
 Mark Alarie, Jr., Duke 138
 John Salley, Jr., GT 127
 Adrian Branch, Sr., Md. 85
 Kenny Smith, So., UNC 67

Player of the Year: Len Bias, Jr., Md. (54); Lorenzo Charles, Sr., NCS (28); Brad Daugherty, Jr., UNC (4); Johnny Dawkins, Jr., Duke (2); Kenny Green, Jr., WF (2); John Salley, Jr., GT (1); Adrian Branch, Sr., Md. (1).

Coach of the Year: Bobby Cremins, GT (43); Dean Smith, UNC (35); Jim Valvano, NCS (21); Mike Krzyzewski, Duke (20); Cliff Ellis, Clem (20); Carl Tacy, WF (3); Lefty Driesell, Md. (2).

Rookie of the Year: Duane Ferrell, GT (78); Mel Kennedy, UVa (20); Derrick Lewis, Md. (13); Charlie Thomas, WF (6); Grayson Marshall, Clem (4); Kevin Strickland, Duke (1).

Statistical Leaders

Scoring (NCAA rank)

Len Bias, Jr., Md. 18.9
 Johnny Dawkins, Jr., Duke 18.8
 Adrian Branch, Sr., Md. 18.1
 Lorenzo Charles, Sr., NCS 18.1
 Brad Daugherty, Jr., UNC 17.3

Rebounding

Brad Daugherty, Jr., UNC 9.7
 Kenny Green, Jr., WF 8.3
 Olden Polynice, So., Va. 7.6
 John Salley, Jr., GT 7.1
 Vincent Hamilton, Sr., Clem 6.9

NCAA STATS: Georgia Tech's John Salley is sixth in field goal percentage (.627) ... Wake Forest sophomore Tyrone (Muggsy) Bogues is 12th in assists (7.1).

1986

Duke - ACC Champion

Len Bias, Maryland - ACC Player of the Year
Tom Hammonds, GT - ACC Rookie of the Year
Mike Krzyzewski, Duke - ACC Coach of the Year

Duke captured the school's first ACC Tournament championship since 1980, edging Georgia Tech 68-67 in the title game ... the Blue Devils advanced to the NCAA title game, where a four-point loss to Louisville in Dallas ended a 37-3 season ... Duke finished atop a conference that included fellow top-10 teams Georgia Tech and North Carolina ... Duke started the season 17-0 before dropping a 95-92 decision at North Carolina in the first game played in the Student Activities Center (now the Dean E. Smith Center), a 21,000-plus facility that replaced Carmichael Auditorium ... UNC bid farewell to Carmichael with a 90-79 win over NC State (J4) ... NC State coach Jim Valvano called for the ball at the end of the game and jokingly tossed in a layup to represent the "last basket" scored in the arena (the Wolfpack's Nate McMillan scored the "real" last basket, and the final Tar Heel field goal was by Buzz Peterson) ... the NBA Draft saw ACC players go 1, 2 and 3 overall, with UNC's Brad Daugherty going first to Cleveland, Maryland's Len Bias second to Boston and NC State's Chris Washburn third to Golden State; Duke's Johnny Dawkins and Mark Alarie and Georgia Tech's John Salley were other first-round selections ... Clemson's Grayson Marshall set an ACC record with 20 assists in an 83-57 win over Maryland-Eastern Shore (N25) ... Tom Hammonds was selected as the ACC Rookie of the Year, marking the fourth-straight year a Yellow Jacket had won the award.

1985-86 Final Standings

Team	ACC						Overall			
	AP	UPI	W	L	For	Opp	W	L	For	Opp
Duke	1	1	12	2	79.4	70.6	37	3	79.9	67.2
Georgia Tech	6	6	11	3	71.1	65.9	27	7	75.1	63.6
North Carolina	8	8	10	4	80.9	75.0	28	6	86.6	69.0
NC State		7	7	7	64.5	65.4	21	13	70.6	63.2
Virginia		7	7	7	68.7	66.7	19	11	70.4	64.9
Maryland		6	8	8	68.3	69.0	19	14	70.4	65.6
Clemson		3	11	11	68.9	73.6	19	15	74.9	67.5
Wake Forest		0	14	14	55.2	70.6	8	21	59.8	67.3

vs. Non-Conference: 115-27 (.810)

vs. Non-ACC Ranked Teams: 13-9

NCAA: (6 teams: 13-6)

NIT: (1 team: 2-1)

Teams Ranked During Season: Duke, Georgia Tech, Maryland N. Carolina, NC State, Virginia

1986 ACC Tournament, Greensboro, N.C. (March 7-8-9)

Quarterfinals - #1 Duke d. #8 Wake Forest 68-60; #5 Virginia d. #4 NC State 64-62; #2 Georgia Tech d. #7 Clemson 79-61; #6 Maryland d. #3 North Carolina 85-75.

Semifinals - Duke d. Virginia 75-70; Georgia Tech d. Maryland 64-62.

Finals - Duke d. Georgia Tech 68-67.

All-Tournament - First Team - Johnny Dawkins, Duke; Duane Ferrell, GT; Len Bias, Md.; Mark Alarie, Duke; David Henderson, Duke.

Second Team - John Salley, GT; Mark Price, GT; Tom Hammonds, GT; Tom Sheehy, UVA; Olden Polynice, UVA.

Everett Case Award - Johnny Dawkins, Duke (20.0 points, 4.7 rebounds, 4.3 assists)

All-Atlantic Coast Conference

First Team • unanimous

Len Bias, Sr., Md.	• 250	Olden Polynice, Jr., UVA	134
Brad Daugherty, Sr., UNC	249	Chris Washburn, So., NCS	111
Johnny Dawkins, Sr., Duke	243	Kenny Smith, Jr., UNC	82
Mark Price, Sr., GT	236	Steve Hale, Sr., UNC	75
Mark Alarie, Sr., Duke	201	John Salley, Sr., GT	64

Second Team

Player of the Year: Len Bias, Sr., Md. (81); Johnny Dawkins, Sr., Duke (40); Brad Daugherty, Sr., UNC (5); Mark Price, Sr., GT (5); Mark Alarie, Sr., Duke (1); David Henderson, Sr., Duke (1).

Coach of the Year: Mike Krzyzewski, Duke (80); Terry Holland, UVA (31); Jim Valvano, NCS (11); Dean Smith, UNC (6); Bobby Cremins, GT (3); Lefty Driesell, Md. (1); Cliff Ellis, Clem (1).

Rookie of the Year (5+): Tom Hammonds, GT (120); Jeff Lebo, UNC (8)

Statistical Leaders

Scoring (NCAA rank)

Len Bias, Sr., Md.	(8) 23.2
Johnny Dawkins, Sr., Duke	(46) 20.2
Brad Daugherty, Sr., UNC	(47) 20.2
Chris Washburn, So., NCS	17.6
Mark Alarie, Sr., Duke	17.2

Rebounding

Horace Grant, Jr., Clem	(10) 10.5
Brad Daugherty, Sr., UNC	9.0
Olden Polynice, Jr., Va.	8.0
Len Bias, Sr., Md.	7.0
Chris Washburn, So., NCS	6.7

NCAA STATS: UNC's Brad Daugherty is the first ACC player to lead the nation in field goal percentage (.648) ... Wake's Tyrone (Muggsy) Bogues is third in assists (8.4).

1987

NC State - ACC Champion

Horace Grant, Clemson - ACC Player of the Year
J.R. Reid, UNC - ACC Rookie of the Year
Cliff Ellis, Clemson - ACC Coach of the Year

Four years after their improbable NCAA championship, coach Jim Valvano and the NC State Wolfpack rediscovered the magic ... after struggling to a sixth-place regular-season finish, the Wolfpack won the ACC Tournament with a 68-67 win over a top-ranked North Carolina team that had posted a 14-0 ACC record during the regular season ... tournament MVP Vinny Del Negro's free throws provided the Wolfpack with its winning margin ... the title was the Wolfpack's 10th, tying UNC for tops in the league ... Maryland's Bob Wade became the league's first African-American head coach ... Clemson stormed to a 17-0 overall and 4-0 ACC start for the first time in program history, and the Tigers' Cliff Ellis was voted coach of the year ... six ACC teams played in the NCAA Tournament but each fell short in its bid for the Final Four ... the Tar Heels tied the school record for wins (32) held by the 1957 and 1982 NCAA title teams ... for the first time as a member of the ACC, Virginia had five players average in double figures ... Wake Forest's 5'3" guard Tyrone "Muggsy" Bogues was a first-team All-ACC selection ... Maryland's Derrick Lewis turned in the league's eighth triple-double with 29 points, 23 rebounds and 12 blocked shots in a 90-76 win over James Madison (J28) ... Lewis became the only player in ACC history to be named first-team All-ACC while playing for a team that finished winless in league play ... Clemson posted a 73-point win, 112-39, over Armstrong State (D17) ... Wake Forest snapped a 22-game ACC losing streak with a 69-58 win over Maryland (F2).

1986-87 Final Standings

Team	ACC						Overall			
	AP	UPI	W	L	For	Opp	W	L	For	Opp
North Carolina	2	3	14	0	91.1	75.5	32	4	91.3	74.9
Clemson	13	15	10	4	82.9	81.1	25	6	86.1	71.5
Duke	17	x	9	5	73.8	69.7	24	9	77.2	67.3
Virginia		8	6	6	71.0	70.5	21	10	74.2	68.4
Georgia Tech		7	7	7	71.1	72.2	16	13	70.7	68.5
NC State		6	8	8	72.2	73.4	20	15	77.5	74.8
Wake Forest		2	12	12	66.4	74.9	14	15	68.9	68.1
Maryland		0	14	14	68.1	79.2	9	17	71.7	73.3

vs. Non-Conference: 98-26 (.790)

vs. Non-ACC Ranked Teams: 5-12

NCAA: (6 teams: 5-6)

NIT: (1 team: 2-1)

Teams Ranked During Season: Clemson, Duke, Ga. Tech, N. Carolina, NC State

1987 ACC Tournament, Landover, Md. (March 6-7-8)

Quarterfinals - #1 North Carolina d. #8 Maryland 82-63; #4 Virginia d. #5 Georgia Tech 55-54; #7 Wake Forest d. #2 Clemson 69-62; #6 NC State d. #3 Duke 71-64 (ot).

Semifinals - North Carolina d. Virginia 84-82 (2ot); NC State d. Wake Forest 77-73 (2ot)

Finals - NC State d. North Carolina 68-67.

All-Tournament - First Team - Tyrone Bogues, WF; Vinny Del Negro, NCS; Andrew Kennedy, UVA; Jeff Lebo, UNC; Joe Wolf, UNC.

Second Team - Bennie Bolton, NCS; Chuck Brown, NCS; J.R. Reid, UNC; Charles Shackelford, NCS; Kenny Smith, UNC.

Everett Case Award - Vinny Del Negro, NC State (14.0 points, 7.7 rebounds)

All-Atlantic Coast Conference

First Team • unanimous

Horace Grant, Sr., Clem	245	J.R. Reid, Fr., UNC	159
Kenny Smith, Sr., UNC	242	Danny Ferry, So., Duke	129
Joe Wolf, Sr., UNC	184	Andrew Kennedy, Sr., UVA	117
Derrick Lewis, Jr., Md.	182	Tommy Amaker, Sr., Duke	115
Tyrone Bogues, Jr., WF	160	Duane Ferrell, Jr., GT	89

Second Team

Player of the Year: Horace Grant, Sr., Clem (102); Kenny Smith, Sr., UNC (27); Derrick Lewis, Jr., Md. (7); Tyrone "Muggsy" Bogues, Sr., WF (2); Joe Wolf, Sr., UNC (2).

Coach of the Year: Cliff Ellis, Clem (64); Mike Krzyzewski, Duke (44); Dean Smith, UNC (27); Terry Holland, UVA (2); Bob Staak, WF (2); Bob Wade, Md. (1).

Rookie of the Year: J.R. Reid, UNC (135); Sam Ivy, WF (5).

Statistical Leaders

Scoring (NCAA rank)

Horace Grant, Sr., Clem	(53) 21.0
Derrick Lewis, Jr., Md.	19.6
Duane Ferrell, Jr., GT	17.9
Kenny Smith, Sr., UNC	16.9
Andrew Kennedy, Sr., UVA	16.5

Rebounding

Horace Grant, Sr., Clem	(28) 9.6
Derrick Lewis, Jr., Md.	9.5
Danny Ferry, So., Duke	7.8
Charles Shackelford, So., NCS	7.6
Andrew Kennedy, Sr., UVA	7.5

NCAA STATS: Wake's Tyrone (Muggsy) Bogues is fourth in assists (8.4) ... Clemson's Michael Tait finishes 10th in 3-point field goal percentage (.515) while teammate Horace Grant is third among field goal percentage leaders (.656).



1988

Duke - ACC Champion
Danny Ferry, Duke - ACC Player of the Year
Dennis Scott, GT - ACC Rookie of the Year
Dean Smith, UNC - ACC Coach of the Year

After a one-year absence, **Duke** returned to the top of the conference heap, defeating North Carolina in the ACC Tournament finals for coach Mike Krzyzewski's second title in three years ... the title-game win gave Duke three wins over the Tar Heels for the first time since 1966 and, ironically, a spot on the Tar Heels' homecourt in Chapel Hill as the East Regional's No. 2 seed ... Duke eventually reached the Final Four, where it lost to Kansas in the national semifinals ... North Carolina's NCAA run included a wild 123-97 win over Loyola Marymount before losing to Arizona in the West Regional final ... Georgia Tech, Maryland and NC State also made the NCAA tourney field ... North Carolina won its 20th regular-season title and Dean Smith was named ACC Coach of the Year for the seventh time ... Georgia Tech's Dennis Scott became the first ACC player to record a triple double in his first college game with 17 points, 10 rebounds and 10 assists in a Nov. 20 win over Alcorn State ... Clemson's Grayson Marshall finished his career as the ACC leader in assists with 857 ... Georgia Tech guard Craig Neal had 10 assists or more in 15 games, including a stretch of nine straight games with 10 or more ... NC State's Chris Corchiani had 10 games with 10 or more assists ... Duke went 10-of-11 from 3-point range in a 101-63 win at Clemson ... The Blue Devils' wins also included a 79-57 victory over a Northwestern team led by former Duke coach Bill Foster.

1987-88 Final Standings

Team				ACC			Overall		
	AP	UPI	W	L	For	Opp	W	L	For
North Carolina.....	7	7	11	3	78.9	70.1	27	7	82.1
NC State.....	14	13	10	4	77.1	73.1	24	8	83.0
Duke.....	5	5	9	5	83.6	72.8	28	7	83.8
Georgia Tech.....	8	8	6	6	81.0	78.8	22	10	81.7
Maryland.....	6	6	8	8	74.9	76.3	18	13	75.8
Virginia.....	5	5	9	5	65.4	70.2	13	18	66.8
Clemson.....	4	4	10	6	68.7	79.2	14	15	74.3
Wake Forest.....	3	3	11	7	70.6	79.9	10	18	72.4

vs. Non-Conference: 93-33 (.738)

Vs. Non-ACC Ranked Teams: 5-6

NCAA: (5 teams: 9-5)

NIT: (1 team: 0-1)

Teams Ranked During Season: Duke, Georgia Tech, North Carolina, NC State

1988 ACC Tournament, Greensboro, N.C. (March 11-12-13)

Quarterfinals - #1 North Carolina d. #8 Wake Forest 83-62; #5 Maryland d. #4 Georgia Tech 84-67; #2 NC State d. #7 Clemson 79-77; #3 Duke d. #6 Virginia 60-48.
Semifinals - North Carolina d. Maryland 74-64; Duke d. NC State 73-71.
Finals - Duke d. North Carolina 65-61.

All-Tournament - First Team - Danny Ferry, Duke; J.R. Reid, UNC; Robert Brickey, Duke; Scott Williams, UNC; Charles Shackleford, NCS.

Second Team - Jeff Lebo, UNC; Quinn Snyder, Duke; Keith Gatlin, Md.; Vinny Del Negro, NCS; Rodney Monroe, NCS.

Everett Case Award - Danny Ferry, Duke (18.0 points, 8.0 rebounds)

All-Atlantic Coast Conference

First Team • unanimous

Danny Ferry, Jr., Duke • 239
 J.R. Reid, So., UNC • 239
 Tom Hammonds, Jr., GT 221
 Vinny Del Negro, Sr., NCS 175
 Charles Shackleford, Jr., NCS 170

Second Team

Duane Ferrell, Sr., GT 162
 Jeff Lebo, Jr., UNC 123
 Sam Ivy, So., WF 102
 Mel Kennedy, Jr., UVA 82
 Derrick Lewis, Sr., Md. 69

Player of the Year: Danny Ferry, Jr., Duke (90); J.R. Reid, So., UNC (25); Tom Hammonds, Jr., GT (8); Duane Ferrell, Sr., GT (2).

Coach of the Year: Dean Smith, UNC (39); Jim Valvano, NCS (38); Bobby Cremins, GT (15); Bob Wade, Md. (14); Mike Krzyzewski, Duke (7); Bob Staak, WF (7).

Rookie of the Year: Dennis Scott, GT (103); Chris Corchiani, NCS (14); Brian Williams, Md. (8).

Statistical Leaders

Scoring (NCAA rank)

Danny Ferry, Jr., Duke 19.1
 Tom Hammonds, Jr., GT 18.9
 Elden Campbell, So., Clem. 18.8
 Sam Ivy, So., WF 18.6
 Duane Ferrell, Sr., GT 18.6

Rebounding

Charles Shackleford, Jr., NCS .. (30) 9.6
 J.R. Reid, So., UNC 8.9
 Dale Davis, Fr., Clem. 7.7
 Derrick Lewis, Sr., Md. 7.6
 Sam Ivy, So., WF 7.6

NCAA STATS: Georgia Tech's Craig Neal finishes third in assists per game (9.5) and NC State freshman Chris Corchiani (7.3) is 15th ... Clemson's Elden Campbell is 10th in field goal percentage (.629).

1989

North Carolina - ACC Champion
Danny Ferry, Duke - ACC Player of the Year
Bryant Stith, UVA - ACC Rookie of the Year
Jim Valvano, NCS - ACC Coach of the Year

North Carolina won its first ACC title since 1982 and 11th overall, wrapping up the title with a 77-74 win over Duke ... the title game was a physical, closely-played contest that wasn't settled until the Blue Devils' Danny Ferry saw a desperation 70-footer at the buzzer - a tying 3-point shot had it found its mark - glance off the rim ... the ACC Tournament, which was played at The Omni in Atlanta for the third time in seven seasons, also featured a major upset when eighth-seeded Maryland rolled to a 71-49 win over top-seeded NC State in the quarterfinals ... six of the ACC's eight teams qualified for the NCAAs, four reached the Sweet 16, and two - Duke and Virginia - reached regional finals ... the Blue Devils knocked off top-seeded Georgetown in the East Regional final to advance to their third Final Four in four years, but fell to Seton Hall in the national semifinals in Seattle ... Ferry, the ACC Player of the Year for the second straight year, set an ACC single-game scoring record with 58 points against Miami (D10); Ferry made 23-of-26 field goals and 10-of-12 from the foul line ... Clemson's Cliff Ellis suspended six key players for violating study hall rules prior to the Jan. 29 game at Duke ... the shorthanded Tigers were forced to suit up team manager Dennis Hopf, who played the final two minutes of the Blue Devils' 92-62 win and had his only field goal attempt blocked ... NC State's Chris Corchiani had 13 games with 10 or more assists.

1988-89 Final Standings

Team				ACC			Overall		
	AP	UPI	W	L	For	Opp	W	L	For
NC State.....	19	18	10	4	83.6	77.6	22	9	84.5
Duke.....	9	7	9	5	82.4	75.4	28	8	86.5
Virginia.....	9	9	5	5	78.5	75.4	22	11	81.9
North Carolina.....	5	5	9	5	87.6	81.4	29	8	90.0
Georgia Tech.....	8	8	6	6	75.4	76.4	20	12	80.2
Clemson.....	7	7	7	7	79.2	80.7	19	11	79.8
Wake Forest.....	3	3	11	7	76.1	83.0	13	15	76.1
Maryland.....	1	1	13	6	68.4	81.2	9	20	69.2

vs. Non-Conference: 99-31 (.762)

Vs. Non-ACC Ranked Teams: 8-15

NCAA: (6 teams: 12-6)

NIT: (1 team: 1-1)

Teams Ranked During Season: Duke, Georgia Tech, North Carolina, NC State

1989 ACC Tournament, Atlanta, Ga. (March 10-11-12)

Quarterfinals - #8 Maryland d. #1 NC State 71-49; #4 North Carolina d. #5 Georgia Tech 77-62; #2 Duke d. #7 Wake Forest 88-64; #3 Virginia d. #6 Clemson 90-73.
Semifinals - North Carolina d. Maryland 88-58; Duke d. Virginia 69-58.
Finals - North Carolina d. Duke 77-74.

All-Tournament - First Team - Danny Ferry, Duke; J.R. Reid, UNC; Jeff Lebo, UNC; Tony Massenburg, Md.; Phil Henderson, Duke.

Second Team - Rick Fox, UNC; Steve Bucknall, UNC; Christian Laettner, Duke; Chris King, WF; Bryant Stith, UVA.

Everett Case Award - J.R. Reid, North Carolina (16.0 points, 8.0 rebounds)

All-Atlantic Coast Conference

First Team • unanimous

Danny Ferry, Sr., Duke • 200
 Tom Hammonds, Sr., GT • 200
 Chucky Brown, Jr., NCS 148
 Rodney Monroe, So., NCS 145
 Richard Morgan, Jr., UVA 132

Second Team

Chris Corchiani, So., NCS 127
 Elden Campbell, Jr., Clm. 98
 Brian Oliver, Jr., GT 83
 Kevin Madden, So., UNC 74
 Steve Bucknall, Jr., UNC 60

Player of the Year: Danny Ferry, Sr., Duke (104); Tom Hammonds, Sr., GT

Coach of the Year: Jim Valvano, NCS (56); Terry Holland, UVA (38); Dean Smith, UNC (10); Mike Krzyzewski, Duke (4); Cliff Ellis, Clem. (1).

Rookie of the Year: Bryant Stith, UVA (83); Jerrod Mustaf, Md. (23); Chris King, WF (3).

Statistical Leaders

Scoring (NCAA rank)

Danny Ferry, Sr., Duke (31) 22.6
 Rodney Monroe, So. NCS (53) 21.4
 Tom Hammonds, Sr., GT (59) 20.9
 Richard Morgan, Sr., UVA (65) 20.4
 Dennis Scott, So., GT (70) 20.3

Rebounding

Dale Davis, So., Clem 8.9
 Chucky Brown, Sr., NCS 8.8
 Tom Hammonds, Sr., GT 8.1
 Tony Massenburg, Jr., Md. 7.8
 Jerrod Mustaf, Fr., Md. 7.8

NCAA STATS: NC State sophomore Chris Corchiani is second among assists leaders (8.6) ... Dale Davis of Clemson is third in field goal percentage (.670) while teammate Elden Campbell is ninth in blocked shots (3.0) ... Georgia Tech's Dennis Scott ranks ninth in three-point field goals per game (3.6).



1990

Georgia Tech - ACC Champion
Dennis Scott GT - ACC Player of the Year
Kenny Anderson, GT - ACC Rookie of the Year
Cliff Ellis, Clemson - ACC Coach of the Year

The ACC Tournament returned to Charlotte after a 20 year absence, and **Georgia Tech** found the Queen City's new Coliseum to its liking ... led by MVP Brian Oliver, Dennis Scott and Kenny Anderson, the Yellow Jackets won their second league crown with a 70-61 win over Virginia in the championship game ... it marked the first time the ACC Tournament title game did not feature at least one team from the state of North Carolina ... both Georgia Tech and Duke went on to play in the NCAA Final Four, and Clemson, North Carolina and Virginia also made the field ... high drama abounded in the NCAA Tournament, as North Carolina knocked off top-seeded Oklahoma in a second-round game on Rick Fox's buzzer shot, Clemson lost a heartbreaker to Connecticut on a long pass last-second shot in the East Regional semis, and Duke downed Connecticut in the East Regional final on Christian Laettner's short jumper at the buzzer ... Clemson finished first in the ACC regular-season standings for the first time in school history ... Gary Williams made his debut as Maryland coach ... Williams' first game saw the Terps fall behind Delaware State by 14 points in the first half before rallying for an 87-53 win ... Georgia Tech's Kenny Anderson was voted the ACC Rookie of the Year and was a member of Tech's "Lethal Weapon 3" trio (Anderson, Brian Oliver, Dennis Scott) that combined to average 69.0 points, 17.9 rebounds and 13.3 assists per game.

1989-90 Final Standings

Team	AP	UPI	W	ACC			W	Overall		
				L	For	Opp		L	For	Opp
Clemson.....	17	17	10	4	78.9	77.2	26	9	79.3	69.9
Duke	15	14	9	5	84.3	81.0	29	9	89.1	76.6
Georgia Tech.....	9	7	8	6	86.4	81.6	28	7	88.5	80.8
North Carolina.....	8	6	7	6	79.6	76.5	21	13	82.6	77.9
Virginia	6	8	7	8	70.0	75.4	20	12	72.5	69.9
NC State.....	6	8	8	8	81.9	79.9	18	12	82.3	75.1
Maryland.....	6	8	7	8	76.1	83.0	19	14	83.9	77.6
Wake Forest.....	3	11	6	11	69.4	77.4	12	16	68.8	69.4

vs. Non-Conference: 110-29 (.791)

vs. Non-ACC Ranked Teams: 13-11

NCAA: (5 teams: 14-5)

NIT: (1 team: 1-1)

Teams Ranked During Season: Clemson, Duke, Ga. Tech, N. Carolina, NC State

1990 ACC Tournament, Charlotte, N.C. (March 9-10-11)

Quarterfinals - #1 Clemson d. #8 Wake Forest 79-70; #5 Virginia d. #4 North Carolina 92-85 (OT); #2 Duke d. #7 Maryland 104-84; #3 Georgia Tech d. #6 NC State 76-67.

Semifinals - Virginia d. Clemson 69-66; Georgia Tech d. Duke 83-72.

Finals - Georgia Tech d. Virginia 70-61.

All-Tournament - First Team - Dennis Scott, GT; Bryant Stith, UVA; Brian Oliver, GT; Kenny Anderson, GT; Phil Henderson, Duke.

Second Team - Anthony Oliver, UVA; Christian Laettner, Duke; Kenny Turner, UVA; Dale Davis, Clem.; John Crotty, UVA.

Everett Case Award - Brian Oliver, Georgia Tech (23.3 points, 5.0 rebounds)

All-Atlantic Coast Conference

First Team • unanimous

Dennis Scott, Jr., GT.....	192
Bryant Stith, So., UVA.....	159
Kenny Anderson, Fr., GT.....	149
Dale Davis, Jr., Clm.....	146
Elden Campbell, Sr., Clm.....	138

Second Team

Rodney Monroe, Jr., NCS.....	123
Christian Laettner, So., Duke.....	117
Brian Oliver, Sr., GT.....	109
Phil Henderson, Sr., Duke.....	76
Tony Massenburg, Sr., Md.....	71

Third Team

Chris Corchiani, Jr., NCS.....	59
Rick Fox, Jr., UNC.....	31
John Crotty, Jr., UVA.....	21
Jerrold Mustaf, So., Md.....	18
Alaa Abdelnaby, Sr., Duke.....	14

Player of the Year: Dennis Scott, Jr., GT (77); Dale Davis, Jr., Clem., (4); Kenny Anderson, Fr., GT (2); Elden Campbell, Sr., Clem., (2); Bryant Stith, UVA, (2); Tony Massenburg, Sr., Md. (1).

Coach of the Year: Cliff Ellis, Clem (57); Gary Williams, Md., (15); Terry Holland, UVA (12); Mike Krzyzewski, Duke (3); Bobby Cremins, GT (1).

Rookie of the Year: Kenny Anderson, GT (89); Bobby Hurley, Duke (2).

Statistical Leaders

Scoring (NCAA rank)

Dennis Scott, Jr., GT.....	(9) 27.7
Rodney Monroe, Jr. NCS.....	(25) 23.2
Brian Oliver, GT.....	(43) 21.3
Bryant Stith, So., UVA.....	(50) 20.8
Kenny Anderson, Fr., GT.....	(60) 20.6

Rebounding

Dale Davis, Jr., Clem.....	(13) 11.3
Tony Massenburg, Sr., Md.....	10.1
Christian Laettner, So. Duke.....	9.6
Elden Campbell, Sr., Clem.....	8.0
Jerrold Mustaf, So., Md.....	7.7

NCAA STATS: Clemson's Dale Davis is 10th in field goal percentage and Duke's Alaa Abdelnaby is 14th (.620) ... NC State's Chris Corchiani finishes eighth in assists (7.9).

1991

Duke - National Champion
North Carolina - ACC Champion
Rodney Monroe, NCS - ACC Player of the Year
Rodney Rogers, WF - ACC Rookie; Dave Odom, WF - ACC Coach

Making its fourth-straight Final Four appearance, and ninth overall, **Duke** captured the program's first NCAA championship and the ACC's fifth overall defeating Kansas 72-65 in the title game ... the Blue Devils had beaten top-ranked and previously unbeaten UNLV in the national semifinals ... the win over UNLV avenged a 30-point loss to the Runnin' Rebels in the NCAA title game one year earlier ... Christian Laettner captured MVP honors for the Blue Devils, who appeared in the Final Four for the fourth straight year and the fifth time in six years ... Duke was joined in the Final Four by **North Carolina**, which had defeated the Blue Devils 96-74 in the ACC Tournament finals three weeks earlier ... the conference championship was the second in three years for the Tar Heels and 12th overall ... NC State, under first-year coach Les Robinson, also made the NCAA Tournament field, as did Georgia Tech, Virginia and Wake Forest ... Wake Forest second-year coach Dave Odom was voted ACC Coach of the Year, a first for the Demon Deacons since Bones McKinney in 1961 ... North Carolina and NC State played on back-to-back nights (F6/F7) after the outbreak of the Persian Gulf War forced postponement of the scheduled January game in Chapel Hill ... NC State's Chris Corchiani finished as the NCAA all-time leader in assists with 1,038 ... Jeff Jones succeeded Terry Holland as Virginia's basketball coach ... NC State had only two turnovers in a 90-83 win over Georgia Tech (J13).

1990-91 Final Standings

Team	AP	UPI	W	ACC			W	Overall		
				L	For	Opp		L	For	Opp
Duke	6	6	11	3	84.4	73.4	32	7	87.7	73.4
North Carolina.....	4	4	10	4	85.3	75.9	29	6	87.6	71.6
Wake Forest.....	8	6	8	6	81.9	79.8	19	11	80.5	74.9
NC State.....	x	24	8	6	83.6	85.2	20	11	89.3	83.5
Georgia Tech.....	6	8	7	8	78.6	79.1	17	13	82.5	77.0
Virginia	6	8	7	8	73.4	74.4	21	12	74.3	68.5
Maryland.....	5	9	7	9	78.6	86.7	16	12	80.2	79.4
Clemson.....	2	12	6	12	67.2	78.6	11	17	73.7	76.7

vs. Non-Conference: 98-26 (.790)

vs. Non-ACC Ranked Teams: 15-12

NCAA: (6 teams: 13-5 - Duke Champion)

NIT: (0 teams: 0-0)

Teams Ranked During Season: Duke, Georgia Tech, North Carolina, Virginia

1991 ACC Tournament, Charlotte, N.C. (March 8-9-10)

Quarterfinals - #1 Duke bye; #4 NC State d. #5 Georgia Tech 82-68; #2 North Carolina d. #7 Clemson 67-59; #6 Virginia d. #3 Wake Forest 70-66.

Semifinals - Duke d. NC State 93-72; North Carolina d. Virginia 76-71.

Finals - North Carolina d. Duke 96-74.

All-Tournament - First Team - Christian Laettner, Duke; Rick Fox, UNC; John Crotty, UVA; Hubert Davis, UNC; Rodney Monroe, NCS.

Second Team - Pete Chilcutt, UNC; King Rice, UNC; Greg Koubek, Duke; Chris Corchiani, NCS; Grant Hill, Duke.

Everett Case Award - Rick Fox, North Carolina (17.3 points, 9.0 rebounds)

All-Atlantic Coast Conference

First Team • unanimous

Kenny Anderson, So., GT.....	186
Christian Laettner, Jr., Duke.....	185
Rodney Monroe, Sr., NCS.....	185
Bryant Stith, Jr., UVA.....	151
Rick Fox, Sr., UNC.....	141

Second Team

Chris Corchiani, Sr., NCS.....	131
Dale Davis, Sr., Clm.....	113
Rodney Rogers, Fr., WF.....	69
Tom Gugliotta, Jr., NCS.....	54
Malcolm Mackey, So., GT.....	44

Third Team

John Crotty, Sr., UVA.....	33
Pete Chilcutt, Sr., UNC.....	78
Bobby Hurley, So., Duke.....	17
Matt Roe, Sr., Md.....	14
Thomas Hill, So., Duke.....	13

Player of the Year: Rodney Monroe, Sr., NCS (54); Christian Laettner, Jr., Duke (32); Kenny Anderson, So., GT (21).

Coach of the Year: Dave Odom, WF (38); Les Robinson, NCS (34); Gary Williams, Md. (20); Mike Krzyzewski, Duke (5); Dean Smith, UNC (5); Jeff Jones, UVA (3)

Rookie of the Year: Rodney Rogers, WF (103); Grant Hill, Duke (1).

Statistical Leaders

Scoring (NCAA rank)

Rodney Monroe, Sr., NCS.....	(9) 27.0
Kenny Anderson, So., GT.....	(11) 25.9
Bryant Stith, Jr., UVA.....	19.8
Christian Laettner, Jr., Duke.....	19.8
Dale Davis, Sr., Clem.....	17.9

Rebounding

Dale Davis, Sr., Clem.....	(10) 12.1
Malcolm Mackey, So., GT.....	(21) 10.7
Tom Gugliotta, Jr., NCS.....	9.1
Christian Laettner, Jr., Duke.....	8.7
Cedric Lewis, Sr., Md.....	8.3

NCAA STATS: NC State's Chris Corchiani leads the nation in the assists (9.6), Duke's Bobby Hurley (7.4) is 12th ... NC State's Rodney Monroe is 11th in 3-point field goals per game (3.4) ... UNC's Hubert Davis finishes 13th in 3-point field goal percentage (.489).



1992

Duke - ACC & National Champion
Christian Laettner, Duke - ACC Player of the Year
Bob Sura, FSU - ACC Rookie of the Year
Pat Kennedy, FSU - ACC Coach of the Year

Duke became the first program since the UCLA dynasty of the late 1960s and early '70s to win back-to-back national titles ... the Blue Devils capped a near-perfect season with a 20-point win over Michigan in the NCAA title game at Minneapolis ... Duke's only losses of the season were a two-point road loss to North Carolina and four-point loss at Wake Forest ... Duke won the ACC Tournament for the third time under head coach Mike Krzyzewski, downing defending champion North Carolina 94-74 in the championship game ... the Blue Devils were led by consensus National Player of the Year Christian Laettner and point guard Bobby Hurley, who overcame a foot injury that sidelined him for most of February and returned in time to help key Duke's national title run ... the Blue Devils' title run included the dramatic 104-103 win over Kentucky in the East Regional final, which saw Laettner win the game with a quick dribble and jump shot at the buzzer after taking a long inbound pass from Grant Hill ... the ACC emerged a double national winner as Virginia captured the NIT ... UVA's Bryant Stith scored 24 points to lead an 81-76 overtime win over Notre Dame in the NIT finals ... it was the second NIT title for the Cavaliers, who also won the event in 1980, and the fourth for the ACC ... in its' ACC debut, Florida State finished 22-10 overall and second in the ACC with an 12-4 league mark ... FSU's Pat Kennedy was named ACC Coach of the Year and Bob Sura was selected as ACC Rookie of the Year ... in league play, Clemson set an ACC record scoring 24 points in overtime as the Tigers beat Georgia Tech 95-78 (F5).

1991-92 Final Standings

Team	AP			ACC			Overall		
	UPI	W	L	For	Opp	W	L	For	Opp
Duke	1	14	2	84.5	72.6	34	2	88.0	72.6
Florida State	20	11	5	82.5	79.3	22	10	80.2	75.0
North Carolina	18	9	7	84.3	81.6	23	10	83.5	75.6
Georgia Tech	8	8	7	77.4	76.4	23	12	80.4	74.5
Virginia	8	8	6	67.4	66.3	20	13	70.0	65.2
Wake Forest	7	9	7	73.3	73.0	17	12	74.6	68.4
NC State	6	10	7	77.4	83.8	12	18	77.2	81.2
Maryland	5	11	7	77.6	82.3	14	15	81.0	78.9
Clemson	4	12	7	71.3	80.4	14	14	76.6	75.5

vs. Non-Conference: 99-26 (.792) **vs. Non-ACC Ranked Teams:** 19-6
NCAA: (5 teams; 12-4 - Duke Champion) **NIT:** (1 team 5-0 - Virginia champion)
Teams Ranked: Duke, Florida State, Georgia Tech, North Carolina, Wake Forest

1992 ACC Tournament, Charlotte, N.C. (March 12-13-14-15)

First Round - #8 Maryland d. #9 Clemson 81-75.
Quarterfinals - #4 Georgia Tech d. #5 Virginia 68-56; #1 Duke d. #8 Maryland 94-87;
#2 Florida State d. #7 NC State 93-80; #3 North Carolina d. #6 Wake Forest 80-65.
Semifinals - Duke d. Georgia Tech 89-76; North Carolina d. Florida State 80-76.
Finals - Duke d. North Carolina 94-74.

All-Tournament - First Team - Christian Laettner, Duke; Hubert Davis, UNC; Bobby Hurley, Duke; George Lynch, UNC; Brian Davis, Duke.
Second Team - Walt Williams, Md.; Grant Hill, Duke; Rodney Rogers, WF; Charlie Ward, FSU; Malcolm Mackey, GT.
Everett Case Award - Christian Laettner, Duke (24.3 points, 10.3 rebounds)

All-Atlantic Coast Conference

First Team	• unanimous	Second Team	Third Team
Christian Laettner, Sr., Duke	314	Hubert Davis, Sr., UNC	241
Walt Williams, Sr., Md.	310	Bobby Hurley, Jr., Duke	232
Tom Gugliotta, Sr., NCS	289	Grant Hill, So., Duke	193
Rodney Rogers, So., WF	277	Sam Cassell, Jr., FSU	177
Bryant Stith, Sr., UVA	268	Doug Edwards, Jr., FSU	132
		Malcom Mackey, Jr., GT	127
		Jon Barry, Jr., GT	120
		Kevin Thompson, Jr., NCS	78
		George Lynch, Jr., UNC	76
		Thomas Hill, Jr., Duke	49

Player of the Year: Christian Laettner, Sr., Duke (81); Walt Williams, Sr., Md. (23); Tom Gugliotta, Sr., NCS (1); Bryant Stith, Sr., UVA (1); Rodney Rogers, So., WF (1).
Coach of the Year: Pat Kennedy, FSU (86); Mike Krzyzewski, Duke (16); Gary Williams, Md., (3); Cliff Ellis, Clem. (1); Les Robinson, NCS (1).
Rookie of the Year: Bob Sura, FSU (49); James Forrest, GT (39); Sharone Wright, Clem. (17); Travis Best, GT (1).

Statistical Leaders

Scoring (NCAA rank)	Rebounding
Walt Williams, Sr., Md. (6)	26.8
Tom Gugliotta, Sr., NCS (23)	22.5
Christian Laettner, Sr., Duke (33)	21.5
Hubert Davis, Sr., UNC (34)	21.4
Bryant Stith, Sr., UVA (48)	20.7
Tom Gugliotta, Sr., NCS (32)	9.8
Doug Edwards, Jr., FSU	9.0
Malcolm Mackey, Jr., GT	9.0
George Lynch, Jr., UNC	8.8
Rodney Rogers, So., WF	8.5

1993

North Carolina - National Champion
Georgia Tech - ACC Champion
Rodney Rogers, WF - ACC Player of the Year
Martice Moore, GT - ACC Rookie; Dean Smith, UNC, ACC Coach

The ACC flew a national championship banner for the third straight season as **North Carolina** captured its third NCAA crown and second under head coach Dean Smith ... the Tar Heels clinched the title with a 77-71 win over Michigan in the championship game at New Orleans and defeated a Kansas team coached by former UNC assistant (and eventual Tar Heel head coach) Roy Williams in the semifinals ... the NCAA championship was the seventh for an ACC team and the second won by North Carolina at the New Orleans Superdome ... the Tar Heels regrouped to win the NCAA championship after suffering a tough loss to sixth-seeded **Georgia Tech** in the ACC Tournament championship game a little over three weeks earlier ... Tournament MVP James Forrest averaged 26.7 points in three games to lead the Yellow Jackets, who captured their second ACC title in four years at Charlotte and third championship overall ... UNC and Georgia Tech were among six teams in the NCAA Tournament field, joining Duke, Florida State, Virginia and Wake Forest ... the ACC became the first conference to have different teams win back-to-back titles since 1984-85, when the Big East saw Georgetown and Villanova bring home crowns ... for the second straight year, the ACC led all conferences with six players taken in the first round of the NBA Draft ... among the first-round picks was Duke point guard Bobby Hurley, a unanimous first-team All-America selection ... Georgia Tech's Martice Moore was the seventh Yellow Jacket in 11 years to earn ACC Rookie of the Year honors ... on Dec. 15, long-time ACC TV announcer Jim Thacker passed away in Charlotte, N.C.

1992-93 Final Standings

Team	AP			ACC			Overall		
	Coach	W	L	For	Opp	W	L	For	Opp
North Carolina	4	14	2	82.6	69.1	34	4	86.1	68.3
Florida State	11	12	4	86.3	81.3	25	10	86.3	79.7
Duke	10	10	6	83.9	73.7	24	8	86.4	71.2
Wake Forest	16	10	6	75.9	71.8	21	9	77.7	70.2
Virginia	x	18	7	72.8	72.6	21	10	74.2	69.3
Georgia Tech	18	x	8	73.7	74.8	19	11	77.7	75.2
Clemson	5	11	7	75.8	83.3	17	13	79.2	76.7
Maryland	2	14	7	73.9	84.5	12	16	79.8	79.5
NC State	2	14	6	66.5	80.4	8	19	68.0	76.7

vs. Non-Conference: 101-20 (.835) **vs. Non-ACC Ranked Teams:** 16-10
NCAA: (6 teams; 14-5 - North Carolina Champion) **NIT:** (1 team 1-1)
Teams Ranked: Duke, Florida State, Georgia Tech, North Carolina, Virginia, Wake Forest

1993 ACC Tournament, Charlotte, N.C. (March 11-12-13-14)

First Round - #8 Maryland d. #9 NC State 76-55.
Quarterfinals - #7 Clemson d. #2 Florida State 87-75; #6 Georgia Tech d. #3 Duke 69-66; #5 Virginia d. #4 Wake Forest 61-57; #1 North Carolina d. #8 Maryland 102-66.
Semifinals - North Carolina d. Virginia 74-56; Georgia Tech d. Clemson 69-61.
Finals - Georgia Tech d. North Carolina 77-75.

All-Tournament - First Team - James Forrest, GT; Eric Montross, UNC; Brian Reese, UNC; Drew Barry, GT; Cory Alexander, UVA.
Second Team - Chris Whitney, Clem.; Sharone Wright, Clem.; Travis Best, GT; George Lynch, UNC; Donald Williams, UNC.
Everett Case Award - James Forrest, GT (26.7 points, 8.7 rebounds)

All-Atlantic Coast Conference

First Team	• unanimous	Second Team	Third Team
Rodney Rogers, Jr., WF	348	Sam Cassell, Sr., FSU	260
Bobby Hurley, Sr., Duke	347	R. Childress, So., WF	224
Eric Montross, Jr., UNC	308	Bob Sura, So., FSU	220
George Lynch, Sr., UNC	299	Doug Edwards, Sr., FSU	207
Grant Hill, Jr., Duke	269	Cory Alexander, So., UVA	148
		Thomas Hill, Sr., Duke	119
		Sharone Wright, So., Clem.	100
		Travis Best, So., GT	88
		Kevin Thompson, Sr., NCS	86
		Chris Whitney, Sr., Clem.	78

Player of the Year: Rodney Rogers, Jr., WF (51); Bobby Hurley, Sr., Duke (47); George Lynch, Sr., UNC (2); Eric Montross, Jr., UNC (2).
Coach of the Year: Dean Smith, UNC 64; Dave Odom, WF (20); Pat Kennedy, FSU (11); Les Robinson, NCS (4); Cliff Ellis, Clem. (2).
Rookie of the Year: Martice Moore, GT (46); Johnny Rhodes, Md. (33); Drew Barry, GT (11); Exree Hipp, Md. (4); Chris Collins, Duke (2).

Statistical Leaders

Scoring	Rebounding
Rodney Rogers, Jr., WF (42)	21.2
Bob Sura, So., FSU (69)	19.9
Randolph Childress, So., WF (70)	19.7
James Forrest, So., GT	19.5
Cory Alexander, So., UVA	18.8
Sharone Wright, So., Clem (20)	10.5
Malcolm Mackey, Sr., GT (24)	10.2
George Lynch, Sr., UNC	9.6
Doug Edwards, Sr., FSU	9.4
Kevin Thompson, Sr., NCS	9.1



1994

North Carolina - ACC Champion
Grant Hill, Duke - ACC Player of the Year
Joe Smith, Maryland - ACC Rookie of the Year
Dave Odom, WF - ACC Coach of the Year

The ACC Tournament concluded a run of six straight years at the Charlotte Coliseum, and **North Carolina** emerged champion for the second time in four years and 13th overall ... led by freshman tournament MVP Jerry Stackhouse and senior point guard Derrick Phelps, the Tar Heels defeated Virginia 73-66 in the title game ... Duke All-America forward Grant Hill capped his stellar career by leading the Blue Devils to a first-place ACC regular-season finish and a spot in the NCAA championship game for the third time in four years ... Duke dropped a 76-72 decision to Arkansas in the title game ... North Carolina, Maryland, Wake Forest and Virginia were also in the NCAA Tournament field ... Clemson coach Cliff Ellis stepped down after leading the Tigers to 179-129 record over 10 seasons ... Ellis left as the school's all-time winningest coach ... Maryland's Joe Smith led the ACC with 20 double-doubles and was voted ACC Rookie of the Year and National Freshman of the Year ... Steve Phillips of the Salisbury (N.C.) Post was the only voting media member (out of 73) who chose Smith as the ACC's Rookie of the Year during pre-season balloting ... Florida State Heisman Trophy winner Charlie Ward was named MVP of the annual NABC All-Star game held during the Final Four ... Ward, a talented two-sport athlete who averaged 10.5 points for the Seminoles as a senior, had 13 points, seven assists and seven rebounds to lead his East team to a 77-73 win ... Wake's Randolph Childress scored 10 or more points in 53 straight games ... Clemson attempted 42 three-point field goals in a 106-62 loss at North Carolina (J15).

1993-94 Final Standings

Team	AP Coach	W	ACC			W	Overall		
			L	For	Opp		L	For	Opp
Duke	6..... 2.....	12	4	78.8	69.6	28	6	77.6	67.3
North Carolina.....	1..... 8.....	11	5	81.5	73.6	28	7	85.6	72.4
Wake Forest..... 9.....	9	7	68.8	67.2	21	12	71.3	65.5
Virginia..... 8.....	8	8	64.8	68.1	18	13	64.1	65.7
Maryland.....	x..... 20.....	8	8	74.5	72.6	18	12	80.0	73.2
Georgia Tech..... 7.....	7	9	76.8	76.1	16	13	75.9	73.4
Florida State..... 6.....	10	10	73.2	77.4	13	14	77.0	74.8
Clemson..... 6.....	10	10	70.1	72.6	18	16	75.2	72.9
NC State..... 5.....	11	11	67.9	79.1	11	19	69.1	74.7

vs. Non-Conference: 91-32 (.740)

vs. Non-ACC Ranked Teams: 14-13

NCAA: (5 teams; 10-5)

NIT: (2 teams; 1-2)

Teams Ranked: Duke, Georgia Tech, Maryland, North Carolina, Virginia

1994 ACC Tournament, Charlotte, N.C. (March 10-11-12-13)

First Round - #8 Clemson d. #9 NC State 76-63

Quarterfinals - #4 Virginia d. #5 Maryland 69-63; #1 Duke d. #8 Clemson 77-64; #2 North Carolina d. #7 Florida State 83-69; #3 Wake Forest d. #6 Georgia Tech 74-49.

Semifinals - Virginia d. Duke 66-61; North Carolina d. Wake Forest 86-84.

Finals - North Carolina d. Virginia 73-66

All-Tournament - First Team - Jerry Stackhouse, UNC; Harold Deane, UVA; Derrick Phelps, UNC; Jamal Robinson, UVA; Randolph Childress, WF.

Second Team - Grant Hill, Duke; Rasheed Wallace, UNC; Trelonnie Owens, WF; Cherokee Parks, Duke; Eric Montross, UNC.

Everett Case Award - Jerry Stackhouse, North Carolina (15.7 points, 6.7 rebounds)

All-Atlantic Coast Conference

First Team • unanimous	Second Team	Third Team
Grant Hill, Sr., Duke 341	Travis Best, Jr., GT..... 271	Trelonnie Owens, Sr., WF 144
Randolph Childress, Jr., WF... 335	Derrick Phelps, Sr., UNC 247	Junior Burrough, Jr., UVA..... 119
Bob Sura, Jr., FSU 301	Sharone Wright, Jr., Clm. 240	Antonio Lang, Sr., Duke..... 114
James Forrest, Jr., GT..... 278	Eric Montross, Sr., UNC. 228	Todd Fuller, So., NCS..... 40
Joe Smith, Fr., Md. 274	Cherokee Parks, Jr., Duke 173	Devin Gray, Jr., Clm..... 40

Player of the Year: Grant Hill, Sr., Duke (101); Randolph Childress, Jr., WF (6); Bob Sura, Jr., FSU (4); James Forrest, Jr., GT (1); Joe Smith, Fr., Md. (1); Eric Montross, Sr., UNC (1).

Coach of the Year: Dave Odom, WF (53); Mike Krzyzewski, Duke (34); Gary Williams, Md., (18); Jeff Jones, UVA (1); Sean Smith, UNC (1); Les Robinson, NCS (1).

Rookie of the Year (4+): Joe Smith, Md. (105); Tim Duncan, WF (4).

Statistical Leaders

Scoring (NCAA rank)

Bob Sura, Jr., FSU	(47) 21.2
Randolph Childress, Jr., WF.....	19.6
Joe Smith, Fr., Md.	19.4
James Forrest, Jr., GT.....	19.0
Travis Best, Jr., GT.....	18.3

Rebounding

Joe Smith, Fr., Md.	(18) 10.7
Sharone Wright, So., Clem.....	(19) 10.6
Tim Duncan, Fr., WF	9.6
Todd Fuller, So., NCS.....	8.4
Cherokee Parks, Jr., Duke.....	8.4

1995

Wake Forest - ACC Champion
Joe Smith, Maryland - ACC Player of the Year
Greg Buckner, Clemson - ACC Rookie of the Year
Dave Odom, WF, ACC Coach of the Year

Randolph Childress' electrifying three days in Greensboro lifted **Wake Forest** to its first ACC Tournament championship since back-to-back titles in 1961 and 1962 ... Childress capped his heroics by penetrating and hitting a short jumper with four seconds left to give the Demon Deacons an 82-80 overtime win over defending champion North Carolina in the title game ... Childress scored 107 points in Wake's three tournament wins, breaking the old mark of 106 points set by North Carolina's Lennie Rosenbluth in 1957 ... all four of the ACC's representatives - North Carolina, Maryland, Virginia and Wake Forest - reached the Sweet 16 of the NCAA Tournament, and North Carolina reached the Final Four in Seattle before dropping a 75-68 decision to Arkansas ... the ACC had two different players - Maryland's Joe Smith and North Carolina's Jerry Stackhouse - earn National Player of the Year honors, and both players were unanimous All-America selections ... Duke played from early January on without head coach Mike Krzyzewski, who was sidelined following back surgery ... eight ACC players, including Smith and Stackhouse, were taken in the first round of the NBA Draft ... Florida State's Bob Sura turned a triple-double with a 19-point, 12-rebound, 12-assist performance in 107-79 win over NC State (J15) ... Maryland scored a school-record 85 second half points in a 138-72 win over Morgan State (D23) ... NC State ended a 19-game ACC road losing streak with a 77-60 win at Duke (F18) ... Virginia staged one of the biggest comebacks in ACC history, rallying from a 23-point deficit in the second to half to defeat 16th-ranked Duke 91-88 in two overtimes.

1994-95 Final Standings

Team	AP Coach	W	ACC				W	Overall		
			L	For	Opp	L		For	Opp	
Wake Forest.....	3..... 9.....	12	4	69.0	63.9	26	6	71.4	62.8	
North Carolina.....	4..... 3.....	12	4	81.8	75.2	28	6	84.4	74.0	
Maryland.....	10..... 11.....	12	4	77.6	72.9	26	8	86.8	73.9	
Virginia.....	13..... 8.....	12	4	73.9	65.9	25	9	77.4	66.8	
Georgia Tech..... 8.....	8	8	73.7	74.1	18	12	80.0	74.1	
Florida State..... 5.....	11	70.9	75.7	12	15	75.1	74.6		
Clemson..... 5.....	11	56.4	64.4	15	13	64.1	62.5		
NC State..... 4.....	12	68.4	75.3	12	15	76.2	71.8		
Duke 2.....	14	72.9	77.3	13	18	77.7	73.7		

vs. Non-Conference: 94-21 (.817)

vs. Non-ACC Ranked Teams: 7-12

NCAA: (4 teams; 11-4)

NIT: (1 team; 0-1)

Teams Ranked: Duke, Clemson, Ga. Tech, Maryland, N. Carolina, Virginia, W. Forest

1995 ACC Tournament, Greensboro, N.C. (March 9-10-11-12)

First Round - #9 Duke d. #8 NC State 83-70.

Quarterfinals - #4 Virginia d. #5 Georgia Tech 77-67; #1 Wake Forest d. #9 Duke 87-70; #2 North Carolina d. #7 Clemson 78-62; #3 Maryland d. #6 Florida State 71-64.

Semifinals - Wake Forest d. Virginia 77-68; North Carolina d. Maryland 97-92 (ot).

Finals - Wake Forest d. North Carolina 82-80 (ot).

All-Tournament - First Team - Randolph Childress, WF; Tim Duncan, WF; Jerry Stackhouse, UNC; Rasheed Wallace, UNC; Junior Burrough, UVA.

Second Team - Joe Smith, Md.; Donald Williams, UNC; Exree Hipp, Md.; Dante Calabria, UNC; Jeff McInnis, UNC.

Everett Case Award - Randolph Childress, Wake Forest (35.7 points, 7.0 assists)

All-Atlantic Coast Conference

First Team • unanimous	Second Team	Third Team
Joe Smith, So., Md. 340	Travis Best, Sr., GT..... 289	Junior Burrough, Sr., UVA. 150
Jerry Stackhouse, So., UNC.. 331	Bob Sura, Jr., FSU 225	James Forrest, Sr., GT..... 124
Randolph Childress, Sr., WF. 325	Cherokee Parks, Sr., Duke.. 219	Johnny Rhodes, Jr., Md.... 107
Tim Duncan, So., WF 308	Harold Deane, So., UVA.. 193	Jeff McInnis, So., UNC..... 65
Rasheed Wallace, So., UNC.. 296	Todd Fuller, Jr., NCS..... 155	James Collins, So., FSU..... 43

Player of the Year: Joe Smith, So., Md. (84); Randolph Childress, Sr., WF (13); Jerry Stackhouse, So., UNC (7); Tim Duncan, So., WF (1); Rasheed Wallace, So., UNC (1).

Coach of the Year: Dave Odom, WF (48); Jeff Jones, UVA (27); Gary Williams, Md. (20); Rick Barnes, Clem. (9); Dean Smith, UNC (2).

Rookie of the Year: Greg Buckner, Clem.(41); Matt Harpring, GT (30); Curtis Staples, UVA (16); Ishua Benjamin, NCS (16).

Statistical Leaders

Scoring

Joe Smith, So., Md.	(39) 20.8
Travis Best, Sr., GT	(51) 20.2
Randolph Childress, Sr., WF....	(53) 20.1
Jerry Stackhouse, So., UNC	19.2
Cherokee Parks, Sr., Duke	19.0

Rebounding

Tim Duncan, So., WF	(5) 12.5
Joe Smith, So., Md.	(16) 10.6
Cherokee Parks, Sr., Duke	9.3
Junior Burrough, Sr., UVA.....	8.7
Todd Fuller, Jr., NCS.....	8.5

1996

Wake Forest - ACC Champion
Tim Duncan, WF - ACC Player of the Year
Stephon Marbury, GT - ACC Rookie of the Year
Bobby Cremins, GT - ACC Coach of the Year

Wake Forest didn't have to wait over three decades between ACC Tournament titles this time ... one year after capturing its first championship since 1962, the Demon Deacons made it two straight with a 75-74 win over Georgia Tech in the championship game ... Wake center Tim Duncan was a unanimous choice for tournament MVP after averaging 22.7 points and 18.7 rebounds in three games; Duncan's 56 rebounds in three games set an ACC Tournament record ... Duncan became the 12th player in league history to be named both ACC Player of the Year and ACC Tournament MVP in the same season ... the ACC led the nation with six NCAA Tournament teams, with Wake Forest and Georgia Tech both reaching the Sweet 16 ... Duke became only the third team in ACC history to start out the season 0-4 in conference play and still earn a berth in the NCAA Tournament ... the NCAA berth was the 12th in 13 years for the Blue Devils ... NC State freshman Ivan Wagner scored a career-high 29 points in his college debut in a 104-78 win over VMI (N25) ... Georgia Tech was the first ACC team to sweep the season series with both Duke and North Carolina ... in a 77-28 win over Wofford (F6), Clemson opened the game with a 26-0 run; the visiting Terriers finished the game making only nine-of-50 field goal attempts (.150) ... 10 of NC State's 13 losses were by five points or less ... the Wolfpack's Todd Fuller was an Academic All-American for a second-straight year ... in back-to-back games, North Carolina trailed Wake Forest by 18 points (J27) and Duke (J31) by 17, before rallying to win both games.

1995-96 Final Standings

Team	AP	Coach	W	ACC			W	Overall		
				L	For	Opp		L	For	Opp
Georgia Tech.....	13.....	13.....	13	3	80.7	74.1	24	12	80.2	76.0
Wake Forest.....	9.....	9.....	12	4	68.9	63.7	26	6	68.9	61.3
North Carolina.....	25.....	24.....	10	6	76.1	72.5	21	11	77.6	71.0
Duke.....			8	8	74.1	71.8	18	13	75.4	69.8
Maryland.....			8	8	78.1	79.2	17	13	81.3	76.3
Clemson.....			7	9	62.1	67.3	18	11	68.0	63.0
Virginia.....			6	10	69.4	73.1	12	15	69.4	68.8
Florida State.....			5	11	72.3	76.1	13	14	75.3	73.1
NC State.....			3	13	73.0	77.0	15	16	80.9	74.8

vs. Non-Conference: 79-27 (.745)

vs. Non-ACC Ranked Teams: 10-18

NCAA: (6 teams; 6-6)

NIT: (1 team; 0-1)

Teams Ranked: Clemson, Duke, Ga. Tech, Maryland, N. Carolina, Virginia, W. Forest

1996 ACC Tournament, Greensboro, N.C. (March 7-8-9-10)

First Round - First Round - #9 NC State d. #8 Florida State 80-65

Quarterfinals - #5 Maryland d. #4 Duke 82-69; #1 Georgia Tech d. #9 NC State 88-73; #2 Wake Forest d. #7 Virginia 70-60; #6 Clemson d. #3 North Carolina 75-73.

Semifinals - Georgia Tech d. Maryland 84-79; Wake Forest d. Clemson 68-60.

Finals - Wake Forest d. Georgia Tech 75-74.

All-Tournament - First Team - Tim Duncan, WF; Tony Rutland, WF; Matt Harpring, GT; Stephon Marbury, GT; Greg Buckner, Clem.

Second Team - no second team chosen

Everett Case Award - Tim Duncan, Wake Forest (22.7 points, 18.7 rebounds)

All-Atlantic Coast Conference

First Team	• unanimous	Second Team	Third Team
Tim Duncan, Jr., WF.....	• 324	Johnny Rhodes, Sr., Md. 228	James Collins, Jr., FSU..... 158
Todd Fuller, Sr., NCS.....	• 324	Drew Barry, Sr., GT..... 217	Keith Booth, Jr., Md..... 113
Stephon Marbury, Fr., GT ..	292	Chris Collins, Sr., Duke... 195	Jeff Capel, Jr., Duke..... 84
Matt Harpring, So., GT.....	276	Harold Deane, Jr., UVa.... 184	Dante Calabria, Sr., UNC..... 71
Antawn Jamison, Fr., UNC ..	229	Jeff McInnis, Jr., UNC..... 171	Ricky Price, Jr., Duke..... 50

Player of the Year: Tim Duncan, Jr., WF (88); Todd Fuller, Sr., NCS (14); Matt Harpring, So., GT (4); Stephon Marbury, Fr., GT (1).

Coach of the Year: Bobby Cremins, GT (74); Rick Barnes, Clem. (17); Mike Krzyzewski, Duke (11); Dave Odom, WF (3); Dean Smith, UNC (2).

Rookie of the Year: Stephon Marbury, GT (94); Antawn Jamison, UNC (12); Courtney Alexander, UVa (1); Terrell McIntyre, Clem. (1).

Statistical Leaders

Scoring (NCAA rank)

Todd Fuller, Sr., NCS.....	20.9
Tim Duncan, Jr., WF.....	19.1
Stephon Marbury, Fr., GT.....	18.9
Matt Harpring, So., GT.....	18.6
James Collins, Jr., FSU.....	18.3

Rebounding

Tim Duncan, Jr., WF.....	12.3
Todd Fuller, Sr., NCS.....	9.9
Antawn Jamison, Fr., UNC.....	9.7
Greg Newton, Jr., Duke.....	8.2
Matt Harpring, So., GT.....	8.1

1997

North Carolina - ACC Champion
Tim Duncan, WF - ACC Player of the Year
Ed Cota, UNC - ACC Rookie of the Year
Mike Krzyzewski, Duke - ACC Coach of the Year

In what proved to be the final year for legendary head coach Dean Smith, North Carolina claimed the ACC Tournament title with a 64-54 win over scrappy underdog NC State ... the conference title was the 14th for the Tar Heels and the 13th under Smith, who announced his retirement the following October ... Smith stepped down as the winningest coach in NCAA history, as the Tar Heels' four wins in the NCAA Tournament pushed his all-time win total to 879 and eclipsed the old standard of 876 held by Kentucky's Adolph Rupp ... NC State, which entered the ACC Tournament as a No. 8 seed under first-year coach Herb Sendek, became the first team to play four games in the ACC Tournament and the first No. 8 seed to reach the finals ... Wolfpack freshman guard Justin Gainey set an ACC record by playing the full 160 possible minutes in State's four tournament games ... a record eight ACC teams qualified for postseason play, including six teams - North Carolina, Duke, Maryland, Clemson, Virginia and Wake Forest - in the NCAA Tournament ... the season marked the final one for Wake Forest All-America center Tim Duncan, who played the full four years and graduated as the ACC's all-time leader in blocked shots (481), third on the career rebound list (1,570) and 20th in scoring (2,117) ... Duncan was the first player in NCAA history to record at least 2,000 points, 1,500 rebounds, 400 blocked shots and 250 assists ... Duncan had 40 doubles-doubles against ACC opponents during the regular season in his career ... over a 12-day period (J8-19), Maryland posted three ACC road wins at North Carolina, NC State and Wake Forest.

1996-97 Final Standings

Team	AP Coach	W	ACC			W	Overall			
			L	For	Opp		L	For	Opp	
Duke	8.....	11.....	12	4	75.7	69.2	24	9	79.7	66.2
Wake Forest.....	9.....	9.....	11	5	64.4	60.1	24	7	69.0	58.3
North Carolina.....	4.....	4.....	11	5	72.1	67.8	28	7	77.4	66.7
Clemson.....	14.....	8.....	9	7	65.1	63.6	23	10	68.2	61.5
Maryland.....	22.....	19.....	9	7	71.6	69.4	21	11	75.2	66.8
Virginia.....	7	9	62.2	65.0	18	13	67.7	65.0
Florida State.....	6	10	64.6	69.4	20	12	73.4	66.8
NC State.....	4	12	54.0	58.5	17	15	59.8	54.7
Georgia Tech.....	3	13	60.1	66.9	9	18	61.5	64.3

vs. Non-Conference: 104-22 (.825)

vs. Non-ACC Ranked Teams: 6-13

NCAA: (6 teams; 8-6)

NIT: (2 teams; 5-2)

Teams Ranked: Clemson, Duke, Maryland, N. Carolina, Virginia, Wake Forest

1997 ACC Tournament, Greensboro, N.C. (March 6-7-8-9)

First Round - #8 NC State d. #9 Georgia Tech 60-46.

Quarterfinals - #5 Maryland d. #4 Clemson 76-61; #8 NC State d. #1 Duke 66-60; #2 Wake Forest d. Florida State 66-65; #3 North Carolina d. #6 Virginia 78-68.

Semifinals - NC State d. Maryland 65-58; North Carolina d. Wake Forest 86-73.

Finals - North Carolina d. NC State 64-54.

All-Tournament - First Team - Shammond Williams, UNC; Justin Gainey, NCS; Antawn Jamison, UNC; C.C. Harrison, NCS; Tim Duncan, WF.

Second Team - Keith Booth, Md.; Jeremy Hyatt, NCS; Ed Cota, UNC; Serge Zwicker, UNC; Danny Strong, NCS.

Everett Case Award - Shammond Williams, North Carolina (20.0 points, 5.0 assists)

All-Atlantic Coast Conference

First Team	• unanimous	Second Team	Third Team
Tim Duncan, Sr., WF.....	• 363	Greg Buckner, Jr., Clem..... 290	Vince Carter, So., UNC..... 112
Antawn Jamison, So., UNC..	361	Terrell McIntyre, So., Clem..... 202	Harold Deane, Sr., UVa..... 109
Keith Booth, Sr., Md.	356	James Collins, Sr., FSU..... 173	Laron Profit, So., Md..... 88
Trajan Langdon, So., Duke. 338		S. Wojciechowski, Jr., Duke 145	Shammond Williams, Jr., NC. 76
Matt Harpring, Jr., GT.....	337	C.C. Harrison, Jr., NCS... 122	Serge Zwicker, Sr., UNC..... 71
			Tony Rutland, Jr., WF..... 71

Player of the Year: Tim Duncan, Sr., WF (119); Keith Booth, Sr., Md., (2).

Coach of the Year: Mike Krzyzewski, Duke (56); Dean Smith, UNC (27); Gary Williams, Md. (17); Rick Barnes, Clem. (11); Herb Sendek, NCS (7); Dave Odom, WF (1).

Rookie of the Year: Ed Cota, UNC (76); Damon Thornton, NCS (34); Loren Woods, WF (9).

Statistical Leaders

Scoring

Tim Duncan, Sr., WF.....	20.8
Keith Booth, Sr., Md.....	19.5
Antawn Jamison, So., UNC ..	19.1
Matt Harpring, Jr., GT.....	19.0
James Collins, Sr., FSU.....	16.6

Rebounding

Tim Duncan, Sr., WF.....	14.7
Antawn Jamison, So., UNC ..	9.4
Eddie Elisma, Sr., GT.....	8.2
Matt Harpring, Jr., GT.....	8.2
Serge Zwicker, Sr., UNC.....	8.1



1998

North Carolina - ACC Champion
Antawn Jamison, UNC - ACC Player of the Year
Robert O'Kelley, WF - ACC Rookie of the Year
Bill Guthridge, UNC - ACC Coach of the Year

North Carolina, under first-year head coach Bill Guthridge, won its second straight ACC Tournament title, defeating Duke 83-68 for the championship ... a former long-time assistant to Dean Smith, Guthridge joined Duke's Vic Bubas (1960) and NC State's Press Maravich (1965) as the only first-year coaches to lead their teams to the ACC title ... UNC reached the Final Four for the 14th time, and Clemson, Duke, Maryland and Florida State also made the NCAA Tournament field ... Duke (15-1 ACC) became the first team to win 15 conference regular-season games ... North Carolina's Antawn Jamison was a unanimous National Player of the Year and All-ACC selection, and the first player in ACC history to be named first-team All-ACC in his freshman, sophomore and junior seasons ... Virginia became the first program in NCAA history to face the nation's No. 1-ranked team five times in one season ... the Cavaliers played Duke three times and North Carolina twice ... the ACC had more teams (seven) ranked in the national polls at some point during the season than any other conference ... North Carolina, Duke, Maryland, Florida State, Clemson, Wake Forest and Georgia Tech all earned listings ... the ACC became the first conference in history to have seven teams ranked two weeks in a row when the aforementioned teams were all listed on Dec. 1 and Dec. 8 ... Virginia's Curtis Staples finished his career as the NCAA's all-time leader with 410 three-point field goals, a record he would hold for eight years until it was broken by Duke's J.J. Redick in 2006 ... NC State beat Georgia (N11) 47-45 in a game played with four 10-minute quarters.

1997-98 Final Standings

Team	AP Coach	W	ACC			W	Overall			
			L	For	Opp		L	For	Opp	
Duke	3	5	15	1	80.5	64.3	32	4	85.6	64.1
North Carolina.....	1.....	3.....	13	3	82.9	71.8	34	4	81.9	65.6
Maryland.....	20.....	15.....	10	6	72.6	74.8	21	11	78.8	72.1
Wake Forest.....			7	9	64.3	71.1	16	14	65.8	66.5
Clemson.....			7	9	73.2	68.6	18	14	72.2	65.3
Georgia Tech.....			6	10	72.4	74.6	19	14	76.3	72.2
Florida State.....			6	10	67.8	72.4	18	14	71.5	69.3
NC State.....			5	11	63.1	67.7	17	15	64.4	62.1
Virginia.....			3	13	64.2	75.8	11	19	65.7	70.0

vs. Non-Conference: 106-29 (.785) **vs. Non-ACC Ranked Teams:** 17-10
NCAA: (5 teams; 10-5) **NIT:** (3 teams; 4-3)
Teams Ranked: Clemson, Duke, Fla. State, Ga. Tech, Maryland, N. Carolina, W. Forest

1998 ACC Tournament, Greensboro, N.C. (March 5-6-7-8)

First Round - #8 NC State d. #7 Florida State 65-63; #1 Duke d. #9 Virginia 63-41.
Quarterfinals - #5 Clemson d. #4 Wake Forest 75-56; #2 North Carolina d. #8 NC State 73-46; #3 Maryland d. #6 Georgia Tech 83-65.
Semifinals - North Carolina d. Maryland 83-73 OT; Duke d. Clemson 66-64.
Finals - North Carolina d. Duke 83-68.

All-Tournament - First Team - Shammond Williams, UNC; Antawn Jamison, UNC; Roshown McLeod, Duke; Trajan Langdon, Duke; Terrell McIntyre, Clem.
Second Team - Chris Carrawell, Duke; Ademola Okulaja, UNC; Vince Carter, UNC; Ed Cota, UNC; Rodney Elliott, Md.
Everett Case Award - Antawn Jamison, North Carolina (20.7 points, 11.3 rebounds)

All-Atlantic Coast Conference

First Team • unanimous	Second Team	Third Team
Antawn Jamison, Jr., UNC • 345	Norman Nolan, Sr., UVa... 274	Curtis Staples, Sr., UVA 136
Matt Harpring, Sr., GT 343	Ed Cota, So., UNC 207	S. Wojciechowski, Sr., Duke... 129
Vince Carter, Jr., UNC 292	Shammond Williams, Sr., NC... 202	Laron Profit, Jr., Md..... 126
Trajan Langdon, Jr., Duke... 287	C.C. Harrison, Sr., NCS..... 185	Terrell McIntyre, Jr., Clem.. 124
Roshown McLeod, Sr., Duke .. 282	Greg Buckner, Sr., Clem. 167	Rodney Elliott, Sr., Md. 80

Player of the Year: Antawn Jamison, Jr., UNC (97); Matt Harpring, GT (6).
Coach of the Year: Bill Guthridge, UNC (52); Mike Krzyzewski, Duke (32); Gary Williams, Md. (9); Dave Odom, WF (4); Herb Sendek, NCS (2); Bobby Cremins, GT (1).
Rookie of the Year: Robert O'Kelley, WF (53); Dion Glover, GT (43); Shane Battier, Duke (3); Kenny Inge, NCS (2); Elton Brand, Duke (1); Alvin Jones, GT (1).

Statistical Leaders

Scoring (NCAA rank)	Rebounding
Antawn Jamison, Jr., UNC ... (11) 22.2	Antawn Jamison, UNC (13) 10.5
Matt Harpring, Sr., GT (14) 21.6	Matt Harpring, GT (30) 9.4
Norman Nolan, Sr., UVa..... (22) 21.0	Norman Nolan, Sr., UVa..... 9.2
Dion Glover, Fr., GT (68) 18.4	Kenny Inge, Fr., NCS..... 7.4
Curtis Staples, Sr., UVA..... 18.1	Rodney Elliott, Sr., Md. 7.4

1999

Duke - ACC Champion
Elton Brand, Duke - ACC Player of the Year
Chris Williams, Virginia - ACC Rookie of the Year
Mike Krzyzewski, Duke - ACC Coach of the Year

For the first time since the national championship year of 1992 and 10th time overall, **Duke** captured the ACC Tournament championship ... the Blue Devils, who became the first team to post a 16-0 regular-season ACC record since the league expanded to nine teams prior to the 1991-92 season, defeated second-seeded North Carolina 96-73 in the championship game ... the ACC earned three NCAA Tournament berths, with Duke advancing to the national title game for the first time since 1994 ... seven ACC teams took part in post-season play all together ... Clemson reached the NIT finals before suffering a one-point loss to California ... Duke reached five Final Fours during the decade of the 1990s ... the ACC became the first conference in college basketball history to have all of its league games (72) televised regionally or nationally ... NC State's loss to Princeton in the second round of the NIT marked the end of the Wolfpack's final season in Reynolds Coliseum, the historic venue that played host to the first 13 ACC Tournaments ... Florida State's 7-2 center Karim Shabazz wore a size 20 basketball shoe ... the Chicago Bulls made Duke's Elton Brand the first overall selection in the NBA Draft ... six ACC players went in the first round total, including Brand's Duke teammates Trajan Langdon, Corey Maggette and Trajan Langdon ... Maryland made its first 14 shots in a 92-69 win over Wake Forest (D3) ... Georgia Tech played in a school-record five overtime games ... head coaches making their ACC debuts were Clemson's Larry Shyatt and Virginia's Pete Gillen ... the Cavaliers beat Florida State 67-60 (J30) snapping their 13-game ACC road game losing streak.

1998-99 Final Standings

Team	AP Coach	W	ACC			W	Overall			
			L	For	Opp		L	For	Opp	
Duke.....	1.....	2.....	16	0	91.1	66.8	37	2	91.8	67.2
Maryland.....	5.....	8.....	13	3	81.9	70.6	28	6	84.6	66.4
North Carolina.....	13.....	18.....	10	6	68.6	65.5	24	10	71.4	64.9
Wake Forest.....	7.....	9	9	66.5	68.8	17	14	66.6	65.0
NC State.....	6.....	10	6	64.1	71.1	19	14	71.6	66.3
Georgia Tech.....	6.....	10	6	68.1	76.1	15	16	67.3	72.2
Clemson.....	5.....	11	5	69.9	71.1	20	15	71.7	64.7
Florida State.....	5.....	11	5	69.7	78.4	13	17	70.6	73.3
Virginia.....	4.....	12	4	65.3	76.6	14	16	72.8	73.7

vs. Non-Conference: 107-30 (.781) **vs. Non-ACC Ranked Teams:** 9-10
NCAA: (3 teams; 7-3) **NIT:** (4 teams; 6-4)
Teams Ranked: Clemson, Duke, Maryland, North Carolina

1999 ACC Tournament, Charlotte, N.C. (March 4-5-6-7)

First Round - #8 Florida State d. #7 Clemson 87-85 (ot); #1 Duke d. #9 Virginia 104-67.
Quarterfinals - #5 NC State d. #4 Wake Forest 66-52; #2 Maryland d. #8 Florida State 93-69; #3 North Carolina d. #6 Georgia Tech 78-49.
Semifinals - Duke d. NC State 83-68; North Carolina d. Maryland 86-79.
Finals - Duke d. North Carolina 96-73

All-Tournament - First Team - William Avery, Duke; Max Owens, UNC; Steve Francis, Md.; Ademola Okulaja, UNC; Elton Brand, Duke.
Second Team - Corey Maggette, Duke; Shane Battier, Duke; Ed Cota, UNC; Anthony Grundy, NCS; Kris Lang, UNC.
Everett Case Award - Elton Brand, Duke (19.3 points, 10.3 rebounds)

All-Atlantic Coast Conference

First Team • unanimous	Second Team	Third Team
Elton Brand, So., Duke..... • 303	William Avery, So., Duke 221	Shane Battier, So., Duke ... 122
Trajan Langdon, Sr., Duke. 297	Terrell McIntyre, Sr., Clem. 194	Chris Carrawell, Jr., Duke.. 122
Steve Francis, Jr., Md..... 264	Ed Cota, Jr., UNC 171	Ron Hale, Jr., FSU..... 104
Terrence Morris, So., Md. 240	Jason Collier, Jr., GT..... 152	Laron Profit, Sr., Md..... 97
Ademola Okulaja, Sr., UNC.. 226	Robert O'Kelley, So., WF 139	Chris Williams, Fr., UVA..... 88

Player of the Year: Elton Brand, So., Duke (70); Trajan Langdon, Jr., Duke (17); William Avery, So., Duke; Steve Francis, Jr., Md. (3); Terrence Morris, So., Md. (2); Shane Battier, So., Duke (1).
Coach of the Year: Mike Krzyzewski, Duke (77); Pete Gillen, UVa (10); Gary Williams, Md. (6); Herb Sendek, NCS (12); Bobby Cremins, GT (1).
Rookie of the Year (10+): Chris Williams, UVa (83); Corey Maggette, Duke (10).

Statistical Leaders

Scoring	Rebounding
Terrell McIntyre, Sr., Clem 17.9	Harold Jamison, Sr., Clem. (18) 9.9
Elton Brand, So. Duke..... 17.7	Elton Brand, So., Duke..... (19) 9.8
Robert O'Kelley, So., WF 17.5	Alvin Jones, So., GT (20) 9.7
Trajan Langdon, Sr., Duke 17.3	Ademola Okulaja, UNC 8.4
Jason Collier, Jr. GT..... 17.2	Chris Williams, Fr., UVa 7.5

2000

Duke - ACC Champion

Chris Carrawell, Duke - ACC Player of the Year
Joseph Forte, UNC - ACC Rookie of the Year
Mike Krzyzewski, Duke - ACC Coach of the Year

Duke staked claim to its second straight ACC championship with an 81-68 win over Maryland in the title game ... The Blue Devils' Jason Williams became the fourth freshman to win MVP honors after averaging 17.7 points and nine assists in three tournament wins ... North Carolina reached its NCAA record-tying 15th Final Four despite entering the NCAA Tournament as a No. 8 regional seed ... Duke and Maryland also represented the league in the NCAA Tournament, with the Blue Devils reaching the East Regional semifinal ... Wake Forest won its first NIT championship and the ACC's fifth overall, downing Notre Dame 71-61 in the championship game at New York's Madison Square Garden ... the Demon Deacons faced the Fighting Irish after defeating NC State 62-59 in overtime in the semifinals ... Virginia also made the NIT field to give the ACC six total postseason berths ... Duke's freshmen, led by Williams, Carlos Boozer and Mike Dunleavy, averaged 40.5 ppg - most ever by a freshmen class on an ACC regular-season champion ... North Carolina senior Ed Cota finished third on the all-time NCAA and ACC assist lists with 1,030 behind former Duke star Bobby Hurley (1,076 from 1990-93) and NC State's Chris Corchiani (1,038 from 1988-91) ... Clemson's Will Solomon was the only ACC player to score in double figures in every game ... Solomon's 14.6 ppg scoring increase (to 20.9 ppg from 6.3 ppg last season) was the highest in ACC history ... The ACC held a 5-4 edge in the inaugural ACC-Big Ten Challenge ... in a 102-56 win over Hampton (D10), Virginia scored the game's first 15 points before the Pirates even attempted a field goal.

1999-2000 Final Standings

Team	AP	Coach	W	ACC			Overall			
				L	For	Opp	W	L	For	Opp
Duke	1	4	15	1	89.6	74.4	29	5	88.0	71.3
Maryland	17	25	11	5	78.6	71.2	25	10	76.7	68.2
North Carolina	x	11	9	7	74.4	71.3	22	14	75.4	70.2
Virginia			9	7	80.4	80.4	19	11	84.2	77.9
Wake Forest			7	9	66.8	68.7	22	14	69.8	64.5
NC State			6	10	67.5	68.4	20	14	69.0	63.6
Florida State			6	10	64.7	72.9	12	17	64.6	70.2
Georgia Tech			5	11	63.4	70.6	13	17	70.6	71.4
Clemson			4	12	65.1	72.4	10	20	64.4	70.0

vs. Non-Conference: 91-42 (.684)

vs. Non-ACC Ranked Teams: 10-13

NCAA: (3 teams; 7-3)

NIT: (3 teams; 8-3 - Wake Forest champion)

Teams Ranked: Duke, Maryland, North Carolina, NC State, Wake Forest

2000 ACC Tournament, Charlotte, N.C. (March 9-10-11-12)

First Round - #7 Florida State d. #8 Georgia Tech 63-62; #1 Duke d. #9 Clemson 94-63.
Quarterfinals - #Wake Forest d. #4 North Carolina 58-52; #2 Maryland d. #7 Florida State 82-61; #6 NC State d. #3 Virginia 76-65.
Semifinals - Duke d. Wake Forest 82-73; Maryland d. NC State 64-61.
Finals - Duke d. Maryland 81-68.

All-Tournament - First Team - Jason Williams, Duke; Juan Dixon, Md.; Shane Battier, Duke; Lonny Baxter, Md.; Chris Carrawell, Duke.

Second Team - Terence Morris, Md.; Carlos Boozer, Duke; Mike Dunleavy, Duke; Damien Wilkins, NCS; Nate James, Duke.

Everett Case Award - Jason Williams, Duke (17.7 points; 9.0 assists)

All-Atlantic Coast Conference

First Team • unanimous

Chris Carrawell, Sr., Duke ... 309
Shane Battier, Jr., Duke ... 307
Juan Dixon, So., Md. ... 290
Will Solomon, So., Clem. ... 258
Lonny Baxter, So., Md. ... 247

Second Team

Terence Morris, Jr., Md. ... 216
Ed Cota, Sr., UNC ... 211
Donald Hand, Jr., UVA ... 167
Jason Collier, Sr., GT ... 156
Joseph Forte, Fr., UNC ... 137
Chris Williams, So., UVA ... 137

Third Team

Jason Williams, Fr., Duke ... 113
Darius Songaila, So., WF ... 91
Brendan Haywood, Jr., UNC ... 90
Ron Hale, Sr., FSU ... 88
Damous Anderson, Sr., FSU ... 83

Player of the Year: Chris Carrawell, Sr., Duke (82); Shane Battier, Jr., Duke (16); Will Solomon, So., Clem. (3); Juan Dixon, So., Md. (2); Lonnie Baxter, So., Md. (1).

Coach of the Year: Mike Krzyzewski, Duke (56); Gary Williams, Md. (29); Pete Gillen, UVA (15); Bobby Cremins, GT (1); Larry Shyatt, Clem. (1).

Rookie of the Year (5+): Joseph Forte, UNC (48); Jason Williams, Duke (43); Steve Blake, Md. (7).

Statistical Leaders

Scoring (NCAA rank)

Will Solomon, So., Clem. ... (16) 20.9
Juan Dixon, So., Md. ... (69) 18.0
Shane Battier, Jr., Duke ... 17.4
Jason Collier, Sr., GT ... 17.0
Chris Carrawell, Sr., Duke ... 16.9

Rebounding

Jason Collier, Sr., GT ... (27) 9.2
Lonny Baxter, So., Md. ... 8.8
Terence Morris, Jr., Md. ... 8.6
Travis Watson, Fr., UVA ... 8.3
Alvin Jones, Jr., GT ... 8.0

2001

Duke - ACC Champion & National Champion

Battier, Duke & Forte, UNC - ACC Co-Players of the Year
Chris Duhon, Duke - ACC Rookie of the Year
Paul Hewitt, GT - ACC Coach of the Year

The **Duke Blue Devils** brought home their third NCAA crown, beating Arizona 82-72 before nearly 46,000 at the Metrodome in Minneapolis ... Duke defeated Maryland in the semifinals, marking the third time since 1990 the ACC had placed two teams in the Final Four ... the Final Four appearance was the first for the Terps ... Duke also captured its third straight ACC championship, edging Maryland in the semifinals and downing North Carolina 79-53 in the title game ... the ACC Tournament at the Georgia Dome in Atlanta set NCAA records for total attendance (182,525), per session average (36,505) and single-session attendance (40,083) ... the league saw a tie in voting for ACC Player of the Year, with Duke's Shane Battier and North Carolina's Joseph Forte sharing the honor with 32 votes apiece ... Georgia Tech's Paul Hewitt was voted ACC Coach of the Year in his first season at the helm ... UNC head coach Matt Doherty, in his first season as head coach of his alma mater, was voted National Coach of the Year by the Associated Press ... Duke's previous two national titles came in 1991 and 1992, giving the Blue Devils three NCAA championships in 11 seasons under coach Mike Krzyzewski ... twelve of the ACC's 18 basketball teams (six men's and six women's) were involved in NCAA Tournament play in 2001, the most percentage-wise of any conference (.667) ... the 2000-01 season marked the first year of the "ACC Sunday Night" Games of the Week under a 10-year deal involving the conference, Fox Sports Net and Raycom/Jefferson Pilot ... Bob Harris, Duke's veteran play-by-play announcer, came down with the flu and missed his first game in 25 years - a 98-77 win over Georgia Tech (J20).

2000-01 Final Standings

Team	AP Coach	W	ACC			Overall				
			L	For	Opp	W	L	For	Opp	
Duke.....	1.....	1.....	13	3	93.2	74.9	35	4	90.7	70.5
North Carolina.....	6.....	10.....	13	3	80.4	74.0	26	7	79.1	70.9
Maryland.....	11.....	4.....	10	6	83.2	75.5	25	11	85.2	72.4
Virginia.....	16.....	21.....	9	7	79.9	79.8	20	9	85.0	74.8
Wake Forest.....	23.....	x.....	8	8	75.6	72.1	19	11	76.5	66.5
Georgia Tech.....			8	8	73.6	77.9	17	13	75.6	72.9
NC State.....			5	11	70.5	74.3	13	16	73.8	72.3
Florida State.....			4	12	67.4	79.0	9	21	69.5	76.3
Clemson.....			2	14	70.6	86.9	12	19	74.1	79.7

vs. Non-Conference: 95-30 (.760)

vs. Non-ACC Ranked Teams: 12-10

NCAA: (6 teams; 11-5 - Duke champion)

NIT: (no teams)

Teams Ranked: Duke, Maryland, North Carolina, Virginia, Wake Forest

2001 ACC Tournament, Atlanta, Ga. (March 8-9-10-11)

First Round - #9 Clemson d. #8 Florida State 66-64.
Quarterfinals - #1 N. Carolina d. #9 Clemson 99-81; #5 Georgia Tech d. #4 Virginia 74-69; #2 Duke d. #7 NC State 76-61; #3 Maryland d. #6 Wake Forest 71-53.
Semifinals - North Carolina d. Georgia Tech 70-63; Duke d. Maryland 84-82.
Finals - Duke d. North Carolina 79-53.

All-Tournament - First Team - Shane Battier, Duke; Jason Williams, Duke; Joseph Forte, UNC; Mike Dunleavy, Duke; Juan Dixon, Md.

Second Team - Brendan Haywood, UNC; Lonny Baxter, Md.; Alvin Jones, GT; Nate James, Duke; Jason Capel, UNC

Everett Case Award - Shane Battier, Duke (18.7 points; 8.3 rebounds)

All-Atlantic Coast Conference

First Team • unanimous

Shane Battier, Sr., Duke ... 222
Joseph Forte, So., UNC ... 222
Jason Williams, So., Duke ... 222
Juan Dixon, Jr., Md. ... 195
Alvin Jones, Sr., GT ... 155

Second Team

Will Solomon, Jr., Clem. ... 150
Brendan Haywood, Sr., UNC ... 134
Lonny Baxter, Jr., Md. ... 114
Josh Howard, So., WF ... 105
Travis Watson, So., UVA ... 102

Third Team

Chris Williams, Jr., UVA ... 91
Roger Mason, Jr., So., UVA ... 70
Terence Morris, Sr., Md. ... 62
Jason Capel, Jr., UNC ... 57
Nate James, Sr., Duke ... 49

Player of the Year: Shane Battier, Sr., Duke (32); Joseph Forte, So., UNC (32); Jason Williams, So., Duke (8).

Coach of the Year: Paul Hewitt, GT (41); Matt Doherty, UNC (26); Pete Gillen, UVA (5).

Rookie of the Year (2+): Chris Duhon, Duke (52); Tony Stockman, Clem. (8); Michael Joiner, FSU (6); Halston Lane, GT (2).

Statistical Leaders

Scoring

Jason Williams, So. Duke ... (15) 21.6
Joseph Forte, So. UNC ... (19) 20.9
Shane Battier, Sr., Duke ... (28) 19.9
Will Solomon, Jr., Clem. ... (32) 19.7
Juan Dixon, Jr., Md. ... 18.2

Rebounding

Alvin Jones, Sr., GT ... (10) 10.4
Travis Watson, So., UVA ... 9.1
Lonny Baxter, Jr., Md. ... 7.9
Terence Morris, Sr., Md. ... 7.7
Josh Shoemaker, Sr., WF ... 7.4



2002

Maryland - National Champion

Duke - ACC Champion

Juan Dixon, Maryland - ACC Player of the Year

Ed Nelson, GT - ACC Rookie; Gary Williams, Maryland - ACC Coach

Maryland delivered the ACC's second straight national title and ninth overall, downing Indiana 64-62 in the NCAA title game at Atlanta ... The Terps, who entered NCAA play as a No. 1 regional seed, reached the national title game by defeating the highest possible seeded team in each game, including fellow No. 1 seed Kansas by a 97-88 score in the NCAA semifinals ... Maryland's Juan Dixon was named MVP of the Final Four ... with the Terps' No. 1 ranking in the final USA Today/ESPN poll, the ACC became the first conference to finish a season with two different teams ranked No. 1 in the two major polls ... Duke was ranked No. 1 in the Associated Press poll ... Duke became the first team to win four straight ACC championships, downing NC State 91-61 in the tournament title game ... Duke became the first school in ACC history to place three players on the All-ACC first team as Jason Williams, Mike Dunleavy and Carlos Boozer were all selected ... Williams finished second to Maryland's Juan Dixon in balloting for ACC Player of the Year, but was later named the ACC's 15th consensus National Player of the Year ... top-ranked Duke's 99-78 win over No. 3 Maryland (J17) drew over three million viewers - the largest ESPN audience ever for a regular-season college basketball game ... Georgia Tech won eight of its final 11 ACC games to finish 7-9 in ACC play ... the Yellow Jackets' conference finish was the best ever for an ACC team after starting 0-7 in ACC play ... The ACC held a 5-3 edge in the ACC-Big Ten Challenge ... on Feb. 24, Duke trailed St. John's 20-13 with 13:00 left in the first half; the Blue Devils then out-scored the Red Storm 35-1 to take a 48-21 lead into the locker room at halftime.

2001-02 Final Standings

Team	AP Coach	W	ACC			W	Overall			
			L	For	Opp		L	For	Opp	
Maryland.....	4.....	1.....	15	1	90.5	77.1	32	4	85.0	70.9
Duke	1.....	5.....	13	3	91.0	72.8	31	4	88.9	69.2
Wake Forest.....			9	7	84.7	80.8	21	13	82.0	77.1
NC State.....	x.....	25.....	9	7	76.1	74.1	23	11	75.4	67.8
Virginia			7	9	76.6	79.3	17	12	79.6	74.3
Georgia Tech.....			7	9	76.1	77.9	15	16	76.5	76.6
North Carolina.....			4	12	73.8	84.6	8	20	72.2	78.9
Florida State.....			4	12	69.3	81.3	12	17	71.8	74.0
Clemson.....			4	12	75.1	85.4	13	17	75.2	76.8

vs. Non-Conference: 92-34 (.730)

vs. Non-ACC Ranked Teams: 13-9

NCAA: (4 teams; 10-3 - Maryland champion)

NIT: (1 team; 0-1)

Teams Ranked: Duke, Maryland, North Carolina, NC State, Virginia, Wake Forest

2002 ACC Tournament, Charlotte, N.C. (March 7-8-9-10)

First Round - #9 Florida State d. #8 Clemson 91-84.

Quarterfinals - #1 Maryland d. #9 Florida State 85-59; #4 NC State d. #5 Virginia 92-72; #2 Duke d. #7 North Carolina 60-48; #3 Wake Forest d. #6 Georgia Tech 92-83.

Semifinals - NC State d. Maryland 88-82; Duke d. Wake Forest 79-64.

Finals - Duke d. NC State 91-61.

All-Tournament - First Team - Carlos Boozer, Duke; Jason Williams, Duke; Anthony Grundy, NCS; Mike Dunleavy, Duke; Archie Miller, NCS.

Second Team - Steve Blake, Md.; Julius Hodge, NCS; Darius Songaila, WF; Chris Duhon, Duke; Marcus Melvin, NCS.

Everett Case Award - Carlos Boozer, Duke (18.0 points; 9.3 rebounds)

All-Atlantic Coast Conference

First Team • unanimous	Second Team	Third Team
Jason Williams, Jr., Duke •252	Lonny Baxter, Sr., Md..... 199	Josh Howard, Jr., WF 99
Juan Dixon, Sr., Md. •252	Darius Songaila, Sr., WF..... 185	Steve Blake, Jr., Md. 99
Mike Dunleavy, Jr., Duke ... 249	Roger Mason, Jr., UVA..... 147	Edward Scott, Jr., Clem. ... 59
Anthony Grundy, Sr., NCS ... 220	Tony Atkins, Sr., GT..... 141	Chris Wilcox, So., Md. 55
Carlos Boozer, Jr., Duke 211	Travis Watson, Jr., UVA..... 128	Jason Capel, Sr., UNC..... 39

Player of the Year: Juan Dixon, Sr., Md. (41); Jason Williams, Jr., Duke (38); Mike Dunleavy, Jr., Duke (4); Anthony Grundy, Sr., NCS (1).

Coach of the Year: Gary Williams, Md. (44); Herb Sendek, NCS (35); Paul Hewitt, GT (3);

Rookie of the Year (5+): Ed Nelson, GT (37); Julius Hodge, NCS (31); B.J. Elder, GT (5).

Statistical Leaders

Scoring (NCAA rank)

Jason Williams, Jr., Duke.....	(19)	21.3
Juan Dixon, Sr., Md.	(31)	20.4
Roger Mason, Jr., UVA.....		18.6
Carlos Boozer, Jr., Duke.....		18.2
Darius Songaila, Sr., WF.....		17.9

Rebounding

Travis Watson, Jr., UVA	(27)	9.7
Ray Henderson, Jr., Clem.		8.8
Carlos Boozer, Jr., Duke.....		8.7
Jason Capel, Sr., UNC.....		8.6
Lonny Baxter, Sr., Md.		8.2

2003

Duke - ACC Champion

Josh Howard, WF - ACC Player of the Year

Chris Bosh, GT - ACC Rookie of the Year

Skip Prosser - ACC Coach of the Year

The ACC Tournament returned to Greensboro for the first time since 1998 as the ACC celebrated its 50th Anniversary season ... Duke extended its record-setting streak of ACC titles to five with a come-from behind 84-77 win over fourth-seeded NC State ... freshman J.J. Redick led the Blue Devils' title-game charge by scoring 23 of his 30 points in the final 10:07 ... Wake Forest second-year coach Skip Prosser was the unanimous choice as ACC Coach of the Year, receiving all 92 media votes after leading the Demon Deacons to a first-place regular-season finish ... Wake's Josh Howard was a consensus All-American and the league's second unanimous ACC Player of the Year ... seven of the ACC's nine teams earned postseason bids, and it marked the 24th straight year the conference had placed at least two teams in the NCAA Tournament's "Sweet 16" ... Clemson's Edward Scott proved to be the ACC's "Iron Man," playing at least 40 minutes in 12 games and averaging 38.5 minutes played per contest ... Duke's Redick shot .919 from the foul line to set a new ACC record ... ACC Rookie of the Year Chris Bosh of Georgia Tech became the second freshman to lead the conference in field goal percentage (.560) ... Virginia beat North Carolina 79-72 (J11); the game marked the return of junior guard Majestic Mapp, who had missed the previous 70 games with a knee injury ... Maryland's Steve Blake finished his career third on the ACC career assists list and fifth on the NCAA chart with 972 ... Blake became the first player in ACC history to boast at least 1,000 points, 800 assists, 400 rebounds and 200 steals ... Wake Forest beat Maryland 81-72 (J15) stopping the Terps' 15-game ACC regular season win streak.

2002-03 Final Standings

Team	AP Coach	W	ACC				W	Overall		
			L	For	Opp	L		For	Opp	
Wake Forest.....	8.....	9.....	13	3	74.5	69.6	25	6	77.8	67.8
Maryland.....	17.....	17.....	11	5	79.3	69.3	21	10	79.7	66.7
Duke.....	7.....	7.....	11	5	78.7	71.8	26	7	81.1	69.6
NC State.....		9.....	7	7	68.9	68.3	18	13	72.5	68.3
Georgia Tech.....		7.....	9	7	73.3	71.6	16	15	74.1	69.8
Virginia.....		6.....	10	7	72.6	77.5	16	16	73.9	74.6
North Carolina.....		6.....	10	7	70.0	75.5	19	16	72.1	71.2
Clemson.....		5.....	11	6	64.0	71.1	15	13	68.4	68.1
Florida State.....		4.....	12	6	63.9	70.6	14	15	68.1	66.6

vs. Non-Conference: 107-30 (.781)

vs. Non-ACC Ranked Teams: 9-10

NCAA: (3 teams; 7-3)

NIT: (4 teams; 6-4)

Teams Ranked: Duke, Maryland, North Carolina, NC State, Virginia, Wake Forest

2003 ACC Tournament, Greensboro, N.C. (March 13-14-15-16)

First Round - #9 Florida State d. #8 Clemson 72-61

Quarterfinals - #1 Wake Forest d. #9 Florida State 69-61; #4 NC State d. #5 Georgia Tech 71-65; #7 North Carolina d. #2 Maryland 84-72; #3 Duke d. #6 Virginia 83-76.

Semifinals - NC State d. Wake Forest 87-83; Duke d. North Carolina 75-63.

Finals - Duke d. NC State 84-77.

All-Tournament - First Team - Daniel Ewing, Duke; Marcus Melvin, NCS; Josh Powell, NCS; Julius Hodge, NCS; Raymond Felton, UNC.

Second Team - J.J. Redick, Duke; Jawad Williams, UNC; Scooter Sherrill, NCS; Josh Howard, WF; Dahntay Jones, Duke.

Everett Case Award - Daniel Ewing, Duke (20.7 points; 3.0 rebounds).

All-Atlantic Coast Conference

First Team • unanimous	Second Team	Third Team
Josh Howard, Sr., WF •276	Drew Nicholas, Sr., Md. ... 212	J.J. Redick, Fr., Duke 98
Julius Hodge, So., NCS..... 263	Chris Bosh, Fr., GT..... 185	Ryan Randle, Sr., Md..... 95
Steve Blake, Sr., Md. 257	Travis Watson, Sr., UVA... 149	Chris Duhon, Jr., Duke..... 94
Dahntay Jones, Sr., Duke... 253	Tim Pickett, Jr., FSU..... 132	Raymond Felton, Fr., UNC... 81
Edward Scott, Jr., Clem. ... 245	Vytas Danelius, So., WF.. 128	B.J. Elder, So., GT..... 77

Player of the Year: Josh Howard, Sr., Wake Forest (92) - unanimous

Coach of the Year: Skip Prosser, Wake Forest (92) - unanimous

Rookie of the Year: Chris Bosh, GT (68); J.J. Redick, Duke (12); Raymond Felton, UNC (8); Rashad McCants, UNC (3); Justin Gray, WF (1)

Statistical Leaders

Scoring

Josh Howard, Sr., WF.....	(49)	19.5
Drew Nichols, Sr., Md.		17.8
Edward Scott, Jr., Clem.		17.7
Julius Hodge, So., NCS.....		17.7
Dahntay Jones, Sr., Duke.....		17.7

Rebounding

Travis Watson, Sr., UVA.....	(14)	10.4
Chris Bosh, Fr., GT.....		9.0
Josh Howard, Sr., WF.....		8.3
Vytas Danelius, So., WF.....		7.5
Ryan Randle, Sr., Md.....		7.2

2004

Maryland - ACC Champion
Julius Hodge, NCS - ACC Player of the Year
Chris Paul, WF - ACC Rookie of the Year
Herb Sendek, NCS - ACC Coach of the Year

Maryland broke Duke's recent lock on the ACC Tournament championship, scrapping past the five-time defending champion Blue Devils for a 95-87 overtime win in the title game ... the title was the third overall for the Terps, their first under head coach Gary Williams and their first since 1984 ... Maryland won the ACC Tournament as a No. 6 seed and handed Duke its first loss in the event since the 1998 finals ... the ACC placed two teams in the Final Four (Duke and Georgia Tech) for the second time in four years and fifth time overall ... the ACC became the first conference to have five teams enter the NCAA Tournament as top 16 seeds ... six ACC teams reached in the NCAA Tournament in all, posting a 14-6 combined record ... the conference was young this season, with the nine teams combining to start only seven seniors in the ACC Tournament ... of the 15 players voted All-ACC first-, second- or third-team, only three were seniors ... The ACC held a 7-2 edge in the ACC-Big Ten Challenge ... North Carolina became the first program in ACC history to boast the league leaders in scoring (Rashad McCants, 20.0), rebounding (Sean May, 9.8) and assists (Raymond Felton, 7.4).

2003-04 Final Standings

Team	AP	Coach	W	ACC			W	Overall		
				L	For	Opp		L	For	Opp
Duke	6	2	13	3	77.6	67.8	31	6	62.1	49.7
NC State	15	20	11	5	72.7	67.5	21	10	63.5	56.0
Wake Forest	17	15	9	7	82.2	80.4	21	10	72.9	65.5
Georgia Tech	14	3	9	7	75.6	73.4	28	10	61.7	52.3
North Carolina	18	22	8	8	81.7	79.6	19	11	74.8	67.7
Maryland	19	24	7	9	72.8	74.7	20	12	64.2	59.3
Florida State			6	10	67.9	68.3	19	14	64.8	58.3
Virginia			6	10	69.4	77.3	18	13	64.7	65.2
Clemson			3	13	58.9	69.9	10	18	62.9	68.0

vs. Non-Conference: 106-22 (.828)

vs. Non-ACC Ranked Teams: 13-12

NCAA: (6 teams; 14-6)

NIT: (2 teams; 2-2)

Teams Ranked: Duke, FSU, Georgia Tech, Maryland, UNC, NC State, Wake Forest

2004 ACC Tournament, Greensboro, N.C. (March 11-12-13-14)

First Round - #8 Virginia d. #9 Clemson 83-79.

Quarterfinals - #1 Duke d. #8 Virginia 84-74; #4 Georgia Tech d. #5 North Carolina 83-82; #2 NC State d. #7 Florida State 78-71; #6 Maryland d. #3 Wake Forest 87-86.

Semifinals - Duke d. Georgia Tech 85-71; Maryland d. NC State 85-82.

Finals - Maryland d. Duke 95-87 ot.

All-Tournament - First Team - John Gilchrist, Md.; Shelden Williams, Duke; Chris Duhon, Duke; Jamar Smith, Md.; Daniel Ewing, Duke.

Second Team - Julius Hodge, NCS; Luol Deng, Duke; Travis Garrison, Md.; B.J. Elder, GT; Chris Paul, WF.

Everett Case Award - John Gilchrist, Maryland (24.0 points, 6.3 assists)

All-Atlantic Coast Conference

First Team	• unanimous	Second Team	Third Team		
Rashad McCants, So., UNC	277	J.J. Redick, So., Duke.....	220	Chris Paul, Fr., WF	124
Julius Hodge, Jr., NCS	276	B.J. Elder, Jr., GT	197	Raymond Felton, So., UNC	115
Tim Pickett, Sr., FSU.....	264	Marcus Melvin, Sr., NCS.....	157	Luol Deng, Fr., Duke.....	111
Chris Duhon, Sr., Duke.....	252	Sean May, So., UNC	140	John Gilchrist, So., Md.	78
Justin Gray, Jr., WF	236	Shelden Williams, So., Duke.....	125	Jarrett Jack, So., GT	69

Player of the Year: Julius Hodge, Jr., NCS (52); Chris Duhon, Sr., Duke (31); Rashad McCants, So., UNC (5); Tim Pickett, Sr., FSU (4); J.J. Redick, So., Duke (1).

Coach of the Year: Herb Sendek, NCS (67); Paul Hewitt, GT (18); Mike Krzyzewski, Duke (4); Leonard Hamilton, FSU (2); Skip Prosser, WF (2).

Rookie of the Year: Chris Paul, WF (53); Luol Deng, Duke (40)

Statistical Leaders

Scoring (NCAA rank)

Rashad McCants, So., UNC	(26)	20.0
Julius Hodge, Jr., NCS		18.2
Justin Gray, So., WF		17.0
Tim Pickett, Sr., FSU		16.5
J.J. Redick, So., Duke		15.9

Rebounding

Sean May, So., UNC	(17)	9.8
Jamar Smith, Sr., Md.		8.8
Shelden Williams, So., Duke		8.5
Jamaal Levy, Jr., WF		8.4
Marcus Melvin, Sr., NCS		8.1

2005

North Carolina - National Champion
Duke - ACC Champion
J.J. Redick, Duke - ACC Player of the Year
Marvin Williams, UNC - ACC Rookie; Seth Greenberg, VT - ACC Coach

North Carolina claimed the ACC's third national title in five years and the league's 10th overall, downing top-ranked Illinois 75-70 in the NCAA title game in St. Louis ... Junior Sean May was voted the Final Four MVP after averaging 24 points and 8.5 rebounds in wins over Michigan State and the Illini ... the ACC Tournament set up shop in Washington, D.C., for the first time, and Duke claimed its sixth title in seven years with a 69-64 win over Georgia Tech in the championship game at the MCI Center ... with a 12-4 mark in NCAA Tournament play, the ACC was the nation's winningest conference ... Virginia Tech's Seth Greenberg was voted ACC Coach of the Year after leading the Hokies to their first postseason appearance since 1996 ... Duke, Georgia Tech, NC State and Wake Forest joined UNC in the NCAA Tournament ... Virginia Tech and Miami competed for the first time as ACC members ... the Hokies led all NCAA schools with an average home-game attendance increase of 3,063 ... the ACC ran its record to 6-0 in the ACC-Big Ten Challenge by winning seven of the nine games ... seven ACC players taken in the first round of the NBA Draft, tying for the second highest ever and including the UNC quartet of Marvin Williams, Raymond Felton, Sean May and Rashad McCants.

2004-05 Final Standings

Team	AP	Coach	W	ACC			W	Overall		
				L	For	Opp		L	For	Opp
North Carolina	2	1	14	2	87.0	69.6	33	4	88.0	70.3
Wake Forest	3	11	13	3	87.3	75.8	27	6	84.9	74.0
Duke	5	7	11	5	80.7	71.8	27	6	78.2	65.2
Georgia Tech			8	8	72.8	73.4	20	12	74.1	66.7
Virginia Tech			8	8	67.2	73.0	16	14	68.5	68.7
NC State	x	22	7	9	71.2	70.2	21	14	73.1	66.1
Miami			7	9	70.6	74.8	16	13	71.4	69.7
Maryland			7	9	79.6	83.3	19	13	81.9	76.0
Clemson			5	11	68.3	74.6	16	16	71.7	69.3
Virginia			4	12	70.1	81.0	14	15	72.8	76.0
Florida State			4	12	66.6	73.8	12	19	68.6	70.0

vs. Non-Conference: 121-34 (.781)

vs. Non-ACC Ranked Teams: 14-9

NCAA: (5 teams; 12-4 - North Carolina champion)

NIT: (2 teams; 3-2)

Teams Ranked: Duke, Georgia Tech, Maryland, UNC, NC State, UVa, Wake Forest

2005 ACC Tournament, Washington, D.C. (March 10-11-12-13)

First Round - #9 Clemson d. #8 Maryland 84-72; #7 NC State d. #10 Florida State 70-54; #11 Virginia d. #6 Miami 66-65.

Quarterfinals - #1 North Carolina d. #9 Clemson 88-81; #5 Georgia Tech d. #4 Virginia Tech 73-54; #7 NC State d. #2 Wake Forest 81-65; #3 Duke d. #11 Virginia 76-64.

Semifinals - Georgia Tech d. North Carolina 78-75; Duke d. NC State 76-69.

Finals - Duke d. Georgia Tech 69-64.

All-Tournament - First Team - J.J. Redick, Duke; Shelden Williams, Duke; Daniel Ewing, Duke; Will Bynum, GT; Raymond Felton, UNC

Second Team - Jarrett Jack, GT; Elian Evtimov, NCS; Julius Hodge, NCS; Shawan Robinson, Clem.; J.R. Reynolds, UVa.

Everett Case Award - J.J. Redick, Duke (25.3 points; 4.3 rebounds)

All-Atlantic Coast Conference

First Team	• unanimous	Second Team	Third Team		
J.J. Redick, Jr., Duke	•363	Guillermo Diaz, So., UM	243	Rashad McCants, Jr., UNC	170
Chris Paul, So., WF	355	Julius Hodge, Sr., NCS	227	Sharrod Ford, Sr., Clem.	131
Sean May, Jr., UNC	353	Eric Williams, Jr., WF	222	Nik Caner-Medley, Jr., Md.	110
Shelden Williams, Jr., Duke	353	Jarrett Jack, Jr., GT	200	Daniel Ewing, Sr., Duke	102
Raymond Felton, Jr., UNC	311	Justin Gray, Jr., WF	184	Jawad Williams, Sr., UNC	83

Player of the Year: J.J. Redick, Jr., Duke (68); Sean May, Jr., UNC (34); Chris Paul, So., WF (11); Raymond Felton, Jr., UNC (4); Shelden Williams, Jr., Duke (2); Guillermo Diaz, So., Miami (1); Rashad McCants, Jr., UNC (1).

Coach of the Year: Seth Greenberg, VT (58); Roy Williams, UNC (33); Mike Krzyzewski, Duke (15); Frank Haith, Miami (14); Skip Prosser, WF (1).

Rookie of the Year: Marvin Williams, UNC (106); Sean Singletary, UVa (14); Tom Hammond, Clem. (1)

Statistical Leaders

Scoring

J.J. Redick, Jr., Duke	(9)	21.8
Guillermo Diaz, So., UM	(41)	18.6
Sean May, Jr., UNC		17.5
Robert Hite, Jr., UM		17.3
Julius Hodge, Sr., NCS		17.0

Rebounding

Shelden Williams, Jr., Duke	(6)	11.2
Sean May, Jr., UNC	(9)	10.7
Sharrod Ford, Sr., Clem.		8.2
Elton Brown, Sr., UVa		8.1
Anthony King, So., UM		8.0

2006

Duke - ACC Champion
J.J. Redick, Duke - ACC Player of the Year
Tyler Hansbrough, UNC - ACC Rookie of the Year
Roy Williams, UNC - ACC Coach

Duke maintained its recent mastery of the ACC Tournament, edging Boston College 78-76 in the title game ... the Blue Devils' ACC championship was their seventh in eight years and 16th overall ... the Tournament was the 21st at the Greensboro's Coliseum ... Duke senior J.J. Redick became the ACC's all-time leading scorer with 2,769 career points, breaking the 51-year record of 2,587 held by Wake Forest's Dickie Hemric since 1955 ... with Boston College entering the league as a full-fledged member, the ACC completed its inaugural season as a 12-team conference ... a revised ACC Tournament format reflected the change with four first-round games on Thursday and four quarterfinal games on Friday for the first time ever ... Redick was consensus National Player of the Year ... UNC's Tyler Hansbrough was unanimously voted ACC Rookie of the Year and became the first freshman to be unanimously voted first-team All-ACC ... With a 34-14 mark in conference play over his first three years at North Carolina, ACC Coach of the Year Roy Williams became the winningest third-year coach in league history ... the ACC eclipsed the 2,000,000 mark in total attendance for the first time ever ... the ACC edged the Big Ten 6-5 in the ACC-Big Ten Challenge to win the event for the seventh straight year.

2005-06 Final Standings

Team	AP Coach	W	ACC				W	Overall			
			L	For	Opp			L	For	Opp	
Duke	1	7	14	2	83.5	73.9	32	4	81.1	68.1	
North Carolina	10	14	12	4	79.9	70.6	23	8	79.4	68.6	
Boston College	7	11	11	5	70.1	68.8	28	8	74.2	66.2	
NC State		10	6	6	75.8	73.8	22	10	74.5	67.4	
Florida State		9	7	7	74.9	74.2	20	10	76.7	69.2	
Maryland		8	8	8	72.1	76.2	19	13	78.3	73.5	
Virginia		7	9	9	66.7	71.5	15	15	67.9	67.7	
Miami		7	9	9	69.2	69.3	18	16	67.9	65.1	
Clemson		7	9	9	71.8	72.7	19	13	74.3	67.9	
Virginia Tech		4	12	6	68.1	71.1	14	16	68.7	65.2	
Georgia Tech		4	12	6	70.1	74.3	11	17	71.9	72.1	
Wake Forest		3	13	7	72.2	78.0	17	17	73.0	71.7	

vs. Non-Conference: 129-40 (.763)

vs. Non-ACC Ranked Teams: 6-13

NCAA: (4 teams; 6-4)

NIT: (6 teams; 4-6)

Teams Ranked: Boston College, Duke, Maryland, UNC, NC State, Wake Forest

2006 ACC Tournament, Greensboro, N.C. (March 9-10-11-12)

First Round - #8 Miami d. #9 Clemson 66-63; #12 Wake Forest d. #5 Florida State 78-66; #7 Virginia d. #10 Virginia Tech 60-56; #6 Maryland d. #11 Georgia Tech 82-64.
Quarterfinals - #1 Duke d. #8 Miami 80-76; #12 Wake Forest d. #4 NC State 82-71; #2 North Carolina 79 d. #7 Virginia 79-67; #3 Boston College d. #6 Maryland 80-66.
Semifinals - Duke d. Wake Forest 78-66; Boston College d. North Carolina 85-82.
Finals - Duke d. Boston College 78-76.

All-Tournament - First Team - J.J. Redick, Duke; Craig Smith, BC; Jared Dudley, BC; Shelden Williams, Duke; Tyler Hansbrough, UNC.

Second Team - Greg Paulus, Duke; Louis Hinnant, BC; Josh McRoberts, Duke; Reyshawn Terry, UNC; Eric Williams, WF.

Everett Case Award - J.J. Redick, Duke (23.7 points; 2.0 assists)

All-Atlantic Coast Conference

First Team • unanimous	Second Team	Third Team
J.J. Redick, Sr., Duke 324	Al Thornton, Jr., FSU 240	Eric Williams, Sr., WF 120
Tyler Hansbrough, Fr., UNC 324	Guillermo Diaz, Jr., Miami 207	Cameron Benneman, Sr., NCS 106
Shelden Williams, Sr., Duke 324	Justin Gray, Sr., WF 194	Robert Hite, Sr., Miami 104
Craig Smith, Sr., BC 304	Jared Dudley, Jr., BC 176	Nik Caner-Medley, Sr., Md. 84
Sean Singletary, So., UVA 262	David Noel, Sr., UNC 127	J.R. Reynolds, Jr., UVA 54
		Reyshawn Terry, Jr., UNC 54

Player of the Year: J.J. Redick, Sr., Duke (105); Tyler Hansbrough, Fr., North Carolina (3).

Coach of the Year: Roy Williams, UNC (94); Mike Krzyzewski, Duke (6); Dave Leitao, UVA (5); Leonard Hamilton, FSU (3).

Rookie of the Year: Tyler Hansbrough, Fr., North Carolina (108) - unanimous

Statistical Leaders

Scoring

J.J. Redick, Sr., Duke	(2)	26.8
Tyler Hansbrough, Fr., UNC	(48)	18.9
Shelden Williams, Sr., Duke		18.8
Justin Gray, Sr., WF		18.2
Sean Singletary, So., UVA		17.7

Rebounding

Shelden Williams, Sr., Duke	(13)	10.7
Craig Smith, Sr., BC	(29)	9.4
Eric Williams, Sr., WF		8.9
Akin Akingbala, Sr., Clem		8.2
Jeremis Smith, So., GT		8.2

2007

North Carolina - ACC Champion
Jared Dudley, BC - ACC Player of the Year
Brandon Wright, UNC - ACC Rookie of the Year
Dave Leitao, Virginia - ACC Coach of the Year

North Carolina won its first ACC Tournament championship since 1998, fending off rival NC State for an 89-80 win in the title game ... the Tar Heels' 16th conference title tied Duke for first on the all-time list ... the ACC Tournament was played in Florida for the first time, with Tampa's St. Pete Times Forum serving as host ... NC State's Sidney Lowe became the ninth man to coach in the ACC Tournament after first taking part in the event as a player ... for the first time in ACC Tournament history, the first four games were all won by lower seeds ... a league-record seven teams earned NCAA bids with Boston College, Duke, Georgia Tech, Maryland, Virginia and Virginia Tech joining UNC ... the ACC became the first conference in history to have 10 teams with 20 or more wins ... UNC's Tyler Hansbrough was consensus All-America, extending the ACC's nation's best mark to 36; the Big East ranked second with 20 ... Boston College's Jared Dudley became the first Eagle to be voted ACC Player of the Year ... Dave Leitao became the first Virginia coach since Terry Holland in 1982 to be named ACC Coach of the Year ... the ACC held an 8-3 edge in the ACC-Big Ten Challenge ... the ACC set a single-season attendance record by drawing 2,454,096 fans ... the ACC led all conferences with six players taken in the first round of the NBA Draft.

2006-07 Final Standings

Team	AP Coach	W	ACC				W	Overall			
			L	For	Opp			L	For	Opp	
North Carolina	4	5	11	5	84.4	71.6	31	7	92.8	68.6	
Virginia	x	24	11	5	72.4	70.8	21	11	77.0	70.8	
Maryland	18	23	10	6	77.2	73.1	25	9	79.0	67.5	
Virginia Tech	x	25	10	6	72.0	71.4	22	12	71.5	64.1	
Boston College		10	6	6	71.8	70.5	21	12	74.3	69.8	
Duke		8	8	8	70.9	67.8	22	11	70.4	62.0	
Georgia Tech		8	8	8	72.8	71.9	20	12	78.6	69.4	
Clemson		7	9	9	69.3	70.8	25	11	73.2	65.7	
Florida State		7	9	9	73.4	72.9	22	13	74.5	69.0	
NC State		5	11	6	67.5	74.4	20	16	71.7	71.5	
Wake Forest		5	11	6	68.1	76.8	15	16	73.8	76.4	
Miami		4	12	7	70.3	78.1	12	20	71.2	72.9	

vs. Non-Conference: 149-42 (.780)

vs. Non-ACC Ranked Teams: 9-13

NCAA: (7 teams; 7-7)

NIT: (3 teams; 8-3)

Teams Ranked: Clemson, BC, Duke, GT, Maryland, UNC, Virginia, Virginia Tech

2007 ACC Tournament, Tampa, Fla. (March 8-9-10-11)

First Round - #9 Florida State d. #8 Clemson 67-66; #12 Miami d. #5 Maryland 67-62; #10 NC State d. #7 Duke 85-80 ot; #11 Wake Forest d. #6 Georgia Tech 114-112 2ot.
Quarterfinals - #1 N. Carolina d. #9 Florida State 73-58; #4 Boston College d. #12 Miami 74-71 ot; #10 NC State d. #2 Virginia 79-71; #3 Virginia Tech d. #11 Wake Forest 71-52.
Semifinals - North Carolina d. Boston College 71-56; NC State d. Virginia Tech 72-64.
Finals - North Carolina d. NC State 89-80.

All-Tournament - First Team - Brandon Wright, UNC; Wayne Ellington, UNC; Ty Lawson, UNC; Brandon Costner, NCS; Gavin Grant, NCS.

Second Team - Courtney Fells, NCS; Ben McCauley, NCS; Engin Atsur, NCS; Al Thornton, FSU; Tyrese Rice, BC.

Everett Case Award - Brandon Wright, North Carolina (15.7 points; 3.7 rebounds)

All-Atlantic Coast Conference

First Team • unanimous	Second Team	Third Team
Jared Dudley, Sr., BC 318	J.R. Reynolds, Sr., UVA 232	Kyle Visser, Sr., WF 120
Tyler Hansbrough, So., NC. 318	D.J. Strawberry, Sr., Md. 180	Javaris Crittenton, Fr., GT 104
Al Thornton, Sr., FSU 318	Tyrese Rice, So., BC 177	Brandon Costner, Fr., NCS 94
Sean Singletary, Jr., UVA 312	Josh McRoberts, So., Duke 159	Jamon Gordon, Sr., VT 61
Zabian Dowdell, Sr., VT 286	Brandon Wright, Fr., UNC 150	Jack McClinton, So., Miami 48

Player of the Year: Jared Dudley, Sr., BC (45); Al Thornton, Sr., FSU (30); Tyler Hansbrough, So., UNC (19); Sean Singletary, UVA (12).

Coach of the Year: Dave Leitao, UVA (64); Gary Williams, Md. (19); Seth Greenberg, VT (15); Roy Williams, UNC (4); Al Skinner, BC (3); Sidney Lowe, NCS (1).

Rookie of the Year: Brandon Wright, UNC (49); Javaris Crittenton, GT (27); Brandon Costner, NCS (23).

Statistical Leaders

Scoring

Al Thornton, Sr., FSU	(29)	19.7
Jared Dudley, Sr., BC	(38)	19.0
Sean Singletary, Jr., UVA	(39)	19.0
Tyler Hansbrough, So., UNC	(54)	18.4
J.R. Reynolds, Sr., UVA	(55)	18.4

Rebounding

Jared Dudley, Sr., BC	(54)	8.3
Tyler Hansbrough, So., UNC	(72)	7.9
Josh McRoberts, So., Duke	(75)	7.9
Ekene Ibekwe, Sr., Md.	(91)	7.8
Kyle Visser, Sr., WF		7.4

2008

North Carolina - ACC Champion
Tyler Hansbrough, UNC - ACC Player of the Year
Kyle Singler, Duke - ACC Rookie of the Year
Seth Greenberg, VT - ACC Coach of the Year

North Carolina captured its second straight ACC Tournament title and league-best 17th overall, defeating Clemson 86-81 for the championship in Charlotte's Bobcats Arena ... the runner-up Tigers were playing in the championship game for the second time and the first since 1962 ... North Carolina, Clemson, Duke and Miami landed spots in the NCAA Tournament, with the Tar Heels advancing to the Final Four for the 17th time ... UNC's Tyler Hansbrough, with league bests of 22.6 ppg and 10.2 rpg, was the consensus National Player of the Year and unanimous ACC Player of the Year ... the ACC placed a total of eight teams in postseason play as Virginia Tech, Maryland and Florida State earned NIT bids and Virginia played in the inaugural CBI ... with a 6-4 record, the ACC extended its non-losing streak in NCAA Tournament play to a national-best 21 straight years ... two players topped the 40-point mark, with Boston College's Tyrese Rice tallying 46 against North Carolina and Virginia's Sean Singletary 41 vs. Miami; both games were played on March 1 ... Singletary was the only Division I player with a 40-point game, 10-rebound game and 10-assist game ... ACC won its ninth straight ACC-Big Ten Challenge, holding an 8-3 edge ... NC State's J.J. Hickson set an ACC freshman record with 31 points in his first college game against William & Mary (N15).

2007-08 Final Standings

Team	AP Coach	W	ACC			W	Overall			
			L	For	Opp		L	For	Opp	
North Carolina.....	1.....	3.....	14	2	87.2	75.9	36	3	88.6	72.5
Duke.....	9.....	16.....	13	3	83.8	74.4	28	6	83.2	69.4
Clemson.....	22.....	x.....	10	6	77.8	72.8	24	10	79.2	69.8
Virginia Tech.....			9	7	72.0	72.2	21	14	70.2	64.7
Miami.....			8	8	74.8	75.8	23	11	74.8	67.9
Maryland.....			8	8	75.2	75.7	19	15	73.0	69.8
Georgia Tech.....			7	9	77.4	77.6	15	17	77.6	76.0
Wake Forest.....			7	9	73.9	76.4	17	13	72.2	69.4
Florida State.....			7	9	69.4	73.2	19	15	72.1	69.0
Virginia.....			5	11	73.9	77.7	17	16	76.8	74.8
Boston College.....			4	12	72.8	77.4	14	17	71.1	72.4
NC State.....			4	12	68.4	77.4	15	16	67.3	69.7

vs. Non-Conference: 141-46 (.754)

vs. Non-ACC Ranked Teams: 7-12

NCAA: (4 teams; 6-4)

NIT: (3 teams; 3-3)

Teams Ranked: Clemson, Duke, Miami, North Carolina, NC State, Virginia

2008 ACC Tournament, Charlotte, N.C. (March 13-14-15-16)

First Round - #9 Florida State d. #8 Wake Forest 70-60; #5 Miami d. #12 NC State 63-50; #7 Georgia Tech d. #10 Virginia 94-76; #11 Boston College d. #6 Maryland 71-68.
Quarterfinals - #1 N. Carolina d. #9 Florida State 82-70; #4 Virginia Tech d. #5 Miami 63-49; #2 Duke d. #7 Georgia Tech 82-70; #3 Clemson d. #11 Boston College 82-48.
Semifinals - North Carolina d. Virginia Tech 68-66; Clemson d. Duke 78-74.
Finals - North Carolina d. Clemson 86-81.

All-Tournament - First Team - Tyler Hansbrough, UNC; Wayne Ellington, UNC; Marcus Ginyard, UNC; K.C. Rivers, Clem.; Trevor Booker, Clem.

Second Team - James Mays, Clem.; Cliff Hammonds, Clem.; DeMarcus Nelson, Duke; Malcolm Delaney, VT; A.D. Vassallo, VT.

Everett Case Award - Tyler Hansbrough, North Carolina (22.8 points; 8.7 rebounds)

All-Atlantic Coast Conference

First Team • unanimous	Second Team	Third Team
Tyler Hansbrough, Jr., NC... • 270	Greivis Vasquez, So., Md. ... 199	Kyle Singler, Fr., Duke 107
Tyrese Rice, Jr., BC..... 261	James Gist, Sr., Md. 186	Cliff Hammonds, Sr., Clem... 101
Sean Singletary, Sr., Uva... 257	Wayne Ellington, So., UNC.. 158	Toney Douglas, Jr., FSU 98
DeMarcus Nelson, Sr., Duke... 250	A.D. Vassallo, Jr., VT 120	James Johnson, Fr., WF 69
Jack McClinton, Jr., Miami... 208	K.C. Rivers, Jr., Clem. 115	Greg Paulus, Jr., Duke..... 64

Player of the Year: Tyler Hansbrough, Jr., UNC (•90)

Coach of the Year: Seth Greenberg, VT (25); Frank Haith, Miami (23); Roy Williams, UNC (17); Oliver Purnell, Clem. (15); Mike Krzyzewski, Duke (8); Dino Gaudio, WF (2)

Rookie of the Year: Kyle Singler, Duke (44); James Johnson, WF (30); J.J. Hickson, NCS (11).

Statistical Leaders

Scoring

Tyler Hansbrough, Jr., UNC . (12)	22.6
Tyrese Rice, Jr., BC..... (20)	21.0
Sean Singletary, Sr. Uva..... (36)	19.8
Jack McClinton, Jr., UM.....	17.7
Greivis Vasquez, So., Md.	17.0

Rebounding

Tyler Hansbrough, Jr., UNC . (17)	10.2
J.J. Hickson, Fr., NCS (50)	8.5
James Johnson, Fr., WF.....	8.1
James Gist, Sr., Md.	7.9
Jeff Allen, Fr., VT.....	7.6

2009

North Carolina - National Champion
Duke - ACC Champion
Ty Lawson, UNC - ACC Player of the Year
Sylvan Landesberg, UVA - ACC Rookie; Leonard Hamilton ACC Coach

North Carolina captured the ACC's fourth national title in nine years and the 11th overall, downing Michigan State 89-72 before 72,922 in Detroit's Ford Field ... the Tar Heels' Wayne Ellington was named the Final Four MOP who averaged 19.5 points per game in wins over the Spartans and Villanova ... Duke, behind ACC Tournament MVP Jon Scheyer, won its 17th ACC championship with a 79-69 victory over Florida State, which had advanced to the ACC title game for the first time with wins over Georgia Tech and the top-seeded Tar Heels ... seven ACC teams - Boston College, Clemson, Duke, Florida State, Maryland, North Carolina and Wake Forest - earned NCAA berths while Virginia Tech and Miami participated in the NIT ... the ACC won its 10th straight ACC-Big Ten Challenge, holding a 6-5 edge ... UNC's Tyler Hansbrough, a three-time first-team consensus All-American, finished his career as the ACC's all-time leading scorer with 2,872 points ... Maryland's Greivis Vasquez turns in the ACC's 23rd triple-double with 35 points, 11 rebounds and 10 assists in an 88-85 overtime win over North Carolina (F21) ... the ACC Tournament returned to Atlanta's Georgia Dome for the second time and becomes the second-most attended conference basketball tournament in NCAA history with 158,112 spectators in the four days.

2008-09 Final Standings

Team	AP Coach	W	ACC			W	Overall			
			L	For	Opp		L	For	Opp	
North Carolina.....	2.....	1.....	13	3	87.2	76.3	34	4	89.8	72.0
Duke.....	6.....	11.....	11	5	75.1	68.4	30	7	77.5	65.9
Wake Forest.....	12.....	20.....	11	5	79.3	75.1	24	7	81.0	70.7
Florida State.....	16.....	22.....	10	6	70.0	68.1	25	10	68.3	64.9
Clemson.....	24.....	x.....	9	7	77.1	72.1	23	9	78.3	68.0
Boston College.....			9	7	73.2	74.6	22	12	74.4	70.5
Maryland.....			7	9	69.8	74.5	21	14	71.8	69.1
Virginia Tech.....			7	9	72.3	75.2	19	15	72.6	70.7
Miami.....			7	9	71.2	72.0	19	13	72.7	66.3
NC State.....			6	10	72.4	76.4	16	14	73.0	69.6
Virginia.....			4	12	67.1	74.3	10	18	70.0	72.5
Georgia Tech.....			2	14	68.3	76.1	12	19	71.2	71.5

vs. Non-Conference: 148-35 (.809)

vs. Non-ACC Ranked Teams: 12-11

NCAA: (7 teams; 9-6 - North Carolina champion)

NIT: (2 teams; 2-2)

Teams Ranked: BC, Clemson, Duke, Florida State, Miami, UNC, Wake Forest

2009 ACC Tournament, Atlanta, Ga. (March 12-13-14-15)

First Round - #8 Virginia Tech d. #9 Miami 65-47; #12 Georgia Tech d. #5 Clemson 86-81; #7 Maryland d. #10 NC State 74-69; #6 Boston College d. #11 Virginia 76-63.
Quarterfinals - #1 N. Carolina d. #8 Virginia Tech 79-76; #4 Florida State d. #12 Georgia Tech 64-62; #7 Maryland d. #2 Wake Forest 75-64; #3 Duke d. #6 Boston College 66-65.
Semifinals - Florida State d. North Carolina 73-70; Duke d. Maryland 67-61.
Finals - Duke d. Florida State 79-69.

All-Tournament - First Team - Toney Douglas, FSU; Jon Scheyer, Duke; Kyle Singler, Duke; Tyler Hansbrough, UNC; Gerald Henderson, Duke.

Second Team - Greivis Vasquez, Md.; Lewis Clinch, GT; Wayne Ellington, UNC; Solomon Alabi, FSU; Eric Hayes, Md.

Everett Case Award - Jon Scheyer, Duke (21.7 points; 4.0 rebounds)

All-Atlantic Coast Conference

First Team • unanimous	Second Team	Third Team
Tyler Hansbrough, Sr., UNC • 228	Jeff Teague, So., WF 185	James Johnson, So., WF..... 100
Toney Douglas, Sr., FSU 226	Trevor Booker, Jr., Clem. 156	Malcolm Delaney, So., VT 83
Ty Lawson, Jr., UNC 224	Tyrese Rice, Sr., BC 151	A.D. Vassallo, Sr., VT 81
Gerald Henderson, Jr., Duke... 210	Kyle Singler, So., Duke..... 128	Danny Green, Sr., UNC..... 48
Jack McClinton, Sr., Miami... 188	Greivis Vasquez, Jr., Md..... 116	Gani Lawal, So., GT..... 46

Player of the Year: Ty Lawson, Jr., UNC (31); Toney Douglas, Sr., FSU (27); Tyler Hansbrough, Sr., UNC (13).

Coach of the Year: Leonard Hamilton, FSU (55); Al Skinner, BC (10); Dino Gaudio, WF (2); Oliver Purnell, Clem., (2); Roy Williams, UNC (2); Gary Williams, Md. (1).
Rookie of the Year: Sylvan Landesberg, UVA (55); Al-Farouq Aminu, WF (20).

Statistical Leaders

Scoring

Toney Douglas, Sr., FSU..... (16)	21.5
Tyler Hansbrough, Sr., UNC..... (20)	20.7
Jack McClinton, Sr., UM (37)	19.3
A.D. Vassallo, Sr., VT (41)	19.1
Jeff Teague, So., WF..... (46)	18.8

Rebounding

Trevor Booker, Jr., Clem. (22)	9.7
Gani Lawal, So., GT..... (25)	9.5
James Johnson, So., WF (25)	8.5
Jeff Allen, So., VT..... (25)	8.4
Al-Farouq Aminu, Fr., WF..... (25)	8.2



2010

Duke - ACC Champion & National Champion
Greivis Vasquez, Md. - ACC Player of the Year
Derrick Favors, GT - ACC Rookie of the Year
Gary Williams, Md. - ACC Coach of the Year

Duke claimed its fourth NCAA National Championship, defeating Butler 61-59, before 70,930 in Indianapolis' Lucas Oil Stadium ... the Blue Devils have won NCAA titles in three consecutive decades in 1991, 1992, 2001 and 2010 ... Duke's Kyle Singler averaged 20.0 points and 8.5 rebounds en route to being named the Most Outstanding Player of the Final Four ... Duke also captured its ninth ACC title in 12 years and a league-best 18th overall, defeating seventh-seeded Georgia Tech 65-61 for the ACC championship in Greensboro ... the Yellow Jackets were playing in the championship game for the first time since 2005 and seventh time overall ... six ACC teams - Duke, Clemson, Florida State, Georgia Tech, Maryland and Wake Forest - landed spots in the NCAA Tournament ... three league teams - North Carolina, NC State and Virginia Tech - earned NIT bids, with the Tar Heels advancing to the championship game before losing to Dayton ... Maryland's Greivis Vasquez and Gary Williams, were named ACC Player and Coach of the Year, respectively, while Georgia Tech's Derrick Favors earned league Rookie of the Year honors ... with a 9-5 record, the ACC extended its non-losing streak in NCAA Tournament play to a national-best 22 straight years ... for the second time in four years, 10 ACC teams finished the season with 20 or more wins.

2009-10 Final Standings

Team	AP Coach	W	ACC			W	Overall		
			L	For	Opp		L	For	Opp
Duke	3.....1	13	3	73.5	61.9	35	5	77.0	61.0
Maryland.....	20.....18	13	3	77.9	70.4	24	9	79.7	68.3
Florida State.....		10	6	64.9	63.2	22	10	68.2	60.4
Virginia Tech.....		10	6	72.2	70.8	25	9	72.7	65.1
Wake Forest.....		9	7	69.5	69.7	20	11	72.8	69.5
Clemson.....		9	7	68.3	66.1	21	11	73.4	64.5
Georgia Tech.....		7	9	70.8	71.6	23	13	72.8	65.7
Boston College.....		6	10	65.1	68.3	15	16	69.2	66.1
North Carolina.....		5	11	66.8	72.4	20	17	74.5	71.9
Virginia.....		5	11	62.8	67.5	15	16	65.5	63.6
NC State.....		5	11	65.4	70.0	20	16	66.6	64.5
Miami.....		4	12	65.6	70.7	20	13	72.4	64.7

vs. Non-Conference: 153-39 (.797)

vs. Non-ACC Ranked Teams: 11-12

NCAA: (6 teams; 9-5 - Duke champion)

NIT: (3 teams; 7-3)

Teams Ranked: Clemson, Duke, FSU, GT, Maryland, Miami, UNC, WF

2010 ACC Tournament, Greensboro, N.C. (March 11-12-13-14)

First Round - #9 Virginia d. #8 Boston College 68-62; #12 Miami d. #5 Wake Forest 83-62; #7 Georgia Tech d. #10 North Carolina 62-58; #11 NC State d. #6 Clemson 59-57.
Quarterfinals - #1 Duke d. #9 Virginia 57-46; #12 Miami d. #4 Virginia Tech 70-65; #7 Georgia Tech d. #2 Maryland 69-64; #11 NC State d. #3 Florida State 58-52.
Semifinals - #1 Duke d. #12 Miami 77-74; #7 Georgia Tech d. #11 NC State 57-54.
Finals - #1 Duke d. #7 Georgia Tech 65-61.

All-Tournament - First Team - Kyle Singler, Duke; Nolan Smith, Duke; Jon Scheyer, Duke; Derrick Favors, GT; Durand Scott, Miami.

Second Team - Gani Lawal, GT; Iman Shumpert, GT; Reggie Johnson, Miami; Tracy Smith, NCS; Scott Wood, NCS.

Everett Case Award - Kyle Singler, Duke (21.7 points, 8.3 rebounds)

All-Atlantic Coast Conference

First Team • unanimous	Second Team	Third Team
Greivis Vasquez, Sr., Md. • 159	Al-Farouq Aminu, So., WF 126	Gani Lawal, Jr., GT 73
Jon Scheyer, Sr., Duke • 159	Nolan Smith, Jr., Duke 104	Dorenzo Hudson, Jr., VT 51
Malcolm Delaney, Jr., VT • 159	Sylvan Landesberg, So., UVa 95	Chris Singleton, So., FSU 50
Trevor Booker, Sr., Clem 137	Tracy Smith, Jr., NCS 82	Joe Trapani, Jr., BC 38
Kyle Singler, Jr., Duke 134	Ishmael Smith, Sr., WF 76	Solomon Alabi, So., FSU 30

Player of the Year: Greivis Vasquez, Md. (39); Jon Scheyer, Duke (12); Malcolm Delaney, VT (2)

Coach of the Year: Gary Williams, Md. (42); Mike Krzyzewski, Duke (8); Seth Greenberg, VT (2); Leonard Hamilton (1).

Rookie of the Year: Derrick Favors, GT (45); Jordan Williams, Md. (6); Durand Scott, Miami (1); Glen Rice, Jr., GT (1)

Statistical Leaders

Scoring

Malcolm Delaney, Jr., VT (26)	20.2
Greivis Vasquez, Sr., Md. (35)	19.6
Jon Scheyer, Sr., Duke (18)	18.2
Kyle Singler, Jr., Duke (17)	17.7
Nolan Smith, Jr., Duke (17)	17.4

Rebounding

Al-Farouq Aminu, So., WF (12)	10.7
Jordan Williams, Fr., Md. (8)	8.6
Gani Lawal, Jr., GT (8)	8.5
Derrick Favors, Fr., GT (8)	8.4
Trevor Booker, Sr., Clem (8)	8.4

2011

Duke - ACC Champion
Nolan Smith, Duke - ACC Player of the Year
Harrison Barnes, UNC - ACC Rookie of the Year
Roy Williams, UNC - ACC Coach of the Year

Duke claimed its third-straight ACC championship, 10th in 13 years, and 19th overall, with a 75-58 victory over North Carolina ... Duke's Kyle Singler finished eighth among ACC career scoring leaders with 2,392 points while Virginia Tech's Malcolm Delaney was 14th (2,255) ... Singler became only the 10th player in league annals to have 2,000 points and 1,000 rebounds in his career ... Virginia Tech's Jeff Allen became the first player in ACC history with at least 1,500 points, 1,000 rebounds, 200 steals and 150 blocks in his career ... Wake Forest's Travis McKie became only the 10th freshman in ACC history to lead his team in both scoring (13.0) and rebounding (7.7) ... Wake Forest's Travis McKie became only the 10th freshman in ACC history to lead his team in both scoring (13.0) and rebounding (7.7) ... Maryland's Jordan Williams led the ACC, and tied for second nationally, with 25 double-doubles ... Georgia Tech's Iman Shumpert became only the seventh player in ACC history to lead his team in scoring (17.3), rebounding (5.9) and assists (3.5) in the same season ... Duke's Mike Krzyzewski finished the season with 900 career victories in 36 seasons as a head coach ... with an 8-4 record, the ACC extended its non-losing streak in NCAA Tournament play to a national-best 23 straight years.

2010-11 Final Standings

Team	AP Coach	W	ACC				W	Overall			
			L	For	Opp	L		For	Opp		
North Carolina.....	7.....	8.....	14	2	74.4	66.6	29	8	77.5	68.8	
Duke.....	3.....	7.....	13	3	74.3	63.6	32	5	80.9	64.7	
Florida State.....	19.....	11	5	68.2	65.2	23	11	69.1	62	
Virginia Tech.....	9	7	70.2	66.1	22	12	70.3	62.7	
Clemson.....	9	7	66.6	62.6	22	12	68.5	61.4	
Boston College.....	9	7	69.4	69.4	21	13	71.8	69.3	
Maryland.....	7	9	72.8	72.6	19	14	76.8	67.6	
Virginia.....	7	9	59.3	62.2	16	15	61.9	62.4	
Miami.....	6	10	66.9	68.8	21	15	71.6	67.6	
NC State.....	5	11	68.9	73.8	15	16	70.7	70.5	
Georgia Tech.....	5	11	67.1	68.9	13	18	67.8	67.1	
Wake Forest.....	1	15	61.6	80.1	8	24	67.2	77.2	

vs. Non-Conference: 134-56 (.705)

vs. Non-ACC Ranked Teams: 8-17

NCAA: (4 teams; 9-5)

NIT: (3 teams; 4-3)

Teams Ranked: Duke, Florida State, North Carolina, Virginia Tech

2011 ACC Tournament, Greensboro, N.C. (March 10-11-12-13)

First Round - #9 Miami d. #8 Virginia 69-62 ot; #5 Boston College d. #12 Wake Forest 81-67; #7 Maryland d. #10 NC State 75-67; #6 Virginia Tech d. #11 Georgia Tech 59-43.
Quarterfinals - #1 North Carolina d. #9 Miami 61-59; #4 Clemson d. #5 Boston College; #2 Duke d. #7 Maryland 87-71; #6 Virginia Tech d. #3 Florida State 52-51.
Semifinals - #1 North Carolina d. #4 Clemson 92-87 ot; #2 Duke d. #6 Virginia Tech 77-63.
Finals - #2 Duke d. #1 North Carolina 75-58.

All-Tournament - First Team - Nolan Smith, Duke; Harrison Barnes, UNC; Kyle Singler, Duke; Demontez Stitt, Clem.; Tyler Zeller, UNC.

Second Team - John Henson, UNC; Seth Curry, Duke; Malcolm Delaney, VT; Miles Plumlee, Duke; Kendall Marshall, UNC.

Everett Case Award - Nolan Smith (18.0 points, 6.0 assists)

All-Atlantic Coast Conference

First Team • unanimous	Second Team	Second Team
Nolan Smith, Sr., Duke • 225	Tyler Zeller, Jr., UNC 161	Chris Singleton, Jr., FSU 126
Jordan Williams, So., Md. 210	John Henson, So., UNC 148	Demontez Stitt, Sr., Clem 81
Malcolm Delaney, Sr., VT 202	Harrison Barnes, Fr., UNC 145	Joe Trapani, Sr., BC 63
Kyle Singler, Sr., Duke 199	Iman Shumpert, Jr., GT 132	Malcolm Grant, Jr., Miami 62
Reggie Jackson, Jr., BC 190	Jeff Allen, Sr., VT 131	Kendall Marshall, Fr., UNC 45

Player of the Year: Nolan Smith, Duke (73); Kyle Singler, Duke (1); Jordan Williams, Md. (1).

Coach of the Year: Roy Williams, UNC (52); Brad Brownell, Clem. (8); Steve Donahue, BC (6); Leonard Hamilton, FSU (4); Mike Krzyzewski, Duke (3); Seth Greenberg, VT (1); Tony Bennett, Uva (1).

Rookie of the Year: Harrison Barnes, UNC (64); Kendall Marshall, UNC (7); Travis McKie, WF (1); Terrell Stoglin, Md. (1).

Statistical Leaders

Scoring

Nolan Smith, Sr., Duke (16)	20.6
Malcolm Delaney, Sr., VT (44)	18.7
Reggie Jackson, Jr., BC (18)	18.2
Iman Shumpert, Jr., GT (17)	17.3
Kyle Singler, Sr., Duke (16)	16.9

Rebounding

Jordan Williams, Md. (3)	11.8
John Henson, UNC (21)	10.1
Jeff Allen, VT (26)	9.7
Reggie Johnson, UM (28)	9.6
Mason Plumlee, Duke (8)	8.4



2012 Florida State - ACC Champion Tyler Zeller, UNC - ACC Player of the Year Austin Rivers, Duke - ACC Rookie of the Year Leonard Hamilton, FSU - ACC Coach of the Year

Florida State, behind the play of Tournament MVP Michael Snaer, claimed its first-ever ACC title with an 85-82 win over fourth-ranked North Carolina in the finals of the ACC Tournament, held at Philips Arena in Atlanta, Ga. ... Snaer averaged 18.0 ppg and 3.3 apg to lead the 17th-ranked Seminoles to the championship game for the second time in four years following victories over Miami and No. 6 Duke ... five ACC teams - Duke, Florida State, UNC, NC State and Virginia - earned NCAA berths ... three ACC teams - UNC (4), Duke (8) and Florida State (10) - were ranked in the final AP poll for the eighth time overall ... FSU's Leonard Hamilton was named ACC Coach of the Year ... UNC's Tyler Zeller was selected ACC Player of the Year while teammate John Henson was tabbed as the ACC Defensive Player of the Year ... Duke's Austin Rivers was selected ACC Rookie of the Year ... North Carolina led the nation in rebound margin (+10.5) ... Maryland's Terrell Stoglin led the ACC and was sixth nationally in scoring (21.6) ... NC State's Scott Wood set an ACC record with 66 consecutive free throws made ... UNC's Kendall Marshall set three ACC single-season assist records - total assists (351), assists per game (9.8) and games with 10 or more assists (17).

2011-12 Final Standings

Team	AP Coach	W	ACC				W	Overall			
			L	For	Opp			L	For	Opp	
North Carolina	4	6	14	2	76.9	65.6	32	6	81.3	67.1	
Duke	8	14	13	3	75.4	68.6	27	7	77.3	68.6	
Florida State	10	15	12	4	68.2	63.4	25	10	69.8	62.9	
Virginia		9	7	59.9	55.7		22	10	62.5	54.2	
NC State	20	9	7	70.2	68.0		24	13	72.9	67.6	
Miami		9	7	70.2	65.7		20	13	70.7	66.1	
Clemson		8	8	65.4	62.9		16	15	64.5	60.6	
Maryland		6	10	67.8	72.5		17	15	68.7	70.7	
Virginia Tech		4	12	59.9	64.5		16	17	65.1	62.3	
Wake Forest		4	12	61.4	70.2		13	18	65.5	70.4	
Georgia Tech		4	12	58.6	65.5		11	20	60.2	62.6	
Boston College		4	12	56.9	68.2		9	22	59.1	68.5	

vs. Non-Conference: 125-58 (.683)

vs. Non-ACC Ranked Teams: 8-17

NCAA: (4 teams; 8-4)

NIT: (1 team; 1-1)

Teams Ranked: Duke, Florida State, North Carolina, NC State, Virginia

2012 ACC Tournament, Atlanta, Ga. (March 8-9-10-11)

First Round - #8 Maryland d. #9 Wake Forest 82-60; #5 NC State d. #12 Boston College 78-57; #10 Virginia Tech d. #7 Clemson 68-63; #6 Miami d. #11 Georgia Tech 54-36.
Quarterfinals - #1 North Carolina d. #8 Maryland 85-69; #5 NC State d. #4 Virginia 67-64; #2 Duke d. #10 Virginia Tech 60-56; #3 Florida State d. #6 Miami 82-71.
Semifinals - #1 North Carolina d. #5 NC State 69-67; #3 Florida State d. #2 Duke 62-59.
Finals - #3 Florida State d. #1 North Carolina 85-82.

All-Tournament - First Team - Michael Snaer, FSU; Tyler Zeller, UNC; Kendall Marshall, UNC; Luke Loucks, FSU; C. J. Leslie, NCS.

Second Team - Harrison Barnes, UNC; Bernard James, FSU; Lorenzo Brown, NCS; Austin Rivers, Duke; Terrell Stoglin, Md.

Everett Case Award - Michael Snaer, FSU (18.0 points, 3.3 assists)

All-Atlantic Coast Conference

First Team	• unanimous	Second Team	Third Team
Tyler Zeller, Sr., UNC	• 186	Kendall Marshall, So., UNC	151
Mike Scott, Sr., UVA	184	Terrell Stoglin, So., Md.	131
John Henson, Jr., UNC	170	Michael Snaer, Jr., FSU	127
Austin Rivers, Fr., Duke	164	C.J. Leslie, So., NCS	99
Harrison Barnes, So., UNC	153	Erick Green, Jr., VT	70
		Seth Curry, Jr., Duke	65
		C.J. Harris, Jr., WF	57
		Lorenzo Brown, So., NCS	52
		Kenny Kadji, Jr., Miami	45
		Mason Plumlee, Jr., Duke	43

Player of the Year: Tyler Zeller, Sr., UNC (45); Mike Scott, Sr., UVA (14); Harrison Barnes, So., UNC (2); John Henson, Jr., (1).

Coach of the Year: Leonard Hamilton, FSU (21); Mike Krzyzewski, Duke (20); Tony Bennett, UVA, (9); Mark Gottfried, NCS, (5); Roy Williams, UNC, (3); Brad Brownell, Clem. (2); Mark Turgeon, Md., (1); Jim Larrañaga, Miami, (1)

Rookie of the Year: Austin Rivers, Duke (62).

Statistical Leaders

Scoring	Rebounding
Terrell Stoglin, Md. (6) 21.6	John Henson, Jr., UNC (23) 9.9
Mike Scott, UVA (40) 18.0	Tyler Zeller, Sr., UNC (28) 9.6
Harrison Barnes, UNC 17.1	Richard Howell, Jr., NCS 9.2
C.J. Harris, WF 16.7	Mason Plumlee, Jr., Duke 9.2
Tyler Zeller, UNC 16.3	Mike Scott, Sr., UVA 8.3

2013 Miami - ACC Champion Erick Green - ACC Player of the Year (Media) Shane Larkin, UM - ACC Player of the Year (Coaches) Olivier Hanlan, BC - ACC Rookie of the Year Jim Larrañaga, Miami - ACC Coach of the Year

Miami became the first non-North Carolina team to sweep an outright regular-season title and tournament title in the same year ... sophomore guard Shane Larkin earned ACC Tournament MVP honors, averaging 23.7 ppg and 5.0 apg in three games ... Virginia Tech's Erick Green became just the second ACC player to earn an NCAA scoring title and the first since Grady Wallace of South Carolina in 1957 ... Green became the first player in league history to win ACC player of the year honors off a last-place team ... No. 5 Miami and No. 6 Duke finished in the final AP top 10 ... the ACC has had a team in the final AP top 10 every year since 1971 ... Miami's Jim Larrañaga earned ACC Coach of the Year honors in his second season at UM ... Boston College's Olivier Hanlan, the ACC Rookie of the Year, set an ACC freshman single-game scoring mark with 41 points in the Eagles' 84-64 win over Georgia Tech in the ACC Tournament ... UNC's Dexter Strickland led the NCAA in assists-to-turnover ratio (3.19:1) ... Clemson 6-foot-6 forward K.J. McDaniels was the shortest player ever to lead the ACC in blocked shots (2.1) ... Virginia Tech's James Johnson became the 70th head coach in ACC history when he debuted with an 80-62 win over East Tennessee State (N10).

2012-13 Final Standings

Team	AP Coach	W	ACC				W	Overall			
			L	For	Opp			L	For	Opp	
Miami	5	10	15	3	68.7	59.7	29	7	69.7	60.6	
Duke	6	5	14	4	77.2	67.1	30	6	77.2	65.3	
North Carolina		12	6	72.2	67.6		25	11	76.7	69.2	
NC State		11	7	75.1	71.1		24	11	77.4	70.2	
Virginia		11	7	63.9	57.2		23	12	64.2	55.6	
Florida State		9	9	62.1	68.2		18	16	67.0	68.6	
Maryland		8	10	66.3	66.5		25	13	70.7	64.0	
Boston College		7	11	65.8	69.3		16	17	67.1	68.1	
Georgia Tech		6	12	62.8	67.1		16	15	64.3	62.4	
Wake Forest		6	12	65.9	71.2		13	18	67.5	70.3	
Clemson		5	13	57.7	62.8		13	18	61.5	60.1	
Virginia Tech		4	14	65.7	75.7		13	19	70.2	74.8	

vs. Non-Conference: 126-44 (.741)

vs. Non-ACC Ranked Teams: 8-11

NCAA: (4 teams; 6-4)

NIT: (3 teams; 5-3)

Teams Ranked: Duke, Florida State, Miami, North Carolina, NC State

2013 ACC Tournament, Greensboro, N.C. (March 14-15-16-17)

First Round - #8 Boston College d. #9 Georgia Tech 84-64; #5 NC State d. #12 Virginia Tech 80-63; #7 Maryland d. #10 Wake Forest 75-62; #6 Florida State d. #11 Clemson 73-69.
Quarterfinals - #1 Miami d. #8 Boston College 69-58; #5 NC State d. #4 Virginia 75-56; #7 Maryland d. #2 Duke 83-74; #3 North Carolina d. #6 Florida State 83-62.
Semifinals - #1 Miami d. #5 NC State 81-71; #3 North Carolina d. #7 Maryland 79-76.
Finals - #1 Miami d. #3 North Carolina 87-77.

All-Tournament - First Team: Shane Larkin, UM; Durand Scott, UM; P.J. Hairston, UNC; Reggie Bullock, UNC; Dez Wells, Md.

Second Team: Olivier Hanlan, BC; Scott Wood, NCS; Trey McKinney Jones, UM; Julian Gamble, UM; Marcus Paige, UNC.

Everett Case Award - Shane Larkin, Miami (23.7 points, 5.0 assists)

All-Atlantic Coast Conference - ACSMA

First Team	• unanimous	Second Team	Third Team
Mason Plumlee, Sr., Duke	226	Seth Curry, Sr., Duke	178
Erick Green, Sr., VT	225	Kenny Kadji, Sr., Miami	131
Shane Larkin, So., Miami	224	Lorenzo Brown, Jr., NCS	122
Joe Harris, Jr., Virginia	219	Reggie Bullock, Jr., UNC	119
Richard Howell, Sr., NCS	192	James Michael McAdoo, So., UNC	97
		Michael Snaer, Sr., FSU	93
		C.J. Leslie, Jr., NCS	80
		Ryan Anderson, So., BC	46
		Quinn Cook, So., Duke	43
		Devin Booker, Sr., Clem.	43
		Akil Mitchell, Jr., UVA	43

Player of the Year: Erick Green, VT (38); Shane Larkin, UM (23); Mason Plumlee, Duke (12); Joe Harris, UVA (2); Michael Snaer, FSU (1).

Rookie of the Year: Olivier Hanlan, BC (43); Rasheed Sulaimon, Duke (15); T.J. Warren, NCS (12); Devin Thomas, WF (4); Devin Bookert, FSU (1); Robert Carter, Jr., GT (1); Marcus Paige, UNC (1).

Defensive Player of the Year: Durand Scott, UM (23); Shane Larkin, UM (21); Michael Snaer, FSU (7); Mason Plumlee, Duke (6); Jontel Evans, UVA (4); Julian Gamble, UM (4); Richard Howell, NCS (4); Akil Mitchell, UVA (2).

Coach of the Year: Jim Larrañaga, UM (75); Mike Krzyzewski, Duke (1); Roy Williams, UNC (1).

All-Atlantic Coast Conference - Coaches

First Team	• unanimous	Second Team	Third Team
Mason Plumlee, Sr., Duke	• 33	Reggie Bullock, Jr., UNC	23
Erick Green, Sr., VT	• 33	Kenny Kadji, Sr., Miami	23
Shane Larkin, So., Miami	32	James Michael McAdoo, So., NC	23
Joe Harris, Jr., UVA	31	Lorenzo Brown, Jr., NCS	21
Seth Curry, Sr., Duke	31	Richard Howell, Sr., NCS	19
		C.J. Leslie, Jr., NCS	15
		Michael Snaer, Sr., FSU	14
		Ryan Anderson, So., BC	9
		Durand Scott, Sr., Miami	9
		C.J. Harris, Sr., WF	8
		Akil Mitchell, Jr., UVA	8

Player of the Year: Shane Larkin, UM (6); Joe Harris, UVA (3); Erick Green, VT (2); Mason Plumlee, DU

Rookie of the Year: Olivier Hanlan, BC (10); Rasheed Sulaimon, Duke (1); T.J. Warren, NCS (1).

Defensive Player of the Year: Durand Scott (UM) (3); Jontel Evans, UVA (2); 6 others with 1 vote.

Coach of the Year: Jim Larrañaga, UM (75); Mike Krzyzewski, Duke (1); Roy Williams, UNC (1).



2014

Virginia - ACC Champion
T.J. Warren, NCS - ACC Player of the Year
Jabari Parker, Duke - ACC Rookie of the Year
Tony Bennett, UVA - ACC Coach of the Year

Top-seeded **Virginia** won its first ACC championship since 1976, fending off third-seeded Duke 72-63 in the title game ... with two teams - Virginia (3) and Duke (8) - listed in the final 2014 Associated Press ranking, the ACC extended its streak to 54 consecutive seasons with at least one team ranked in the top 10 of the final AP Poll ... Duke's Jabari Parker, the USBWA National Freshman of the Year, became the 12th freshman in ACC history to lead his team in scoring (19.1) and rebounding (8.7) ... Pitt's James Robinson led the ACC and was third nationally with an ACC single-season record 4.11-to-1 assist to turnover ratio ... Clemson led the ACC in free throw percentage (.744) for the first time in league history.

2013-14 Final Standings

Team	AP	Coach	W	ACC			W	Overall		
				L	For	Opp		L	For	Opp
Virginia.....	3	10	16	2	67.4	54.5	30	7	66.2	55.7
Syracuse.....	14	17	14	4	62.7	58.1	28	6	68.0	59.2
Duke.....	8	16	13	5	75.8	65.8	26	9	78.4	67.4
North Carolina.....	19	21	13	5	73.7	68.8	24	10	76.6	69.8
Pittsburgh.....			11	7	69.6	65.4	26	10	71.8	61.9
Clemson.....			10	8	59.2	60.8	23	13	63.5	58.4
NC State.....			9	9	68.2	71.8	22	14	71.1	69.6
Florida State.....			9	9	67.3	67.0	22	14	70.9	66.4
Maryland.....			9	9	69.6	68.7	17	15	70.9	67.7
Miami.....			7	11	59.2	59.6	17	16	61.5	59.5
Wake Forest.....			6	12	65.6	73.2	17	16	69.7	70.9
Georgia Tech.....			6	12	62.6	67.8	16	17	66.7	66.8
Notre Dame.....			6	12	66.3	70.3	15	17	72.0	70.6
Boston College.....			4	14	66.5	71.5	8	24	68.7	73.6
Virginia Tech.....			2	16	55.3	65.6	9	22	62.9	67.0
vs. Non-Conference: 151-61 (.712)							vs. Non-ACC Ranked Teams: 10-17			
NCAA: (6 teams; 6-6)							NIT: (2 teams; 6-2)			
Teams Ranked: Duke, Florida State, Miami, North Carolina, NC State, Notre Dame, Pitt										

2014 ACC Tournament, Greensboro, N.C. (March 12-13-14-15-16)

First Round - #12 Wake Forest d. #13 Notre Dame 81-69; #10 Miami d. #15 Virginia Tech 57-53; #11 Georgia Tech d. #14 Boston College 73-70.

Second Round - #9 Florida State d. #8 Maryland 67-65; #5 Pittsburgh d. #12 Wake Forest 84-55; #7 NC State d. #10 Miami 67-58; #6 Clemson d. #11 Georgia Tech 69-65 (ot).

Quarterfinals - #1 Virginia d. #9 Florida State 64-51; #5 Pittsburgh d. #4 North Carolina 80-75; #7 NC State d. #2 Syracuse 66-63; #3 Duke d. #6 Clemson 63-62.

Semifinals - #1 Virginia d. #5 Pittsburgh 51-48; #3 Duke d. #7 NC State 75-67.

Finals - #1 Virginia d. #3 Duke 72-63.

All-Tournament - 1st Team: Jabari Parker, Duke; T.J. Warren, NCS; Joe Harris, UVA; Talib Zanna, Pitt; Malcolm Brogdon, UVA. **2nd Team:** Anthony Gill, UVA; Akil Mitchell, UVA; Rodney Hood, Duke; Amile Jefferson, Duke; Lamar Patterson, Pitt.

Everett Case Award: Joe Harris, Virginia (15.6 ppg, 3.7 rpg, 1.3 apg)

All-Atlantic Coast Conference - ACSMA

First Team	• unanimous	Second Team	Third Team
Jabari Parker, Fr., Duke	• 231	Malcolm Brogdon, So., UVA	170
T.J. Warren, So., NCS	• 231	Lamar Patterson, Sr., Pitt	158
Marcus Paige, So., UNC	• 223	Tyler Ennis, Fr., Syr	156
C.J. Fair, Sr., Syr	• 200	Rodney Hood, So., Duke	148
K.J. McDaniels, Jr., Clem	• 199	James Michael McAdoo, Jr., NC	103
		Daniel Miller, Sr., GT	103

Player of Year: T.J. Warren, NCS (48); Jabari Parker, Duke (25); Marcus Paige, UNC (2); C.J. Fair, Syr. (1); K.J. McDaniels, Clem. (1).

Rookie of Year: Jabari Parker, Duke (72); Tyler Ennis, Syr. (4); London Perrantes, UVA (1).

Coach of Year: Tony Bennett, UVA (68); Roy Williams, UNC (6); Jamie Dixon, Pitt (1); Brad Brownell, Clem. (1); Jim Larrañaga, UM (1).

Defensive Player of Year: K.J. McDaniels, Clem. (39); Akil Mitchell, UVA (21); Daniel Miller, GT (5); Jabari Parker, Duke (4); Tyler Ennis, Syr. (3); Six others (1).

Most Improved: Marcus Paige, UNC (27); T.J. Warren, NCS (15); Rion Brown, UM (14); Lamar Patterson, Pitt (5); K.J. McDaniels, Clem. (3); J.P. Tokoto, UNC (2); Malcolm Brogdon, UVA (2); Nine others (1).

Sixth Man Award: Justin Anderson, UVA (29); Ian Miller, FSU (17); Brice Johnson, UNC (13); Aaron Thomas, FSU (4); Andre Dawkins, Duke (4); Coron Williams, WF (3); Six others (1).

All-Atlantic Coast Conference - Coaches

First Team	• unanimous	Second Team	Third Team
Jabari Parker, Fr., Duke	• 42	Tyler Ennis, Fr., Syr	33
T.J. Warren, So., NCS	• 41	Lamar Patterson, Sr., Pitt	31
Marcus Paige, So., UNC	• 40	Rodney Hood, So., Duke	30
C.J. Fair, Sr., Syr	• 39	K.J. McDaniels, Jr., Clem	28
Malcolm Brogdon, So., UVA	• 36	Joe Harris, Sr., UVA	24
		Rion Brown, Sr., Miami	8

Player of Year: T.J. Warren, NCS (7); Jabari Parker, Duke (3); Malcolm Brogdon, UVA (3); Marcus Paige, UNC (1); Akil Mitchell, UVA (1).

Rookie of Year: Jabari Parker, Duke (13); Tyler Ennis, Syr. (2).

Coach of Year: Tony Bennett, UVA (14); Roy Williams, UNC (1).

Defensive Player of Year: K.J. McDaniels, Clem. (6); Akil Mitchell, UVA (5); Daniel Miller, GT (1); Justin Anderson, UVA (1); Malcolm Brogdon, UVA (1).

Most Improved: Marcus Paige, UNC (5); Malcolm Brogdon, UVA (3); K.J. McDaniels, Clem. (2); Rion Brown, UM (1); Landry Nnoko, Clem. (1); Codi Miller-McIntyre, WF (1).

Sixth Man Award: Ian Miller, FSU (7); Justin Anderson, UVA (3); Brice Johnson, UNC (2); Andre Dawkins, Duke (1); Coron Williams, WF (1).

2015

Duke - National Champion
Notre Dame - ACC Champion
Jahlil Okafor, Duke - ACC Player & Rookie of the Year
Tony Bennett, UVA - ACC Coach of the Year

Duke claimed the ACC's 13th national title, downing Wisconsin 68-63 in the NCAA title game ... third-seeded **Notre Dame** won its first ACC crown, defeating fifth-seeded UNC 90-82 in the title game ... with a 17-5 mark in the 2015 NCAA Tournament, the ACC extended its non-losing streak in NCAA Tournament play to 28 years in a row ... Duke's Jahlil Okafor became the first freshman in league history to be named ACC Player of the Year ... Okafor and ND's Jerian Grant earned consensus All-America honors while UVA's Tony Bennett was named USBWA National Coach of the Year ... the ACC had two teams - Notre Dame (.509) and Duke (.502) - shoot over 50% from the floor.

2014-15 Final Standings

Team	AP	Coach	W	ACC			W	L	Overall		
				L	For	Opp			L	For	Opp
Virginia.....	6	8	16	2	62.2	51.6	30	4	65.4	51.5	
Duke.....	4	1	15	3	78.8	69.1	35	4	79.3	64.2	
Notre Dame.....	8	5	14	4	73.5	68.6	32	6	78.0	65.8	
Louisville.....	17	10	12	6	66.2	62.8	27	9	69.0	59.8	
North Carolina.....	15	12	11	7	75.9	70.5	26	12	77.7	68.8	
Miami.....			10	8	68.2	66.0	25	13	68.2	63.3	
NC State.....		24	10	8	69.1	66.1	22	14	70.1	65.8	
Syracuse.....			9	9	65.6	67.4	18	13	67.6	63.4	
Pittsburgh.....			8	10	65.9	68.6	19	15	67.0	65.6	
Clemson.....			8	10	59.6	61.7	16	15	62.7	62.2	
Florida State.....			8	10	64.8	67.4	17	16	66.6	67.0	
Wake Forest.....			5	13	67.3	76.3	13	19	69.0	72.1	
Boston College.....			4	14	64.8	70.4	13	19	65.8	67.4	
Georgia Tech.....			3	15	60.8	65.9	12	19	63.3	64.6	
Virginia Tech.....			2	16	62.6	72.8	11	22	65.3	69.4	
vs. Non-Conference: 167-51 (.766)							vs. Non-ACC Ranked Teams: 21-11				
NCAA: (6 teams; 17-5 - Duke champion)							NIT: (2 teams; 4-2)				
Teams Ranked: Duke, Miami, Louisville, UNC, NC State, Syracuse, Notre Dame, UVA											

2015 ACC Tournament, Greensboro, N.C. (March 10-11-12-13-14)

First Round - #12 Boston College d. #13 Georgia Tech 66-65; #14 Virginia Tech d. #11 Wake Forest 81-80

Second Round - #9 Florida State d. #8 Clemson 76-73; #5 North Carolina d. #12 Boston College 81-63; #7 NC State d. #10 Pittsburgh 81-70; #6 Miami d. #14 Virginia Tech 59-49.

Quarterfinals - #1 Virginia d. #9 Florida State 58-44; #5 North Carolina d. #4 Louisville 70-60; #2 Duke d. #7 NC State 77-53; #3 Notre Dame d. #6 Miami 70-63.

Semifinals - #5 North Carolina d. #1 Virginia 71-67; #3 Notre Dame d. #2 Duke 74-64.

Finals - #3 Notre Dame d. #5 North Carolina 90-82.

All-Tournament - 1st Team: Jerian Grant, ND; Pat Connaughton, ND; Steve Vasturia, ND; Marcus Paige, UNC; Brice Johnson, UNC. **2nd Team:** Demetrius Jackson, ND; Justin Jackson, UNC; Anthony Barber, NCS; Jahlil Okafor, Duke; Malcolm Brogdon, UVA. **Everett Case Award:** Jerian Grant, Notre Dame (16.7 ppg, 6.3 apg, 4.3 rpg)

All-Atlantic Coast Conference - ACSMA

First Team	• unanimous	Second Team	Third Team
Jahlil Okafor, Fr., Duke	• 320	Montrezl Harrell, Jr., UL	220
Jerian Grant, Sr., ND	• 320	Quinn Cook, Sr., Duke	219
Rakeem Christmas, Sr., SU	• 294	Terry Rozier, So., UL	154
Malcolm Brogdon, Jr., UVA	• 293	Trevor Lacey, Jr., NCS	123
Oliver Hanlan, Jr., BC	• 246	Justin Anderson, Jr., UVA	106
		Brice Johnson, Jr., UNC	40

Player of Year: Jahlil Okafor, Duke (44); Jerian Grant, ND (14); Malcolm Brogdon, UVA (3); Rakeem Christmas, SU (1); Oliver Hanlan, BC (1); Montrezl Harrell, UL (1).

Rookie of Year: Jahlil Okafor, Duke (72).

Coach of Year: Tony Bennett, UVA (52); Mike Brey, ND (6); Mike Krzyzewski, Duke (5); Mark Gottfried, NCS (1).

Defensive Player of Year: Darion Atkins, UVA (26); Rakeem Christmas, SU (15); Tonye Jekiri, UM (10); Montrezl Harrell, UL (8); BeeJay Anya, NCS (3); James Robinson, Pitt (1); Cameron Wright, Pitt (1).

Most Improved: Rakeem Christmas, SU (24); Tonye Jekiri, UNM (14); Quinn Cook, Duke (6); Anthony Barber, NCS (6); Terry Rozier, UL (4); Michael Gbinije, SU (4); Jaron Blossomgame, Clem. (3); Jamel Artis, Pitt (2).

Sixth Man Award: BeeJay Anya, NCS (26); Matt Jones, Duke (13); Charles Mitchell, GT (10); V.J. Beachem, ND (8); Chris Jones, Pitt (7).

All-Atlantic Coast Conference - Coaches

First Team	• unanimous	Second Team	Third Team
Jahlil Okafor, Fr., Duke	• 70	Montrezl Harrell, Jr., UL	49
Jerian Grant, Sr., ND	• 70	Terry Rozier, So., UL	44
Malcolm Brogdon, Jr., UVA	• 63	Quinn Cook, Sr., Duke	43
Rakeem Christmas, Sr., SU	• 62	Marcus Paige, Jr., UNC	35
Oliver Hanlan, Jr., BC	• 54	Justin Anderson, Jr., UVA	31
		Brice Johnson, Jr., UNC	14

Player of Year: Jahlil Okafor, Duke (7); Jerian Grant, ND (5); Malcolm Brogdon, UVA (2).

Rookie of Year: Jahlil Okafor, Duke (14); Xavier Rathan-Mayes, FSU (1).

Coach of Year: Tony Bennett, UVA (12); Mike Brey, ND (3).

Defensive Player of Year: Malcolm Brogdon, UVA (5); Rakeem Christmas, SU (5); Darion Atkins, UVA (2); Tonye Jekiri, UM (1); Anthony Gill, UVA (1); Jerian Grant, ND (1).

Most Improved: Rakeem Christmas, SU (24); Tonye Jekiri, UM (14); Quinn Cook, Duke (6); Anthony Barber, NCS (6); Terry Rozier, UL (4); Michael Gbinije, SU (4); Jaron Blossomgame, Clem. (3); Jamel Artis, Pitt (2).

Sixth Man Award: Mike Tobey, UVA (5); BeeJay Anya, NCS (3); V.J. Beachem, ND (3); Matt Jones, Duke (2); Manu Lecomte, UM (1); Charles Mitchell, GT (1).



2016

North Carolina - ACC Champion
Malcolm Brogdon, UVA - ACC Player of the Year
Brandon Ingram, Duke - ACC Rookie of the Year
Jim Larrañaga, Miami - ACC Coach of the Year

Top-seeded **North Carolina** won its first ACC title since 2008 and 18th overall, defeating second-seeded Virginia 61-57 in the title game ... ACC teams combined to win an NCAA-record 19 NCAA Tournament games in 2016 and an NCAA Tournament-record six ACC teams advanced to the Sweet 16 ... with UNC's championship, the ACC for the first time in league history had six different champions over a six-year period ... an ACC-record 11 teams won 20 games or more ... led by No. 2 UNC, six ACC teams were ranked in final coaches' poll, including four in the top 10 ... Pitt's James Robinson finished his career as the ACC's all-time assists-to-turnover ratio leader (3.64:1).

2015-16 Final Standings

Team	AP	Coach	W	ACC			W	Overall		
				L	For	Opp		L	For	Opp
North Carolina	3	2	14	4	79.9	71.1	33	7	82.8	70.0
Virginia	4	5	13	5	67.4	59.9	29	8	71.0	60.1
Miami	10	8	13	5	68.9	65.9	27	8	75.2	67.4
Louisville	16	-	12	6	67.7	63.8	23	8	75.0	61.1
Duke	19	18	11	7	75.6	71.8	25	11	81.1	72.5
Notre Dame	-	-	11	7	74.6	71.7	24	12	75.1	70.6
Virginia Tech	-	-	10	8	70.7	72.7	20	15	75.0	72.6
Clemson	-	-	10	8	69.7	67.0	17	14	69.6	64.5
Pittsburgh	-	-	9	9	69.8	70.0	21	12	75.0	67.3
Syracuse	-	-	10	9	68.3	66.5	23	14	70.0	65.1
Florida State	-	-	8	10	74.5	75.6	20	14	78.0	74.0
Georgia Tech	-	-	8	10	70.4	71.9	21	15	73.2	70.7
NC State	-	-	5	13	74.2	77.9	16	17	75.2	74.4
Wake Forest	-	-	2	16	71.1	79.9	11	20	74.0	79.0
Boston College	-	-	0	18	56.4	73.4	7	25	61.2	70.5

vs. Non-Conference: 166-49 (.772) vs. Non-ACC Ranked Teams: 12-13
 NCAA: (7 teams; 19-7) NIT: (3 teams; 4-3)
 Teams Ranked: UNC, UVA, Miami, Syracuse, Duke, Louisville, Notre Dame, Pitt

2016 ACC Tournament, Washington, D.C. (March 8-9-10-11-12)

First Round - #12 NC State d. #13 Wake Forest 75-72; #11 Florida State d. #14 Boston College 88-66.
Second Round - #8 Pitt d. #9 Syracuse 72-71; #5 Duke d. #12 NC State 92-89; #10 Georgia Tech d. #7 Clemson 88-85 (OT); #6 Virginia Tech d. #11 Florida State 96-85.
Quarterfinals - #1 North Carolina d. #8 Pitt 88-71; #4 Notre Dame d. #5 Duke 84-79 (OT); #2 Virginia d. #10 Georgia Tech 72-52; #3 Miami d. #6 Virginia Tech 88-82.
Semifinals - #1 North Carolina d. #4 Notre Dame 78-47; #2 Virginia d. #3 Miami 73-68.
Finals - #1 North Carolina d. #2 Virginia 61-57

All-Tournament - First Team: Joel Berry, UNC; Anthony Gill, UVA; Marcus Paige, UNC; Brice Johnson, UNC; Malcolm Brogdon, UVA.
Second Team: London Perrantes, UVA; Sheldon McClellan, UM; Seth Allen, VT; Grayson Allen, Duke; Zach Auguste, ND.
Everett Case Award: Joel Berry II, North Carolina (17.0 ppg, 2.7 apg, 1.3 rpg)

All-Atlantic Coast Conference - ACSMA

First Team • unanimous
 Brice Johnson, Sr., UNC 255 Michael Gbinije, Sr., Syr 155 Marcus Georges-Hunt, Sr., GT ... 76
 Malcolm Brogdon, Sr., UVA 255 Sheldon McClellan, Sr., Miami 136 Anthony Gill, Sr., UVA 70
 Cat Barber, Jr., NCS 249 Demetrius Jackson, Jr., ND 130 Zach Auguste, Sr., ND 45
 Grayson Allen, So., Duke 247 Brandon Ingram, Fr., Duke 129 Michael Young, Jr., Pitt 37
 Jaron Blossomgame, Jr., Clem 213 Damion Lee, Sr., Louis 90 Angel Rodriguez, Sr., Miami 35
Player of Year: Malcolm Brogdon, Sr., UVA (38); Brice Johnson, Sr., UNC (9); Cat Barber, Jr., NCS (3); Grayson Allen, So., Duke (1).
Freshman of Year: Brandon Ingram, Duke (48); Dwayne Bacon, FSU (1); Malik Beasley, FSU (1); Malachi Richardson, SU (1).
Coach of Year: Jim Larrañaga, UM (24); Buzz Williams, VT (22); Tony Bennett, UVA (2); Roy Williams, UNC (1); Brad Brownell, Clem. (1); Brian Gregory, GT (1).
Defensive Player of Year: Malcolm Brogdon, Sr., UVA (39); Tonye Jekiri, Sr., UM (9); Michael Gbinije, Sr., SU (1); Marshall Plumlee, Sr., Duke (1); Chinanu Onuaku, So., Louis. (1).
Most Improved Player of Year: Jaron Blossomgame, Jr., Clem. (21); Grayson Allen, So., Duke (15); Cat Barber, Jr., NCS (4); Zach LeDay, Jr., VT (4); Ja'Quan Newton, So., UM (2); Joel Berry, So., UNC (2); Marcus Georges-Hunt, Sr., GT (1); Dennis Clifford, Sr., BC (1); Chinanu Onuaku, So., UL (1).
Sixth Man of Year: Isaiah Hicks, Jr., UNC (19); Ja'Quan Newton, So., UM (12); Luke Kennard, Fr., Duke (7); Tyler Lydon, Fr., So., Duke (6); Devon Bookert, Sr., FSU (6); Sheldon Jeter, Jr., Pitt (1).

All-Atlantic Coast Conference - Coaches

First Team • unanimous
 Brice Johnson, Sr., UNC 75 Demetrius Jackson, Jr., ND 45 Damion Lee, Sr., Louis 30
 Malcolm Brogdon, Sr., UVA 75 Sheldon McClellan, Sr., Miami 44 Anthony Gill, Sr., UVA 21
 Grayson Allen, So., Duke 69 Brandon Ingram, Fr., Duke 41 Michael Young, Jr., Pitt 15
 Jaron Blossomgame, Jr., Clem 65 Michael Gbinije, Sr., Syr 36 Zach Auguste, Sr., ND 9
 Cat Barber, Jr., NCS 60 Marcus Georges-Hunt, Sr., GT 32 Tonye Jekiri, Sr., Miami 9
Player of Year: Malcolm Brogdon, Sr., UVA (9); Brice Johnson, Sr., UNC (4); Cat Barber, Jr., NCS (1); Marcus Georges-Hunt, Sr., GT (1).
Rookie of Year: Brandon Ingram, Duke (14); Dwayne Bacon, FSU (0.5); Malik Beasley, FSU (0.5).
Coach of Year: Jim Larrañaga, UM (5); Buzz Williams, VT (32); Tony Bennett, UVA (2); Roy Williams, UNC (2); Brian Gregory, GT (1); Rick Pitino, UL (1); Mike Brey, ND (1).
Defensive Player of Year: Malcolm Brogdon, Sr., UVA (8); Tonye Jekiri, Sr., UM (5); Anthony Gill, UVA (1); Marcus Georges-Hunt, GT (1).
Most Improved Player of Year: Jaron Blossomgame, Jr., Clem. (4.5); Grayson Allen, So., Duke (4.5); Chinanu Onuaku, So., UL (2); Cat Barber, Jr., NCS (1); Joel Berry, So., UNC (1); Bonzie Colson, So., ND (1).
Sixth Man of Year: Isaiah Hicks, Jr., UNC (6); Ja'Quan Newton, So., UM (5); Devon Bookert, Sr., FSU (2); Luke Kennard, Fr., Duke (1); Sheldon Jeter, Jr., Pitt (1).

2017

North Carolina - National Champion
Duke - ACC Champion
Justin Jackson, UNC - ACC Player of the Year
Dennis Smith Jr., NCS - ACC Rookie of the Year
Josh Pastner, GT - ACC Coach of the Year

North Carolina claimed the 17th NCAA championship by a current ACC member school – and the eighth in the last 17 years – when it defeated Gonzaga 71-65 in the national title game April 3 in Glendale, Arizona ... the Tar Heels' Joel Berry II was named the Final Four MOP after averaging 16.5 ppg, 4.0 rpg and 3.0 apg in wins over the Zags and Oregon ... **Duke**, behind ACC Tournament MVP Luke Kennard, won its 20th ACC title with a 75-69 win over Notre Dame, which advanced to the championship game for the second time in as many years ... the Blue Devils became the first fifth-seeded team to claim the league title and the first champion to win four games ... UNC and Duke were two of a league-record nine teams that earned NCAA Tournament berths ... the No. 1 seeded Tar Heels and No. 2 seeds Duke and Louisville were joined by Florida State, Miami, Notre Dame, Virginia, Virginia Tech and Wake Forest ... with its 11-8 mark in the 2017 NCAA Tournament, ACC teams have combined to finish .500 or better in each of the last 30 NCAA tournaments ... three ACC schools - Clemson, Georgia and Syracuse earned NIT berths, with the Yellow Jackets advancing to the championship game ... six ACC teams ended the season ranked in the AP poll, including three in the top 10 ... Syracuse (21,181), Louisville (20,846) and North Carolina (18,067) ranked 2-3-4, respectively, among NCAA per game attendance leaders ... led by Duke's Jayson Tatum, the third overall selection, an NCAA-record 10 ACC players were selected in the first round of the NBA Draft ... overall the league had 14 players drafted from nine schools ... NC State's Dennis Smith Jr. became the first freshman in league history to have a triple-double in an ACC game when he had 27 points, 11 assists and 11 rebounds against Virginia Tech on January 4.

2016-17 Final Standings

Team	AP	Coach	W	ACC			W	Overall		
				L	For	Opp		L	For	Opp
North Carolina	5	1	14	4	81.7	72.6	33	7	84.4	70.6
Florida State	16	24	12	6	79.4	73.1	26	9	82.1	72.1
Louisville	10	14	12	6	77.3	68.9	25	9	77.3	66.0
Notre Dame	14	20	12	6	74.9	72.1	26	10	77.3	69.3
Duke	7	13	11	7	78.3	74.4	28	9	80.8	70.2
Virginia	24	-	11	7	65.1	59.2	23	11	66.1	56.4
Virginia Tech	-	-	10	8	75.8	78.2	22	11	79.1	74.7
Miami	-	-	10	8	67.3	66.7	21	12	69.0	64.1
Syracuse	-	-	10	8	76.1	75.4	19	15	76.3	71.1
Wake Forest	-	-	9	9	81.6	80.3	19	14	82.8	78.4
Georgia Tech	-	-	8	10	65.1	68.8	21	16	67.5	66.8
Clemson	-	-	6	12	73.1	76.6	17	16	74.8	71.5
Pittsburgh	-	-	4	14	67.2	74.8	16	17	72.8	74.7
NC State	-	-	4	14	73.4	84.6	15	17	77.6	79.6
Boston College	-	-	2	16	71.8	82.5	9	23	72.5	78.4

vs. Non-Conference: 171-47 (.784) vs. Non-ACC Ranked Teams: 12-14
 NCAA: (9 teams; 11-8 - North Carolina champion) NIT: (3 teams; 5-3)
 Teams Ranked: Duke, FSU, Louisville, Miami, UNC, Notre Dame, Syracuse, UVA, VT

2017 ACC Tournament, Brooklyn, N.Y. (March 7-8-9-10-11)

First Round - #12 Clemson d. #13 NC State 75-61; #10 Wake Forest d. #15 Boston College 92-78; #14 Pitt d. #11 Georgia Tech 61-59.
Second Round - #9 Miami d. #8 Syracuse 62-57; #5 Duke d. #12 Clemson 79-72; #7 Virginia Tech d. #10 Wake Forest 99-90; #6 Virginia d. #14 Pittsburgh 75-63.
Quarterfinals - #1 North Carolina d. #9 Miami 78-53; #5 Duke d. #4 Louisville 81-77; #2 Florida State d. #7 Virginia Tech 74-68; #3 Notre Dame d. #6 Virginia 71-58.
Semifinals - #5 Duke d. #1 North Carolina 93-83; #3 Notre Dame d. #2 Florida State 77-73.
Finals - #5 Duke d. #3 Notre Dame 75-69.

All-Tournament - First Team: Luke Kennard, Duke; Jayson Tatum, Duke; Bonzie Colson, ND; Matt Farrell, ND; Isaiah Hicks, UNC.
Second Team: Grayson Allen, Duke; Frank Jackson, Duke; Amile Jefferson, Duke; Steve Vasturia, ND; Zach LeDay, VT.
Everett Case Award: Luke Kennard, Duke (20.0 ppg, 5.3 rpg, 2.5 apg)

All-Atlantic Coast Conference

First Team • unanimous
 Luke Kennard, So., Duke 265 Dwayne Bacon, So., FSU 141 Michael Young, Sr., Pitt 85
 Justin Jackson, Jr., UNC 256 Dennis Smith Jr., Fr., NCS 126 Jaron Blossomgame, Sr., Clem 67
 John Collins, So., WF 255 Ben Lammers, Jr., GT 109 Andrew White III, Sr., Syr 67
 Bonzie Colson, Jr., ND 253 Joel Berry II, So., UNC 102 Davon Reed, Sr., Miami 66
 Donovan Mitchell, So., UL 231 London Perrantes, Sr., UVA 90 Jayson Tatum, Fr., Duke 51

Player of Year: Justin Jackson, So., UNC (24); John Collins, So., WF (15); Bonzie Colson, Jr., ND (8); Luke Kennard, So., Duke (5); Donovan Mitchell, So., UL (1).
Rookie of Year: Dennis Smith Jr., NCS (36); Jayson Tatum, Duke (8); Josh Okogie, GT (3); Ky Bowman, BC (3); Jonathan Isaac, FSU (3).
Coach of Year: Josh Pastner, GT (24); Roy Williams, UNC (8); Mike Brey, ND (7); Leonard Hamilton, FSU (4); Danny Manning, WF (3); Buzz Williams, VT (3); Jim Larrañaga, Miami (2); Rick Pitino, UL (2).
Defensive Player of Year: Ben Lammers, GT (37); Isaiah Wilkins, UVA (6); Kamari Murphy, Miami (4); Matt Jones, Duke (3); Xavier Rathan-Mays, FSU (1); Dennis Smith Jr., NCS (1); Steve Vasturia, ND (1).
Most Improved Player of Year: John Collins, So., WF (26); Ben Lammers, Jr., GT (15); Matt Farrell, Jr., ND (9); Justin Jackson, Jr., UNC (1); Luke Kennard, So., Duke (1); Donovan Mitchell, So., UL (1).
Sixth Man of Year: Seth Allen, Sr., VT (43); Tadic Jackson, Jr., GT (4); Frank Jackson, Fr., Duke (3); Marquise Reed, Jr., Clem. (2); Markell Johnson, Fr., NCS (1).



2018

Virginia - ACC Champion
Marvin Bagley III, Duke - ACC Player of the Year
Marvin Bagley III, Duke - ACC Rookie of the Year
Tony Bennett, UVa - ACC Coach of the Year

Virginia claimed its second ACC title in three years and third overall, defeating sixth-seeded North Carolina 71-63 in the championship game of the 2018 ACC Tournament ... with a league-record 17-1 mark during the regular season, the Cavaliers became the first team in ACC history to win 20 games against league foes in a single season ... led by No. 1 seed Virginia and No. 2 seeds Duke and North Carolina, the ACC led all conferences with nine NCAA Tournament teams ... both Duke and Florida State reached the Elite Eight while Clemson and Syracuse were Sweet 16 teams ... Duke's Marvin Bagley III led the ACC in scoring (21.0), rebounding (11.1), double-doubles (22) and field goal percentage en route to becoming only the second player in ACC history to be named both Conference Player and Freshman of the Year ... in addition to being named ACC Coach of the Year, Virginia's Tony Bennett was selected as the AP and Naismith National Coach of the Year ... NC State's Braxton Beverly set an ACC freshman record with a 3.27:1 assist-to-turnover ratio ... with a Nov. 15 win over Bucknell, UNC's Roy Williams became the first coach in NCAA history to win at least 400 games at two schools (418 at Kansas) ... on Nov. 22, two ACC teams posted wins against top 6 AP-ranked non-conference opponents on the same day for the first time in league annals as NC State beat No. 2 Arizona 90-84 and Notre Dame edged No. 6 Wichita State 67-66 ... in Virginia's 49-37 win over Wisconsin in the Big Ten/ACC Challenge (Nov. 27), the Cavaliers became the first team in league history to win a game without attempting a free throw ... Wake Forest's Brandon Childress and father Randolph Childress (1991, '93-'95) became the league's all-time top scoring father-son duo with 2,699 points ... Duke's win over Syracuse in the Midwest Regional semifinals was the 1,100th of head coach Mike Krzyzewski's career.

2017-18 Final Standings

Team	AP	Coach	W	ACC			W	Overall		
				L	For	Opp		L	For	Opp
Virginia	1	5	17	1	64.1	53.1	31	3	67.1	54.0
Duke	9	4	13	5	78.9	67.7	29	8	84.4	69.6
Clemson	20	15	11	7	69.7	67.1	25	10	73.8	65.9
North Carolina	10	14	11	7	80.7	75.6	26	11	81.6	73.3
Miami	22	-	11	7	73.8	73.3	22	10	73.8	67.9
NC State	-	-	11	7	77.4	76.8	21	12	81.3	75.1
Virginia Tech	-	-	10	8	72.2	72.8	21	12	79.8	72.2
Florida State	-	18	9	9	80.0	80.6	23	12	80.2	72.9
Louisville	-	-	9	9	76.1	73.0	22	14	75.6	70.4
Syracuse	-	-	8	10	64.5	65.2	23	14	66.6	63.8
Notre Dame	-	-	8	10	70.7	69.9	21	15	74.9	68.6
Boston College	-	-	7	11	74.6	77.7	19	16	76.4	74.6
Georgia Tech	-	-	6	12	63.6	69.3	13	19	65.7	67.9
Wake Forest	-	-	4	14	70.3	75.6	11	20	73.3	74.4
Pittsburgh	-	-	0	18	56.2	75.3	8	24	62.0	72.4
vs. Non-Conference: 165-50 (.767)							vs. Non-ACC Ranked Teams: 12-14			
NCAA: (9 teams; 12-9)							NIT: (3 teams; 3-3)			
Teams Ranked: Clemson, Duke, FSU, Louisville, Miami, UNC, Notre Dame, Uva										

2018 ACC Tournament, Brooklyn, N.Y. (March 6-7-8-9-10)

First Round - #12 Boston College d. #13 Georgia Tech 87-77; #10 Notre Dame d. #15 Pitt 67-64; #11 Syracuse d. #14 Wake Forest 73-64.
Second Round - #9 Louisville d. #8 Florida State 82-74; #12 Boston College d. 5 NC State 91-87; #10 Notre Dame d. #7 Virginia Tech 71-65; #6 North Carolina d. #11 Syracuse 78-59.
Quarterfinals - #1 Virginia d. #9 Louisville 75-58; #4 Clemson d. #12 Boston College 90-82; #2 Duke d. #10 Notre Dame 88-70; #6 North Carolina d. #3 Miami 82-65.
Semifinals - #1 Virginia d. #4 Clemson 64-58; #6 North Carolina d. #2 Duke 74-69
Finals - #1 Virginia d. #6 North Carolina 71-63.

All-Tournament - First Team: Kyle Guy, UVa; Devon Hall, UVa; Theo Pinson, UNC; Luke Maye, UNC; Marvin Bagley III, Duke.
Second Team: Ty Jerome, UVa; Joel Berry II, UNC; Bonzie Colson, ND; Shelton Mitchell, CU; Ky Bowman, BC.
Everett Case Award: Kyle Guy, UVa (16.7 ppg, 4.7 rpg, 2.3 apg)

All-Atlantic Coast Conference

First Team	• unanimous	Second Team	Third Team
Marvin Bagley III, Fr., Duke	•280	Tyus Battle, So., Syr.....	159 Grayson Allen, Sr., Duke ...
Jerome Robinson, Jr., BC	273	Marcquise Reed, Jr., Clem.....	143 Matt Farrell, Sr., ND
Luke Maye, Jr., UNC	246	Devon Hall, Sr., UVa.....	129 Ty Jerome, So., UVa
Joel Berry II, Sr., UNC	223	Wendell Carter Jr., Fr., Duke	126 Josh Okogie, So., GT
Kyle Guy, So., UVa	168	Justin Robinson, Jr., VT.....	123 Omer Yurtseven, So., NCS ..

Player of the Year: Marvin Bagley III, Fr., Duke (37); Jerome Robinson, Jr., BC (14); Luke Maye, Jr., UNC (5); Devon Hall, Sr., UVa (1).
Rookie of the Year: Marvin Bagley III, Duke (56); De'Andre Hunter, UVa (1).
Coach of the Year: Tony Bennett, UVa (47); Brad Brownell, Clem. (8); Kevin Keatts, NCS (2).
Defensive Player of the Year: Isaiah Wilkins, Sr., UVa (42); Anas Mahmoud, Sr., Louis. (7); Elijah Thomas, Jr., Clem. (3); Devin Wilson, Sr., VT (2); Jack Salt, Jr., UVa (1); Rex Pflueger, Jr., ND (1); Wendell Carter Jr., Fr., Duke (1).
Most Improved Player: Luke Maye, Jr., UNC (26); Frank Howard, Jr., Syracuse (5); Omer Yurtseven, So., NCS (5); Martinas Geben, Sr., ND (5); Doral Moore, Jr., WF (5); Kyle Guy, So., UVa (3); Marcquise Reed, Jr., Clem. (3); Phil Cofer, Sr., FSU (2); Dewan Huell, So., Miami (2); Ty Jerome, So., UVa (1).
Sixth Man of the Year: De'Andre Hunter, Fr., UVa (39); Chris Clarke, Jr., VT (7); Chris Lykes, Fr., Miami (5); Keyshawn Woods, Jr., WF (3); Trent Forrest, So., FSU (2); Marques Bolden, So., Duke (1).

2019

Virginia - National Champion
Duke - ACC Champion
Zion Williamson, Duke - ACC Player & Rookie of the Year
Tony Bennett, UVa - ACC Coach of the Year

Virginia won its first national championship and the conference's eighth in the last 19 years, with an 85-77 overtime triumph over Texas Tech on April 6 in Minneapolis ... it was the 17th NCAA National Championship by a current ACC member school ... Kyle Guy was named the Final Four's Most Outstanding Player after averaging 19.5 ppg in the Final Four ... he hit three free throws with 0.6 seconds remaining in a 63-62 semifinal win over Auburn ... **Duke** won its 21st ACC Championship, including its record 15th under Mike Krzyzewski, as the third-seeded Blue Devils topped fourth-seeded Florida State, 73-63, in the title game ... freshman Zion Williamson earned tournament MVP laurels after shooting 33-of-43 from the floor in three games ... his .767 field goal percentage set a new tournament record... Virginia was the 46th team to represent the ACC in the NCAA Final Four ... the ACC sent seven teams to the NCAA Tournament and led all conferences with five teams among the 2019 NCAA Tournament's Sweet 16, with No. 1 regional seeds Virginia, Duke and North Carolina joined by No. 4 seeds Florida State and Virginia Tech ... this marked the fourth time in the last five years that at least four ACC teams reached the NCAA regional semifinals, and the five teams was one shy of the record of six set in 2016 ... in addition to the three No. 1 NCAA Tournament seeds in 2019, the ACC became the first conference to place the top three teams in the final AP poll with No. 1 Duke, No. 2 Virginia and No. 3 North Carolina ... Williamson became the 10th unanimous National Player of the Year in league history and the first since 2008 ... Williamson and RJ Barrett became the first freshman teammates in NCAA history to be named consensus All-Americans ... seven ACC players garnered All-America recognition ... 10 ACC student-athletes were chosen in the first round of the NBA Draft

2018-19 Final Standings

Team	AP	Coach	W	ACC			W	Overall		
				L	For	Opp		L	For	Opp
Virginia	2	1	16	2	70.4	56.7	35	3	71.4	56.1
North Carolina	3	9	16	2	83.9	72.9	29	7	85.8	73.2
Duke	1	4	14	4	78.8	70.2	32	6	82.7	67.8
Florida State	10	13	13	5	71.8	66.6	29	8	74.9	67.2
Virginia Tech	16	14	12	6	69.8	65.9	26	9	73.5	62.1
Louisville			10	8	71.9	67.2	20	14	74.6	68.4
Syracuse			10	8	68.1	68.1	20	14	69.7	66.1
NC State			9	9	75.0	74.6	24	12	80.1	71.3
Clemson			9	9	65.1	62.6	20	14	68.8	63.9
Georgia Tech			6	12	60.7	69.3	14	18	65.3	66.6
Boston College			5	13	66.6	73.7	14	17	70.8	72.8
Miami			5	13	68.4	73.4	14	18	71.8	71.1
Wake Forest			4	14	64.2	77.7	11	20	68.4	75.6
Pittsburgh			3	15	64.5	73.1	14	19	69.9	68.7
Notre Dame			3	15	62.7	69.9	14	19	68.7	69.0
vs. Non-Conference: 165-50 (.767)							vs. Non-ACC Ranked Teams: 12-14			
NCAA: (7 teams; 15-6 - Virginia champion)							NIT: (2 teams; 3-3)			
Teams Ranked: Clemson, Duke, FSU, Louisville, UNC, NC State, Syracuse, Uva, VT										

2019 ACC Tournament, Charlotte, N.C. (March 12-13-14-15-16)

First Round - #12 Miami 79, #13 Wake Forest 71; #15 Notre Dame 78, #10 Georgia Tech 71; #14 Pitt 80, #11 Boston College 70
Second Round - #8 NC State 59, #9 Clemson 58; #5 Virginia Tech 71, #12 Miami 56; #7 Louisville 75, #15 Notre Dame 53; #6 Syracuse 73, #14 Pitt 59
Quarterfinals - #1 Virginia 76, #8 NC State 56; #4 Florida State 65, #5 Virginia Tech 63 (ot); #2 North Carolina 83, #7 Louisville 70; #3 Duke 84, #6 Syracuse 72
Semifinals - #4 Florida State 69, #1 Virginia 59; #3 Duke 74, #2 North Carolina 73
Championship - #3 Duke 73, #4 Florida State 63

All-Tournament - First Team: RJ Barrett, Duke; Zion Williamson, Duke; Mfiondu Kabengele, FSU; Cameron Johnson, UNC; Kyle Guy, UVa.
Second Team: Tre Jones, Duke; Terance Mann, FSU; Luke Maye, UNC; Coby White, UNC; Frank Howard, Syr.
Everett Case Award: Zion Williamson, Duke (27.0 ppg, 10.0 rpg)

All-Atlantic Coast Conference

First Team	• unanimous	Second Team	Third Team
Zion Williamson, Fr., Duke..	•350	Luke Maye, Sr., UNC.....	221 Jordan Nwora, So., UL.....
RJ Barrett, Fr., Duke.....	346	Ky Bowman, Jr., BC	188 Marcquise Reed, Sr., Clem. 129
De'Andre Hunter, So., UVa	302	Ty Jerome, Jr., UVa	177 Tyus Battle, Jr., Syr.....
Cameron Johnson, Sr., UNC	277	Coby White, Fr., UNC	171 Nickell Alexander-Walker, So., VT 72
Kyle Guy, Jr., UVa	231	Kerry Blackshear Jr., Jr., VT	170 John Mooney, Jr., ND

Player of the Year: Zion Williamson, Fr., Duke (49); RJ Barrett, Fr., Duke (16); De'Andre Hunter, So., UVa (4); Ky Bowman, Jr., BC (1).
Rookie of the Year: Zion Williamson, Duke (47); RJ Barrett, Duke (21); Coby White, UNC (2).
Coach of the Year: Tony Bennett, UVa (30); Buzz Williams, VT (12); Roy Williams, UNC (11); Leonard Hamilton, FSU (10); Chris Mack, Louis. (7).
Defensive Player of the Year: De'Andre Hunter, So., UVa (46); Tre Jones, Fr., Duke (19); David Skara, Sr., Clem. (3); Trent Forrest, Jr., FSU (2).
Most Improved Player: Jordan Nwora, So., Louis. (30); John Mooney, Jr., ND (27); Cameron Johnson, Sr., UNC (5); Mfiondu Kabengele, So., FSU (4); Kerry Blackshear Jr., Jr., VT (2); Chris Lykes, So., Miami (2)
Sixth Man of the Year: Mfiondu Kabengele, So., FSU (60); DJ Funderburk, So., NCS (3); Jared Wilson-Frame, Jr., Pitt (3); Nassir Little, Fr., UNC (2); Braxton Key, Jr., UVa (2)

2020

Florida State - ACC Champion
Tre Jones, Duke - ACC Player of the Year
Vernon Carey Jr., Duke - ACC Rookie of the Year
Leonard Hamilton, FSU - ACC Coach of the Year

Florida State earned its second ACC championship after winning the ACC regular-season title ... the season was canceled on March 12 because of the COVID-19 pandemic, marking the first time in its 67-year history that the ACC Tournament was not completed ... FSU's regular-season crown was its first since the 1989 Metro Conference title ... Duke sophomore guard Tre Jones became just the second player to win ACC Player of the Year and Defensive Player of the Year honors in the same season (UVA's Malcolm Brogdon, 2016) ... Duke center Vernon Carey Jr. was named National Freshman of the Year, the second straight and fourth in seven years from Duke ... Notre Dame senior forward John Mooney led the nation in double-doubles (25) and posted the highest rebounding average (12.8) by an ACC player since Tim Duncan in 1997 (14.7) ... Syracuse junior guard Elijah Hughes led the ACC in scoring (19.0 ppg), the first Orange player to do so ... Florida State's Trent Forrest was named the recipient of the 2019-20 Skip Prosser Award, presented to the ACC's top men's basketball scholar-athlete ... A record 14 league games went to overtime ... 40 ACC games were decided by three or fewer points or overtime, the most since the ACC expanded to 15 teams ... the NBA Draft was moved to Nov. 18 because of its delayed season from the COVID-19 pandemic ... Georgia Tech withdrew its appeal of the competition penalty levied by the NCAA against its men's basketball program and did not participate in 2019-20 postseason play.

2019-20 Final Standings

Team	AP	Coach	W	ACC			W	Overall		
				L	For	Opp		L	For	Opp
Florida State	4	5	16	4	73.7	66.5	26	5	75.4	65.7
Virginia	16	17	15	5	57.7	54.2	23	7	57.0	52.4
Louisville	14	13	15	5	72.9	65.8	24	7	74.1	63.7
Duke	11	8	15	5	82.0	70.4	25	6	82.5	68.0
Georgia Tech			11	9	69.9	69.2	17	14	68.6	66.4
NC State			10	10	71.7	71.5	20	12	74.6	69.7
Syracuse			10	10	73.7	71.3	18	14	74.3	69.3
Notre Dame			10	10	72.8	73.3	20	12	74.3	68.9
Clemson			9	11	65.2	66.3	16	15	66.5	64.1
Miami			7	13	69.3	75.1	15	16	71.2	73.2
Boston College			7	13	64.0	73.6	13	19	64.6	70.6
Virginia Tech			7	13	65.2	69.7	16	16	68.6	66.5
Wake Forest			6	14	73.3	77.0	13	18	73.4	74.9
Pitt			6	14	63.0	68.7	16	17	65.2	65.7
North Carolina			6	14	73.2	75.1	14	19	72.2	72.8
vs. Non-Conference: 120-41 (.745)				vs. Non-ACC Ranked Teams: 8-10 (.444)						
NCAA/NIT: No tournaments held (COVID-19)										
Teams Ranked: Duke, Florida State, Louisville, North Carolina, Virginia										

2020 ACC Tournament, Greensboro, N.C. (March 10-11)

First Round - #13 Pitt d. #12 Wake Forest 81-72; #14 North Carolina d. #11 Virginia Tech 78-56.
Second Round - #8 Clemson d. #9 Miami 69-65; #5 NC State d. #13 Pitt 73-58; #7 Notre Dame d. #10 Boston College 80-58; #6 Syracuse d. #14 North Carolina 81-53.
Quarterfinals/Semifinals/Finals - Canceled (COVID-19 pandemic)

All-Tournament: None awarded

All-Atlantic Coast Conference

First Team	Second Team	Third Team
Vernon Carey Jr., Duke 367	Mamadi Diakite, UVA 234	Kihei Clark, UVA 98
Jordan Nwora, UL 359	Devin Vassell, FSU 212	Jose Alvarado, GT 87
John Mooney, ND 351	Garrison Brooks, UNC 209	Aamir Simms, Clem 79
Tre Jones, Duke 348	Trent Forrest, FSU 200	Cole Anthony, UNC 69
Elijah Hughes, Syr. 305	Markell Johnson, NCS 101	Olivier Sarr, WF 63

Player of the Year: Tre Jones, Duke (34); Jordan Nwora, UL (17); John Mooney, ND (11); Elijah Hughes, Syr. (7); Trent Forrest, FSU (4); Mamadi Diakite, UVA (2).

Rookie of the Year: Vernon Carey Jr., Duke (70); Landers Nolley II, VT (2); Cole Anthony, UNC (2); Patrick Williams, FSU (1).

Coach of the Year: Leonard Hamilton, FSU (62); Tony Bennett, UVA (12); Chris Mack, UL (1).
Defensive Player of the Year: Tre Jones, Duke (45); Trent Forrest, FSU (18); Steffon Mitchell, BC (8); Kihei Clark, UVA (3); Manny Bates, NCS (1).

Most Improved Player: Garrison Brooks, UNC (17); Olivier Sarr, WF (16); Devin Vassell, FSU (16); Buddy Boeheim, Syr. (10); Aamir Simms, Clem. (6); Moses Wright, GT (6); Prentiss Hubb, ND (2); DJ Funderburk, NCS (1); Jay Huff, UVA (1).

Sixth Man of the Year: Patrick Williams, FSU (35); Malik Williams, UL (28); Dane Goodwin, ND (9); Isaiah Wong (UM) 3.

2021

Georgia Tech - ACC Champion
Moses Wright, GT - ACC Player of the Year
Scottie Barnes, FSU - ACC Rookie of the Year
Mike Young, VT - ACC Coach of the Year

Georgia Tech won its first ACC championship since 1993, defeating Florida State, 80-75, in the ACC Championship game, claiming its fourth ACC Tournament title in program history ... Virginia won its fifth ACC regular-season championship in the last eight years and was the No. 1 seed in the ACC Tournament for the sixth time ... the unique season was played during the COVID-19 pandemic, with limited or no fans at all contests ... the season did not start until Nov. 25 ... the ACC Tournament featured all 15 teams, although Duke and Virginia were forced to bow out early because of positive COVID-19 tests within their programs ... Georgia Tech senior forward Moses Wright was named the ACC Player of the Year, becoming just the second Yellow Jacket to win the award (Dennis Scott, 1990) ... Florida State guard Scottie Barnes earned ACC Freshman and Sixth Man of the Year honors and became just the second player in FSU history to be named the ACC Freshman of the Year, joining Bob Sura (1992) ... GT's Jose Alvarado ranked second nationally in steals per game (2.85/game) and recorded the highest steals average by an ACC player since Maryland's Johnny Rhodes' ACC-record average of 3.7 in 1996 ... following the season, North Carolina head coach Roy Williams announced his retirement ... in 18 seasons as head coach at UNC, he led the Tar Heels to a 485-163 record, two other Final Fours, nine ACC regular-season championships and three ACC Tournament crowns ... Williams' assistant coach and UNC alum Hubert Davis was named the Tar Heels' head coach on April 5 ... Duke head coach Mike Krzyzewski announced June 2 that the 2021-22 season will be his final year of coaching ... Jon Scheyer, who played under Krzyzewski from 2006-10 and was a captain of the 2010 national championship team, was named Krzyzewski's successor beginning with the 2022-23 season.

2020-21 Final Standings

Team	AP	Coach	W	ACC			W	Overall		
				L	For	Opp		L	For	Opp
Virginia.....	15	24	13	4	66.4	59.6	18	7	68.2	60.5
Florida State.....	14	10	11	4	80.5	70.7	18	7	77.2	69.2
Virginia Tech.....	25	-	9	4	69.8	65.8	15	7	72.0	66.0
Georgia Tech.....			11	6	71.8	67.3	17	9	74.9	70.0
Clemson.....			10	6	64.5	65.7	16	8	64.9	61.9
North Carolina.....			10	6	75.0	70.7	18	11	75.2	69.9
Louisville.....			8	5	67.8	68.0	13	7	68.0	66.5
Syracuse.....	-	25	9	7	73.7	71.7	18	10	74.8	70.1
NC State.....			9	8	71.0	72.1	14	11	72.8	69.7
Duke.....			9	9	76.3	73.4	13	11	76.0	71.3
Notre Dame.....			7	11	71.9	71.9	11	15	72.7	74.3
Pitt.....			6	10	69.6	70.7	10	12	71.2	70.1
Miami.....			4	15	64.7	74.0	10	17	66.4	71.0
Wake Forest.....			3	15	62.7	73.9	6	16	66.3	72.0
Boston College.....			2	11	70.7	79.2	4	16	71.4	79.5
vs. Non-Conference: 68-31 (.687)				vs. Non-ACC Ranked Teams: 6-13 (.316)						
NCAA: (7 teams; 4-7)				NIT: (1 team; 1-1)						
Teams Ranked: Clemson, Duke, FSU, Louisville, UNC, Syracuse, Virginia, Virginia Tech										

2021 ACC Tournament, Greensboro, N.C. (March 9-13)

First Round - #13 Miami d. #12 Pitt 79-73; #10 Duke d. #15 Boston College 86-51; #11 Notre Dame d. #14 Wake Forest 80-77.

Second Round - #8 Syracuse d. #9 NC State 89-68; #13 Miami d. #5 Clemson 67-64; #10 Duke d. #7 Louisville 70-56; #6 North Carolina d. #11 Notre Dame 101-59.

Quarterfinals - #1 Virginia d. #8 Syracuse 72-69; #4 Georgia Tech d. #13 Miami 70-66; #6 North Carolina d. #3 Virginia Tech 81-73; #10 Duke-#2 Florida State, No Contest (FSU advances)

Semifinals - #2 Florida State d. #6 UNC 69-66; #1 Virginia-#4 Ga. Tech, No Contest (GT advances)

Finals - #4 Georgia Tech d. #2 Florida State 80-75

All-Tournament - First Team: Michael Devoe, GT; Jose Alvarado, GT; Balsa Koprivica, FSU; Armando Bacot, UNC; Buddy Boeheim, Syr.

Second Team: Jordan Usher, GT; Scottie Barnes, FSU; Mark Williams, Duke; Isaiah Wong, Miami; Kameron McGusty, Miami

Everett Case Award: Michael Devoe, GT (16.5 ppg, 5.0 apg, 2.0 spg)

All-Atlantic Coast Conference

First Team	Second Team	Third Team
Moses Wright, GT 344	Keve Aluma, VT 277	RaiQuan Gray, FSU 167
Justin Champagnie, Pitt 343	Jose Alvarado, GT 244	Isaiah Wong, Miami 102
Carlík Jones, UL 327	Jay Huff, UVA 214	Quincy Guerrier, Syr. 55
Matthew Hurt, Duke 310	M.J. Walker, FSU 200	Prentiss Hubb, ND 42
Sam Hauser, UVA 281	Aamir Simms, Clem 176	Armando Bacot, UNC 41
		Scottie Barnes, FSU 41

Player of the Year: Moses Wright, GT (33); Carlík Jones, UL (13); Justin Champagnie, Pitt (13); Sam Hauser, UVA (5); Jose Alvarado, GT (4); Matthew Hurt, Duke (3); Keve Aluma, VT (3); Jay Huff, UVA (1).

Rookie of the Year: Scottie Barnes, FSU (53); Day/Ron Sharpe, UNC (10); DJ Steward, Duke (6); Jae'Lyn Withers, UL (5); Kadary Richmond, Syr. (1).

Coach of the Year: Mike Young, VT (26); Leonard Hamilton, FSU (24); Josh Pastner, GT (16); Tony Bennett, UVA (6); Brad Brownell, Clem. (2); Chris Mack, UL (1).

Defensive Player of the Year: Jose Alvarado, GT (35); Jay Huff, UVA (17); Manny Bates, NCS (13); Jordan Goldwire, Duke (5); Aamir Simms, Clem. (4); Keve Aluma, VT (1).

Most Improved Player: Matthew Hurt, Duke (17); Isaiah Wong, Miami (13); Moses Wright, GT (11); Justin Champagnie, Pitt (11); RaiQuan Gray, FSU (10); Nate Laszewski, ND (5); Quincy Guerrier, Syr. (3); Armando Bacot, UNC (2); Jay Huff, UVA (2); David Johnson, UL (1).

Sixth Man of the Year: Scottie Barnes, FSU (39); Day/Ron Sharpe, UNC (24); Nick Honor, Clem. (6); Jordan Goldwire, Duke (5); Nikola Djogo, ND (1).

2022

Virginia Tech - ACC Champion
Alondes Williams, WF - ACC Player of the Year
Paolo Banchemo, Duke - ACC Rookie of the Year
Steve Forbes, WF - ACC Coach of the Year

Virginia Tech won its first ACC Championship, downing top-seeded Duke, 82-67, in the title game in Brooklyn ... The Hokies became just the second ACC team to take the crown with four wins in four days and were the lowest-seeded team to win the tournament ... five ACC teams earned NCAA Tournament bids - Duke, Miami, North Carolina, Notre Dame and Virginia Tech ... four won at least two games, with Duke, Miami and North Carolina each reaching the Elite Eight and Duke and UNC making the Final Four, marking the seventh time ACC teams have comprised half of the Men's Final Four field ... the Duke-North Carolina matchup in the semifinals was the fourth between ACC teams in the Men's Final Four ... with UNC reaching the title game, the ACC had a team in the NCAA championship game for the fifth time in the last seven tournaments and 28 times in tournament history ... the ACC's five participants were 14-5 (73.7%) in the 2022 NCAA Tournament - the most wins of any league and best winning percentage of any multi-bid league ... **Duke** (16-4) won its first ACC regular-season title since the 2009-10 season ... Wake Forest guard Alondes Williams was selected ACC Player of the Year, becoming the first Demon Deacon to win the award since 2003 (Josh Howard) ... Wake head coach Steve Forbes won ACC Coach of the Year honors, the first at Wake since Skip Prosser in 2003 ... with a 19-win differential from Forbes' first year to his second, Wake had one of the largest improvements from year to year in NCAA history ... UNC's Armando Bacot led the nation and set an ACC record with 31 double-doubles in the 2021-22 season (Tim Duncan, 29, 1997). Bacot (16.3 ppg, 13.1 rpg) was one of only three power conference players nationally to average a double-double during the 2021-22 campaign ... Bacot (13.1 rpg) was third nationally in rebounding; his average of 14.3 rpg in ACC play was the highest since Wake Forest's Tim Duncan (14.9) in 1997 ... home teams went 83-67 (55.3%) in ACC play, the lowest win percentage for home teams in ACC play since 1987 (53.6%) and the fifth lowest in league history.

2021-22 Final Standings

Team	AP	Coach	W	ACC			W	Overall		
				L	For	Opp		L	For	Opp
Duke	9	3	16	4	77.2	66.9	32	7	80.1	67.8
North Carolina	rv	2	15	5	78.6	72.9	29	10	77.9	71.3
Notre Dame	-	rv	15	5	72.7	67.0	24	11	72.6	67.1
Miami	-	16	14	6	75.8	70.9	26	11	74.0	70.4
Wake Forest			13	7	78.6	71.1	25	10	78.5	70.1
Virginia			12	8	63.7	63.1	21	14	62.4	60.1
Virginia Tech	rv	rv	11	9	68.1	65.1	23	13	70.8	62.8
Florida State			10	10	68.9	73.2	17	14	71.0	71.9
Syracuse			9	11	74.7	74.2	16	17	77.4	75.1
Clemson			8	12	69.3	70.1	17	16	71.7	68.5
Boston College			6	14	66.3	71.7	13	20	66.9	68.1
Louisville			6	14	65.7	73.1	13	19	67.3	70.1
Pitt			6	14	62.6	70.3	11	21	61.5	68.1
Georgia Tech			5	15	66.0	73.1	12	20	68.6	70.8
NC State			4	16	71.0	76.6	11	21	73.0	75.6
vs. Non-Conference: 126-59 (.681)							vs. Non-ACC Ranked Teams: 10-20			
NCAA: (5 teams; 14-5)							NIT: (2 teams; 4-2)			
Teams Ranked: Duke, FSU, Miami, North Carolina, Virginia, Virginia Tech, Wake Forest										

2022 ACC Tournament, Brooklyn, N.Y. (March 8-9-10-11-12)

First Round - #13 Boston College d. #12 Pitt 66-46; #10 Clemson d. #15 NC State 70-64; #11 Louisville d. #14 Georgia Tech 84-74.

Second Round - #9 Syracuse d. #8 Florida State 96-57; #13 Boston College d. #5 Wake Forest 82-77 (OT); #17 Virginia Tech d. #10 Clemson 76-75 (OT); #6 Virginia d. #11 Louisville 51-50.

Quarterfinals - #1 Duke d. #9 Syracuse 88-79; #4 Miami d. #13 Boston College 71-69 (OT); #7 Virginia Tech d. #2 Notre Dame 87-80; #3 North Carolina d. #6 Virginia 63-43.

Semifinals - #1 Duke d. #4 Miami 80-76; #7 Virginia Tech d. #3 North Carolina 72-59.

Finals - #7 Virginia Tech d. #1 Duke 82-67.

All-Tournament - First Team: Hunter Cattoor, VT; Keve Aluma, VT; Paolo Banchemo, Duke; Wendell Moore Jr., Duke; Kameron McGusty, Miami.

Second Team: Storm Murphy, VT; Darius Maddox, VT; Armando Bacot, UNC; Jimmy Boenheim, Syr; Quinten Post, BC.

Everett Case Award: Hunter Cattoor, VT (12.3 ppg, 3.5 rpg, 11-21 3FG)

All-Atlantic Coast Conference

First Team	Second Team	Third Team
Armando Bacot, Jr., UNC . 380	Keve Aluma, Sr., VT . 192	Dane Goodwin, Sr., ND . 131
Alondes Williams, Sr. WF . 373	Dereon Seabron, So., NCS 166	Mark Williams, So., Duke . 119
Paolo Banchemo, Fr., Duke . 372	Wendell Moore, Jr., Duke . 161	Isaiah Wong, Jr., Mia . 119
Kameron McGusty, Gr. Mia . 315	Blake Wesley, Fr., ND . 148	Jayden Gardner, Sr., Uva . 106
Buddy Boenheim, Sr., Syr . 241	Jake LaRavia, Jr., WF . 147	Michael Devoe, Sr., GT . 105

Player of Year: Alondes Williams, Sr., WF (41); Armando Bacot, Jr., UNC (31); Paolo Banchemo, Duke (6).
Rookie of Year: Paolo Banchemo, Duke (72); Blake Wesley, ND (4); Terquavion Smith, NCS (1); Trevor Keels, Duke (1).

Coach of Year: Steve Forbes, WF (40); Mike Krzyzewski (19); Mike Brey, ND (13); Jim Larrañaga, Mia (3); Mike Young, VT (1); Hubert Davis, UNC (1); Tony Bennett, Uva (1).

Defensive Player of Year: Mark Williams, So., Duke (46); Reece Beekman, So., Uva (20); Leaky Black, Sr., UNC (7); Wendell Moore Jr., Jr., Duke (3); Charlie Moore, Gr., Mia (2).

Most Improved Player: Dereon Seabron, So., NCS (33); PJ Hall, So., Clem (28); Mark Williams, So., Duke, 4; John Hugley, So., Pitt (4); Dane Goodwin, Sr., ND (3); Jesse Edwards, So., Syr (2); Wendell Moore Jr., Jr., Duke (2); James Karnik, Sr., BC (1); RJ Davis, So., UNC (1).

Sixth Man of Year: Matthew Cleveland, Fr., FSU (52); El Ellis, Jr., Lou (6); Anthony Walker, So., Mia (6); Khadim Sy, Jr., WF (6); Kadin Shedrick, So., Uva (5); Quinten Post, Jr., BC, (2); Cam Hayes, So., NCS (1).

2023

Duke - ACC Champion
Isaiah Wong, Miami - ACC Player of the Year
Kyle Filipowski, Duke - ACC Rookie of the Year
Jeff Capel, Pitt - ACC Coach of the Year

Miami claimed its first Men's Final Four berth in 2023 ... the Hurricanes were the fifth different ACC program to reach the Men's Final Four since 2015 (Duke, North Carolina, Virginia, Syracuse) ... making its first Men's Final Four appearance, Miami was the 49th ACC team to reach the national semifinals ... five ACC teams claimed NCAA Tournament bids (Duke, Miami, NC State, Pitt, Virginia), the 31st time in the tournament's history that at least five ACC teams have earned berths ... No. 4 seed **Duke** earned its league-best 22nd ACC Championship, capped by a 59-49 win over No. 2 seed Virginia in Greensboro, N.C., and freshman F Kyle Filipowski was named the tournament MVP ... Duke's Jon Scheyer became the first person to win ACC Tournament titles as a player (2009, 2010) and head coach (2023) ... Only two others have won the title in their first season as head coach: Duke's Vic Bubas (1960) and UNC's Bill Guthridge (1998) ... **Miami** also earned its first ACC regular-season crown since the 2012-13 season (second overall), while **Virginia** captured its sixth ACC regular-season title in the last 10 years and 11th in program history ... Miami's Isaiah Wong was named ACC Player of the Year, the second in program history (Shane Larkin, 2013) ... with 76 ACC wins (regular season and tournament), Virginia graduate guard Kihei Clark finished as the ACC record holder; Clark also finished with the ACC record for minutes played (5,308) and career games played (161) ... FSU's Leonard Hamilton earned his 600th career win on Jan. 7 as well as his 400th at FSU, becoming the fifth ACC head coach to win 400 games while a member of the ACC ... Clemson's Brad Brownell and Virginia's Tony Bennett won their 400th career games in January ... the ACC won the 24th annual ACC/Big Ten Challenge, held from Nov. 28-30, taking eight of the 14 matchups ... ACC teams won three road games in taking the Challenge for the 13th time (the event will be replaced by the ACC/SEC Challenge beginning in the 2023-24 school year).

2022-23 Final Standings

Team	AP	Coach	W	ACC				W	Overall			
				L	For	Opp			L	For	Opp	
Miami	16	3	15	5	80.15	72.9		29	8	79.1	71.9	
Virginia	14	23	15	5	66.8	61.7		25	8	67.8	60.5	
Clemson			14	6	75.6	68.5		23	11	74.7	67.9	
Duke	12	18	14	6	71.2	66.7		27	9	72.0	63.6	
Pitt.....		rv	14	6	76.1	70.7		24	12	75.1	69.7	
NC State			12	8	75.5	72.3		23	11	77.7	70.8	
North Carolina			11	9	72.9	69.1		20	13	76.2	70.9	
Syracuse.....			10	10	73.2	75.0		17	15	74.1	72.9	
Wake Forest			10	10	76.8	75.7		19	14	76.6	73.8	
Boston College			9	11	67.5	72.0		16	17	66.6	70.2	
Virginia Tech			8	12	73.5	73.3		19	15	74.2	70.1	
Florida State			7	13	70.1	77.0		9	23	69.3	76.2	
Georgia Tech			6	14	66.8	73.3		15	18	69.7	70.8	
Notre Dame			3	17	69.0	74.7		11	21	69.6	72.1	
Louisville			2	18	64.7	76.8		4	28	63.9	75.8	
vs. Non-Conference: 115-59 (.661)							vs. Non-ACC Ranked Teams: 9-17					
NCAA: (5 teams; 7-5)							NIT: (2 teams; 0-2)					
Teams Ranked: Duke, Miami, NC State, Pitt, Virginia												

2023 ACC Tournament, Greensboro, N.C. (March 7-8-9-10-11)

First Round - #13 Georgia Tech 61, #12 Florida State 60; #10 Boston College 80, #15 Louisville 65; #11 Virginia Tech 67, #14 Notre Dame 64.

Second Round - #9 Wake Forest 77, #8 Syracuse 74; #5 Pitt 89, #13 Georgia Tech 81; #7 North Carolina 85, #10 Boston College 61; #6 NC State 97, #11 Virginia Tech 77.

Quarterfinals - #1 Miami 74, #9 Wake Forest 72; #4 Duke 96, #5 Pitt 69; #2 Virginia 68, #7 North Carolina 59; #3 Clemson 80, #6 NC State 54.

Semifinals - #4 Duke 85, #1 Miami 78; #2 Virginia 76, #3 Clemson 56

Finals - #4 Duke 59, #2 Virginia 49.

All-Tournament - First Team: Kyle Filipowski, Duke; Jayden Gardner, Virginia; Jeremy Roach, Duke; Terquavion Smith, NC State; Isaiah Wong, Miami

Second Team: Reece Beekman, Virginia; RJ Davis, North Carolina; Armaan Franklin, Virginia; Dereck Lively II, Duke; Jordan Miller, Miami.

Everett Case Award: Kyle Filipowski, Duke (19.7 ppg, 7.0 rpg, 24-36 FG)

All-Atlantic Coast Conference

First Team	Second Team	Third Team
Isaiah Wong, Jr., Miami . 337	Kyle Filipowski, Fr., Duke . 258	Norchad Omier, Jr., Miami 131
Armando Bacot, Sr., UNC . 324	Terquavion Smith, So., NCS 243	PJ Hall, Jr., Clemson . 126
Tyree Appleby, Gr. WF . 319	Jarkel Joiner, Gr., NCSU . 203	Kihei Clark, Gr., Uva . 102
Hunter Tyson, Gr., Clem . 271	Jordan Miller, Sr., Miami . 148	Jesse Edwards, Sr., Syr . 54
Jamarius Burton, Gr., Pitt . 262	Blake Hinson, Jr., Pitt . 132	Reece Beekman, Jr., Uva . 54

Player of Year: Isaiah Wong, Miami (30); Tyree Appleby, WF (23); Armando Bacot, UNC (9); Hunter Tyson, Clemson (4); Kyle Filipowski, Fr., Duke (3); Jamarius Burton, Gr., Pitt (3); Jarkel Joiner, Gr., NCS (2); Jeremy Roach, Duke (1).

Rookie of Year: Kyle Filipowski, Duke (68); Judah Mintz, Syracuse (7).

Coach of Year: Jeff Capel, Pitt (57); Jim Larrañaga, Miami (8); Brad Brownell, Clemson (6); Kevin Keatts, NCS (2); Tony Bennett, Uva (2).

Defensive Player of Year: Reece Beekman, Uva (29); Leaky Black, NC (18); Jesse Edwards, Syr. (13); Dereck Lively II, Duke (6); Federico Federico, Pitt (3); Ja'von Franklin, GT (3); Justyn Mutts, VT (2); Norchad Omier, Miami (1).

Most Improved Player: Quinten Post, BC (23); Sean Pedulla, VT (14); Jordan Miller, Mia. (14); Chase Hunter, Clem. (10); Cameron Hildreth, WF (3); Casey Morsell, NCS (3); Wooga Poplar, Mia. (3); Jesse Edwards, Syr. (2); JJ Traynor, Lou. (1); Federico Federico, Pitt (1); Jeremy Roach, Duke (1).

Sixth Man of Year: Nike Sibande, Pitt (47); Ben Vander Plas, Uva (8); Ryan Young, Duke (7); Dariq Whitehead, Duke (6); Bensley Joseph, Miami (3); Deivon Smith, GT (2); Devin McGlockton, BC (2)

2024

NC State - ACC Champion
RJ Davis, UNC - ACC Player of the Year
Markus Burton, Notre Dame - ACC Rookie of the Year
Hubert Davis, UNC - ACC Coach of the Year

NC State reached its first NCAA Men's Final Four since 1983 ... ACC teams went 12-5 during the 2024 NCAA Tournament, the most wins of any league ... five ACC teams claimed NCAA Tournament bids ... NC State played in 41 games in 2023-24, breaking the ACC single-season record of 40, set by the 2010 Duke and 2016 and 2017 UNCteams ... The Wolfpack were the second ACC team to make the Final Four after posting a losing conference record (9-11), joining the 1984 Virginia team ... Four ACC teams reached the Sweet 16, with three advancing to the Elite Eight. Both totals were the most of any league ... North Carolina earned a No. 1 seed in the West Region, the ACC's 41st No. 1 seed all-time (most of any conference) ... No. 10 seed NC State completed a remarkable run, winning five games in five days, to capture the 2024 ACC Championship in Washington, D.C. The Wolfpack downed top-seeded North Carolina, 84-76, in the title game and knocked off the top three seeds (No. 2 Duke, No. 3 Virginia) in the final three rounds ... The ACC title was NC State's first since 1987 and 11th in program history ... NC State joined the 2011 UConn team (Big East) as the only teams to win five games to capture a conference championship ... **North Carolina** went 17-3 in league play and earned its 33rd ACC regular-season title, including its first outright crown since the 2016-17 season ... UNC's RJ Davis was named a consensus First-Team All-American, while Duke's Kyle Filipowski earned consensus second-team honors. UNC's Armando Bacot was a USBWA Third-Team All-American ... Davis also earned the Jerry West Award as the nation's top shooting guard, becoming the first ACC player to capture the award since Duke's RJ Barrett in 2019 ... UNC's Armando Bacot tied Wake Forest's Tim Duncan (1994-97) for the ACC career double-doubles record with 87 ... Bacot played in 169 career games, also an ACC record ... The ACC and SEC split the inaugural ACC-SEC Challenge, with each league winning seven games.

2023-24 Final Standings

Team	AP	Coach	W	ACC				Overall			
				L	For	Opp	W	L	For	Opp	
North Carolina	7	6	17	3	78.65	68.15	29	8	81.95	70.49	
Duke	9	9	15	5	77.70	67.80	27	9	78.61	66.31	
Virginia			13	7	62.50	62.05	23	11	62.94	59.79	
Pitt			12	8	72.30	70.45	22	11	75.61	67.64	
Clemson	14	15	11	9	75.70	72.30	24	12	77.36	71.19	
Syracuse			11	9	75.05	78.95	20	12	76.31	75.63	
Wake Forest			11	9	77.45	71.65	21	14	78.09	70.66	
Florida State			10	10	76.45	77.15	17	16	76.55	76.30	
Virginia Tech			10	10	75.40	74.15	19	15	74.91	70.97	
NC State	10	13	9	11	73.35	74.65	26	15	75.63	71.76	
Boston College			8	12	72.15	74.95	20	16	74.08	71.86	
Georgia Tech			7	13	70.20	76.90	14	18	71.00	75.22	
Notre Dame			7	13	63.40	66.35	13	20	64.03	67.15	
Miami			6	14	70.25	74.35	15	17	75.75	73.63	
Louisville			3	17	69.60	80.30	8	24	72.00	79.06	
vs. Non-Conference: 133-53 (.715)				vs. Non-ACC Ranked Teams: 14-17							
NCAA: (5 teams; 12-5)				NIT: (3 teams; 3-3)							
Teams Ranked: Clemson, Duke, Miami, UNC, NC State, Pitt, Virginia											

2024 ACC Tournament, Washington, D.C. (March 12-13-14-15-16)

First Round - #12 Notre Dame 84, #13 Georgia Tech 80; #10 NC State 94, #15 Louisville 85; #11 Boston College 81, #14 Miami 65

Second Round - #9 Florida State 86, #8 Virginia Tech 76; #5 Wake Forest 72, #12 Notre Dame 59; #10 NC State 83, #7 Syracuse 65; #11 Boston College 76, #6 Clemson 55

Quarterfinals - #1 North Carolina 92, #9 Florida State 67; #4 Pitt 81, #5 Wake Forest 69; #10 NC State 74, #2 Duke 69; #3 Virginia 66, #11 Boston College 60 (OT)

Semifinals - #1 North Carolina 72, #4 Pitt 65; #10 NC State 73, #3 Virginia 65 (OT)

Finals - #10 NC State 84, #1 North Carolina 76

All-Tournament - First Team: DJ Burns, Jr., NC State; Armando Bacot, North Carolina; RJ Davis, North Carolina; DJ Horne, NC State; Michael O'Connell, NC State.

Second Team: Quinten Post, Boston College; Mohamed Diarra, NC State; Carlton Carrington, Pitt; Ishmael Leggett, Pitt; Reece Beekman, Virginia.

Everett Case Award: DJ Burns, NC State (15.2 ppg, 4.0 rpg, 3.4 apg)

All-Atlantic Coast Conference

First Team	Second Team	Third Team
RJ Davis, Sr., UNC..... 373	Armando Bacot, Gr., UNC . 271	DJ Horne, Sr., NCS 109
PJ Hall, Sr., Clemson 363	Reece Beekman, Sr., Uva.. 263	Harrison Ingram, Sr., UNC.. 91
Kyle Filipowski, So., Duke. 346	Judah Mintz, So., Syr..... 219	Jeremy Roach, Sr., Duke 85
Hunter Sallis, Jr., WF 292	Norchad Omier, Sr., Mia.. 172	Markus Burton, ND 69
Blake Hinson, Sr., Pitt 280	Quinten Post, Sr., BC 135	Sean Pedulla, VT 62

Player of Year: RJ Davis, UNC (68); Kyle Filipowski, Duke (3); PJ Hall, Clemson (2); Armando Bacot, UNC (1); Quinten Post, BC (1)

Rookie of Year: Markus Burton, ND (46); Jared McCain, Duke (20); Carlton Carrington, Pitt (5); Baye Ndongo, GT (2); Caleb Foster, Duke (1); Kyshawn George, Miami (1).

Coach of Year: Hubert Davis, UNC (49); Jeff Capel, Pitt (12); Adrian Autry, Syr. (6); Micah Shrewsberry, ND (3); Jon Scheyer, Duke (2); Brad Brownell, Clem. (1); Damon Stoudamire, GT (1); Tony Bennett, Uva (1).

Defensive Player of Year: Reece Beekman, Uva (43); Ryan Dunn, Uva (19); Armando Bacot, UNC (4); Maliq Brown, Syr. (4); Quinten Post, BC (2); Jaeden Zackery, BC (1); Jack Clark, Clemson (1); Quadir Copeland, Syr. (1).

Most Improved Player: Ian Schieffelin, Clemson (30); Hunter Sallis, WF (18); Lynn Kidd, VT (12); Harrison Ingram, UNC (5); Brandon Huntley-Hatfield, Lou. (3); Maliq Brown, Syr. (3); Devin McGlockton, BC (3); Isaac McKneely, Uva (1).

Sixth Man of Year: Ishmael Leggett, Pitt (33); Quadir Copeland, Syr. (20); Seth Trimble, UNC (6); Kyle Sturdivant, GT (5); Mason Madsen, BC (4); Primo Spears, FSU (4); Caleb Foster, Duke (3)



Skip Prosser led Wake Forest to 126 wins during his six years with the Demon Deacons, as well as four NCAA Tournament appearances.



NC State's Everett Case – the Old Gray Fox – dominated the early days of the conference, winning the first three ACC titles.



North Carolina's Dean Smith (left) and Duke's Mike Krzyzewski (right) are the two winningest coaches in ACC history. Between the two of them, they have 2,036 career wins, 28 ACC titles, four Olympic gold medals and seven national championships.



Terry Holland, hugging 1976 ACC Tournament MVP Wally Walker, is the winningest coach in Virginia history and eighth on the ACC wins list.



Georgia Tech's Bobby Cremins won 354 games and three ACC championships in his 19 seasons with the Yellow Jackets.

WINS - ALL GAMES

(while a member of the ACC)

Coach, School	Years	Wins
Mike Krzyzewski, Duke	1981-2022	1,129
Dean Smith, UNC	1961-97	879
Roy Williams, UNC	2004-21	485
Gary Williams, Md.	1990-2011	461
Leonard Hamilton, FSU	2003-11	421
Tony Bennett, UVA	2010-11	364
Bobby Cremins, GT	1981-2000	354
Charles "Lefty" Driesell, Md.	1970-86	348
Terry Holland, UVA	1975-90	326
Jim Larrañaga, Miami	2013-11	270

WINS - ACC GAMES

(Regular Season Only)

Coach, School	Years	Wins
Mike Krzyzewski, Duke	1981-2022	466
Dean Smith, UNC	1961-97	364
Roy Williams, UNC	2004-21	212
Leonard Hamilton, FSU	2003-11	192
Gary Williams, Md.	1990-2011	192
Tony Bennett, UVA	2010-11	189
Frank McGuire, UNC/USC	1954-61/65-71	142
Bobby Cremins, GT	1981-2000	134
Brad Brownell, Clem.	2011-11	128
Jim Larrañaga, Miami	2012-11	126

WINS - ACC GAMES

(Regular Season & ACC Tournament)

Coach, School	Years	Wins
Mike Krzyzewski, Duke	1981-2022	535
Dean Smith, UNC	1961-97	422
Roy Williams, UNC	2004-21	241
Gary Williams, Md.	1990-2011	210
Leonard Hamilton, FSU	2003-11	207
Tony Bennett, UVA	2010-11	206
Frank McGuire, UNC/USC	1954-61/65-71	160
Bobby Cremins, GT	1981-2000	149
Charles "Lefty" Driesell, Md.	1970-86	139
Jim Larrañaga, Miami	2012-11	139

WINS - NCAA TOURNAMENT

(while a member of the ACC)

Coach, School	Years	Wins
Mike Krzyzewski, Duke	1981-2022	69
Dean Smith, UNC	1961-97	58
Roy Williams, UNC	2004-21	29
Vic Bunas, Duke	1960-69	22
Frank McGuire, UNC/USC	1954-61/65-71	18
Gary Williams, Md.	1990-2011	18
Charles "Lefty" Driesell, Md.	1970-86	17
Tony Bennett, UVA	2010-11	17
Leonard Hamilton, FSU	2003-11	15
Bobby Cremins, GT	1981-2000	15
Everett Case, NCS	1954-64	15
Terry Holland, UVA	1975-90	15

WINS - NCAA TOURNAMENT

(while a member of the ACC)

Coach, School	Years	Wins
Mike Krzyzewski, Duke	1981-2022	101
Dean Smith, UNC	1961-97	65
Roy Williams, UNC	2004-21	45
Gary Williams, Md.	1990-2011	25
Leonard Hamilton, FSU	2003-11	18
Bobby Cremins, GT	1981-2000	15
Terry Holland, UVA	1975-90	15
Jim Valvano, NCS	1981-90	14
Tony Bennett, UVA	2010-11	13
Vic Bunas, Duke	1960-69	10
Charles "Lefty" Driesell, Md.	1970-86	10
Dave Odom, WF	1990-2001	10

WIN PERCENTAGE - ALL GAMES

(while a member of the ACC)

Coach, School	Years	W-L	Pct.
M. Krzyzewski, Duke	1981-2022	1,129-309	.785
Dean Smith, UNC	1961-97	879-254	.776
Vic Bunas, Duke	1960-69	213-67	.761
Jon Scheyer, Duke	2023-11	54-18	.750
Roy Williams, UNC	2004-21	485-163	.748
Bill Guthridge, UNC	1998-2000	80-28	.741
Tony Bennett, UVA	2010-11	364-136	.728
Hubert Davis, UNC	2022-11	78-31	.716
Frank McGuire, UNC/USC	1954-61/65-71	264-108	.710
Lefty Driesell, Md.	1970-86	348-159	.686

WIN PERCENTAGE - ACC REGULAR SEASON

Coach, School	Years	W-L	Pct.
Vic Bunas, Duke	1960-69	106-32	.768
Dean Smith, UNC	1961-97	364-136	.728
Jon Scheyer, Duke	2023-11	29-11	.725
Hubert Davis, UNC	2022-11	43-17	.717
M. Krzyzewski, Duke	1981-2022	466-193	.707
Harold Bradley, Duke	1954-59	56-24	.700
Tony Bennett, UVA	2010-11	189-82	.697
Roy Williams, UNC	2004-21	212-94	.693
Frank McGuire, UNC/USC	1954-61/65-71	142-63	.693
Bill Guthridge, UNC	1998-2000	32-16	.667

WIN PERCENTAGE - ACC TOURNAMENT

Coach, School	Years	W-L	Pct.
Vic Bunas, Duke	1960-69	22-6	.786
Jon Scheyer, Duke	2023-11	3-1	.750
M. Krzyzewski, Duke	1981-2022	69-24	.742
Dean Smith, UNC	1961-97	58-23	.716
Bill Guthridge, UNC	1998-2000	5-2	.714
Everett Case, NCS	1954-64	15-7	.682
Bones McKinney, WF	1958-65	12-6	.667
Bill Foster, Duke	1975-80	8-4	.667
Roy Williams, UNC	2004-21	29-15	.659
Mike Young, VT	2020-11	5-3	.625
Kevin Keatts, NCS	2018-11	8-5	.615
Mark Gottfried, NCS	2012-17	8-5	.615

WIN PERCENTAGE - NCAA TOURNAMENT

(min. two apps. while member of the ACC)

Coach, School	Years	W-L	Pct.
Hubert Davis, UNC	2022-11	7-2	.778
Roy Williams, UNC	2004-21	45-13	.776
M. Krzyzewski, Duke	1981-2022	101-31	.765
Vic Bunas, Duke	1960-69	11-4	.733
Bill Guthridge, UNC	1998-2000	8-3	.727
Dean Smith, UNC	1961-97	65-27	.707
Jim Valvano, NCS	1981-90	14-6	.700
Jim Boehm, Syr.	2014-23	10-5	.667
Bill Foster, Duke	1975-80	6-3	.667
Frank McGuire, UNC/USC	1954-61/65-71	6-3	.667
Jon Scheyer, Duke	2023-11	4-2	.667

ACC HOME COURT WINS

Coach, School	Years	Wins
Mike Krzyzewski, Duke	1981-2022	265
Dean Smith, UNC	1961-97	197
Roy Williams, UNC	2004-21	119
Leonard Hamilton, FSU	2003-11	124
Gary Williams, Maryland	1990-11	117
Tony Bennett, Virginia	2010-11	109
Brad Brownell, Clemson	2011-11	87
Bobby Cremins, GT	1981-00	85
Jim Larrañaga, Miami	2012-11	76
Frank McGuire, UNC/USC	54-61, 65-71	75
Lefty Driesell, Maryland	1970-86	75

ACC HOME COURT WIN PERCENTAGE

(minimum two complete seasons in the ACC)

Coach, School	Years	W-L	Pct.
Jon Scheyer, Duke	2023-11	18-2	.900
Harold Bradley, Duke	1954-59	35-5	.875
Vic Bunas, Duke	1960-69	60-9	.870
Dean Smith, UNC	1961-97	197-38	.838
Dino Gaudio, WF	2008-10	20-4	.833
M. Krzyzewski, Duke	1981-2022	265-64	.805
Tony Bennett, UVA	2010-11	109-27	.801
Hubert Davis, UNC	2022-11	24-6	.800
Frank McGuire, UNC/USC	1954-61/65-71	75-20	.790
Roy Williams, UNC	2004-21	119-33	.782

ACC ROAD WINS

Coach, School	Years	Wins
Mike Krzyzewski, Duke	1981-2022	201
Dean Smith, North Carolina	1961-97	133
Roy Williams, UNC	2004-21	93
Tony Bennett, Virginia	2010-11	80
Gary Williams, Maryland	1990-11	75
Leonard Hamilton, FSU	2003-11	68
Frank McGuire, UNC/USC	54-61/65-71	55
Jim Larrañaga, Miami	2012-11	50
Vic Bunas, Duke	1960-69	46
Bobby Cremins, Georgia Tech	1981-00	44

ACC ROAD WIN PERCENTAGE

(minimum two complete seasons in the ACC)

Coach, School	Years	W-L	Pct.
Vic Bunas, Duke	1960-69	46-23	.667
Hubert Davis, UNC	2022-11	19-11	.633
Frank McGuire, UNC/USC	1954-61/65-71	55-34	.618
M. Krzyzewski, Duke	1981-2022	201-129	.609
Roy Williams, UNC	2004-21	93-61	.604
Tony Bennett, UVA	2010-11	80-55	.593
Dean Smith, UNC	1961-97	133-92	.591
Bill Guthridge, UNC	1998-00	14-10	.583
Jon Scheyer, Duke	2023-11	11-9	.550
Bones McKinney, WF	1958-65	29-27	.518

FASTEST TO 100 WINS - ALL GAMES

Coach, School	G	W-L	Year	Pct.
Vic Bunas, Duke	128	100-28	1969	.781
Roy Williams, UNC	129	100-29	2007	.775
Skip Prosser, WF	136	100-36	2007	.735
Lefty Driesell, Md.	141	100-41	1974	.709
Bill Foster, Clem.	147	100-47	1984	.680

FASTEST TO 150 WINS - ALL GAMES

Coach, School	G	W-L	Year	Pct.
Roy Williams, UNC	183	150-33	2009	.830
Vic Bunas, Duke	187	150-37	1966	.820
Lefty Driesell, Md.	204	150-54	1977	.709
Dean Smith, UNC	213	150-63	1970	.704
Tony Bennett, UVA	218	150-68	2016	.688

FASTEST TO 200 WINS - ALL GAMES

Coach, School	G	W-L	Year	Pct.
Vic Bunas, Duke	254	200-54	1966	.787
Dean Smith, UNC	278	200-78	1970	.719
Terry Holland, UVA	283	200-83	1983	.707
Tony Bennett, UVA	284	200-84	2018	.704
Lefty Driesell, Md.	285	200-85	1980	.702

FASTEST TO 250 WINS - ALL GAMES

Coach, School	G	W-L	Year	Pct.
Roy Williams, UNC	316	250-66	2012	.791
Tony Bennett, UVA	339	250-89	2019	.737
Dean Smith, UNC	341	250-91	1970	.733
Lefty Driesell, Md.	352	250-102	1982	.710
M. Krzyzewski, Duke	358	250-108	1988	.698

FASTEST TO 300 WINS - ALL GAMES

Coach, School	G	W-L	Year	Pct.
Roy Williams, UNC	386	300-86	2014	.777
Tony Bennett, UVA	405	300-105	2022	.741
Dean Smith, UNC	406	300-106	1976	.739
M. Krzyzewski, Duke	412	300-112	1991	.728
Lefty Driesell, Md.	432	300-132	1984	.694

1ST SEASON - ACC REGULAR-SEASON GAMES

Coach, School	Years	W-L	Pct.
Matt Doherty, UNC	2001	13-3	.813
Bill Guthridge, UNC	1998	13-3	.813
Jim Boehm, Syr.	2014	14-4	.778
Jon Scheyer, Duke	2023	14-6	.700
Jamie Dixon, Pitt	2014	11-7	.611

2ND SEASON - ACC REGULAR-SEASON GAMES

Coach, School	Years	W-L	Pct.
Jon Scheyer, Duke	2023-24	29-11	.725
Bill Guthridge, UNC	1998-99	23-9	.719
Jim Larrañaga, Miami	2012-13	24-10	.706
Roy Williams, UNC	2004-05	22-10	.688
Skip Prosser, WF	2002-03	22-10	.688

3RD SEASON - ACC REGULAR-SEASON GAMES

Coach, School	Years	W-L	Pct.
Hubert Davis, UNC	2022-24	43-17	.717
Roy Williams, UNC	2004-06	34-14	.708
Bill Guthridge, UNC	1998-00	32-16	.667
Vic Bunas, Duke	1960-62	28-14	.667
Chris Mack, Louis.	2019-21	33-18	.647

4TH SEASON - ACC REGULAR-SEASON GAMES

Coach, School	Years	W-L	Pct.
Vic Bunas, Duke	1960-63	42-14	.750
Roy Williams, UNC	2004-07	45-19	.703
Skip Prosser, WF	2002-05	44-20	.688
Dean Smith, UNC	1962-65	33-23	.589
Jim Larrañaga, Miami	2012-15	41-29	.586

5TH SEASON - ACC REGULAR-SEASON GAMES

Coach, School	Years	W-L	Pct.
Vic Bunas, Duke	1960-64	55-15	.786
Roy Williams, UNC	2004-08	59-21	.738
Frank McGuire, UNC	1954-58	48-19	.716
Bones McKinney, WF	1958-62	43-27	.614
Jim Larrañaga, Miami	2012-16	54-34	.614

ACC COACHING RECORDS (SINCE 1954)

Includes only seasons coaching at ACC schools during years as ACC member & ranked by All Games percentage

Head Coach	School	Years	All Games	ACC Regular Season Games	ACC Tournament	ACC Titles	NCAA Titles
Mike Krzyzewski ¹	Duke	42	1,129-309 .785	466-193 .707	69-24 .742	15	5
Dean Smith	North Carolina	36	879-254 .776	364-136 .728	58-23 .716	13	2
Vic Bubas	Duke	10	213-67 .761	106-32 .768	22-6 .786	4	0
Jon Scheyer	Duke	2	54-18 .750	29-11 .725	3-1 .750	1	0
Roy Williams	North Carolina	18	485-163 .748	212-94 .693	29-15 .659	3	3
Bill Guthridge	North Carolina	3	80-28 .741	32-16 .667	5-2 .714	1	0
Tony Bennett	Virginia	14	364-136 .728	189-82 .697	17-11 .607	2	1
Hubert Davis	North Carolina	3	78-31 .716	43-17 .717	4-3 .571	0	0
Frank McGuire	UNC/USC	15	264-108 .710	142-63 .693	18-13 .581	2	1
Lefty Driesell	Maryland	17	348-159 .686	122-100 .549	17-16 .515	1	0
Everett Case ²	NC State	12	190-89 .681	89-60 .597	15-7 .682	4	0
Norm Sloan	NC State	14	266-127 .677	103-77 .572	14-11 .560	3	1
Harold Bradley	Duke	6	105-51 .673	56-24 .700	6-6 .500	0	0
Dino Gaudio	Wake Forest	3	61-31 .663	27-21 .563	0-3 .000	0	0
Rick Pitino ⁴	Louisville	3	48-25 .658	24-18 .571	0-2 .000	0	0
Skip Prosser	Wake Forest	6	126-68 .649	52-44 .542	5-6 .455	0	0
Jim Valvano	NC State	10	209-114 .647	71-69 .507	9-8 .529	2	1
Gary Williams	Maryland	22	461-252 .646	192-156 .552	18-20 .474	1	1
Dave Odom	Wake Forest	12	240-132 .645	101-87 .537	9-10 .474	2	0
Murray Greason	Wake Forest	4	72-40 .643	33-21 .611	6-4 .600	0	0
Terry Holland	Virginia	16	326-181 .643	111-103 .519	15-15 .500	1	0
Jamie Dixon	Pitt	3	66-37 .641	28-26 .519	3-3 .500	0	0
Bill Foster	Duke	6	113-64 .638	31-43 .419	8-4 .667	0	0
Chris Mack	Louisville	4	63-36 .636	38-23 .623	1-2 .333	0	0
Adrian Autry	Syracuse	1	20-12 .625	11-9 .550	0-1 .000	0	0
Jim Larrañaga	Miami	13	270-166 .619	126-115 .523	13-12 .520	1	0
Oliver Purnell	Clemson	7	138-88 .611	50-62 .446	3-7 .333	0	0
David Padgett	Louisville	1	22-14 .611	9-9 .500	1-1 .500	0	0
Mark Gottfried	NC State	5	108-69 .610	44-44 .500	8-5 .615	0	0
Al Skinner	Boston College	5	100-65 .606	40-40 .500	5-5 .500	0	0
Jim Boenheim	Syracuse	10	200-131 .604	98-86 .532	5-8 .385	0	0
Leonard Hamilton	Florida State	22	421-281 .600	192-179 .518	15-20 .429	2	0
Bobby Cremins	Georgia Tech	19	354-237 .599	134-150 .472	15-16 .484	3	0
Carl Tacy	Wake Forest	13	222-149 .598	71-97 .423	6-13 .316	2	0
Kevin Keatts	NC State	7	139-94 .597	64-69 .481	8-5 .615	1	0
Bill Foster	Clemson	9	156-106 .595	44-74 .373	3-9 .250	0	0
Herb Sendek	NC State	10	191-132 .591	72-88 .450	13-10 .565	0	0
Mike Brey	Notre Dame	10	198-138 .589	89-97 .478	11-8 .578	1	0
Seth Greenberg	Virginia Tech	8	155-109 .587	61-67 .477	5-8 .385	0	0
Brad Brownell	Clemson	14	265-189 .584	128-127 .502	7-13 .350	0	0
Jeff Jones	Virginia	8	146-104 .584	59-67 .468	5-8 .385	0	0
Bucky Waters	Duke	4	63-45 .583	27-25 .519	1-4 .200	0	0
Pat Kennedy	Florida State	6	105-75 .583	45-51 .469	1-6 .143	0	0
Mike Young	Virginia Tech	5	92-66 .582	45-48 .484	5-4 .556	1	0
Cliff Ellis	Clemson	10	179-129 .581	56-90 .384	3-10 .231	0	0
Mark Turgeon	Maryland	3	59-43 .578	23-29 .442	3-3 .500	0	0
Steve Forbes	Wake Forest	4	71-53 .573	37-41 .474	2-4 .333	0	0
Bones McKinney	Wake Forest	8	122-94 .565	69-43 .616	12-6 .667	2	0
Bud Millikan	Maryland	14	199-154 .564	98-93 .513	7-13 .350	1	0
Rick Barnes	Clemson	4	74-58 .561	28-36 .438	2-4 .333	0	0
Frank Haith	Miami	7	129-101 .561	43-69 .384	5-7 .417	0	0
Pete Gillen	Virginia	7	118-93 .559	45-67 .401	2-7 .222	0	0
Buzz Williams	Virginia Tech	5	100-69 .552	44-46 .444	4-5 .444	0	0
Matt Doherty	North Carolina	3	53-43 .552	23-25 .479	3-3 .500	0	0
Paul Hewitt	Georgia Tech	11	190-162 .540	72-104 .409	9-11 .450	0	0
Sidney Lowe	NC State	5	86-78 .524	25-55 .313	5-5 .500	0	0
Jeff Capel	Pitt	6	97-92 .513	47-67 .412	4-6 .400	0	0
Dave Leitao	Virginia	4	63-60 .512	27-37 .422	1-4 .200	0	0
Earl Grant	Boston College	3	49-53 .480	23-37 .383	5-3 .625	0	0
Tates Locke	Clemson	5	62-70 .470	20-42 .323	1-5 .167	0	0
Brian Gregory	Georgia Tech	4	76-86 .469	27-61 .307	2-5 .286	0	0
Press Maravich ²	Clem./NC State	8	93-109 .460	44-67 .396	7-7 .500	0	0
Larry Shyatt	Clemson	5	70-84 .455	20-60 .250	1-5 .167	0	0
Mike Hopkins ³	Syracuse	1	4-5 .444	0-3 .000	0-0 .000	0	0
Les Robinson	NC State	6	78-98 .443	28-66 .298	2-6 .250	0	0
Jack McCloskey	Wake Forest	6	70-89 .440	32-50 .390	3-6 .333	0	0
Damon Stoudamire	Georgia Tech	1	14-18 .438	7-13 .350	0-1 .000	0	0
Josh Pastner ⁴	Georgia Tech	7	87-113 .435	45-78 .366	3-5 .375	1	0
Bill Gibson	Virginia	11	120-158 .432	50-98 .338	5-11 .313	0	0
Rob Stevens	South Carolina	3	34-45 .430	15-27 .357	2-2 .500	0	0
Steve Robinson	Florida State	5	63-85 .426	25-55 .313	3-5 .375	0	0
Bus Male	Virginia	4	46-62 .426	12-35 .255	1-4 .200	0	0
Bob Wade	Maryland	3	36-50 .419	7-35 .167	2-3 .400	0	0
Steve Donahue	Boston College	4	54-76 .415	24-44 .353	2-4 .333	0	0
Bobby Roberts	Clemson	8	82-116 .414	41-71 .366	1-8 .111	0	0
Danny Manning	Wake Forest	6	78-111 .413	30-80 .273	1-6 .142	0	0
Jeff Bzdelik	Wake Forest	4	51-76 .402	17-51 .250	1-4 .250	0	0
Chuck Noe	South Carolina	2	19-29 .396	12-16 .429	0-1 .000	0	0
Frank Johnson	South Carolina	5	51-78 .395	15-51 .227	0-1 .000	0	0
Bob Staak	Wake Forest	4	45-69 .395	7-48 .127	1-4 .000	0	0
Micah Shrewsberry	Notre Dame	1	13-20 .394	7-13 .350	1-1 .500	0	0
Neil McGeachy	Duke	1	10-16 .385	2-10 .176	0-1 .000	0	0
Jim Christian	Boston College	6	78-132 .371	26-94 .217	3-6 .333	0	0
Kevin Stallings	Pitt	2	24-41 .369	4-32 .111	1-2 .333	0	0
James Johnson	Virginia Tech	2	22-41 .349	6-30 .167	0-2 .000	0	0
Frank Fellows	Maryland	2	16-34 .320	6-22 .214	0-2 .000	0	0
Jack Murdock	Wake Forest	1	8-18 .308	4-10 .286	0-1 .000	0	0
Billy McCann	Virginia	6	40-106 .274	20-64 .238	1-6 .143	0	0
Dwayne Morrison	Ga. Tech/S. Car.	3	12-41 .226	1-27 .036	0-3 .000	0	0
Banks McFadden	Clemson	3	16-56 .222	1-36 .027	0-3 .000	0	0
Pete Gaudet ¹	Duke	1	4-15 .211	2-13 .133	1-1 .500	0	0
Walt Hamrick	South Carolina	1	4-20 .167	2-12 .143	0-1 .000	0	0
Kenny Payne	Louisville	2	12-52 .188	5-35 .125	0-2 .000	0	0

¹Duke's Mike Krzyzewski left the team for medical reasons in the 1994-95 season when the Blue Devils were 9-3 overall, 0-1 in the ACC. Pete Gaudet assumed interim head coaching duties and went 4-15 overall, 2-13 in the ACC. ²NC State's Everett Case retired after second game of 1964-65 season and was replaced by Press Maravich. Case is credited with 1-1 overall, 0-1 ACC mark for that season while Maravich gets credit for 20-4 record, 10-3 in ACC. ³Mike Hopkins replaced Jim Boenheim as Syracuse head coach for nine games during 2015-16 season. ⁴Louisville vacated 27 wins, including 12 ACC wins and one NCAA tournament win, in 2014-15 because of NCAA violations. ⁵Georgia Tech vacated 22 wins and one loss because of NCAA violations.

WINS VERSUS NO. 1

Since the league's first season in 1953-54, 33 ACC head coaches have combined for 67 wins against No. 1-ranked teams in either the AP or coaches' polls.

Wins vs. No. 1 by ACC Coaches (while coaching in the ACC)

Mike Krzyzewski, Duke	8
Gary Williams, Maryland	6
Roy Williams, North Carolina	6
Bobby Cremins, Georgia Tech	4
Dean Smith, North Carolina	4
Lefty Driesell, Maryland	3
Seth Greenberg, Virginia Tech	3
Bill Guthridge, North Carolina	3
Leonard Hamilton, Florida State	3
Vic Bubas, Duke	2
Herb Sendek, NC State	2
Carl Tacy, Wake Forest	2
Jim Valvano, NC State	2
Jim Boenheim, Syracuse	1
Harold Bradley, Duke	1
Everett Case, NC State	1
Jim Christian, Boston College	1
Steve Donahue, Boston College	1
Bill Foster, Clemson	1
Dino Gaudio, Wake Forest	1
Mark Gottfried, NC State	1
Paul Hewitt, Georgia Tech	1
Terry Holland, Virginia	1
Jim Larrañaga, Miami	1
Bud Millikan, Maryland	1
Dave Odom, Wake Forest	1
Rick Pitino, Louisville	1
Les Robinson, NC State	1
Steve Robinson, Florida State	1
Larry Shyatt, Clemson	1
Al Skinner, Boston College	1
Bob Staak, Wake Forest	1
Mark Turgeon, Maryland	1

FIRST-YEAR MENTORS

Since the league's first season in 1953-54, there have been 19 first-year coaches that have posted a .500-or-better record in league play, including Syracuse's Adrian Autry in 2023-24. Three of those coaches – NC State's Press Maravich (1965), North Carolina's Bill Guthridge (1998) and Georgia Tech's Paul Hewitt (2001) – also earned ACC Coach of the Year recognition that season.

First-Year ACC Coaching Records - .500 or better

Coach, School	Year	W-L	Pct.
Matt Doherty, North Carolina	2001	13-3	.813
Bill Guthridge, North Carolina	1998	13-3	.813
Press Maravich, NC State	1965	10-3	.769
Jon Scheyer, Duke	2023	14-6	.700
Kevin Keatts, NC State	2018	11-7	.611
Les Robinson, NC State	1991	8-6	.571
Bucky Waters, Duke	1970	8-6	.571
Jim Larrañaga, Miami	2012	9-7	.563
Mike Gottfried, NC State	2012	9-7	.563
Brad Brownell, Clemson	2011	9-7	.563
Steve Donahue, Boston College	2011	9-7	.563
Skip Prosser, Wake Forest	2002	9-7	.563
Chris Mack, Louisville	2019	10-8	.556
Adrian Autry, Syracuse	2024	11-9	.550
David Padgett, Louisville	2018	9-9	.500
Roy Williams, North Carolina	2004	8-8	.500
Paul Hewitt, Georgia Tech	2001	8-8	.500
Vic Bubas, Duke	1960	7-7	.500
Dean Smith, North Carolina	1963	7-7	.500

Year	ACC Player of Year	ACC Coach of Year	ACC Rookie of Year	Defensive Player of Year	Most Improved	Sixth Man
1954	Dickie Hemric, WF	Everett Case, NCS	—	—	—	—
1955	Dickie Hemric, WF	Everett Case, NCS	—	—	—	—
1956	Ronnie Shavlik, NCS	Murray Greason, WF	—	—	—	—
1957	Lennie Rosenbluth, UNC	Frank McGuire, UNC	—	—	—	—
1958	Pete Brennan, UNC	Everett Case, NCS	—	—	—	—
1959	Lou Pucillo, NCS	Harold Bradley, Duke	—	—	—	—
1960	Lee Shaffer, UNC	Bones McKinney, WF	—	—	—	—
1961	Len Chappell, WF	Bones McKinney, WF	—	—	—	—
1962	Len Chappell, WF	Bob Stevens, USC	—	—	—	—
1963	Art Heyman, Duke	Vic Bubas, Duke	—	—	—	—
1964	Jeff Mullins, Duke	Vic Bubas, Duke	—	—	—	—
1965	Billy Cunningham, UNC	Press Maravich, NCS	—	—	—	—
1966	Steve Vacendak, Duke	Vic Bubas, Duke	—	—	—	—
1967	Larry Miller, UNC	Dean Smith, UNC	—	—	—	—
1968	Larry Miller, UNC	Dean Smith, UNC	—	—	—	—
1969	John Roche, USC	Frank McGuire, USC	—	—	—	—
1970	John Roche, USC	Norm Sloan, NCS	—	—	—	—
1971	Charlie Davis, WF	Dean Smith, UNC	—	—	—	—
1972	Barry Parkhill, UVa	Bill Gibson, UVa	—	—	—	—
1973	David Thompson, NCS	Norm Sloan, NCS	—	—	—	—
1974	David Thompson, NCS	Norm Sloan, NCS	—	—	—	—
1975	David Thompson, NCS	Lefty Driesell, Md.	—	—	—	—
1976	Mitch Kupchak, UNC	Dean Smith, UNC	Jim Spanarkel, Duke	—	—	—
1977	Rod Griffin, WF	Dean Smith, UNC	Mike Gminski, Duke	—	—	—
			Hawkeye Whitney, NCS	—	—	—
1978	Phil Ford, UNC	Bill Foster, Duke	Gene Banks, Duke	—	—	—
1979	Mike Gminski, Duke	Dean Smith, UNC	Buck Williams, Md.	—	—	—
1980	Albert King, Md.	Lefty Driesell, Md.	Ralph Sampson, UVa	—	—	—
1981	Ralph Sampson, UVa	Terry Holland, UVa	Sam Perkins, UNC	—	—	—
1982	Ralph Sampson, UVa	Terry Holland, UVa	Michael Jordan, UNC	—	—	—
1983	Ralph Sampson, UVa	Bobby Cremins, GT	Mark Price, GT	—	—	—
1984	Michael Jordan, UNC	Mike Krzyzewski, Duke	Bruce Darnell, GT	—	—	—
1985	Len Bias, Md.	Bobby Cremins, GT	Duane Ferrell, GT	—	—	—
1986	Len Bias, Md.	Mike Krzyzewski, Duke	Tom Hammonds, GT	—	—	—
1987	Horace Grant, Clem.	Cliff Ellis, Clem.	J.R. Reid, UNC	—	—	—
1988	Danny Ferry, Duke	Dean Smith, UNC	Dennis Scott, GT	—	—	—
1989	Danny Ferry, Duke	Jim Valvano, NCS	Bryant Stith, UVa	—	—	—
1990	Dennis Scott, GT	Cliff Ellis, Clem.	Kenny Anderson, GT	—	—	—
1991	Rodney Monroe, NCS	Dave Odom, WF	Rodney Rogers, WF	—	—	—
1992	Christian Laettner, Duke	Pat Kennedy, FSU	Bob Sura, FSU	—	—	—
1993	Rodney Rogers, WF	Dean Smith, UNC	Martice Moore, GT	—	—	—
1994	Grant Hill, Duke	Dave Odom, WF	Joe Smith, Md.	—	—	—
1995	Joe Smith, Md.	Dave Odom, WF	Greg Buckner, Clem.	—	—	—
1996	Tim Duncan, WF	Bobby Cremins, GT	Stephon Marbury, GT	—	—	—
1997	Tim Duncan, WF	Mike Krzyzewski, Duke	Ed Cota, UNC	—	—	—
1998	Antawn Jamison, UNC	Bill Guthridge, UNC	Robert O'Kelley, WF	—	—	—
1999	Elton Brand, Duke	Mike Krzyzewski, Duke	Chris Williams, UVa	—	—	—
2000	Chris Carrawell, Duke	Mike Krzyzewski, Duke	Joseph Forte, UNC	—	—	—
2001	Shane Battier, Duke	Paul Hewitt, GT	Chris Duhon, Duke	—	—	—
	Joseph Forte, UNC			—	—	—
2002	Juan Dixon, Md.	Gary Williams, Md.	Ed Nelson, GT	—	—	—
2003	Josh Howard, WF	Skip Prosser, WF	Chris Bosh, GT	—	—	—
2004	Julius Hodge, NCS	Herb Sendek, NCS	Chris Paul, WF	—	—	—
2005	J.J. Redick, Duke	Seth Greenberg, VT	Marvin Williams, UNC	Shelden Williams, Duke	—	—
2006	J.J. Redick, Duke	Roy Williams, UNC	Tyler Hansbrough, UNC	Shelden Williams, Duke	—	—
2007	Jared Dudley, BC	Dave Leitao, UVa	Brandon Wright, UNC	Jamon Gordon, VT	—	—
2008	Tyler Hansbrough, UNC	Seth Greenberg, VT	Kyle Singler, Duke	DeMarcus Nelson, Duke	—	—
2009	Ty Lawson, UNC	Leonard Hamilton, FSU	Sylvan Landesberg, UVa	Toney Douglas, FSU	—	—
2010	Greivis Vasquez, Md.	Gary Williams, Md.	Derrick Favors, GT	Chris Singleton, FSU	—	—
2011	Nolan Smith, Duke	Roy Williams, UNC	Harrison Barnes, UNC	John Henson, UNC	—	—
2012	Tyler Zeller, UNC	Leonard Hamilton, FSU	Austin Rivers, Duke	John Henson, UNC	—	—
2013	Erick Green, VT	Jim Larrañaga, UM	Olivier Hanlan, BC	Durand Scott, UM	—	—
2014	T.J. Warren, NCS	Tony Bennett, UVa	Jabari Parker, Duke	K.J. McDaniels, Clem.	Marcus Paige, UNC	Justin Anderson, UVa
2015	Jahlil Okafor, Duke	Tony Bennett, UVa	Jahlil Okafor, Duke	Darion Atkins, UVa	Rakeem Christmas, SU	BeeJay Anya, NCS
2016	Malcolm Brogdon, UVa	Jim Larrañaga, UM	Brandon Ingram, Duke	Malcolm Brogdon, UVa	Jaron Blossomgame, Clem.	Isaiah Hicks, UNC
2017	Justin Jackson, UNC	Josh Pastner, GT	Dennis Smith, NCS	Ben Lammers, GT	John Collins, WF	Seth Allen, VT
2018	Marvin Bagley III, Duke	Tony Bennett, UVa	Marvin Bagley III, Duke	Isaiah Wilkins, UVa	Luke Maye, UNC	De'Andre Hunter, UVa
2019	Zion Williamson, Duke	Tony Bennett, UVa	Zion Williamson, Duke	De'Andre Hunter, UVa	Jordan Nwora, UL	Mfiondu Kabengele, FSU
2020	Tre Jones, Duke	Leonard Hamilton, FSU	Vernon Carey Jr., Duke	Tre Jones, Duke	Garrison Brooks, UNC	Patrick Williams, FSU
2021	Moses Wright, GT	Mike Young, VT	Scottie Barnes, FSU	Jose Alvarado, GT	Matthew Hurt, Duke	Scottie Barnes, FSU
2022	Alondes Williams, WF	Steve Forbes, WF	Paolo Banchero, Duke	Paolo Banchero, Duke	Dereon Seabron, NCS	Matthew Cleveland, FSU
2023	Isaiah Wong, Miami	Jeff Capel, Pitt	Kyle Filipowski, Duke	Reece Beekman, UVa	Quinten Post, BC	Nike Sibande, Pitt
2024	RJ Davis, UNC	Hubert Davis, UNC	Markus Burton, ND	Reece Beekman, UVa	Ian Schieffelin, Clem.	Ishmael Leggett, Pitt

ACC PLAYERS OF THE YEAR

37 - Won the award in their senior season, 23 were juniors, eight were sophomores and three were freshmen.

36 - Played for teams that finished first during the regular season, 20 were on the rosters of second place teams, eight on third, three on fourth, one on fifth, one on sixth, one of a seventh-place team and one - Virginia Tech's Erick Green (2013) - played for a last-place team.

34 - Led the ACC in scoring. UNC's Phil Ford (1978) and Ty Lawson (2009) and Wake Forest's Alondes Williams (2022) are the only ACC Players of the Year to lead the ACC in assists.

Year	Player	School	Cl.	ACC W-L	ACC Finish	FG%	RPG	PPG
1954	Dickie Hemric	WF	Jr.	8-4	3rd	.504	15.1	24.3
1955	Dickie Hemric	WF	Sr.	8-6	4th	.517	19.1	27.6
1956	Ronnie Shavlik	NCS	Sr.	11-3	1st	.413	19.5	18.2
1957	Lennie Rosenbluth	UNC	Sr.	14-0	1st	.483	8.8	28.0
1958	Pete Brennan	UNC	Sr.	10-4	2nd	.438	11.7	21.3
1959	Lou Pucillo	NCS	Sr.	12-2	1st	.428	14.2	17.0
1960	Lee Shaffer	UNC	Sr.	12-2	1st	.436	11.2	18.2
1961	Len Chappell	WF	Jr.	11-3	2nd	.504	14.0	26.6
1962	Len Chappell	WF	Sr.	12-2	1st	.548	15.2	30.1
1963	Art Heyman	Duke	Sr.	14-0	1st	.452	10.8	24.9
1964	Jeff Mullins	Duke	Sr.	13-1	1st	.489	8.9	24.2
1965	Billy Cunningham	UNC	Sr.	10-4	4th	.493	14.3	25.4
1966	Steve Vacendak	Duke	Sr.	12-2	1st	.429	4.0	13.2
1967	Larry Miller	UNC	Jr.	12-2	1st	.503	9.3	21.9
1968	Larry Miller	UNC	Sr.	12-2	1st	.492	8.1	22.4
1969	John Roche	USC	So.	11-3	2nd	.471	2.6	23.6
1970	John Roche	USC	Jr.	14-0	1st	.473	2.5	22.3
1971	Charlie Davis	WF	Sr.	7-7	4th	.494	4.4	26.5
1972	Barry Parkhill	UVA	Jr.	8-4	2nd	.452	4.5	21.6
1973	David Thompson	NCS	So.	12-0	1st	.569	8.1	24.7
1974	David Thompson	NCS	Jr.	12-0	1st	.547	7.9	26.0
1975	David Thompson	NCS	Sr.	8-4	2nd	.546	8.2	29.9
1976	Mitch Kupchak	UNC	Sr.	11-1	1st	.576	11.3	17.6
1977	Rod Griffin	WF	Jr.	8-4	2nd	.621	8.6	20.5
1978	Phil Ford	UNC	Sr.	9-3	1st	.527	2.1	20.8
1979	Mike Gminski	Duke	Jr.	9-3	1st	.519	9.2	18.8
1980	Albert King	Md.	Jr.	11-3	1st	.553	6.7	21.7
1981	Ralph Sampson	UVA	So.	13-1	1st	.557	11.5	17.7
1982	Ralph Sampson	UVA	Jr.	12-2	1st	.561	11.4	15.8
1983	Ralph Sampson	UVA	Sr.	12-2	1st	.604	11.7	19.1
1984	Michael Jordan	UNC	Jr.	14-0	1st	.551	5.3	19.6
1985	Len Bias	Md.	Jr.	8-6	4th	.528	6.8	18.9
1986	Len Bias	Md.	Sr.	6-8	6th	.544	7.0	23.2
1987	Horace Grant	Clem.	Sr.	10-4	2nd	.656	9.6	21.0
1988	Danny Ferry	Duke	Jr.	9-5	3rd	.476	7.6	19.1
1989	Danny Ferry	Duke	Sr.	9-5	2nd	.522	7.4	22.6
1990	Dennis Scott	GT	Jr.	8-6	3rd	.465	6.6	27.7
1991	Rodney Monroe	NCS	Sr.	8-6	2nd	.445	4.4	27.0
1992	Christian Laettner	Duke	Sr.	14-2	1st	.575	7.9	21.5
1993	Rodney Rogers	WF	Jr.	10-6	2nd	.555	7.4	21.2
1994	Grant Hill	Duke	Sr.	12-4	1st	.448	6.7	17.4
1995	Joe Smith	Md.	So.	12-4	1st	.578	10.6	20.8
1996	Tim Duncan	WF	Jr.	12-4	2nd	.555	12.3	19.1
1997	Tim Duncan	WF	Sr.	11-5	2nd	.608	14.7	20.8
1998	Antawn Jamison	UNC	Jr.	13-3	2nd	.579	10.5	22.2
1999	Elton Brand	Duke	So.	16-0	1st	.620	9.8	17.7
2000	Chris Carrawell	Duke	Sr.	15-1	1st	.486	6.1	16.9
2001	Shane Battier	Duke	Sr.	13-3	1st	.471	7.3	19.9
	Joseph Forte	UNC	So.	13-3	1st	.450	6.1	20.9
2002	Juan Dixon	Md.	Sr.	15-1	1st	.469	4.6	20.4
2003	Josh Howard	WF	Sr.	13-3	1st	.477	8.3	19.5
2004	Julius Hodge	NCS	Jr.	11-5	2nd	.507	6.4	18.2
2005	J.J. Redick	Duke	Jr.	11-5	3rd	.408	3.3	21.8
2006	J.J. Redick	Duke	Sr.	14-2	1st	.470	2.6	26.8
2007	Jared Dudley	BC	Sr.	10-6	3rd	.562	8.3	19.0
2008	Tyler Hansbrough	UNC	Jr.	14-2	1st	.540	10.2	22.6
2009	Ty Lawson	UNC	Jr.	13-3	1st	.532	6.6a	16.6
2010	Greivis Vasquez	Md.	Sr.	13-3	t1st	.429	6.3a	19.6
2011	Nolan Smith	Duke	Sr.	13-3	2nd	.458	5.1a	20.6
2012	Tyler Zeller	UNC	Sr.	14-2	1st	.553	9.6	16.3
2013	Erick Green	VT	Sr.	4-14	12th	.475	3.8a	25.0
2014	T.J. Warren	NCS	So.	9-9	t7th	.525	7.1	24.9
2015	Jahlil Okafor	Duke	Fr.	15-3	2nd	.664	8.5	17.3
2016	Malcolm Brogdon	UVA	Sr.	13-5	2nd	.457	4.1	18.2
2017	Justin Jackson	UNC	Jr.	14-4	1st	.443	4.7	18.3
2018	Marvin Bagley III	Duke	Fr.	13-5	2nd	.614	11.1	21.0
2019	Zion Williamson	Duke	Fr.	14-4	3rd	.680	8.9	22.6
2020	Tre Jones	Duke	So.	15-5	t2nd	.423	4.2	16.2
2021	Moses Wright	GT	Sr.	11-6	4th	.532	8.0	17.4
2022	Alondes Williams	WF	Sr.	13-7	5th	.507	5.2a	18.5
2023	Isaiah Wong	Miami	Jr.	15-5	t1st	.445	4.3	16.2
2024	RJ Davis	UNC	Sr.	17-3	1st	.428	3.5a	21.2

ALL-ACC TOTALS

School	1st	2nd	3rd	Total
Duke	76	53	27	156
North Carolina	81	52	23	156
NC State	40	38	10	88
Virginia	27	40	18	85
Wake Forest	37	35	11	83
Maryland	25	41	16	82
Clemson	14	27	13	54
Georgia Tech	15	20	14	49
Florida State	4	14	11	28
Miami	5	5	10	20
South Carolina	9	10	0	19
Virginia Tech	4	6	6	16
Boston College	6	5	4	15
Notre Dame	3	2	7	12
Syracuse	4	5	3	12
Louisville	3	3	1	7
Pitt	3	2	2	7

PLAYER OF THE YEAR

School	No.	Last Player	Year
Duke	18	Tre Jones	2020
North Carolina	16	RJ Davis	2024
Wake Forest	11	Alondes Williams	2022
NC State	8	T.J. Warren	2014
Maryland	6	Greivis Vasquez	2010
Virginia	5	Malcolm Brogdon	2016
Georgia Tech	2	Moses Wright	2021
South Carolina	2	John Roche	1969
Miami	1	Isaiah Wong	2023
Virginia Tech	1	Erick Green	2013
Boston College	1	Jared Dudley	2007
Clemson	1	Horace Grant	1987

ROOKIE OF THE YEAR

School	No.	Last Player	Year
Duke	14	Kyle Filipowski	2023
Georgia Tech	11	Derrick Favors	2010
North Carolina	9	Harrison Barnes	2011
Virginia	4	Sylvan Landesberg	2009
Wake Forest	3	Chris Paul	2004
Florida State	2	Scottie Barnes	2021
NC State	2	Dennis Smith Jr.	2017
Maryland	2	Joe Smith	1994
Boston College	1	Olivier Hanlan	2013
Clemson	1	Greg Buckner	1995
Notre Dame	1	Markus Burton	2024

COACH OF THE YEAR

School	No.	Last Coach	Year
North Carolina	13	Hubert Davis	2024
Duke	10	Mike Krzyzewski	2000
NC State	9	Herb Sendek	2004
Virginia	8	Tony Bennett	2019
Wake Forest	8	Steve Forbes	2022
Georgia Tech	5	Josh Pastner	2017
Florida State	4	Leonard Hamilton	2020
Maryland	4	Gary Williams	2010
Miami	2	Jim Larrañaga	2016
Virginia Tech	3	Mike Young	2021
Clemson	2	Cliff Ellis	1990
South Carolina	2	Frank McGuire	1969
Pitt	1	Jeff Capel	2023

DEFENSIVE PLAYER OF THE YEAR

School	No.	Last Player	Year
Virginia	6	Reece Beekman	2024
Duke	5	Mark Williams	2022
North Carolina	2	John Henson	2012
Florida State	2	Chris Singleton	2010
Georgia Tech	2	Jose Alvarado	2021
Clemson	1	K.J. McDaniels	2014
Miami	1	Durand Scott	2013
Virginia Tech	1	Jamon Gordon	2007

• denotes unanimous

BOSTON COLLEGE

2006	Craig Smith
2007	• Jared Dudley
2008	Tyrese Rice
2011	Reggie Jackson
2015	Olivier Hanlan
2018	Jerome Robinson

CLEMSON

1960	Choppy Patterson
1967	Randy Mahaffey
1975	Skip Wise
1980	Billy Williams
1987	Horace Grant
1990	Elden Campbell
1990	Dale Davis
2000	Will Solomon
2002	Edward Scott
2010	Trevor Booker
2014	K.J. McDaniels
2016	Jaron Blossomgame
2023	Hunter Tyson
2024	PJ Hall

DUKE

1954	Rudy D'Emilio
1955	Ronnie Mayer
1956	Joe Belmont
1958	Jim Newcome
1959	Carroll Youngkin
1961	• Art Heyman
1962	• Art Heyman
1962	Jeff Mullins
1963	• Art Heyman
1963	Jeff Mullins
1964	• Jeff Mullins
1965	Jack Marin
1965	Bob Verga
1966	Jack Marin
1966	Bob Verga
1967	• Bob Verga
1968	• Mike Lewis
1971	Randy Denton
1973	Gary Melchionni
1976	Tate Armstrong
1978	Jim Spanarkel
1978	Mike Gminski
1979	• Mike Gminski
1979	Jim Spanarkel
1980	Mike Gminski
1981	Gene Banks
1982	Vince Taylor
1984	Mark Alarie
1985	Johnny Dawkins
1986	Johnny Dawkins
1986	Mark Alarie
1988	• Danny Ferry
1989	• Danny Ferry
1991	Christian Laettner
1992	Christian Laettner
1993	Bobby Hurley
1993	Grant Hill
1994	Grant Hill
1997	Trajan Langdon
1998	Trajan Langdon
1998	Roshown McLeod
1999	Trajan Langdon
1999	• Elton Brand
2000	• Chris Carrawell
2000	Shane Battier
2001	• Shane Battier
2001	Jason Williams
2002	• Jason Williams
2002	Mike Dunleavy
2002	Carlos Boozer
2003	Dahntay Jones
2004	Chris Duhon
2005	• J.J. Redick
2005	Shelden Williams
2006	• J.J. Redick
2006	Shelden Williams
2008	DeMarcus Nelson
2009	Gerald Henderson
2010	• Jon Scheyer
2010	Kyle Singler
2011	• Nolan Smith
2011	Kyle Singler
2012	Austin Rivers
2013	Mason Plumlee
2014	• Jabari Parker
2015	• Jahliil Okafor
2016	Grayson Allen
2017	• Luke Kennard
2018	• Marvin Bagley III
2019	• Zion Williamson
2019	RJ Barrett

2020	Vernon Carey Jr.
2020	Tre Jones
2021	Matthew Hurt
2022	Paolo Banchero
2024	Kyle Filipowski

FLORIDA STATE

1994	Bob Sura
2004	Tim Pickett
2007	• Al Thornton
2009	Toney Douglas

GEORGIA TECH

1984	Mark Price
1985	Mark Price
1986	Mark Price
1988	Tom Hammonds
1989	• Tom Hammonds
1990	• Dennis Scott
1990	Kenny Anderson
1991	• Kenny Anderson
1994	James Forrest
1996	Matt Harpring
1996	Stephon Marbury
1997	Matt Harpring
1998	Matt Harpring
2001	Alvin Jones
2021	Moses Wright

LOUISVILLE

2017	Donovan Mitchell
2020	Jordan Nwora
2021	Carlik Jones

MIAMI

2008	Jack McClinton
2009	Jack McClinton
2013	Shane Larkin
2022	Kameron McGusty
2023	Isaiah Wong

NORTH CAROLINA

1955	Lennie Rosenbluth
1956	• Lennie Rosenbluth
1957	• Lennie Rosenbluth
1957	Tommy Kearns
1958	Tommy Kearns
1958	• Pete Brennan
1959	York Larese
1959	Doug Moe
1960	Lee Shaffer
1960	York Larese
1961	• York Larese
1961	• Doug Moe
1963	Larry Brown
1963	• Billy Cunningham
1964	• Billy Cunningham
1965	Billy Cunningham
1966	Bob Lewis
1967	Larry Miller
1967	Bob Lewis
1968	• Larry Miller
1968	Charlie Scott
1969	Bill Bunting
1969	Charlie Scott
1970	• Charlie Scott
1971	Dennis Wuycik
1972	Robert McAdoo
1972	Dennis Wuycik
1973	George Karl
1974	Bobby Jones
1975	Mitch Kupchak
1976	Mitch Kupchak
1976	Phil Ford
1977	Phil Ford
1977	Walter Davis
1978	• Phil Ford
1978	Mike O'Koren
1979	Al Wood
1980	Mike O'Koren
1981	Al Wood
1982	James Worthy
1982	Sam Perkins
1983	• Michael Jordan
1983	Sam Perkins
1984	• Sam Perkins
1984	• Michael Jordan
1985	Brad Daugherty
1986	Brad Daugherty
1987	Kenny Smith
1987	Joe Wolf
1988	• J.R. Reid
1991	Rick Fox
1993	Eric Montross
1993	George Lynch
1995	Jerry Stackhouse
1995	Rasheed Wallace
1996	Antawn Jamison

1997	Antawn Jamison
1998	• Antawn Jamison
1998	Vince Carter
1999	Ademola Okulaja
2001	• Joseph Forte
2004	Rashad McCants
2005	Sean May
2005	Raymond Felton
2006	• Tyler Hansbrough
2007	• Tyler Hansbrough
2008	• Tyler Hansbrough
2009	• Tyler Hansbrough
2009	Ty Lawson
2012	• Tyler Zeller
2012	John Henson
2012	Harrison Barnes
2014	Marcus Paige
2016	• Brice Johnson
2017	Justin Jackson
2018	Luke Maye
2018	Joel Berry II
2019	Cameron Johnson
2022	Armando Bacot
2023	Armando Bacot
2024	RJ Davis

NC STATE

1954	Mel Thompson
1955	• Ronnie Shavlik
1956	• Ronnie Shavlik
1956	Vic Molodet
1958	Lou Pucillo
1959	Lou Pucillo
1959	John Richter
1962	Jon Speaks
1965	Larry Lakins
1966	Eddie Biedenbach
1968	Eddie Biedenbach
1969	Vann Williford
1970	Vann Williford
1972	Tommy Burleson
1973	• David Thompson
1973	• Tommy Burleson
1974	• David Thompson
1974	Monte Towe
1975	• David Thompson
1976	Kenny Carr
1977	Kenny Carr
1979	Charles Whitney
1980	Charles Whitney
1983	Thurl Bailey
1983	Sidney Lowe
1984	Lorenzo Charles
1985	Lorenzo Charles
1988	Vinny Del Negro
1988	Charles Shackleford
1989	Chucky Brown
1989	Rodney Monroe
1991	Rodney Monroe
1992	Tom Gugliotta
1996	• Todd Fuller
2002	Anthony Grundy
2003	Julius Hodge
2004	Julius Hodge
2014	• T.J. Warren
2016	Cat Barber

NOTRE DAME

2015	• Jerian Grant
2017	Bonzie Colson
2020	John Mooney

PITT

2021	Justin Champagnie
2023	Jamarius Burton
2024	Blake Hinson

SOUTH CAROLINA (FORMER MEMBER)

1957	• Grady Wallace
1962	Art Whisnart
1964	Ronnie Collins
1968	Skip Harlicka
1969	• John Roche
1970	• John Roche
1970	Tom Owens
1971	John Roche
1971	Tom Owens

SYRACUSE

2014	C.J. Fair
2015	Rakeem Christmas
2020	Elijah Hughes
2022	Buddy Boeheim

VIRGINIA

1954	Buzzy Wilkinson
1955	Buzzy Wilkinson
1958	Herb Busch
1964	Chip Conner

1972	• Barry Parkhill
1979	Jeff Lamp
1981	Jeff Lamp
1981	Ralph Sampson
1982	• Ralph Sampson
1982	Othell Wilson
1983	• Ralph Sampson
1989	Richard Morgan
1990	Bryant Stith
1991	Bryant Stith
1992	Bryant Stith
2006	Sean Singletary
2007	Sean Singletary
2008	Sean Singletary
2012	Mike Scott
2013	Joe Harris
2015	Malcolm Brogdon
2016	• Malcolm Brogdon
2018	Kyle Guy
2019	Kyle Guy
2019	De'Andre Hunter
2021	Sam Hauser

VIRGINIA TECH

2007	Zabian Dowdell
2010	Malcolm Delaney
2011	Malcolm Delaney
2013	Erick Green

WAKE FOREST

1954	• Dickie Hemric
1955	• Dickie Hemric
1956	Lowell Davis
1957	Jack Murdock
1957	Jack Williams
1960	Len Chappell
1961	• Len Chappell
1961	Billy Packer
1962	• Len Chappell
1963	Dave Wiedeman
1964	Frank Christie
1965	Bob Leonard
1966	Bob Leonard
1967	Paul Long
1969	Charlie Davis
1970	Charlie Davis
1971	• Charlie Davis
1975	Skip Brown
1977	Rod Griffin
1977	Skip Brown
1978	• Rod Griffin
1981	Frank Johnson
1987	Tyrone Bogues
1992	Rodney Rogers
1993	• Rodney Rogers
1994	Randolph Childress
1995	Randolph Childress
1996	Tim Duncan
1996	• Tim Duncan
1997	Tim Duncan
2003	• Josh Howard
2004	Justin Gray
2005	Chris Paul
2017	John Collins
2022	Alondes Williams
2023	Tyree Appleby
2024	Hunter Sallis

MARYLAND (FORMER MEMBER)

1954	Gene Shue
1960	Al Bunge
1972	Tom McMillen
1973	Tom McMillen
1974	Len Elmore
1974	John Lucas
1975	John Lucas
1976	John Lucas
1980	Albert King
1985	• Len Bias
1986	• Len Bias
1987	Derrick Lewis
1992	Walt Williams
1994	Joe Smith
1995	Joe Smith
1997	Keith Booth
1999	Steve Francis
1999	Terence Morris
2000	Lonny Baxter
2000	Juan Dixon
2001	Juan Dixon
2002	Juan Dixon
2003	Steve Blake
2010	• Greivis Vasquez
2011	Jordan Williams

FOUR-TIME FIRST-TEAM ALL-ACC

Tyler Hansbrough	2006-09
------------------	---------

THREE-TIME FIRST-TEAM ALL-ACC

Lennie Rosenbluth, UNC	1955-57
Len Chappell, WF	1960-62
York Larese, UNC	1959-61
Art Heyman, Duke	1961-63
Jeff Mullins, Duke	1962-64
Billy Cunningham, NC	1963-65
Bob Verga, Duke	1965-67
Charlie Scott, UNC	1968-70
Charlie Davis, WF	1969-71
John Roche, SC	1969-71
David Thompson, NCS	1973-75
John Lucas, Md.	1974-76
Phil Ford, UNC	1976-78
Mike Gminski, Duke	1978-80
Ralph Sampson, Uva	1981-83
Sam Perkins, UNC	1982-84
Mark Price, GT	1984-86
Bryant Stith, Uva	1990-92
Tim Duncan, WF	1995-97
Matt Harpring, GT	1996-98
Antawn Jamison, UNC	1996-98
Trajan Langdon, Duke	1997-99
Juan Dixon, Md.	2000-02
Sean Singletary, Uva	2006-08

ALL-ACC AS FRESHMAN

First Team	
Skip Wise, Clem.	1975
Kenny Anderson, GT	1990
Joe Smith, Md.	1994
Stephon Marbury, GT	1996
Antawn Jamison, UNC	1996
Tyler Hansbrough, UNC	2006
Austin Rivers, Duke	2012
Jabari Parker, Duke	2014
Jahlil Okafor, Duke	2015
Marvin Bagley III, Duke	2018
Zion Williamson, Duke	2019
RJ Barrett, Duke	2019
Vernon Carey Jr., Duke	2020
Paolo Banchero, Duke	2022

Second Team

Brad Davis, Md.	1975
Gene Banks, Duke	1978
Jeff Lamp, Uva	1978
Mark Price, GT	1983
Johnny Dawkins, Duke	1983
J.R. Reid, UNC	1987
Rodney Rogers, WF	1991
Joseph Forte, UNC	2000
Chris Bosh, GT	2003
Brandon Wright, UNC	2007
Harrison Barnes, UNC	2011
Tyler Ennis, Syr.	2014
Brandon Ingram, Duke	2016
Coby White, UNC	2019
Blake Wesley, ND	2022
Kyle Filipowski, Duke	2023

Third Team

Chris Williams, Uva	1999
Jason Williams, Duke	2000
J.J. Redick, Duke	2003
Raymond Felton, UNC	2003
Chris Paul, WF	2004
Luol Deng, Duke	2004
Javaris Crittenton, GT	2007
Brandon Costner, NCS	2007
Kyle Singler, Duke	2008
James Johnson, WF	2008
Kendall Marshall, UNC	2011
Tyus Jones, Duke	2015
Cole Anthony, UNC	2020
Marcus Burton, ND	2024

ALL-ACC ROOKIE TEAMS (EST. 1993)

1993		2005		2017	
Martice Moore, GT	98	Marvin Williams, UNC	121	Dennis Smith Jr., NCS	51
Johnny Rhodes, Md.	98	Sean Singletary, UVA	119	Jonathan Isaac, FSU	51
Exree Hipp, Md.	92	Cliff Hammonds, Clem.	107	Jayson Tatum, Duke	50
Drew Barry, GT	81	DeMarcus Nelson, Duke	77	Josh Okogie, GT	49
Chris Collins, Duke	53	Deron Washington, VT	66	Ky Bowman, BC	32
1994		2006		2018	
Joe Smith, Md.	109	Tyler Hansbrough, UNC	• 108	Marvin Bagley III, Duke	• 57
Jerry Stackhouse, UNC	105	Greg Paulus, Duke	96	Wendell Carter, Jr., Duke	56
Rasheed Wallace, UNC	95	Bobby Frasor, UNC	77	Lonnie Walker, Miami	51
Tim Duncan, WF	83	Josh McRoberts, Duke	77	De'Andre Hunter, UVA	33
Harold Deane, UVA	69	Tyrese Rice, BC	77	Oshae Brissett, Syr.	33
1995		2007		2019	
Ishua Benjamin, NCS	100	Javaris Crittenton, GT	• 106	Zion Williamson, Duke	• 70
Greg Buckner, Clem.	98	Brandon Wright, UNC	• 106	Coby White, UNC	67
Matt Harpring, GT	98	Brandon Costner, NCS	95	RJ Barrett, Duke	66
Corey Louis, FSU	83	Ty Lawson, UNC	64	Xavier Johnson, Pitt	40
Curtis Staples, UVA	82	Jon Scheyer, Duke	54	Tre Jones, Duke	38
1996		2008		2020	
Stephon Marbury, GT	108	Kyle Singler, Duke	• 89	Vernon Carey Jr., Duke	• 75
Antawn Jamison, UNC	107	James Johnson, WF	• 89	Cole Anthony, UNC	55
Courtney Alexander, UVA	93	J.J. Hickson, NCS	• 89	Landers Nolley II, VT	54
Terrell McIntyre, Clem.	93	Jeff Allen, VT	82	Cassius Stanley, Duke	36
Taymon Domzalski, Duke	33	Jeff Teague, WF	79	Patrick Williams, FSU	29
1997		2009		2021	
Ed Cota, UNC	116	Sylvan Landesberg, UVA	• 76	Scottie Barnes, FSU	74
Damon Thornton, NCS	112	Al-Farouq Aminu, WF	• 76	DJ Steward, Duke	67
Loren Woods, WF	110	Iman Shumpert, GT	70	Day'Ron Sharpe, UNC	63
Vincent Whitt, Clem.	69	Solomon Alabi, FSU	59	Jae'Lyn Withers, UL	58
Chris Carrawell, Duke	62	Ed Davis, UNC	55	Caleb Love, UNC	32
1998		2010		2022	
Dion Glover, GT	113	Derrick Favors, GT	• 52	Paolo Banchero, Duke	77
Robert O'Kelley, WF	112	Jordan Williams, Md.	51	Terquavion Smith, NCS	73
Shane Battier, Duke	100	Durand Scott, Miami	44	Blake Wesley, ND	72
Kenny Inge, NCS	83	C.J. Harris, WF	41	AJ Griffin, Duke	66
Alvin Jones, GT	67	Michael Snaer, FSU	35	Trevor Keels, Duke	50
1999		2011		2023	
Chris Williams, UVA	97	Harrison Barnes, UNC	• 75	Kyle Filipowski, Duke	• 75
Corey Maggette, Duke	87	Travis McKie, WF	74	Judah Mintz, Syracuse	72
Kris Lang, UNC	83	Kendall Marshall, UNC	71	Tyrese Proctor, Duke	51
Darius Songaila, WF	79	Terrell Stoglin, Md.	62	JJ Starling, Notre Dame	39
Adam Harrington, NCS	48	CJ Leslie, NCS	46	Dereck Lively II, Duke	39
2000		2012		2024	
Joseph Forte, UNC	• 96	Austin Rivers, Duke	• 61	Markus Burton, ND	73
Jason Williams, Duke	• 96	Ryan Anderson, BC	• 61	Jared McCain, Duke	73
Carlos Boozer, Duke	88	Dorian Finney-Smith, VT	53	Carlton Carrington, Pitt	65
Travis Watson, UVA	83	Shane Larkin, Miami	43	Baye Ndongo, GT	60
Steve Blake, Md.	66	Nick Faust, Md.	41	Elliot Cadeau, UNC	39
2001		2013		• denotes unanimous	
Chris Duhon, Duke	69	Olivier Hanlan, BC	• 77		
Tony Stockman, Clem.	68	Rasheed Sulaimon, Duke	63		
Michael Joiner, FSU	61	T.J. Warren, NCS	63		
Chris Hobbs, Clem.	50	Devin Thomas, WF	59		
Marvin Lewis, GT	43	Marcus Paige, UNC	44		
2002		2014			
Julius Hodge, NCS	• 75	Tyler Ennis, Syr.	• 77		
Ed Nelson, GT	74	Jabari Parker, Duke	• 77		
B.J. Elder, GT	56	London Parantes, UVA	66		
Jawad Williams, NC	33	Kennedy Meeks, UNC	60		
Josh Powell, NCS	33	Devin Wilson, VT	55		
2003		2015			
Chris Bosh, GT	• 92	Jahlil Okafor, Duke	• 64		
Raymond Felton, UNC	• 92	Tyus Jones, Duke	62		
J.J. Redick, Duke	91	Justise Winslow, Duke	59		
Rashad McCants, UNC	86	Xavier Rathan-Mayes, FSU	57		
Justin Gray, WF	33	Justin Jackson, UNC	22		
2004		2016			
Luol Deng, Duke	• 93	Brandon Ingram, Duke	• 51		
Chris Paul, WF	• 93	Dwayne Bacon, FSU	50		
Engin Atsür, NCS	62	Malik Beasley, FSU	49		
Alexander Johnson, FSU	57	Malachi Richardson, Syr.	34		
J.R. Reynolds, UVA	69	Bryant Crawford, WF	28		

ALL-ACC DEFENSIVE TEAMS (EST. 2000)

2000		2013	
Shane Battier, Duke	97	Shane Larkin, So., Miami	46
Juan Dixon, Md.	69	Daniel Miller, Jr., GT	37
Chris Carrawell, Duke	67	Durand Scott, Sr., Miami	36
Alvin Jones, GT	42	Alex Len, So., Md.	35
Terence Morris, Md.	39	Jontel Evans, Sr., UVA	33
2001		2014	
Shane Battier, Duke	69	K J McDaniels, Jr., Clem.	66
Alvin Jones, GT	61	Daniel Miller, Sr., GT	60
Juan Dixon, Md.	47	Akil Mitchell, Sr., UVA	51
Brendan Haywood, UNC	46	Tyler Ennis, Fr., Syr.	38
Adam Hall, UVA	27	J. P. Tokoto, So., UNC	18
2002		2015	
Juan Dixon, Md.	72	Rakeem Christmas, SU	58
Anthony Grundy, NCS	61	Malcolm Brogdon, UVA	50
Chris Duhon, Duke	45	Darion Atkins, UVA	38
Lonny Baxter, Md.	44	Tonye Jekiri, Miami	38
Mike Dunleavy, Duke	33	BeeJay Anya, NCS	29
2003		2016	
Josh Howard, WF	71	Malcolm Brogdon, UVA	49
Tim Pickett, FSU	61	Tonye Jekiri, Miami	39
Chris Bosh, GT	49	Michael Gbinije, Syr.	36
Clifford Crawford, NCS	49	Landry Nnoko, Clem.	30
Dahntay Jones, Duke	43	Chinanu Onuaku, Louis.	27
2004		2017	
Shelden Williams, Duke	83	Ben Lammers, GT	50
Chris Duhon, Duke	75	Isaiah Wilkins, UVA	41
Tim Pickett, FSU	73	Donovan Mitchell, Louis.	39
Chris Paul, WF	48	Davon Reed, Miami	25
Jackie Manuel, UNC	44	Xavier Rathan-Mayes, FSU	19
2005		Matt Jones, Duke	19
Shelden Williams, Duke	121	2018	
Chris Paul, WF	76	Isaiah Wilkins, UVA	49
Jackie Manuel, UNC	59	Anas Mahmoud, Louis.	37
Anthony King, Miami	59	Elijah Thomas, Clem.	34
Jamon Gordon, VT	46	Devon Hall, UVA	32
2006		Ben Lammers, GT	25
Shelden Williams, Duke	106	2019	
Vernon Hamilton, Clem.	91	De'Andre Hunter, UVA	60
Jamon Gordon, VT	63	Tre Jones, Duke	56
Cedric Simmons, NCS	57	Zion Williamson, Duke	53
Zabian Dowdell, VT	37	Elijah Thomas, Clem.	31
2007		James Banks III, GT	29
Jamon Gordon, VT	96	2020	
Ekene Ibekwe, Md.	65	Tre Jones, Duke	64
Zabian Dowdell, VT	59	Mamadi Diakite, UVA	55
D.J. Strawberry, Md.	52	Trent Forrest, FSU	55
Josh McRoberts, Duke	46	James Banks III, GT	34
2008		Steffon Mitchell, BC	30
DeMarcus Nelson, Duke	68	2021	
Toney Douglas, FSU	66	Jose Alvarado, GT	69
Tyrelle Blair, BC	56	Manny Bates, NCS	62
Marcus Ginyard, UNC	46	Jay Huff, UVA	53
James Gist, Md.	40	Jordan Goldwire, Duke	43
2009		Moses Wright, GT	34
Toney Douglas, FSU	67	2022	
Trevor Booker, Clem.	67	Mark Williams, Duke	77
Solomon Alabi, FSU	53	Reece Beekman, UVA	69
Danny Green, UNC	28	Leaky Black, UNC	55
L.D. Williams, WF	26	Charlie Moore, Miami	45
2010		Wendell Moore Jr., Duke	33
Chris Singleton, FSU	48	2023	
Solomon Alabi, FSU	39	Reece Beekman, UVA	63
Trevor Booker, Clem.	21	Jesse Edwards, Syr.	56
Leaky Black, UNC	17	Leaky Black, UNC	55
L.D. Williams, WF	16	Dereck Lively II, Duke	45
2011		Kihei Clark, UVA	26
John Henson, UNC	75	2024	
Chris Singleton, FSU	64	Reece Beekman, UVA	73
Iman Shumpert, GT	60	Ryan Dunn, UVA	65
Nolan Smith, Duke	26	Maliq Brown, Syr.	48
Jerai Grant, Clemson	20	Armando Bacot, UNC	26
2012		Quinten Post, BC	21
John Henson, UNC	61		
Bernard James, FSU	54		
Jontel Evans, UVA	39		
Michael Snaer, FSU	31		
Andre Young, Clem.	29		

CONSENSUS FIRST-TEAM ALL-AMERICANS BY SCHOOL

School	Total	Last	Year
North Carolina	28	RJ Davis	2024
Duke	24	Zion Williamson/ RJ Barrett	2019
Notre Dame	23	Jerian Grant	2015
Syracuse	12	Wesley Johnson	2010
Pittsburgh	9	DeJuan Blair	2009
Louisville	7	Russ Smith	2014
Virginia	5	Malcolm Brogdon	2016
NC State	5	David Thompson	1975
Wake Forest	5	Chris Paul	2005
Georgia Tech	2	Kenny Anderson	1991
Miami	1	Rick Barry	1965
Virginia Tech	1	George Parrish	1919

Following is a listing of first, second, third, fourth and fifth team selections as chosen by major All-America selection boards and panels. **Consensus First-Team All-Americans are in bold (the consensus team is officially recognized by the NCAA to include the AP, NABC, Sporting News and USBWA honors).**

LEGEND: Associated Press (AP); Basketball Coaches (NABC); Basketball America (BA); Basketball Digest (BD); Basketball Times (BT); Basketball Weekly (BW); Basketball Writers (USBWA); CBS Sports; (CBS); Converse (CV); Christy Walsh (CW); Helms (H); Naismith (N); Pic Magazine (Pic); Rivals.com (RV) Rupp (R); The Sporting News (TSN); SI (SI); United Press (UPI); USA Today (USA); Wooden (W); Yahoo (Y).

BOSTON COLLEGE

1965 John Austin	1-USBWA,H; 2-C; 3-AP,NABC
1966 John Austin	2-NABC,C; 3-UPI
1969 Terry Driscoll	2-C; 3-NABC
1971 Jim O'Brien	4-NABC
1982 John Bagley	3-NABC
1994 Bill Curley	3-NABC
2001 Troy Bell	2-AP,USBWA,C,NABC,TSN
2003 Troy Bell	2-AP; BW; TSN
2005 Craig Smith	3-NABC; SI
2006 Craig Smith	1-W; 2-NABC; 3-AP
2007 Jared Dudley	2-AP,USBWA,NABC,TSN; 3-BT

CLEMSON

1939 Banks McFadden	H
1977 Wayne "Tree" Rollins	2-C; 3-AP; 5-NABC
1980 Billy Williams	H
1987 Horace Grant	2-AP,NABC; 3-UPI

DUKE

1930 Bill Werber	H
1940 Bill Mock	H
1946 Ed Koffenberger	2-C
1947 Ed Koffenberger	3-C
1951 Dick Groat	1-C; 2-AP,NABC,UPI
1952 Dick Groat	1-AP,C,NABC,UPI
1961 Art Heyman	2-C; 3-AP,UPI
1962 Art Heyman	1-BW; 2-AP,C,NABC,UPI
1963 Art Heyman	1-AP,C,NABC,UPI,BW
1963 Jeff Mullins	2-C
1964 Jeff Mullins	1-C,BW; 2-AP,NABC,UPI
1966 Jack Marin	1-C; 2-USBWA,AP; 3-NABC,UPI
1966 Bob Verga	2-AP,C,NABC,UPI
1967 Bob Verga	1-NABC,BW; 2-AP,C,UPI
1968 Mike Lewis	2-C; 3-AP,NABC,UPI
1971 Randy Denton	H
1978 Jim Spanarkel	1-C
1978 Mike Gminski	2-C
1979 Jim Spanarkel	1-UPI; 2-C,NABC
1979 Mike Gminski	1-USBWA,NABC,UPI; 2-AP,C,TSN
1979 Gene Banks	3-UPI
1980 Mike Gminski	2-AP,NABC,UPI
1981 Gene Banks	2-C; 3-NABC
1985 Johnny Dawkins	1-NABC,UPI; 2-AP
1986 Johnny Dawkins	1-AP,NABC,UPI,BW
1986 Mark Alarie	3-UPI

ACC'S CONSENSUS FIRST-TEAM ALL-AMERICANS (SINCE 1954)

2024 RJ Davis	North Carolina
2019 Zion Williamson	Duke
2019 RJ Barrett	Duke
2018 Marvin Bagley III	Duke
2017 Justin Jackson	North Carolina
2016 Malcolm Brogdon	Virginia
Brice Johnson	North Carolina
2015 Jahlil Okafor	Duke
Jerian Grant	Notre Dame
2014 Jabari Parker	Duke
2011 Nolan Smith	Duke
2009 Tyler Hansbrough	North Carolina
2008 Tyler Hansbrough	North Carolina
2007 Tyler Hansbrough	North Carolina
2006 J.J. Redick	Duke
Shelden Williams	Duke
2005 Chris Paul	Wake Forest
J.J. Redick	Duke
2003 Josh Howard	Wake Forest
2002 Jason Williams	Duke
Juan Dixon	Maryland
2001 Shane Battier	Duke
Jason Williams	Duke
Joseph Forte	North Carolina
2000 Chris Carrawell	Duke
1999 Elton Brand	Duke
1998 Antawn Jamison	North Carolina
1997 Tim Duncan	Wake Forest
1996 Tim Duncan	Wake Forest
1995 Joe Smith	Maryland
Jerry Stackhouse	North Carolina
1994 Grant Hill	Duke
1993 Bobby Hurley	Duke
1992 Christian Laettner	Duke
1991 Kenny Anderson	Georgia Tech
1989 Danny Ferry	Duke
1988 J.R. Reid	North Carolina
1987 Kenny Smith	North Carolina
1986 Len Bias	Maryland
Johnny Dawkins	Duke
1985 Johnny Dawkins	Duke
1984 Michael Jordan	North Carolina
Sam Perkins	North Carolina
1983 Michael Jordan	North Carolina
Sam Perkins	North Carolina
Ralph Sampson	Virginia
1982 James Worthy	North Carolina
1982 Ralph Sampson	Virginia
1981 Ralph Sampson	Virginia
1979 Mike Gminski	Duke
1978 Phil Ford	North Carolina
1977 Phil Ford	North Carolina
1976 John Lucas	Maryland
1975 John Lucas	Maryland
1975 David Thompson	NC State
1974 David Thompson	NC State
1973 David Thompson	NC State
1972 Bob McAdoo	North Carolina
1968 Larry Miller	North Carolina
1967 Bob Verga	Duke
1963 Art Heyman	Duke
1962 Len Chappell	Wake Forest
1957 Lennie Rosenbluth	North Carolina
1956 Ronnie Shavlik	NC State

1987 Tommy Amaker	3-NABC
1988 Danny Ferry	1-UPI; 2-AP,NABC,BW
1989 Danny Ferry	1-AP,UPI,NABC,BW
1990 Christian Laettner	2-BT; 3-TSN
1991 Christian Laettner	2-AP,NABC,UPI,BW
1992 Christian Laettner	1-AP,NABC,UPI,BW
1992 Bobby Hurley	1-NABC; 3-AP,UPI
1992 Grant Hill	2-UPI
1993 Bobby Hurley	1-AP,NABC,UPI,USBWA,BT
1993 Grant Hill	2-NABC,UPI,BW; 3-AP
1994 Grant Hill	1-AP,NABC,UPI,BW
1998 Trajan Langdon	2-TSN; 3-AP,USBWA,BKW
1998 Roshown McLeod	3-BT
1999 Trajan Langdon	1-NABC; 2-TSN,AP,USBWA,W
1999 Elton Brand	1-AP,USBWA,TSN,BT,NABC,W
2000 Chris Carrawell	1-NABC,TSN,USBWA,W; 2-AP
2000 Shane Battier	1-W; 2-NABC,TSN,AP
2001 Shane Battier	1-AP,NABC,USBWA,TSN,BT,W
2001 Jason Williams	1-AP,NABC,USBWA,TSN,BT,W
2002 Jason Williams	1-AP,NABC,BC,USBWA,TSN,W,SI
2002 Mike Dunleavy	1-NABC,BT,BA,W; 2-AP,USBWA,TSN,CNN.com,ESPN.com
2002 Carlos Boozer	2-BT; 3-AP,NABC,BA
2003 Dahntay Jones	2-BD
2004 Chris Duhon	1-W; 2-ESPN,NABC,AP
2004 Shelden Williams	2-BT
2004 J.J. Redick	3-NABC,AP
2005 J.J. Redick	1-AP,USBWA,NABC,TSN,ESPN,SI,BT,W
2005 Shelden Williams	2-RV; 3-AP,ESPN
2006 J.J. Redick	1-AP,USBWA,NABC,TSN,ESPN,SI,R,BT,W
2006 Shelden Williams	1-AP,USBWA,NABC,W,BT; 2-TSN
2008 DeMarcus Nelson	3-NABC; BT
2009 Gerald Henderson	2-RV; 3-AP,NABC,SI
2010 Jon Scheyer	2-AP,NABC,USBWA,TSN. 3-BT,Fox,CBS
2011 Kyle Singler	2-NABC
2011 Nolan Smith	1-AP,TSN; USBWA; NABC,Fox,BT,W
2013 Mason Plumlee	1-W; 2-AP,NABC,USBWA,CBS
2013 Seth Curry	1-TSN
2014 Jabari Parker	1-AP,USBWA,NABC,TSN,W,CBS,SI; 2-BT
2015 Jahlil Okafor	1-AP,USBWA,NABC,TSN,CBS,W,SI,BT,USA
2015 Quinn Cook	2-TSN
2016 Brandon Ingram	3-CBS
2016 Grayson Allen	1-W; 2-TSN,CBS,USA,SI; 3-AP,BT
2017 Luke Kennard	1-NBC,W; 2-AP,NABC,USBWA,TSN,SI,USA,CBS; 3-BT
2018 Marvin Bagley III	1-AP,USBWA,NABC,TSN,NBC,USA,BT
2019 Zion Williamson	1-AP,USBWA,NABC,TSN,W,BT,NBC,USA,CBS
2019 RJ Barrett	1-AP,USBWA,NABC,TSN,W,BT,NBC,USA,CBS
2020 Vernon Carey Jr.	2-AP, USBWA, TSN, CBS; 3-NABC
2020 Tre Jones	2-USA; 3-AP, USBWA, NABC, CBS, NBC
2022 Paolo Banchero	2-NABC, USBWA, CBS, SI, USA; 3-AP, TSN
2024 Kyle Filipowski	2-AP, NABC, USBWA; 3-SN

FLORIDA STATE

1970 Dave Cowens	2-C
1972 Ron King	3-TSN
2007 Al Thornton	2-SI; 3-AP
2009 Toney Douglas	1-RV; 3-AP,TSN,BT,CBS

GEORGIA TECH

1960 Roger Kaiser	1-BW; 2-TSN
1961 Roger Kaiser	1-AP,UPI,TSN,BW; 2-NABC
1970 Rich Yunkus	3-AP,UPI
1971 Rick Yunkus	2-NABC
1984 Mark Price	3-UPI
1985 Mark Price	2-AP,NABC; 3-UPI
1986 Mark Price	2-NABC; 3-AP,UPI
1986 John Salley	2-NABC
1989 Tom Hammonds	3-NABC
1990 Dennis Scott	1-TSN,BW; 2-AP,UPI; 3-NABC
1990 Kenny Anderson	2-TSN,NABC,W; 3-AP
1991 Kenny Anderson	1-AP,UPI,USBWA,NABC,BT,W; 2-TSN
1996 Stephon Marbury	3-AP

1998 Matt Harpring 2-BW; 3-AP,BT
2005 Jarrett Jack 3-RV.com

LOUISVILLE

1956 Charlie Tyra H
1957 **Charlie Tyra** 1-USBWA,NABC,NEA; 2-AP,UPI,H,CV,K
1959 Don Goldstein H
1961 John Turner H
1966 Wes Unseld H
1967 **Wes Unseld** 1-AP,UPI,NABC,USBWA,H,CV
1968 **Wes Unseld** 1-AP,UPI,NABC,USBWA,H,CV
1969 Butch Beard H
1972 Jim Price 1-NABC,USBWA,H; 2-CV
1975 Junior Bridgeman 2-USBWA; 4-NABC,BW,CV
1977 Wesley Cox CV
1978 Rick Wilson 1-BW
1979 Darrell Griffith 1-TSN,BW; 2-UPI; 3-NABC,CV
1980 **Darrell Griffith** 1-AP,UPI,W;TSN,BW,CV;USBWA
1984 Lancaster Gordon 2-TSN
1989 **Purvis Ellison** 1-USBWA,NABC; 2-UPI,AP
1994 **Clifford Rozier** 1-AP,UPI,USBWA; 2-NABC,BW,BT
1997 DeJuan Wheat 2-TSN; 3-NABC
2003 Reece Gaines 2-TSN,ESPN,SI; 3-AP
2005 Francisco Garcia 2-NABC,W
2009 Terrence Williams 1-W; 2-ESPN; Fox; 3-AP,NABC
2013 Russ Smith 3-AP,NABC,TSN
2014 Russ Smith 1-AP,USBWA,TSN,CBS,NBC,SI,W; 2-NABC
2020 Jordan Nwora 3-AP, USBWA, NABC, TSN, USA, CBS

MIAMI

1960 Dick Hickox 2-AP, UPI
1965 **Rick Barry** 1-AP,UPI,TSN,NABC
1970 Dick Curnutt 2-AP, UPI
1999 Tim James 3-AP, NABC
2013 Shane Larkin 1-W; 2-AP,CBS,TSN
2023 Isaiah Wong 3-NABC

NORTH CAROLINA

1923 **Cartwright Carmichael** 1st Team
1924 **Cartwright Carmichael** 1st Team
1924 **Jack Cobb** 1st Team
1925 **Jack Cobb** 1st Team
1926 **Jack Cobb** 1st Team
1940 **George Glamack** 1st Team
1941 **George Glamack** 1st Team
1945 Jim Jordan 2-H
1946 John Dillon 1-TSN,C
1947 John Dillon 2-NABC
1956 Lennie Rosenbluth 1-H; 2-AP,UPI,C
1957 **Lennie Rosenbluth** 1-AP,UPI,H,C,USBWA
1957 Tommy Kearns 2-C
1957 Tommy Kearns 3-AP
1958 Pete Brennan 1-AP,TSN,USBWA,C; 2-UPI
1959 Doug Moe 2-TSN
1959 York Larese 3-AP
1959 Lee Shaffer 3-NABC
1960 Lee Shaffer 1-USBWA; 2-C; 3-AP,UPI
1960 York Larese 2-C; 3-NABC
1961 York Larese 2-NABC,TSN; 3-AP,UPI
1961 Doug Moe 1-USBWA; 2-AP,TSN; 3-NABC
1964 Billy Cunningham 1-NABC; 2-C
1965 Billy Cunningham 1-C,H; 2-NABC,UPI,TSN; 3-AP
1966 Bob Lewis 1-H; 3-AP,NABC
1967 Bob Lewis 1-H
1967 Larry Miller 1-USBWA,C; 2-AP,NABC; 3-UPI
1968 **Larry Miller** 1-AP,C,NABC,USBWA; 2-UPI
1968 Charlie Scott 2-C
1969 Charlie Scott 1-USBWA,NABC,H; 2-AP,UPI
1970 Charlie Scott 1-USBWA,NABC,H,C; 2-AP,UPI
1972 **Robert McAdoo** 1-C,H,USBWA,TSN; 2-AP,UPI;
3-NABC
1972 Dennis Wuycik 1-H; 2-C,NABC
1974 Bobby Jones 1-USBWA,C; 2-AP,NABC,UPI
1975 Mitch Kupchak 1-H; 2-C
1975 Phil Ford 2-C
1976 Mitch Kupchak 1-USBWA,NABC,C,USBWA,H;
2-AP,UPI
1976 Phil Ford 1-NABC,C,H,TSN; 2-AP,UPI
1977 **Phil Ford** 1-NABC,C,AP,H,USBWA; 2-UPI,TSN
1977 Tommy LaGarde 2-TSN,C
1978 **Phil Ford** 1-AP,UPI,NABC,H,TSN,USBWA

ACC'S CONSENSUS NATIONAL PLAYERS OF THE YEAR

2019 Zion Williamson* Duke
2008 Tyler Hansbrough* North Carolina
2006 J.J. Redick* Duke
2002 Jason Williams* Duke
2001 Shane Battier Duke
1999 Elton Brand Duke
1998 Antawn Jamison* North Carolina
1997 Tim Duncan* Wake Forest
1995 Joe Smith Maryland
1992 Christian Laettner* Duke
1989 Danny Ferry Duke
1984 Michael Jordan North Carolina
1983 Ralph Sampson* Virginia
1982 Ralph Sampson* Virginia
1981 Ralph Sampson Virginia
1978 Phil Ford North Carolina
1975 David Thompson* NC State
1963 Art Heyman* Duke

*denotes unanimous



Virginia's Ralph Sampson is one of only three players in NCAA history to earn consensus National Player of the Year three times.



Wake Forest's Tim Duncan was a two-time ACC Player of the Year and earned unanimous National Player of the Year honors in 1997.

1978 Mike O'Koren 1-H,C; 3-NABC
1979 Mike O'Koren 1-H,C,USBWA,TSN; 2-NABC,UPI
1980 Mike O'Koren 1-H,C,USBWA,TSN; 2-NABC,UPI
1980 Al Wood 1-C
1981 Al Wood 1-C,USBWA,H; 2-AP,NABC
1981 James Worthy 1-USBWA; 2-C
1982 **James Worthy** 1-USBWA,C,UPI,NABC,TSN; H; 2-AP
1982 Sam Perkins 1-USBWA,C,H; 2-PI,TSN,NABC
1983 **Sam Perkins** 1-USBWA,C,H,UPI; 2-TSN,NABC; 3-AP
1983 **Michael Jordan** 1-AP,UPI,TSN,USBWA,BC,H,C
1984 **Sam Perkins** 1-AP,USBWA,C,H,UPI,TSN; 2-NABC
1984 **Michael Jordan** 1-AP,UPI,TSN,USBWA; ABC,H,C
1986 Brad Daugherty 1-USBWA; 2-AP,UPI, NABC,TSN,C
1987 **Kenny Smith** 1-AP,UPI,USBWA,NABC,TSN,H,C
1988 **J.R. Reid** 1-AP,USBWA,NABC; 2-UPI,TSN
1989 J.R. Reid 3-NABC
1991 Rick Fox 3-TSN
1993 Eric Montross 1-W; 2-AP,TSN,NABC; 3-UPI
1994 Eric Montross 1-W,NABC; 2-AP,TSN
1995 **Jerry Stackhouse** 1-AP,UPI,USBWA,NABC,W; 2-TSN
1995 Rasheed Wallace 1-TSN,W; 2-AP,UPI,USBWA,NABC
1997 Antawn Jamison 1-W; 2-AP,NABC,TSN
1998 **Antawn Jamison** 1-AP,USBWA,TSN,NABC,W
1998 Vince Carter 1-W; 2-AP,TSN,USBWA
1998 Shammond Williams Basketball News
1999 Brendan Haywood 2-TSN; 3-NABC
2001 **Joseph Forte** 1-AP,NABC,USBWA,TSN,BT
2004 Rashad McCants 2-BT,CBS; 3-AP
2004 Sean May 3-ESPN
2005 Sean May 1-ESPN,R,SI; 2-AP,USBWA,TSN,BT,SI
2005 Raymond Felton 1-SI; 2-RV; 3-AP
2006 Tyler Hansbrough 1-TSN,R; 3-AP,NABC,BT
2007 **Tyler Hansbrough** 1-USBWA,NABC,TSN,W;
2-AP,SI,BT
2008 **Tyler Hansbrough** 1-AP,USBWA,NABC,TSN,W
SI,BT,ESPN,RV
2009 **Tyler Hansbrough** 1-AP,TSN,USBWA,NABC,SI
2-Fox,BT,RV,CBS
2009 Ty Lawson 1-BT,SI,CBS; 2-AP,TSN,NABC,Fox
2012 Tyler Zeller 1-W; 2-AP,NABC,USBWA,TSN,BT; 3-CBS
2012 Kendall Marshall 1-CBS; 3-AP
2012 Harrison Barnes 3-TSN
2012 John Henson 3-CBS
2014 Marcus Paige 2-TSB; 3-BT
2016 **Brice Johnson** 1-AP,USBWA,NABC,W,CBS,USA,SI,BT;
2-TSN
2017 **Justin Jackson** 1-AP,NABC,TSN,W;
2-SI,NBC,USA,CBS,BT
2018 Luke Maye 2-BT; 3-AP,TSN,NBC,USA
2018 Joel Berry III 3-NABC
2019 Cameron Johnson 2-NBC; 3-BT
2019 Coby White 3-NBC
2023 Armando Bacot 3-AP, USBWA, SN
2024 **RJ Davis** 1-AP, NABC, SN, USBWA
2024 Armando Bacot 3-USBWA

NC STATE

1930 Morris Johnson 1st Team
1948 Dick Dickey 2-C; 3-AP
1949 Dick Dickey 1-H
1949 Sam Ranzino 2-H
1950 Dick Dickey 2-AP,C; 3-UPI
1950 Sammy Ranzino 1-C; 2-AP
1951 **Sammy Ranzino** 1-NABC,UPI; 3-C
1953 Bob Speight 2-NABC; 3-AP,C
1955 Ronnie Shavlik 2-AP,NABC,UPI; 3-C
1956 **Ronnie Shavlik** 1-NABC, AP,C,UPI
1956 Vic Molodet 3-NABC
1959 Lou Pucillo 1-USBWA; 2-AP,C; 3-NABC,UPI
1959 John Ritcher 1-C; 2-NABC
1973 **David Thompson** 1-AP,C,NABC,UPI,USBWA
1973 Tom Burleson 1-USBWA; 2-C; 3-NABC,UPI
1974 **David Thompson** 1-AP,UPI,C,NABC,USBWA
1974 Tom Burleson 1-C; 2-UPI; 3-AP,NABC, 2-C
1974 Monte Towe 2-C
1975 **David Thompson** 1-AP,UPI,C,NABC,USBWA
1976 Kenny Carr 2-C; 3-AP,NABC,UPI
1977 Kenny Carr 2-C; 3-UPI; 4-NABC
1980 Hawkeye Whitney 1-USBWA; 2-C; 3-NABC
1984 Lorenzo Charles 3-AP
1991 Rodney Monroe 2-UPI,NABC; 3-AP
1991 Chris Corchiani 3-NABC

1992 Tom Gugliotta	3-NABC
2004 Julius Hodge	1-TSN, ESPN; 2-AP, NABC, BT
2014 T.J. Warren	1-BT; 2-AP, TSN, NABC

NOTRE DAME

1909 Raymond Scanlon	H
1925 Noble Kizer	H
1927 John Nyikos	H
1929 Ed Smith	CW
1930 Ed Smith	CW
1932 Edward "Moose" Krause	1-CV, H
1933 Edward "Moose" Krause	1-CV
1934 Edward "Moose" Krause	1-CV, H
1935 George Ireland	H
1936 John Moir	1-CV, H
1936 Paul Nowak	1-CV, H
1937 John Moir	1-CV, H
1937 Paul Nowak	1-CV, H
1938 John Moir	1-CV, H; 2-NEA
1938 Paul Nowak	1-NEA, H
1941 Ed Riska	1-CV
1942 Robert Faught	1-CV
1943 Robert Rensberger	1-NEA, H; 2-CV, TSN
1943 Robert Faught	3-Pic
1944 Leo Klier	1-CV, Pic; 2-TSN
1945 Bill Hassett	1-CV, H; 2-TSN
1946 Leo Klier	1-CV, H, TSN
1947 Kevin O'Shea	2-H; 3-NABC
1948 Kevin O'Shea	1-NABC, CV, AP, H
1949 Leo Barnhorst	1-CV, TSN
1949 Kevin O'Shea	3-AP
1950 Kevin O'Shea	1-AP, UPI; 2-H, CV; 3-TSN
1954 Dick Rosenthal	1-H; 3-CV
1955 Jack Stephens	1-H; 2-NABC, CV; 3-UP
1956 Lloyd Aubrey	2-H
1958 Tom Hawkins	1-INS; 2-H, CV, NABC, UPI; 3-AP
1959 Tom Hawkins	1-USBWA; 2-CV, H, NABC, AP, UPI
1967 Bob Arnzen	1-BN, H
1968 Bob Arnzen	1-H; 2-BN
1970 Austin Carr	1-BN, BW, CV, USBWA; 2-TSN, AP, UPI, NEA
1971 Austin Carr	1-BW, TSN, NABC, USBWA, AP, UPI, BN
1974 John Shumate	1-USBWA, UPI, AP, NABC, BN, TSN, BW
1974 Gary Brokaw	2-CV; 3-UP
1975 Adrian Dantley	1-NABC, TSN, USBWA, BW, UPI, AP
1976 Adrian Dantley	1-UP, TSN, AP, USBWA, BW, CV, NABC
1979 Kelly Tripucka	3-BW, USBWA, AP, NABC
1980 Kelly Tripucka	2-CV; 3-UP
1981 Kelly Tripucka	1-UP, BT; 2-NABC, BW
1981 Orlando Woolridge	2-CV; 3-UP
1982 John Paxson	1-NABC; 2-UP; 3-BW, BT
1983 John Paxson	1-BW, NABC; 2-UP, TSN; 3-BT
1987 David Rivers	3-BW
1988 David Rivers	2-NABC; 3-BW, BT
1998 Pat Garrity	2-AP; 3-TSN, BW
2000 Troy Murphy	1-AP, USBWA, W; 2-TSN, NABC
2001 Troy Murphy	1-AP, USBWA, NABC, TSN, BT, W
2002 Ryan Humphrey	2-BN
2008 Luke Harangody	1-W; 2-NABC, AP, USBWA, BT, SI, RV
2009 Luke Harangody	1-W; 2-AP, USBWA; 3-TSN, NABC
2010 Luke Harangody	2-USBWA; 3-AP, TSN, NABC
2011 Ben Hansbrough	1-W; 2-AP, USBWA, TSN, SI, CBS, Y; 3-BT
2015 Jerian Grant	1-AP, USBWA, NABC, TSN, CBS, W, SI, BT, USA
2017 Bonzie Colson	2-BT; 3-AP, TSN, CBS

PITT

1928 Charley Hyatt	1-H
1928 Sykes Reed	1-H
1929 Charley Hyatt	1-H
1930 Charley Hyatt	1-H
1933 Don Smith	1-H
1934 Claire Cribbs	1-H
1935 Claire Cribbs	1-H
1958 Don Hennon	1-AP, UPI, H
1959 Don Hennon	1-UP, H; 2-AP
1974 Billy Knight	1-USBWA; 3-UP
1987 Charles Smith	1-W
1987 Jerome Lane	3-AP, UPI
1988 Charles Smith	1-W
1988 Jerome Lane	2-AP, USUSBWA
2002 Brandin Knight	2-TSN



Michael Jordan helped North Carolina to the 1982 national title as a freshman and earned National Player of the Year honors in 1984.



Virginia's Buzzy Wilkinson's 32.1 scoring average in 1954-55 remains the ACC all-time record, as does his career average of 28.1 points per game.



Three-time ACC Player of the Year David Thompson led NC State to the 1974 NCAA title and was named National Player of the Year in 1975.



Notre Dame's Austin Carr holds the NCAA tournament record for most points in one game (61 vs. Ohio in 1970).

2003 Brandin Knight	1-W; 3-AP
2007 Aaron Gray	3-AP
2009 DeJuan Blair	1-AP, TSN, USBWA, W
2009 Sam Young	1-W; 3-AP, TSN

SYRACUSE

1912 Lewis Castle	1-H
1914 Lewis Castle	1-H
1918 Joseph Schwarzer	1-H
1919 Leon Marcus	1-H
1925 Victor Hanson	1-H
1926 Victor Hanson	1-H
1927 Victor Hanson	1-H
1946 Billy Gabor	1-H
1947 Billy Gabor	1-H
1951 John Kiley	1-H
1957 Vincent Cohen	1-H
1965 Dave Bing	1-H; 2-C; 3-NABC
1966 Dave Bing	1-AP, NABC, TSN, UPI, USBWA, C
1967 Bill Smith	1-H
1972 Greg Kohls	5-BN
1974 Dennis DuVal	1-TSN; 3-BW
1975 Rudy Hackett	2-AP; 3-BW
1980 Roosevelt Bowie	1-USBWA; 3-UP, BW
1985 Rafael Addison	3-BT
1985 Dwayne Washington	2-USBWA, UPI, BW; 3-AP, NABC
1986 Dwayne Washington	2-UP, BW; 3-AP, NABC, BT
1988 Sherman Douglas	2-UP, BT; 3-AP
1988 Rony Seikaly	1-W; 2-USBWA, NABC, BW; 3-UP
1989 Derrick Coleman	1-BT; 2-UP; 3-NABC, BW
1989 Sherman Douglas	1-AP, W, BW; 3-NABC
1990 Derrick Coleman	1-AP, UPI, NABC, USBWA, W, TSN, BT, BW
1990 Billy Owens	3-UP, NABC
1991 Billy Owens	1-AP, UPI, NABC, USBWA, W, SH
1995 Lawrence Moten	2-TSN; 3-AP, NABC
1996 John Wallace	2-AP, USBWA, BT, TSN; 3-BW
2000 Etan Thomas	3-NABC
2003 Carmelo Anthony	1-TSN; 2-AP, BT, ESPN, NABC, USBWA
2004 Hakim Warrick	2-ESPN, TSN; 3-AP, NABC
2005 Hakim Warrick	1-AP, NABC, W; 2-TSN, SI, USBWA; 3-BT
2010 Wes Johnson	1-AP, Fox, NABC, USBWA, W; 2-TSN, Y
2012 Kris Joseph	2-NABC, USBWA
2014 C.J. Fair	2-USBWA; 3-AP, NABC
2015 Rakeem Christmas	2-USA

VIRGINIA

1915 William Strickling	1st Team
1955 Buzzy Wilkinson	1-C; 3-AP
1972 Barry Parkhill	1-C, USBWA; 2-AP, UPI; 3-ABC
1973 Barry Parkhill	2-C; 3-NABC
1980 Jeff Lamp	3-UP
1980 Ralph Sampson	2-C
1981 Jeff Lamp	1-USBWA; 2-UP; 3-AP, NABC
1981 Ralph Sampson	1-AP, UPI, C, NABC, USBWA, TSN
1982 Ralph Sampson	1-AP, UPI, C, NABC, USBWA, TSN
1983 Ralph Sampson	1-AP, UPI, C, NABC, USBWA, TSN
2007 Sean Singletary	3-NABC
2012 Mike Scott	3-AP; BT
2015 Malcolm Brogdon	1-W; 2-AP, USBWA, NABC, USA
2015 Justin Anderson	3-NABC
2016 Malcolm Brogdon	1-AP, USBWA, NABC, TSN, W, CBS; 2-SI, USA, BT
2018 Kyle Guy	2-USA; 3-AP, NABC
2019 De'Andre Hunter	1-NBC, W; 2-NABC, UABWA, AP; 3-TSN, USA, BT
2019 Kyle Guy	2-USA; 3-AP, NABC, TSN
2019 Ty Jerome	3-NBC

VIRGINIA TECH

1919 George Parris	H
1986 Dell Curry	1-BT; 2-AP, USBWA; 3-UP, H
2007 Zabian Dowdell	3-BT
2013 Erick Green	3-AP

WAKE FOREST

1954 Dickie Hemric	3-AP
1955 Dickie Hemric	1-NABC; 2-AP, UPI; 4-C
1957 Jackie Murdock	2-C
1961 Len Chappell	1-C
1962 Len Chappell	1-AP, C, USBWA; 2-NABC, UPI
1971 Charlie Davis	2-C; 4-NABC

1977 Skip Brown	4-NABC
1977 Rod Griffin	1-USBWA; 3-AP; UPI; 5-NABC
1978 Rod Griffin	1-C; USBWA; 2-NABC; 3-AP; UPI
1981 Frank Johnson	2-C
1993 Rodney Rogers	2-AP; NABC; UPI; USBWA
1995 Randolph Childress	2-AP; NABC; USBWA; 3-UP
1995 Tim Duncan	3-AP; NABC
1996 Tim Duncan	1-AP; NABC; UPI; USBWA; TSN
1997 Tim Duncan	1-AP; NABC; UPI; USBWA; TSN
2003 Josh Howard	1-AP; NABC; TSN; ESPN; CNNSI; BD; W
2005 Chris Paul	1-AP; USBWA; NABC; TSN; ESPN; R; BT; 2-SI
2009 Jeff Teague	2-TSN; USBWA; NABC; 3-SI; Fox
2010 Al-Farouq Aminu	3-Fox; CBS
2017 John Collins	2-BT; 3-CBS

MARYLAND

1931 Louis Berger	H
1932 Louis Berger	1-C; H
1953 Gene Shue	2-C
1954 Gene Shue	2-C; H
1972 Tom McMillen	2-C; 3-AP; UPI
1973 Tom McMillen	1-C; 2-NABC; UPI; 3-AP
1974 Len Elmore	1-C; BW; 2-AP; NABC; UPI
1974 Tom McMillen	1-C; 2-NABC; UPI; 3-AP
1974 John Lucas	2-AP; C; 3-NABC
1975 John Lucas	1-C; NABC; UPI; BW; 2-AP
1976 John Lucas	1-AP; C; UPI; BW
1980 Albert King	1-AP; 2-C; NABC; UPI
1981 Albert King	2-UP; 3-NABC
1981 Charles "Buck" Williams	2-C
1985 Len Bias	2-AP; USBWA; NABC
1986 Len Bias	1-AP; NABC; UPI; BW
1992 Walt Williams	2-AP; UPI; BW
1994 Joe Smith	3-UP
1995 Joe Smith	1-AP; NABC; UPI; BW
1997 Keith Booth	3-AP; NABC
1999 Steve Francis	2-USBWA; AP; NABC; TSN
2001 Juan Dixon	3-NABC; BT
2002 Juan Dixon	1-AP; NABC; BC; USBWA; TSN; W; SI
2002 Lonny Baxter	1-W
2010 Greivis Vasquez	1-TSN; BT; Fox. 2-AP; NABC; CBS
2011 Jordan Williams	2-Yahoo; 3-Fox

SOUTH CAROLINA

1957 Grady Wallace	1-UP; H; CV. 2-AP
1969 John Roche	1-BN; H
1970 John Roche	1-H. 2-AP; NABC
1971 John Roche	1-UP; USBWA; TSN; BW; H. 2-AP; NABC

NATIONAL PLAYER OF THE YEAR

1926 Jack Cobb, UNC	Helms
1927 Vic Hanson, SU	Helms
1930 Chuck Hyatt, Pitt	Helms
1936 John Moir, ND	Helms
1940 George Glamack, UNC	Helms
1941 George Glamack, UNC	Helms
1951 Dick Groat, Duke	UPI, Look, Helms
1957 Lennie Rosenbluth, UNC	Helms
1963 Art Heyman, Duke	AP, UPI, BW, TSN, H
1971 Austin Carr, ND	AP, UPI, Co-Helms
1974 David Thompson, NCS	AP, H
1975 David Thompson, NCS	AP, UPI, BW, TSN, NABC, N, H
1976 Adrian Dantley, ND	USBWA
1978 Phil Ford, UNC	BW, W, TSN, NABC
1980 Darrell Griffith, Louis.	Wooden, TSN
1981 Ralph Sampson, UVA	AP, UPI, BW, BT
1982 Ralph Sampson, UVA	AP, UPI, BW, BT, W, NABC, TSN, N, Co-H
1982 James Worthy, UNC	Co-Helms
1983 Ralph Sampson, UVA	AP, UPI, BW, BBT, NABC, W, N, R
1983 Michael Jordan, UNC	TSN
1984 Michael Jordan, UNC	AP, UPI, BW, NABC, W, N, TSN
1986 Johnny Dawkins, Duke	N
1987 Kenny Smith, UNC	BT
1989 Danny Ferry, Duke	UPI, BW, Naismith
1989 Clifford Rozier, Louis.	Blue Ribbon
1990 Dennis Scott, GT	TSN
1990 Derrick Coleman, SU	BT
1992 Christian Laettner, Duke	AP, BW, NABC, TSN, N, W, BT, SH
1995 Joe Smith, Md.	AP, UPI, Naismith
1995 Jerry Stackhouse, UNC	Sports Illustrated

NAISMITH BASKETBALL HALL OF FAME

2024 Vince Carter	North Carolina
2024 Walter Davis	North Carolina
2023 Jim Valvano	NC State
2022 George Karl	North Carolina
2021 Chris Bosh	Wake Forest
2020 Tim Duncan	Wake Forest
2019 Bobby Jones	North Carolina
2018 Grant Hill	Duke
2018 Charlie Scott	North Carolina
2018 Lefty Driesell	Duke/Maryland
2014 Gary Williams	Maryland
2013 Rick Pitino	Louisville
2012 Ralph Sampson	Virginia
2009 Michael Jordan	North Carolina
2008 Adrian Dantley	Notre Dame
2007 Roy Williams	North Carolina
2005 Jim Boeheim	Syracuse
2003 James Worthy	North Carolina
2002 Larry Brown	North Carolina
2001 Mike Krzyzewski	Duke
2000 Robert McAdoo	North Carolina
1996 David Thompson	NC State
1994 Denny Crum	Louisville
1991 Dave Cowens	Florida State
1990 Dave Bing	Syracuse
1988 Wes Unseld	Louisville
1987 Rick Barry	Miami
1986 Billy Cunningham	North Carolina
1983 Dean Smith	North Carolina
1982 Everett Case	NC State
1979 Ray Meyer	Notre Dame
1977 Frank McGuire	North/South Carolina
1976 "Moose" Krause	Notre Dame
1973 Elmer Ripley	Notre Dame
1971 Bob Cousy	Boston College
1970 Bernard Carnevale	North Carolina
1961 George Keogan	Notre Dame
1960 Victor Hanson	Syracuse
1959 Henry "Doc" Carlson	Pitt
1959 Charley Hyatt	Pitt

CONSENSUS NATIONAL PLAYERS OF THE YEAR

Since 1975, the ACC has produced 17 consensus National Players of the Year – 10 more than any other conference over that span. Using the same criteria employed in selecting yearly consensus All-Americans, the ACC has also had nine unanimous selections since 1975.

1975 David Thompson*	NC State
1978 Phil Ford ¹	North Carolina
1981 Ralph Sampson	Virginia
1982 Ralph Sampson*	Virginia
1983 Ralph Sampson*	Virginia
1984 Michael Jordan*	North Carolina
1989 Danny Ferry ²	Duke
1992 Christian Laettner	Duke
1995 Joe Smith	Maryland
1997 Tim Duncan*	Wake Forest
1998 Antawn Jamison*	North Carolina
1999 Elton Brand*	Duke
2001 Shane Battier	Duke
2002 Jason Williams*	Duke
2006 J.J. Redick	Duke
2008 Tyler Hansbrough*	North Carolina
2019 Zion Williamson	Duke

*denotes unanimous

¹ Co-NPOY with Butch Lee, Marquette

² Co-NPOY with Sean Elliott, Arizona

LEAGUE TOTALS

ACC.....	17	Mountain West.....	2
Big Ten.....	10	Pac-12.....	2
Big 12.....	5	Independents.....	2
Big East.....	5	Big West.....	1
Atlantic 10.....	3	Colonial.....	1
SEC.....	3	Conference USA.....	1
Missouri Valley.....	2	Metro Atlantic.....	1

1997 Tim Duncan, WF	AP, NABC, TSN, BW, BT, N
1998 Antawn Jamison, UNC	AP, NABC, TSN, BW, BBT
1999 Elton Brand, Duke	AP, NABC, BE, TSN, N, W, R
2001 Jason Williams, Duke	NABC
2001 Shane Battier, Duke	AP, USBWA, SI, TSN, R
	ESPN, Naismith, CBS, BT, NABC
2002 Jason Williams, Duke	AP, TSN, ESPN, W, N, R
2003 Josh Howard, WF	Basketball Digest, CSTV
2005 J.J. Redick, Duke	Rupp
2006 J.J. Redick, Duke	AP, TSN, NABC, BW, BT, N, R, W
2008 Tyler Hansbrough, UNC	AP; USBWA; NABC
	TSN; WD; SI; ESPN; BT; N; R
2018 Marvin Bagley III, Duke	BT
2019 Zion Williamson, Duke	AP; USBWA; NABC; TSN; BT; N

USBWA NATIONAL FRESHMAN OF THE YEAR

1990 Kenny Anderson	Georgia Tech
1991 Rodney Rogers	Wake Forest
1994 Joe Smith	Maryland
2003 Carmelo Anthony	Syracuse
2004 Luol Deng	Duke
2005 Marvin Williams	North Carolina
2006 Tyler Hansbrough	North Carolina
2014 Jabari Parker	Duke
2015 Jahliil Okafor	Duke
2019 Zion Williamson	Duke
2020 Vernon Carey Jr.	Duke

NABC NATIONAL DEFENSIVE PLAYER OF THE YEAR

1987 Tommy Amaker	Duke
1988 Billy King	Duke
1993 Grant Hill	Duke
1995 Tim Duncan	Wake Forest
1996 Tim Duncan	Wake Forest
1997 Tim Duncan	Wake Forest
1998 Steve Wojciechowski	Duke
1999 Shane Battier	Duke
2000 Shane Battier	Duke
2005 Sheldon Williams	Duke
2006 Sheldon Williams	Duke

NATIONAL COACH OF THE YEAR

1957 Frank McGuire, UNC	UPI
1974 Norman Sloan, NCS	AP, BW
1974 Digger Phelps, ND	UPI
1977 Dean Smith, UNC	NABC
1978 Bill Foster, Duke	NABC
1979 Dean Smith, UNC	BW, Basketball Weekly
1982 Dean Smith, UNC	Medalist
1986 Mike Krzyzewski, Duke	UPI, Chevrolet
1987 Digger Phelps, ND	BW
1989 Mike Krzyzewski, Duke	Naismith
1990 Bobby Cremins, GT	Naismith
1991 Mike Krzyzewski, Duke	NABC
1992 Mike Krzyzewski, Duke	Naismith, TSN
1993 Dean Smith, UNC	Naismith
1995 Dave Odom, WF	Basketball America
1997 Mike Krzyzewski, Duke	Basketball Times
1998 Bill Guthridge, UNC	Naismith, NABC
1999 Mike Krzyzewski, Duke	Naismith, NABC
2000 Mike Krzyzewski, Duke	Chevrolet
2001 Matt Doherty, UNC	AP
2002 Gary Williams, Md.	Basketball America
2002 Ben Howland, Pitt	AP; TSN; ESPN; USBWA; Naismith
2004 Mike Krzyzewski, Duke	Clair Bee
2006 Roy Williams, UNC	AP; BW; Rupp
2009 Leonard Hamilton, FSU	Basketball Times
2009 Jamie Dixon, Pitt	Naismith; USA Basketball
2010 Jim Boeheim, SU	AP, NABC, TSN, Naismith, Iba
2010 Jamie Dixon, Pitt	Phelan
2011 Mike Brey, ND	USBWA; AP; Basketball Times
2011 Jamie Dixon, Pitt	TSN
2012 Mike Brey, ND	Phelan
2015 Tony Bennett, UVA	USBWA
2018 Tony Bennett, UVA	AP, Naismith, USBWA, NABC

ACC OLYMPIANS

1964	Jeff Mullins	Duke	United States
	Larry Brown	North Carolina	United States
1968	Charlie Scott	North Carolina	United States
1972	Tom Burleson	NC State	United States
	Bobby Jones	North Carolina	United States
	Kevin Joyce	South Carolina	United States
	Tom McMillen	Maryland	United States
1976	Tate Armstrong	Duke	United States
	Kenny Carr	NC State	United States
	Walter Davis	North Carolina	United States
	Phil Ford	North Carolina	United States
	Mitch Kupchak	North Carolina	United States
	Tom LaGarde	North Carolina	United States
	Steve Sheppard	Maryland	United States
	Cameron Hall	Duke	Canada
1980	Buck Williams	Maryland	United States
	Al Wood	North Carolina	United States
1984	Michael Jordan	North Carolina	United States
	Sam Perkins	North Carolina	United States
	Dan Meagher	Duke	Canada
1988	J.R. Reid	North Carolina	United States
1992	Michael Jordan	North Carolina	United States
	Christian Laettner	Duke	United States
1996	Grant Hill	Duke	United States
2000	Darius Songaila	Wake Forest	Lithuania
	Vince Carter	North Carolina	United States
	Sarunas Jasikevicius	Maryland	Lithuania
2004	Tim Duncan	Wake Forest	United States
	Stephon Marbury	Georgia Tech	United States
	Sarunas Jasikevicius	Maryland	Lithuania
	Darius Songaila	Wake Forest	Lithuania
2008	Chris Paul	Wake Forest	United States
	Carlos Boozer	Duke	United States
	Chris Bosh	Georgia Tech	United States
	Sarunas Jasikevicius	Maryland	Lithuania
	Darius Songaila	Wake Forest	Lithuania
2012	Chris Paul	Wake Forest	United States
	Alade Aminu	Georgia Tech	Nigeria
	Al-Farouq Aminu	Wake Forest	Nigeria
	Ekene Ibekwe	Maryland	Nigeria
	Luol Deng	Duke	Great Britain
	Sarunas Jasikevicius	Maryland	Lithuania
	Marty Pocius	Duke	Lithuania
	Darius Songaila	Wake Forest	Lithuania
2016	Harrison Barnes	North Carolina	United States
	Kyrie Irving	Duke	United States
	Al-Farouq Aminu	Wake Forest	Nigeria
2020	Jerami Grant	Syracuse	United States
	Jayson Tatum	Duke	United States
	Francisco Caffaro	Virginia	Argentina
	Michael Gbinije	Syracuse	Nigeria
	Luke Loucks	Florida State	Nigeria
	Jahlil Okafor	Duke	Nigeria
	Josh Okogie	Georgia Tech	Nigeria
	Mike Tobey	Virginia	Slovenia
2024	Jayson Tatum	Duke	United States
	RJ Barrett	Duke	Canada
	Khaman Maluach	Duke	South Sudan
	Jose Alvarado	Georgia Tech	Puerto Rico
	Carlisle Jones	Louisville	South Sudan
	Davon Reed	Miami	Puerto Rico
	Oshae Brissett	Syracuse	Canada
	Nickeil Alexander-Walker	Virginia Tech	Canada
	Dinos Mitoglou	Wake Forest	Greece

U.S. OLYMPIC TEAM HEAD COACH

1976	Dean Smith	North Carolina
2004	Larry Brown	North Carolina
2008	Mike Krzyzewski	Duke
2012	Mike Krzyzewski	Duke
2016	Mike Krzyzewski	Duke

FIRST-TEAM ACADEMIC ALL-AMERICANS

1963	Gerry Ward	Boston College
1964	Jay Buckley	Duke
	Jim Caldwell	Georgia Tech
1965	Billy Cunningham	North Carolina
1967	Bob Arnzen	Notre Dame

CONSENSUS NATIONAL PLAYERS OF THE YEAR

Since 1975, the ACC has produced 17 consensus National Players of the Year – 10 more than any other conference over that span. Using the same criteria employed in selecting yearly consensus All-Americans, the ACC has also had nine unanimous selections since 1975.

Year	Player, School	Conference
1975	David Thompson, NC State*	ACC
1976	Scott May, Indiana	Big Ten
1977	Marques Johnson, UCLA*	Pac-10
1978	Phil Ford, North Carolina	ACC
	Butch Lee, Marquette	Independent
1979	Larry Bird, Indiana State*	Missouri Valley
1980	Mark Aguirre, DePaul	Independent
1981	Ralph Sampson, Virginia	ACC
1982	Ralph Sampson, Virginia*	ACC
1983	Ralph Sampson, Virginia*	ACC
1984	Michael Jordan, North Carolina*	ACC
1985	Patrick Ewing, Georgetown	Big East
	Chris Mullin, St. John's	Big East
1986	Walter Berry, St. John's*	Big East
1987	David Robinson, Navy*	Colonial
1988	Hersey Hawkins, Bradley	Missouri Valley
1989	Danny Ferry, Duke	ACC
	Sean Elliott, Arizona	Pac-10
1990	Lionel Simmons, LaSalle*	Met Atlantic
1991	Larry Johnson, UNLV	Big West
	Shaquille O'Neal, LSU	SEC
1992	Christian Laettner, Duke	ACC
1993	Calbert Cheaney, Indiana*	Big Ten
1994	Glenn Robinson, Purdue*	Big Ten
1995	Joe Smith, Maryland	ACC
1996	Marcus Camby, UMass*	Atlantic 10
1997	Tim Duncan, Wake Forest*	ACC
1998	Antawn Jamison, North Carolina*	ACC
1999	Elton Brand, Duke*	ACC
2000	Kenyon Martin, Cincinnati*	C-USA
2001	Shane Battier, Duke	ACC
2002	Jason Williams, Duke*	ACC
2003	T.J. Ford, Texas	Big 12
2004	Jameer Nelson, St. Joseph's*	Atlantic 10
2005	Andrew Bogut, Utah	Mountain West
2006	J.J. Redick, Duke	ACC
2007	Kevin Durant, Texas*	Big 12
2008	Tyler Hansbrough, North Carolina*	ACC
2009	Blake Griffin, Oklahoma*	Big 12
2010	Evan Turner, Ohio State*	Big Ten
2011	Jimmer Fredette, BYU*	Mountain West
2012	Anthony Davis, Kentucky*	SEC
2013	Trey Burke, Michigan	Big Ten
2014	Greg McDermott, Creighton*	Big East
2015	Frank Kaminsky, Wisconsin*	Big Ten
2016	Buddy Hield, Oklahoma	Big 12
	Denzel Valentine, Michigan State	Big Ten
2017	Frank Mason, Kansas	Big 12
2018	Jalen Brunson, Villanova*	Big East
2019	Zion Williamson, Duke	ACC
2020	Obi Toppin, Dayton	Atlantic 10
2021	Luka Garza, Iowa	Big Ten
2022	Oscar Tshiebwe, Kentucky*	SEC
2023	Zach Edey, Purdue	Big Ten
2024	Zach Edey, Purdue	Big Ten

*denotes unanimous

CONSENSUS NATIONAL PLAYERS OF THE YEAR

ACC.....	17	Mountain West.....	2
Big Ten.....	10	Pac-12.....	2
Big 12.....	5	Independents.....	2
Big East.....	5	Big West.....	1
Atlantic 10.....	3	Colonial.....	1
SEC.....	3	Conference USA.....	1
Missouri Valley.....	2	Metro Atlantic.....	1

1968	Bob Arnzen	Notre Dame
	Terry Driscoll	Boston College
1969	Bob Arnzen	Notre Dame
	Rich Yunkus	Georgia Tech
1970	Charlie Scott	North Carolina
	Rich Yunkus	Georgia Tech
	Dick DeVenzio	Duke
	John Roche	South Carolina
1971	Dick DeVenzio	Duke
	Rich Yunkus	Georgia Tech
	John Roche	South Carolina
1972	Tom McMillen	Maryland
	Dennis Wuycik	North Carolina
	Steve Previs	North Carolina
	Gary Melchionni	Duke
1973	Tom McMillen	Maryland
1974	Tom McMillen	Maryland
	Gary Novak	Notre Dame
1975	Bob Fleischer	Duke
1976	Tommy LeGarde	North Carolina
	Wally Walker	Virginia
	Phil Bond	Louisville
1978	Mike Gminski	Duke
	Jim Spanarkel	Duke
1979	Mike Gminski	Duke
	Jim Spanarkel	Duke
	Kelly Tripucka	Notre Dame
1980	Mike Gminski	Duke
	Rich Branning	Notre Dame
1981	Jeff Lamp	Virginia
	Lee Raker	Virginia
1981	Danny Schayes	Syracuse
1982	John Paxson	Notre Dame
1983	John Paxson	Notre Dame
1984	Terry Gannon	NC State
1985	Terry Gannon	NC State
1986	Steve Hale	North Carolina
1991	Matt Roe	Maryland
1994	Eric Montross	North Carolina
1995	Todd Fuller	NC State
1996	Todd Fuller	NC State
1997	Pat Garrity	Notre Dame
1998	Pat Garrity	Notre Dame
1998	Matt Harpring	Georgia Tech
2000	Shane Battier	Duke
2001	Shane Battier	Duke
2006	Chris Gwynn	Notre Dame
2010	Tim Abromaitis	Notre Dame
2011	Tim Abromaitis	Notre Dame
2011	Tyler Zeller	North Carolina
2012	Tyler Zeller	North Carolina
2012	Mason Plumlee	Duke
2013	Tyler Zeller	North Carolina
2013	Mason Plumlee	Duke
2016	Marcus Paige	North Carolina
2022	Buddy Boeheim	Syracuse

BOSTON COLLEGE

John Cahill	2011
Brevin Galloway	2022
Mason Madsen	2023-24
Joe Rahon	2013-14
Derryck Thornton	2020

CLEMSON

Akin Akingbala	2004
Jonathan Baehre	2021
Josh Beadle	2024
Julian Betko	2003
Jack Clark	2024
Devin Coleman	2012
David Collins	2022
Gabe DeVoe	2016-17-18
Brevin Galloway	2023
Joseph Girard III	2024
RJ Godfrey	2023-24
Cliff Hammonds	2005-07-08
Avry Holmes	2017
Nick Honor	2021-22
Chase Hunter	2024
Bas Leyte	2024
Matt Morris	2007
John Newman	2020-21
Olivier Maxence Prosper	2021
Shawan Robinson	2003-04-05-06
Jordan Roper	2013-15-16
T.J. Sapp	2012
Ian Schieffelin	2023
Aamir Simms	2019-20-21
Tanner Smith	2009-10-11-12
Elijah Thomas	2018
Andrew Tyler	2007
Hunter Tyson	2020-21-22-23
Andre Young	2010-12

DUKE

Grayson Allen	2015-16-17-18
Marvin Bagley III	2018
Jaylen Blakes	2023-24
Jaemyn Brakefield	2021
Chris Duhon	2004
Kyle Filipowski	2023-24
Caleb Foster	2024
Amile Jefferson	2013-14-15-16
Mike Gbinije	2012
Jacob Grandison	2023
Rodney Hood	2014
Nick Horvath	2003-04
Chase Jeter	2016-17
Tyus Jones	2015
Ryan Kelly	2010-11-13
Jared McCain	2024
Lee Melchionni	2005
Wendell Moore Jr.	2020-21
Jabari Parker	2014
Greg Paulus	2006-08-09
Marshall Plumlee	2015
Mason Plumlee	2011-12-13
Martynas Pocius	2006-07
TJ Power	2024
Tyrese Proctor	2024
J.J. Redick	2005
Kyle Singler	2011
DJ Steward	2021
Sean Stewart	2024
Rasheed Sulaimon	2013
Jack White	2019-20
Mark Williams	2021-22
Justise Winslow	2015
Ryan Young	2023-24
Brian Zoubek	2008-09-10

FLORIDA STATE

Dwayne Bacon	2016
Taylor Bol Bowen	2024
Sardaar Calhoun	2021
Matthew Cleveland	2022
Trent Forrest	2017-18-19-20
Jaylan Gainey	2024
Todd Galloway	2003
Darin Green	2024
Marcell Haywood	2003
Tom House	2023-24
Mfiondu Kabengele	2018
Balsa Koprivica	2021
Luke Loucks	2010-11-12
Mike Mathews	2003
Baba Miller	2023-24
David Nichols	2019
Josh Nickelberry	2024
Anthony Polite	2022
Devin Vassell	2020
Von Wafer	2004
Jamir Watkins	2024
Andrew Wilson	2003-04-05
Matt Zitani	2008

GEORGIA TECH

Marvin Lewis	2003-04
Glen Rice	2010
Mfon Udofia	2011
Nate Hicks	2012
Pierre Jordan	2012
Chris Bolden	2013
Marcus Georges-Hunt ..	2013-14
Trae Golden	2014
Tadric Jackson	2015-16
Justin Moore	2017
Josh Okogie	2017
Brandon Alston	2018
Brandon Alston	2019
Kyle Sturdivant	2021
Dallan (Deebo) Coleman ..	2022
Naithan George	2024
Carter Murphy	2024

LOUISVILLE

Deng Adel	2016-17-18
Fabio Basili	2023
Wayne Blackshear	2015
Christen Cunningham ..	2019
Sydney Curry	2022
Dre Davis	2021-22
Steven Enoch	2019
Anton Gill	2015
Montrezl Harrell	2015
Tony Hicks	2017
Brandon Huntley-Hatfield ..	2023-24
Mike James	2023
David Johnson	2021
Ty-Laur Johnson	2024
Lamar Kimble	2020
V.J. King	2017-18-19
Trey Lewis	2016
Noah Locke	2022
Anas Mahmoud	2017
Mangok Mathiang	2015-16
Ryan McMahon	2019-20
Hercy Miller	2023
Donovan Mitchell	2016
Jordan Nwora	2018-19-20
Emmanuel Okorafor	2024
Chinanu Onuaku	2015-16
Zan Payne	2023-24
Darius Perry	2018-19-20
Terry Rozier	2015
Quentin Snider	2015-16-17

Raymond Spalding	2016-17-18
Jarrod West	2022
Samuell Williamson	2020-21
Tre White	2024
Curtis Williams	2024

MIAMI

Raphael Akpejori	2013
Antoine Allen	2010
Brian Asbury	2006
Nysier Brooks	2021
Bruce Brown	2017
Matthew Cleveland	2024
Paul Djobet	2024
Kyshawn George	2024
Jimmy Graham	2006-07
Donnavan Kirk	2014
Chris Lykes	2018-19
Jack McClinton	2007-08-09
Rodney Miller Jr.	2020
Charlie Moore	2022
Norchad Omier	2024
Davon Reed	2015-16-17
Erik Swoope	2011
Adrian Thomas	2006-11
Dejan Vasiljevic	2018-20
Sam Waardenburg	2022
Lonnie Walker IV	2018

NORTH CAROLINA

Will Johnson	2003
Byron Sanders	2004-05
Melvin Scott	2005
Tyler Zeller	2009-10-11-12
Marcus Paige	2013-14-15-16
Luke Maye	2016-17-18-19
Nassir Little	2019
RJ Davis	2021-23
Kerwin Walton	2021
Armando Bacot	2022
Tyler Nickel	2023
Cormac Ryan	2024

NC STATE

Pat Andree	2020
Engin Atsur	2004
Braxton Beverly	2018-19-20-21
Torin Dorn	2017-19
Ilian Evtimov	2004-06
Allerik Freeman	2018
Cam Hayes	2021
DJ Horne	2024
Sam Hunt	2018
Ben McCauley	2006-07-08
Shakeel Moore	2021
Casey Morsell	2024
Michael O'Connell	2024
Breon Pass	2022
Maverick Rowan	2016
Jayden Taylor	2024
Johnny Thomas	2009
LJ Thomas	2023
Wyatt Walker	2019
Omer Yurtseven	2017

NOTRE DAME

Paul Atkinson Jr.	2022
Nikola Djogo	2021
T.J. Gibbs	2017
Marcus Hammond	2023
Logan Imes	2024
Nate Laszewski	2022-23
Ven-Allen Lubin	2023
John Mooney	2020
Elijah Morgan	2021
Kebba Njie	2024

SKIP PROSSER AWARD



The Skip Prosser Award is presented annually to the top scholar-athlete in

ACC men's basketball. Wake Forest head basketball coach George Edward "Skip" Prosser passed away on July 26, 2007. He compiled a 291-146 career record in 14 seasons as a head coach, including a 126-68 mark in his six years with the Demon Deacons.

To be nominated for the award, a student-athlete must be an upperclassman with a grade-point average of 3.0 or better – both in his career and in the previous two semesters.

Sixty percent of the award is based on academic achievement and 40 percent on athletic accomplishments.

Prosser Award Recipients

2008	Cliff Hammonds, Clemson
2009	Jack McClinton, Miami
2010	Jerome Meyinsse, UVA
2011	Tyler Zeller, UNC
2012	Tyler Zeller, UNC
2013	Mason Plumlee, Duke
2014	Cameron Wright, Pitt
2015	Marcus Paige, UNC
2016	Marcus Paige, UNC
2017	Davon Reed, Miami
2018	Luke Maye, UNC
2019	Luke Maye, UNC
2020	Trent Forrest, FSU
2021	Aamir Simms, Clemson
2022	Justyn Mutts, VT
2023	Hunter Tyson, Clemson
2024	Norchad Omier, Miami

Rex Pflueger	2016-17-18-20
Cormac Ryan	2021-22-23
Matt Ryan	2016
Braeden Shrewsbury	2024
JJ Starling	2023
Trey Wertz	2023
Matt Zona	2024

PITT

Jamel Artis	2014
Jamarius Burton	2022
Marcus Carr	2018
Justin Champagnie	2020
Kene Chukwuka	2019
Nelly Cummings	2023
Khameron Davis	2018
Guillermo Diaz Graham ..	2023-24
Jorge Diaz Graham	2023-24
Gerald Drumgoole Jr.	2020
Greg Elliott	2023
Onyebuchi Ezeakudo	2022
Federiko Federiko	2023-24
Eric Hamilton	2020
William Jeffress	2021-22-24
Sheldon Jeter	2015
Cameron Johnson	2016-17
Jaland Lowe	2024
Ryan Luther	2016-17
Rafael Maia	2016
Trey McGowens	2020
Ryan Murphy	2020
Josh Newkirk	2014
Femi Odukale	2021-22
James Robinson	2015
Shamuel Stevenson	2018
Parker Stewart	2018
Cameron Wright	2014-15
Michael Young	2014
Damon Wilson	2016
Jared Wilson-Frame	2018

SYRACUSE

Tyus Battle	2017-18
Buddy Boeheim	2020-22
Jimmy Boeheim	2022
Marek Dolezaj	2018
Jesse Edwards	2021
Joseph Girard III	2021-22-23
Quincy Guerrier	2021
Tyler Lydon	2017
Bourama Sidibe	2020

JJ Starling	2024
Cole Swider	2022
Andrew White III	2017

VIRGINIA

Todd Billet	2004
Blake Buchanan	2024
Francisco Caffaro	2023
Billy Campbell	2006
Ryan Dunn	2023
Jayden Gardner	2022-23
Jake Groves	2024
Devon Hall	2017-18
Sam Hauser	2021
Jay Huff	2021
Nigel Johnson	2018
Majestic Mapp	2004
Justin McCoy	2021
Isaac McKneely	2023-24
Jerome Meyinsse	2008-09-10
Jordan Minor	2024
Trey Murphy III	2021
Taine Murray	2024
Will Regan	2011
Jason Rogers	2003
Jack Salt	2019
Kadin Shedrick	2022-23
Will Sherrill	2010-11
Tunji Soroye	2009
Ben Vander Plas	2023
Tomas Woldetensae	2020-21

VIRGINIA TECH

Nickeil Alexander-Walker ..	2019
Naheim Alleyne	2020-21-22
Keve Aluma	2022
Grant Basile	2023
Wabissa Bede	2019-20-21
Robbie Beran	2024
Christian Beyer	2013-15
Ben Boggs	2010
John Camden	2023
Hunter Cattoor	2021-22-23-24
Coleman Collins	2005-06-07
MJ Collins	2023-24
Jalen Cone	2021
Jarell Eddie	2012-13-14
Tyrone Garland	2011
Ahmed Hill	2019
Jalen Hudson	2016
Will Johnston	2014-15

Storm Murphy.....2022
 Justyn Mutts 2021-22
 Tyler Nickel2024
 Landers Nolley II2020
 Sean Pedulla 2023-24
 Mylyjeal Poteat..... 2023-24
 Justin Robinson..... 2017-19
 Trevor Thompson2014
 Joey van Zegeren2014
 Devin Wilson.....2015-16-18
 Lewis Witcher2007
 Jaydon Young.....2024

WAKE FOREST

Jonah Antonio.....2021
 Andrew Carr..... 2023-24
 Tyler Cavanaugh2013
 Gary Clark2008
 Vytautas Danelius2005
 Ian DuBose2021
 Anthony Fields2012
 Parker Friedrichsen2024
 C.J. Harris2010
 Jalen Johnson.....2021
 Torry Johnson.....2019
 Zach Keller2024
 Jake LaRavia2022
 Jamaal Levy2005
 Marqus Marion2024
 Matthew Marsh2024
 Ismael Massoud.....2020
 Kevin Miller2024
 Ody Oguama2020
 Chris Paul2004
 Efton Reid2024
 Olivier Sarr2019
 Khadim Sy.....2022
 Kyle Visser2004-05-06-07
 Dallas Walton2022
 Alondes Williams2022
 Coron Williams2014
 Keyshawn Woods2018

MARYLAND

Logan Aronhalt2013



Starting with the 1969-70 season, the Atlantic Coast Sports Media Association (ACSM) began selecting an ACC Player of the Week in recognition of outstanding individual performances. The inaugural ACC Player of the Week on Dec. 8, 1969, was Duke junior center Randy Denton who totaled 32 points and 22 rebounds in a pair of Blue Devil wins over Virginia Tech and Virginia. ACSMA began selecting an ACC Rookie of the Week a year later with the start of the 1970-71 season.

1969-70

PLAYER: Randy Denton, Duke (2); Charlie Scott, UNC (2); John Roche, USC (2); Charlie Davis (2); Bill Gerry, Va.; Vann Williford, NCS; Butch Zatezalo, Clem.; Tom Owens, USC. (No Rookie)

1970-71

PLAYER: John Roche, USC (3); Dennis Wuycik, UNC (2); Tom Owens, USC (2); Paul Coder, NCS; Charlie Davis, WF; Bill Gerry, Va.; Dickie Foster, Clem.; Rick Holdt, NCS; Randy Denton, Duke; Dick DeVenzio, Duke.

ROOKIE: Barry Parkhill, Va. (3); George Karl, UNC (2); Bill Benson, NCS (2); Jim O'Brien, Md. (2); Richie O'Conner, Duke; Kevin Joyce, USC; Darrell Brown, Md.; Dave Angel, Clem.; Howard White, Md.

1971-72

PLAYER: Barry Parkhill, Va. (3); Robert McAdoo, UNC (3); Paul Coder, NCS (2); Dave Angle, Clem.; Tom Burleson, NCS; Richie O'Conner, Duke; Bill Chamberlain, UNC; Joe Cafferky, NCS; Alan Shaw, Duke.

ROOKIE: Tom McMillen, Md. (4); Dennis Odle, Clem. (2); Chris Redding, Duke (2); Tom Burleson, NCS (2); Bobby Jones, UNC (2); Len Elmore, Md.; Mike Browning, Clem.

1972-73

PLAYER: David Thompson, NCS (3); Tommy Burleson, NCS (2); Gary Melchionni, Duke (2); Tom McMillen, Md.; George Karl, UNC; Bobby Jones, UNC; Tony Byers, WF; Chris Redding, Duke; Jim O'Brien, Md.

ROOKIE: Ed Stahl, UNC (2); Monte Towe, NCS (2); John Lucas, Md. (2); Wally Walker, Va. (2); Tony Byers, WF; David Thompson, NCS; Mitch Kupchak, UNC; Bob Fleischer, Duke; Jeff Reisinger, Clem.

1973-74

PLAYER: David Thompson, NCS (4); Bobby Jones, UNC (2); Tommy Burleson, NCS (2); Tony Byers, WF; Lee Foye, WF; John Lucas, Md.; Monte Towe, NCS; Wally Walker, Va.; Len Elmore, Md. ROOKIE: Wayne Rollins, Clem. (3); Walter Davis, UNC (3); Mo Rivers, NCS (3); Billy Langloh, Va.; Phil Spence, NCS; Skip Brown, WF; Cal Stamp, WF; Tate Armstrong, Duke.

1974-75

PLAYER: David Thompson, NCS (2); Tom Roy, Md. (2); John Lucas, Md. (2); Mo Rivers, NCS; Bob Fleischer, Duke; Skip Brown, WF; Mitch Kupchak, UNC; Wayne Rollins, Clem.; Maurice Howard, Md.; Wally Walker, Va.

ROOKIE: Brad Davis, Md. (3); Skip Wise, Clem. (3); Kenny Carr, NCS (2); Phil Ford, UNC (2); Steve Sheppard, Md.; Marc Iavaroni, Va.; Stan Rome, Clem.

1975-76

PLAYER: Mitch Kupchak, UNC (2); Daryl Peterson, WF; Willie Hodge, Duke; Steve Sheppard, Md.; Rod Griffin, WF; Jerry Schellenberg, WF; Phil Ford, UNC; Maurice Howard, Md.; Wally Walker, Va.; John Lucas, Md. Skip Brown, WF; Billy Langloh, Va.

ROOKIE: Jim Spanarkel, Duke (3); Al Green, NCS (2); Greg Coles, Clem. (2); Larry Gibson, Md.; Glenn Sudhop, NCS; Mike Palma, WF; Derrick Johnson, Clem.; Lawrence Boston, Md.; Otis Fulton, Va.

1976-77

PLAYER: Phil Ford, UNC (2); Skip Brown, WF (2); Jerry Schellenberg, WF; Billy Langloh, Va.; Wayne Rollins, Clem.; Stan Rome, Clem.; Tommy LaGarde, UNC; Rod Griffin, WF; Derrick Johnson, Clem; Walter Davis, UNC; Kenny Carr, NCS.

ROOKIE: Charles Whitney, NCS (3); Mike O'Koren, UNC (2); Bill Bryant, Md. (2); Mike Gminski, Duke; Leroy McDonald, WF; Frank Johnson, WF; Jim Wells, Clem.; Mike Davis, Md.; Jo Jo Hunter, Md.

1977-78

PLAYER: Phil Ford, UNC (3); Mike O'Koren, UNC (2); Mike Gminski, Duke (2); Colon Abraham, Clem.; Charles Whitney, NCS; Larry Harrison, WF; Lawrence Boston, Md.; Rod Griffin, WF; Leroy McDonald, WF; Jim Spanarkel, Duke.

ROOKIE: Jeff Lamp, Va. (3); Greg Manning, Md. (2); Eugene Banks, Duke (2); Lee Raker, Va. (2); Al King, Md.; Bob Bender, Duke; Al Wood, UNC; Kenny Matthews, NCS; Kendal Pinder, NCS.

1978-79

PLAYER: Mike O'Koren, UNC (2); Mike Gminski, Duke; Gene Banks, Duke; Ernest Graham, Md.; Albert King, Md.; Jeff Lamp, Va.; Lee Raker, Va.; Larry Nance, Clem.; Charles Whitney, NCS; Steve Castellani, UVA; Greg Manning, Md.; Jim Spanarkel, Duke. ROOKIE: Buck Williams, MD. (3); Guy Morgan, WF (2); Jeff Jones, Va (2); Alvis Rogers, WF; Jim Johnstone, WF; Bill Ross, Clem.; Jimmy Black, UNC; Mike Helms, WF; Scott Parzych, NCS.

1979-80

PLAYER: Mike Gminski, Duke (3); Albert King, Md. (2); Charles Whitney, NCS (2); Mike Helms, WF; Billy Williams, Clem.; Dave Colescott, NC; Jeff Lamp, Va.; Greg Manning, Md.; Mike O'Koren, UNC.

ROOKIE: Ralph Sampson, Va. (5); James Worthy, UNC (4); Sidney Lowe, NCS; Chip Engelland, Duke; Dereck Whittenburg, NCS; Fred Gilliam, Clem.

1980-81

PLAYER: Jeff Lamp, Va. (2); Albert King, Md. (2); Gene Banks, Duke (2); Lee Raker, Va.; Al Wood, UNC; Guy Morgan, WF; Chris Dodds, Clem.; Sidney Lowe, NCS; Jim Johnstone, WF; Ralph Sampson, Va.; Frank Johnson, WF.

ROOKIE: Sam Perkins, UNC (6); Othell Wilson, Va. (3); Vincent Hamilton, Clem. (2); Danny Young, WF; Clarke Bynum, Clem.; Ricky Stokes, UVA.

1981-82

PLAYER: James Worthy, UNC (2); Ralph Sampson, Va. (2); Derek Whittenburg, NCS (2); Brook Stepte, GT (2); Chuck Nevitt, NCS; Jimmy Black, UNC; Jim Johnstone, WF; Vince Taylor, Duke; Guy Morgan, WF.

ROOKIE: Adrian Branch, Md. (3); Jimmy Miller, Va. (2); Tim Mullen, Va. (2); Michael Jordan, UNC (2); Brian Howard, GT (2); John Toms, WF; Greg Wendt, Duke.

1982-83

PLAYER: Ralph Sampson, Va. (3); Michael Jordan, UNC (3); Othell Wilson, Va. (2); Sam Perkins, UNC (2); Jimmy Miller, Va.; Adrian Branch, Md.; Thurl Bailey, NC State; Herman Veal, Maryland; Marc Campbell, Clemson.

ROOKIE: Mark Price, GT (3); Ernie Myers, NCS (3); Johnny Dawkins, Duke (2); Mark Alarie, Duke (2); Ben Coleman, Md. (2); Rick Carlisle, Va.; Kenny Green, WF; Anthony Jenkins, Clem.

1983-84

PLAYER: Michael Jordan, UNC (2); Ben Coleman, Md. (2); Sam Perkins (2); Terry Gannon, NCS; Johnny Dawkins, Duke; Yvon Joseph, GT; Jeff Adkins, Md.; Othell Wilson, Va.; Lorenzo Charles, NCS; Anthony Teachey, WF; Mark Alarie, Duke; Adrian Branch, Md.

ROOKIE: Bruce Dalrymple, GT (4); Kenny Smith, UNC (2); Russell Pierre, NCS (2); Tom Sheehy, Va.; Tommy Amaker, Duke; Dave Popson, UNC; Horace Grant, Clem.; Spud Webb, NCS; Keith Gatlin, Md.; Olden Polynice, Va.

1984-85

PLAYER: John Salley, GT (2); Mark Alarie, Duke; Len Bias, Md.; Brad Daugherty, UNC; Mark Price, GT; Kenny Green, WF; Johnny Dawkins, Duke; Tyrone Bogue, WF; Vincent Hamilton, Clem.; Cozell McQueen, NCS; Lorenzo Charles, NCS; Adrian Branch, Md.

ROOKIE: Derrick Lewis, Md. (3); Grayson Marshall, Clem. (3); Charlie Thomas, WF (3); Mel Kennedy, UVA. (2); Duane Ferrell, GT; Chris Washburn, NCS

1985-86

PLAYER: Johnny Dawkins, Duke (3); Len Bias, Md. (2); David Henderson, Duke (2); Brad Daugherty, UNC (2); Mark Price, GT; Chris Washburn, NCS; Mark Alarie, Duke; Steve Hale, UNC; Joe Wolf, UNC; Olden Polynice, Va.

ROOKIE: Tom Hammonds, GT (3); Jeff Lebo, UNC (3); Richard Morgan, Va. (3); Walker Lambiotte, NCS; John Johnson, Va.; Charles Shackelford, NCS; Michael Best, Clem.; Danny Ferry, Duke.

1986-87

PLAYER: Horace Grant, Clem. (2); Andrew Kennedy, UVA. (2); Kenny Smith, UNC (2); Charles Shackelford, NCS; Joe Wolf, UNC; Tom Hammonds, GT; Derrick Lewis, Md.; Danny Ferry, Duke; Jeff Lebo, UNC.

ROOKIE: Sam Ivy, WF (3); J.R. Reid, UNC (3); Brian Oliver, GT (2); Teyon McCoy, Md. (2); Phil Henderson, Duke; Elden Campbell, Clem.; Steve Hood, Md.

1987-88

PLAYER: Danny Ferry, Duke (2); Kevin Strickland, Duke (2); Jeff Lebo, UNC; J.R. Reid, UNC; Duane Ferrell, GT; Charles Shackelford, NCS; Derrick Lewis, Md.; David Carlyle, WF; Vinny Del Negro, NCS; Tom Hammonds, GT; Craig Neal, GT; Elden Campbell, Clem.

ROOKIE: Dennis Scott, GT (5); Brian Williams, Md. (2); Rodney Monroe, NCS (2); Chris Corchiani, NCS (2); Robert Siler, WF; Kenny Turner, UVA.; Dale Davis, Clem.

1988-89

PLAYER: Danny Ferry, Duke (3); Dale Davis, Clem. (2); John Crotty, Va.; Rick Fox, UNC; John Johnson, Md.; Rodney Monroe, NCS; Tom Hammonds, GT; Richard Morgan, Va.; King Rice, UNC; Brian Howard, NCS; Chucky Brown, NCS; Steve Bucknall, UNC.

ROOKIE: Bryant Stith, Va. (6); Jerrod Mustaf, Md. (3); Chris King, WF (2); Christian Laettner, Duke; David Young, Clem.; Derrick McQueen, WF

1989-90

PLAYER: Bryant Stith, Va. (3); Brian Oliver, GT (2); Kenny Anderson, GT; Elden Campbell, Clem.; Dale Davis, Clem.; John Crotty, UVA.; Tom Gugliotta, NCS; Christian Laettner, Duke; Tony Massenburg, Md.; Dennis Scott, GT.

ROOKIE: Kenny Anderson, GT (10); Bobby Hurley, Duke (2); Bill McCaffrey, Duke.

1990-91

PLAYER: Thomas Hill, Duke (2); Kenny Turner, Va.; Bobby Hurley, Duke; Malcolm Mackey, GT; Randolph Childress, WF; Jon Barry,

GT; Rodney Monroe, NCS; Chris Corchiani, NCS; Rick Fox, NC. ROOKIE: Rodney Rogers, WF (5); Randolph Childress, WF (2); Garfield Smith, Md.; Grant Hill, Duke

1991-92

PLAYER: Christian Laettner, Duke (3); Hubert Davis, UNC (3); Bryant Stith, UVA (2); Kevin Thompson, NCS; Sam Cassell, FSU; Thomas Hill, Duke; Walt Williams, Md. Rodney Rogers, WF. ROOKIE: Bob Sura, FSU (3); Junior Burrough, UVA (2); James Forrest, GT (2); Cory Alexander, UVA; Sharone Wright, Clem.; Devin Gray, Clem.; Mark Davis, NCS.

1992-93

PLAYER: James Forrest, GT (2); Cornel Parker, UVA (2); Cory Alexander, UVA; Sam Cassell, FSU; Randolph Childress, WF; George Lynch, UNC; Malcolm Mackey, GT; Kevin McLinton, Md.; Eric Montross, UNC; Rodney Rogers, WF; Bob Sura, FSU; Chris Whitney, Clem.; Sharone Wright, Clem.

ROOKIE: Martice Moore, GT (4); Johnny Rhodes, Md. (3); Exree Hipp, Md. (2); Drew Barry, GT; Derrick Carroll, FSU.

1993-94

PLAYER: Travis Best, GT (5); Randolph Childress, WF (3); Cherokee Parks, Duke; Tim Duncan, WF; Antonio Lang, Duke; Andre Bovain, Clem.; Derrick Phelps, UNC; Bob Sura, FSU; Jerry Stackhouse, UNC.

ROOKIE: Joe Smith, Md. (6); Jerry Stackhouse, UNC (2); Jeff Capel, Duke (2); Tim Duncan, WF; James Collins, FSU

1994-95

PLAYER: Travis Best, GT (2); Randolph Childress, WF (2); Tim Duncan, WF (2); Joe Smith, Md. (2); Cherokee Parks, Duke (2); Jeff McInnis, UNC; Bob Sura, FSU; Johnny Rhodes, Md.; Todd Fuller, NCS.

ROOKIE: Greg Buckner, Clm. (3); Matt Harpring, GT (3); Curtis Staples, UVA (3); Ishua Benjamin, NCS (2); Corey Louis, FSU; Tony Rutland, WF.

1995-96

PLAYER: Tim Duncan, WF (4); Matt Harpring, GT (4); Chris Collins, Duke (2); Jeff McInnis, UNC; Greg Newton, Duke; Antawn Jamison, UNC; Keith Booth, Md.; Drew Barry, GT.

ROOKIE: Stephen Marbury, GT (4); Antawn Jamison, UNC (3); Vince Carter, UNC (2); Terrell McIntyre, Clem. (2); Courtney Alexander, UVA (2); Harold Jamison, Clem.; Tony Christie, Clem.

1996-97

PLAYER: Tim Duncan, WF (4); Antawn Jamison, UNC (4); Keith Booth, Md. (2); James Collins, FSU (2); Norman Nolan, UVA; Trajan Langdon, Duke; Greg Buckner, Clem.; C.C. Harrison, NCS; Serge Zwikker, UNC; Shammond Williams, UNC.

ROOKIE: Loren Woods, WF (4); Ed Cota, UNC (3); Vincent Whitt, Clem. (2); Kevin Morris, GT; Damon Thornton, NCS; Colin Ducharme, UVA.

1997-98

PLAYER: Antawn Jamison, UNC (7); Norman Nolan, UVA (3); Matt Harpring, GT; C.C. Harrison, NCS; Shammond Williams, UNC; LaMarr Greer, Fla. Sarunas Jasikevicius, Md.; Roshown McLeod, Duke; Trajan Langdon, Duke; Greg Buckner, Clem.

ROOKIE: Dion Glover, GT (5); Robert O'Kelley, WF (4); Kenny Inge, NCS (2); Shane Battier, Duke; Elton Brand, Duke; Niki Arinze, WF; Archie Miller, NCS.

1998-99

PLAYER: Elton Brand, Duke (5); Robert O'Kelley, WF (2); Terrell McIntyre, Clem. (2); Ed Cota, UNC; Steve Francis, Md.; William Avery, Duke; Laron Profit, Md.; Terence Morris, Md.; Justin Gainey, NCS; Alvin Jones, GT.

ROOKIE: Chris Williams, UVA (4); Tony Akins, GT (2); Darius Songaila, WF (2); Corey Maggette, Duke (2); Adam Harrington, NCS; Will Solomon, Clem.; Kris Lang, UNC; Craig Dawson, WF; Adam Hall, UVA.

1999-2000

PLAYER: Will Solomon, Clem. (3); Juan Dixon, Md. (2); Lonny Baxter, Md.; Jason Collier, GT; Terence Morris, Md.; Jason Capel, UNC; Chris Williams, UVA; Chris Carrawell, Duke; Damos Anderson, FSU; Shane Battier, Duke; Darius Songaila, WF; Donald Hand, UVA; Brendan Haywood, UNC; Jason Williams, Duke.

ROOKIE: Joseph Forte, UNC (4); Jason Williams, Duke (2); Travis Watson, UVA (2); Roger Mason, UVA (2); Carlos Boozer, Duke (2); Marshall Williams, NCS; Damien Wilkins, NCS; Tahj Holden, Md.

2000-01

PLAYER: Joseph Forte, UNC (4); Shane Battier, Duke (3); Juan Dixon, Md. (2); Carlos Boozer, Duke; Jason Williams, Duke; Brendan Haywood, UNC; Jason Capel, UNC; Lonny Baxter, Md.; Nate James, Duke; Shaun Fein, GT; Alvin Jones, GT; Roger Mason, Jr., UVA.

ROOKIE: Chris Duhon, Duke (4); Marvin Lewis, GT (4); Halston Lane, GT (3); Maurice Young, UVA(2); Michael Joiner, FSU (2); Tony Stockman, Clem.; Trey Guidry, NCS; J.C. Mathis, UVA.

2001-02

PLAYER: Jason Williams, Duke (3); Juan Dixon, Maryland (3); Carlos Boozer, Duke (2); Mike Dunleavy, Duke; Darius Songaila, WF; Cedric Moore, GT; Monte Cummings, FS; Anthony Grundy, NCS; Travis Watson, UVA; Chris Wilcox, Md; Edward Scott, Clem.; Tony Akins, GT.

ROOKIE: Josh Powell, NCS (2); Elton Brown, UVA. (2); Illian Evtimov, NC State (2); B.J. Elder, GT (2); Chey Christie, Clem.; Jamaal Levy, WF; Julius Hodge, NCS; Anthony Richardson, FS;

Luke Schenschler, GT; Jawad Williams, UNC; Ed Nelson, GT.

2002-03

PLAYER: Josh Howard, WF (4); Julius Hodge (2), NCS; Edward Scott, Clem. (2); Travis Watson, UVA (2); Todd Bilet, UVA; Steve Blake, Md.; Daniel Ewing, Duke; Dahntay Jones, Duke; Rashad McCants, UNC; Tim Pickett, FSU

ROOKIE: Chris Bosh, GT (3); Raymond Felton, UNC (3); Rashad McCants, UNC (2); Todd Galloway, FSU; Justin Gray, WF; Jarrett Jack, GT; J.J. Redick, Duke

2003-04

PLAYER: Julius Hodge, NCS (3); John Gilchrist, Md. (2); Justin Gray, WF (2); Jarrett Jack, GT (2); Sean May, UNC (2); Tim Pickett, FSU (2); Chris Duhon, Duke; Rashad McCants, UNC; Marcus Melvin, NCS; Isma'il Muhammad, GT; J.J. Redick, Duke; Eric Williams, WF.

ROOKIE: Luol Deng, Duke (6); Chris Paul, WF (5); Von Wafer, FSU (2); Gary Forbes, UVA; Mike Jones, Md.; J.R. Reynolds, UVA; D.J. Strawberry, Md.

2004-05

PLAYER: J.J. Redick, Duke (4); John Gilchrist, Md. (2); Chris Paul, WF (2); Elton Brown, UVA; Coleman Collins, VT; Guillermo Diaz, Miami; Raymond Felton, UNC; Justin Gray, WF; Robert Hite, Miami; Jarrett Jack, GT; Sean May, UNC; Eric Williams, WF; Shelden Williams, Duke.

ROOKIE: Sean Singletary, UVA (5); Marvin Williams, UNC (5); Cliff Hammonds, Clem. (4); Andrew Brackman, NCS; Adrian Joseph, UVA; Cheyenne Moore, Clem.; Anthony Morrow, GT; DeMarcus Nelson, Duke.

2005-06

PLAYER: J.J. Redick, Duke (7); Craig Smith, BC (2); Al Thornton, FSU (2); Shelden Williams, Duke (2); Akin Akingbala, Clem.; Jared Dudley, BC; Justin Gray, WF; Tyler Hansbrough, UNC; Anthony Morrow, GT; Sean Singletary, UVA; Trent Strickland, WF

ROOKIE: Tyler Hansbrough, UNC (10); Greg Paulus, Duke (2); A.D. Vassallo, Virginia Tech (2); Julius Powell, Clem.; Shamaine Dukes, WF; Tyrese Rice, BC

2006-07

PLAYER: D.J. Strawberry, Md. (3); Zabian Dowdell, VT (2); Sean Singletary, UVA (2); Mamadi Diane, UVA; Jared Dudley, BC; Jamon Gordon, VT; Gavin Grant, NCS; Mike Jones, Md.; Jack McClinton, UM; Josh McRoberts, Duke; J.R. Reynolds, UVA; Al Thornton, FSU; Brandon Wright, UNC

ROOKIE: Brandon Wright, UNC (6); Javaris Crittenton, GT (3); Jon Scheyer, Duke (3); Trevor Booker, Clem.; Dwayne Collins, UM; Brandon Costner, NCS; Wayne Ellington, UNC; Ty Lawson, UNC; Greivis Vasquez, Md.; Ishmael Smith, WF

2007-08

PLAYER: Tyler Hansbrough, UNC (8); Wayne Ellington, UNC (2); Tyrese Rice, BC (2); Sean Singletary (2); Trevor Booker, Clem.; Matt Causey, GT; Toney Douglas, FSU; James Gist, Md.; Jack McClinton, UM; Anthony Morrow, GT; DeMarcus Nelson, Duke; K.C. Rivers, Clem.; Greivis Vasquez, Md.

ROOKIE: Kyle Singler, Duke (4); Jeff Teague, WF (4); J.J. Hickson, NCS (3); Jeff Allen, VT (2); Terrence Ogelsby, Clem. (2); James Johnson, WF; Mo Miller, GT; Corey Raji, BC.

2008-09

PLAYER: Greivis Vasquez, Md. (3); Toney Douglas, FSU (2); Ty Lawson, UNC (2); K.C. Rivers, Clem. (2); Jeff Teague, WF (2); Trevor Booker, CU; Malcolm Delaney, VT; Tyler Hansbrough, UNC; Gerald Henderson, Duke; Gani Lawal, GT; Jack McClinton, UM; Tyrese Rice, BC; Jon Scheyer, Duke; Kyle Singler, Duke.

ROOKIE: Sylvan Landesberg, UVA (6); Al-Farouq Aminu, WF (4); Solomon Alabi, FSU (2); Reggie Jackson, BC; Iman Shumpert, GT; Chris Singleton, FSU; Elliott Williams, Duke.

2009-10

PLAYER: Greivis Vasquez, Md. (4); Jon Scheyer, Duke (3); Sylvan Landesberg, UVA (2); Al-Farouq Aminu, WF; Jeff Allen, VT; Trevor Booker, Clem.; Malcolm Delaney, VT; Doreno Hudson, VT; Gani Lawal, GT; Corey Raji, BC; Kyle Singler, Duke; Nolan Smith, Duke. ROOKIE: Derrick Favors, GT (4); C.J. Harris, WF (4); Durand Scott, UM (4); Jordan Williams, Md. (2); Michael Snaer, FSU; Ari Stewart, WF; Mfon Udofia, GT; Scott Wood, NCS.

2010-11

PLAYER: Nolan Smith, Duke (4); Jeff Allen, VT (2); Reggie Jackson, BC (2); Iman Shumpert, GT (2); Chris Singleton, FSU (2); Malcolm Delaney, VT; Jeraï Grant, Clem.; Malcolm Grant, UM; Erick Green, VT; Mike Scott, UVA; Jordan Williams, Md.

ROOKIE: Harrison Barnes, UNC (3); Kyrie Irving, Duke (3); C.J. Leslie, NCS (3); Travis McKie, WF (3); Kendall Marshall, UNC (3); Terrell Stoglin, Md. (2); Reggie Bullock, UNC; KT Harrell, UVA; Ryan Harrow, NCS.

2011-12

PLAYER: Mike Scott, UVA (4); John Henson, UNC (3); Michael Snaer, FSU (2); Harrison Barnes, UNC; Lorenzo Brown, NCS; Deividas Dulkys, FSU; Doreno Hudson, VT; Nate James, FSU; Reggie Johnson, UM; Ryan Kelley, Duke; Mason Plumlee, Duke; Terrell Stoglin, Md.; Tyler Zeller, UNC.

ROOKIE: Austin Rivers, Duke (9); Quinn Cook, Duke (2); Ryan Anderson, BC; Dennis Clifford, BC; Chase Fischer, WF; Lonnie Jackson, BC; Shane Larkin, UM; Alex Len, Md.

2012-13

PLAYER: C.J. Leslie, NCS (2); Durand Scott, UM (2); Erick Green,

Sr., VT (2); Mason Plumlee, Sr., Duke (2); Ryan Kelly, Duke (2); Seth Curry, Duke (2); Shane Larkin, UM (2); Michael Snaer, FSU; P.J. Hairston, UNC; Quinn Cook, Duke; Reggie Bullock, UNC; Richard Howell, NCS; Scott Wood, NCS; Alex Len, Md.; C.J. Harris, WF. ROOKIE: Olivier Hanlan, BC (4); Joe Rahon, BC (2); Marcus Georges-Hunt, GT (2); Rasheed Sulaimon, Duke (2); T.J. Warren, NCS (2); Aaron Thomas, FSU; Charles Mitchell, Md.; Devin Thomas, WF; Justin Anderson, UVA; Robert Carter, Jr., GT; Rodney Purvis, NCS; Seth Allen, Md.; T.J. Warren, NCS; T.J. Warren, NCS

2013-14

PLAYER: Marcus Paige, UNC (4); Lamar Patterson, Pitt (3); Eric Atkins, ND (2); Jabari Parker, Duke (2); Malcolm Brogdon, UVA; Trevor Cooney, SU; Jarell Eddie, VT; C.J. Fair, SU; Olivier Hanlan, BC; Joe Harris, UVA; James Michael McAdoo, UNC; Travis McKie, WF; Rasheed Sulaimon, Duke; Aaron Thomas, FSU; T.J. Warren, NCS.

ROOKIE: Jabari Parker, Duke (10); Tyler Ennis, SU (5); Jaron Blossomgame, Clem.; Kennedy Meeks, UNC; Roddy Peters, Md.; Steve Vasturia, ND.

2014-15

PLAYER: Jerian Grant, ND (3); Montrezl Harrell, UL (3); Rakeem Christmas, SU (2); Quinn Cook, Duke (2); Terry Rozier, UL (2); Justin Anderson, UVA; Jamel Artis, Pitt; Olivier Hanlan, BC; Trevor Lacey, NCS; Sheldon McClellan, UM; Jahlii Okafor, Duke; Angel Rodriguez, UM; Jordan Roper, Clem.

ROOKIE: Jahlii Okafor, Duke (8); Tyus Jones, Duke (4); Xavier Rathan-Mayes, FSU (2); Justin Bibbs, VT; Caleb Martin, NCS; Dinos Mitoglou, WF; Justise Winslow, Duke.

2015-16

PLAYER: Brice Johnson, UNC (4); Cat Barber, NCS (3); Grayson Allen, Duke (2); Malcolm Brogdon, UVA (2); Jamel Artis, Pitt; Joel Berry II, UNC; Jaron Blossomgame, Clem.; Marcus Georges-Hunt, GT; Anthony Gill, UVA; Demetrius Jackson, ND; Tonye Jekiri, UM; Marcus Paige, UNC.

ROOKIE: Dwayne Bacon, FSU (5); Brandon Ingram, Duke (4); Malik Beasley, FSU (3); Kerry Blackshear, VT; Bryant Crawford, WF; Luke Kennard, Duke; Tyler Lydon, Syr.; Malachi Richardson, Syr.

2016-17

PLAYER: Joel Berry II, UNC (4); John Collins, WF (2); Bonzie Colson, ND (2); Justin Jackson, UNC (2); Michael Young, Pitt (2); Dwayne Bacon, FSU; Amile Jefferson, Duke; Luke Kennard, Duke; Donovan Mitchell, UL; Jerome Robinson, BC; John Gillon, Syr.; Quentin Snider, UL; Steve Vasturia, ND

ROOKIE: Josh Okogie, GT (4); Dennis Smith Jr., NCS (3); Jayson Tatum, Duke (3); Ky Bowman, BC (2); Bruce Brown, Miami (2); Jonathan Isaac, FSU (2); Frank Jackson, Duke

2017-18

PLAYER: Luke Maye, UNC (3); Grayson Allen, Duke (2); Marvin Bagley III, Duke (2); Bonzie Colson, ND (2); Allierik Freeman, NCS (2); Ky Bowman, BC; Gabe DeVoe, Clem.; T.J. Gibbs, ND; Kyle Guy, UVA; Ty Jerome, UVA; Marquise Reed, Clem.; Jerome Robinson, BC; Gary Trent Jr., Duke; Omer Yurtseven, NCS

ROOKIE: Marvin Bagley III, Duke (7); Wendell Carter Jr., Duke (3); Lonnie Walker IV, Miami (3); Oshae Brissett, Syr. (2); Gary Trent Jr., Duke (2); De'Andre Hunter, UVA; Chris Lykes, Miami; Jordan Nwora, UL.

2018-19

PLAYER: Tyus Battle, Syr. (3); Nickeil Alexander-Walker, VT (2); Luke Maye, UNC (2); Zion Williamson, Duke (2); RJ Barrett, Duke; Kyle Guy, UVA; De'Andre Hunter, UVA; Ty Jerome, UVA; Cameron Johnson, North Carolina; Markell Johnson, NCS; Justin Robinson, VT; Dwayne Sutton, UL; Coby White, UNC.

ROOKIE: Coby White, UNC (5); Zion Williamson, Duke (5); RJ Barrett, Duke (4); Trey McGowens, Pitt (2); Jalen Carey, Syr.; Wynston Tabbs, BC; Tre Jones, Duke.

2019-20

PLAYER: Tre Jones, Duke (3); Vernon Carey Jr., Duke (2); Mamadi Diakite, UVA (2); John Mooney, ND (2); Olivier Sarr, WF (2); Jose Alvarado, GT; Cole Anthony, UNC; Buddy Boeheim, Syr.; Chaundee Brown, WF; Devon Daniels, NCS; Michael DeVoe, GT; Markell Johnson, NCS; Kameron McGusty, Miami; Jordan Nwora, UL; Aamir Simms, Clem.; Devin Vassell, FSU; Moses Wright, GT ROOKIE: Vernon Carey Jr., Duke (5); Landers Nolley II, VT (5); Cole Anthony, UNC (2); Justin Champagnie, Pitt (2); Isaiah Wong, Miami (2); Matthew Hurt, Duke; David Johnson, UL.

2020-21

PLAYER: Justin Champagnie, Pitt (3); Moses Wright, GT (3); Keve Aluma, VT (2); Matthew Hurt, Duke (2); Jose Alvarado, GT; RaiQuan Gray, FSU; Quincy Guerrier, Syr.; Sam Hauser, UVA; David Johnson, UL; Tyrece Radford, VT

ROOKIE: Scottie Barnes, FSU (2); Jalen Johnson, Duke (2); Caleb Love, UNC (2); DJ Steward, Duke (2); Dre Davis, UL; RJ Davis, UNC; Walker Kessler, UNC; Shakeel Moore, NCS; Dereon Seabron, NCS; DayRon Sharpe, UNC; Kerwin Walton, UNC; Jae'Lyn Withers, UL.

2021-22

PLAYER: Armando Bacot, NC (3); Jake LaRavia, WF (2); Dereon Seabron, NCS (2); Alondes Williams, WF (2); Paul Atkinson Jr., ND; Buddy Boeheim, Syr.; Michael DeVoe, GT; Jayden Gardner, UVA; Dane Goodwin, ND; Brady Manek, NC; Kameron McGusty, Miami; Wendell Moore Jr., Duke; Femi Odukale, Pitt.

ROOKIE: Paolo Banchero, Duke (6); Terquavion Smith, NCS (4); Blake Wesley, ND (3); Matthew Cleveland, FSU (2); AJ Griffin,

ACC PLAYER/ROOKIE OF WEEK TOTALS

PLAYER OF WEEK

North Carolina	159
Duke	137
Virginia	89
Wake Forest	87
NC State	82
Maryland	77
Georgia Tech	65
Clemson	44
Florida State	29
Boston College	20
Virginia Tech	18
Notre Dame	16
Pitt	16
Miami	12
Louisville	11
Syracuse	11
South Carolina	8

ROOKIE OF WEEK

Duke	162
North Carolina	97
Georgia Tech	88
Virginia	76
NC State	72
Wake Forest	69
Maryland	65
Clemson	58
Florida State	35
Miami	19
Virginia Tech	17
Syracuse	15
Boston College	12
Pitt	11
Notre Dame	9
Louisville	6
South Carolina	1

ACC PLAYER OF THE WEEK

Career Leaders

Antawn Jamison, North Carolina, 1996-98	12
J.J. Redick, Duke, 2003-06	12
Tim Duncan, Wake Forest, 1994-97	11
Tyler Hansbrough, North Carolina, 2006-09	10
David Thompson, NC State, 1973-75	9

Single-Season Leaders

Tyler Hansbrough, North Carolina, 2008	8
Antawn Jamison, North Carolina, 1997	7
J.J. Redick, Duke, 2006	7
Travis Best, Georgia Tech, 1994	5
Elton Brand, Duke, 1999	5

ACC ROOKIE OF THE WEEK

Single-Season Leaders

Tyler Hansbrough, North Carolina, 2006	10
Kenny Anderson, Georgia Tech, 1990	10
Jabari Parker, Duke, 2014	10
Austin Rivers, Duke, 2012	9
Kyle Filipowski, Duke, 2023	9
Jahlil Okafor, Duke, 2015	8
Marvin Bagley III, Duke, 2018	7
Sam Perkins, North Carolina, 1981	6
Bryant Stith, Virginia, 1989	6
Joe Smith, Maryland, 1994	6
Luol Deng, Duke, 2004	6
Brandon Wright, North Carolina, 2007	6
Sylvan Landesberg, Virginia, 2009	6
Paolo Banchero, Duke, 2022	6

Duke (2); Trevor Keels, Duke (2)

2022-23

PLAYER: Armando Bacot, NC (3); Jarkel Joiner, NCS (2); Hunter Tyson, Clem. (2); Isaiah Wong, Miami (2); Tyree Appleby, WF; Reece Beekman, UVA; Jamarius Burton, UP; Andrew Carr, WF; El Ellis, Lou.; Blake Hinson, UP; Miles Kelly, GT; Nate Laszewski, ND; Justyn Mutts, VT; Nijel Pack, Miami; Jeremy Roach, Duke ROOKIE: Kyle Filipowski, Duke (9); Judah Mintz, Syr. (5); Cam Corhen, F, FSU; Mike James, Lou.; Chen Kelley III, BC; Dereck Lively II, Duke.

2023-24

PLAYER: RJ Davis, NC (4); Armando Bacot, NC (2); Blake Hinson, Pitt (2); Quinten Post, BC; Joseph Girard III, Clem.; PJ Hall, Clem.; Kyle Filipowski, Duke; Jamir Watkins, FS; Harrison Ingram, NC; Cormac Ryan, NC; DJ Horne, NCS; Quadir Copeland, Syr.; Reece Beekman, UVA; Lynn Kidd, VT; Sean Pedulla, VT; Kevin "Boopie" Miller, WF; Hunter Sallis, WF ROOKIE: Carlton Carrington, Pitt (5); Markus Burton, ND (4); Baye Ndongo, GT (3); Jared McCain, Duke (2); Ty-Laur Johnson, Lou.; Dennis Parker Jr., NCS; Braeden Shrewsberry, ND; Jaland Lowe, Pitt (1)

1972-73

D11 Tom McMillen, MD
D18 David Thompson, ST
D25 George Karl, NC
J1 Bobby Jones, NC
J8 Tony Byers, WF
J15 Tommy Burleson, ST
J22 Chris Redding, DU
J29 Jim O'Brien, MD
F5 Gary Melchionni, DU
F12 David Thompson, ST
F19 Gary Melchionni, DU
F26 David Thompson, ST
M6 Tommy Burleson, ST

1973-74

D4 Bobby Jones, NC
D11 Tony Byers, WF
D18 Lee Foye, WF
D25 John Lucas, MD
J1 David Thompson, ST
J8 Tommy Burleson, ST
J15 David Thompson, ST
J22 Bobby Jones, NC
J29 Monte Towe, ST
F5 David Thompson, ST
F12 Wally Walker, VA
F19 Len Elmore, MD
F26 David Thompson, ST
M5 Tommy Burleson, ST

1974-75

D9 David Thompson, ST
D16 Morris Rivers, ST
D23 Tom Roy, MD
D30 Bob Fleischer, DU
J6 Skip Brown, WF
J13 Mitch Kupchak, NC
J20 John Lucas, MD
J27 Wayne Rollins, CU
F3 Maurice Howard, MD
F10 David Thompson, ST
F17 John Lucas, MD
F24 Wally Walker, VA
M3 Tom Roy, MD

1975-76

D1 Daryl Peterson, WF
D8 Willie Hodge, DU
D15 Mitch Kupchak, NC
D22 Steve Sheppard, MD
D29 Rod Griffin, WF
J5 Jerry Schellenberg, WF
J12 Phil Ford, NC
J19 Maurice Howard, MD
J26 Wally Walker, VA
F2 John Lucas, MD
F9 Skip Brown, WF
F16 Mitch Kupchak, NC
F23 Billy Langlosh, VA

1976-77

N30 Jerry Schellenberg, WF
D7 Bill Langlosh, VA
D14 Wayne "Tree" Rollins, CU
D21 Stan Rome, CU
J4 Phil Ford, NC
J11 Skip Brown, WF
J18 Tommy LaGarde, NC
J25 Rod Griffin, WF
F1 Derrick Johnson, CU
F8 Skip Brown, WF
F15 Water Davis, NC
F22 Kenny Carr, ST
M1 Phil Ford, NC

1977-78

N28 Colon Abraham, CU
D3 Phil Ford, NC
D10 Charles "Hawkeye" Whitney, ST
D17 Mike O'Koren, NC
D26 Larry Harrison, WF
J2 Lawrence Boston, MD
J9 Mike O'Koren, NC
J16 Mike Gminski, DU
J23 Phil Ford, NC
J30 Rod Griffin, WF
F6 Leroy McDonald, WF
F13 Jim Spanarkel, DU
F20 Mike Gminski, DU
F27 Phil Ford, NC

1978-79

D5 Mike Gminski, DU
D12 Gene Banks, DU
D19 Mike O'Koren, NC
J3 Albert King, MD

J9 Mike O'Koren, NC
J16 Jeff Lamp, VA
J23 Jeff Lamp, VA
J30 Larry Nance, CU
F6 Charles "Hawkeye" Whitney, ST
F13 Steve Castellani, VA
F20 Greg Manning, MD

1979-80

D4 Mike Gminski, DU
D11 Mike Helms, WF
D18 Albert King, MD
D25 Mike Gminski, DU
J1 Mike Gminski, DU
J8 Billy Williams, CU
J15 David Colescott, NC
J22 Albert King, MD
J29 Jeff Lamp, VA
F5 Greg Manning, MD
F12 Charles "Hawkeye" Whitney, ST
F19 Mike O'Koren, NC
F26 Charles "Hawkeye" Whitney, ST

1980-81

D2 Jeff Lamp, VA
D9 Frank Johnson, WF
D16 Ralph Sampson, VA
D23 Albert King, MD
D30 Sidney Lowe, ST
J6 Chris Dodds, CU
J13 Guy Morgan, WF
J20 Jeff Lamp, VA
J27 Al Wood, NC
F3 Lee Raker, VA
F10 Gene Banks, WF
F17 Jim Johnstone, WF
F24 Albert King, MD
M3 Gene Banks, DU

1981-82

D1 James Worthy, NC
D8 Brook Steppe, GT
D15 Dereck Whittenburg, ST
D21 N/A
D29 James Worthy, NC
J5 Dereck Whittenburg, ST
J12 Ralph Sampson, VA
J19 Jimmy Black, NC
J26 Jim Johnstone, WF
F2 Vince Taylor, DU
F9 Ralph Sampson, VA
F16 Guy Morgan, WF
F23 Brook Steppe, GT

1982-83

N29 Othell Wilson, VA
D6 Michael Jordan, NC
D13 Ralph Sampson, VA
D20 Jimmy Miller, VA
D27 Adrian Branch, MD
J3 Sam Perkins, NC
J10 Othell Wilson, VA
J17 Sam Perkins, NC
J24 Michael Jordan, NC
J31 Ralph Sampson, VA
F7 Thurl Bailey, ST
F14 Marc Campbell, CU
F21 Herman Veal, MD
F28 Ralph Sampson, VA
M7 Michael Jordan, NC

1983-84

N29 Terry Gannon, ST
D6 Johnny Dawkins, DU
D13 Ben Coleman, MD
D20 Yvon Joseph, GT
J3 Othell Wilson, VA
J10 Sam Perkins, NC
J17 Sam Perkins, NC
J24 Lorenzo Charles, ST
J31 Michael Jordan, NC
F7 Anthony Teachey, WF
F14 Mark Alarie, DU
F21 Michael Jordan, NC
F28 Ben Coleman, MD
M6 Adrian Branch, MD

1984-85

D4 Mark Alarie, DU
D11 Len Bias, MD
D18 John Salley, GT
D31 Mark Price, GT
J8 Kenny Green, WF
J15 Johnny Dawkins, DU
J22 Tyrone Bogues, WF
J29 John Salley, GT
F5 Vincent Hamilton, CU

F12 John Salley, GT
F19 Cozell McQueen, ST
F26 Lorenzo Charles, ST
M5 Adrian Branch, MD

1985-86

D3 Brad Daugherty, NC
D10 David Henderson, DU
D17 Johnny Dawkins, DU
D24 Len Bias, MD
D24 Mark Price, GT
D31 Chris Washburn, ST
J7 Brad Daugherty, NC
J14 Mark Alarie, DU
J21 Steve Hale, NC
J28 Joe Wolf, NC
F4 Olden Polynice, VA
F11 Johnny Dawkins, DU
F18 Johnny Dawkins, DU
F25 Len Bias, MD
M4 David Henderson, DU

1986-87

D8 Charles Shackelford, ST
D15 Joe Wolf, NC
D22 Tom Hammonds, GT
D29 Derrick Lewis, MD
J5 Kenny Smith, NC
J12 Horace Grant, CU
J19 Danny Ferry, DU
J26 Andrew Kennedy, VA
F2 Kenny Smith, NC
F9 Bruce Dalrymple, GT
F16 Horace Grant, CU
F23 Andrew Kennedy, VA
Jeff Lebo, NC
M3 Tyrone Bogues, WF
John Johnson, VA

1987-88

W1 Jeff Lebo, NC
W2 Kevin Strickland, DU
W3 J.R. Reid, NC
W4 Duane Ferrell, GT
W5 Charles Shackelford, ST
W6 Danny Ferry, DU
W7 Derrick Lewis, MD
W8 Kevin Strickland, DU
W9 David Carlyle, WF
W10 Vinny Del Negro, ST
W11 Danny Ferry, DU
W12 Tom Hammonds, GT
W13 Craig Neal, GT
W14 Elden Campbell, CU

1988-89

W1 John Crotty, VA
W2 Rick Fox, NC
W3 Danny Ferry, DU
W4 John Johnson, MD
W5 Danny Ferry, DU
W6 Rodney Monroe, ST
W7 Tom Hammonds, GT
W8 Richard Morgan, VA
W9 King Rice, NC
W10 Brian Howard, ST
W11 Dale Davis, CU
W12 Chucky Brown, ST
W13 Steve Bucknall, NC
W14 Danny Ferry, DU
W15 Dale Davis, CU

1989-90

N27 Bryant Stith, VA
D4 Tom Gugliotta, ST
D11 John Crotty, VA
J2 Kenny Anderson, GT
J9 Elden Campbell, CU
J16 Christian Laettner, DU
J23 Bryant Stith, VA
J30 Bryant Stith, VA
F6 Tony Massenburg, MD
F13 Brian Oliver, GT
F20 Dennis Scott, GT
F27 Dale Davis, CU
M6 Brian Oliver, GT

1990-91

J7 Kenny Turner, VA
J14 Bobby Hurley, DU
J21 Thomas Hill, DU
J28 Malcolm Mackey, GT
F4 Thomas Hill, DU
F11 Randolph Childress, WF
F18 Jon Barry, GT
F25 Rodney Monroe, ST
M4 Chris Corchiani, ST

M11 Rick Fox, NC

1991-92

D9 Kevin Thompson, ST
D16 Sam Cassell, FS
J6 Hubert Davis, NC
J13 Christian Laettner, DU
J20 Thomas Hill, DU
J27 Walt Williams, MD
F3 Bryant Stith, VA
F10 Hubert Davis, NC
F17 Rodney Rogers, WF
F24 Bryant Stith, VA
M2 Christian Laettner, DU
M9 Hubert Davis, NC
M16 Christian Laettner, DU

1992-93

D7 George Lynch, NC
D14 Sharone Wright, CU
D21 James Forrest, GT
D28 Cornel Parker, VA
J4 Sam Cassell, FS
J11 Cory Alexander, VA
J18 Cornel Parker, VA
J25 Kevin McLinton, MD
F1 Randolph Childress, WF
F8 Rodney Rogers, WF
F15 Bob Sura, FS
F22 Malcolm Mackey, GT
M1 Chris Whitney, CU
M8 Eric Montross, NC
M15 James Forrest, GT

1993-94

D6 Cherokee Parks, DU
D13 Tim Duncan, WF
D20 Travis Best, GT
D27 Randolph Childress, WF
J3 Travis Best, GT
J10 Randolph Childress, WF
J17 Travis Best, GT
J24 Antonio Lang, DU
J31 Andre Bovain, CU
F7 Derrick Phelps, NC
F14 Randolph Childress, WF
F21 Bob Sura, FS
F28 Travis Best, GT
M7 Travis Best, GT
M14 Jerry Stackhouse, NC

1994-95

D5 Jeff McInnis, NC
D12 Cherokee Parks, DU
D19 Tim Duncan, WF
J3 Cherokee Parks, DU
J10 Tim Duncan, WF
J17 Joe Smith, MD
J24 Bob Sura, FS
J31 Travis Best, GT
F6 Travis Best, GT
F13 Johnny Rhodes, MD
F20 Todd Fuller, ST
F27 Joe Smith, MD
M4 Randolph Childress, WF
M11 Randolph Childress, WF

1995-96

N27 Chris Collins, DU
D4 Jeff McInnis, NC
D11 Tim Duncan, WF
D11 Todd Fuller, ST
D18 Matt Harpring, GT
J2 Greg Newton, DU
J9 Antawn Jamison, NC
J16 Tim Duncan, WF
J23 Matt Harpring, GT
J30 Matt Harpring, GT
F5 Keith Booth, MD
F12 Drew Barry, GT
F19 Tim Duncan, WF
F26 Chris Collins, DU
M4 Matt Harpring, GT

1996-97

D2 Tim Duncan, WF
D9 Antawn Jamison, NC
D16 Keith Booth, MD
D23 James Collins, FS
J6 Tim Duncan, WF
J13 Norman Nolan, VA
J20 Tim Duncan, WF
J27 Keith Booth, MD
F3 Trajan Langdon, DU
F10 Tim Duncan, WF
Greg Buckner, CU

F17 Antawn Jamison, NC
C.C. Harrison, ST
F24 Serge Zwikker, NC
M3 Antawn Jamison, NC
M10 Shammond Williams, NC

1997-98

N24 Norman Nolan, VA
D1 Antawn Jamison, NC
D8 C.C. Harrison, ST
D15 Shammond Williams, NC
D22 Antawn Jamison, NC
Matt Harpring, GT
J29 LaMarr Greer, FS
D5 Norman Nolan, VA
J12 Antawn Jamison, NC
J19 Norman Nolan, VA
J26 Antawn Jamison, NC
Sarunas Jasikevicius, MD
F2 Roshown McLeod, DU
F9 Antawn Jamison, NC
F16 Antawn Jamison, NC
F23 Trajan Langdon, DU
M1 Greg Buckner, CU
M8 Antawn Jamison, NC

1998-99

N22 Terrell McIntyre, CU
N29 Ed Cota, NC
D7 Steve Francis, MD
D14 William Avery, DU
D21 Terrell McIntyre, CU
D28 Elton Brand, DU
J4 Elton Brand, DU
J11 Elton Brand, DU
J18 Laron Profit, MD
J25 Terence Morris, MD
F1 Robert O'Kelley, WF
F8 Justin Gainey, ST
F15 Alvin Jones, GT
F22 Elton Brand, DU
M1 Robert O'Kelley, WF
M8 Elton Brand, DU

1999-2000

N29 Jason Collier, GT
D6 Will Solomon, CU
D13 Terence Morris, MD
D20 Jason Capel, NC
J3 Chris Williams, VA
J10 Chris Carrawell, DU
J17 Will Solomon, CU
J24 Damous Anderson, FS
J31 Brendan Haywood, NC
Donald Hand, VA
F7 Lonny Baxter, MD
F14 Will Solomon, CU
Juan Dixon, MD
F21 Juan Dixon, MD
F28 Darius Songaila, WF
M5 Shane Battier, DU
M12 Jason Williams, DU

2000-01

N20 Shane Battier, DU
N27 Carlos Boozer, DU
D4 Jason Williams, DU
D11 Brendan Haywood, NC
D18 Jason Capel, NC
D25 Lonny Baxter, MD
Joseph Forte, NC
J1 Joseph Forte, NC
J8 Nate James, DU
J15 Shaun Fein, GT
J22 Shane Battier, DU
J29 Joseph Forte, NC
Alvin Jones, GT
F6 Joseph Forte, NC
F13 Tony Akins, GT
F20 Roger Mason, Jr., VA
F27 Juan Dixon, MD
M5 Juan Dixon, MD
Shane Battier, DU

2001-02

N26 Mike Dunleavy, DU
D3 Carlos Boozer, DU
D10 Jason Williams, DU
D17 Darius Songaila, WF
D24 Clarence Moore, GT
J24 Jason Williams, DU
J7 Monte Cummings, FS
J14 Juan Dixon, MD
J21 Jason Williams, DU
J28 Anthony Grundy, ST
F4 Juan Dixon, MD
F11 Travis Watson, VA

F18 Chris Wilcox, MD
F25 Edward Scott, CU
Tony Akins, GT
M4 Juan Dixon, MD
M11 Carlos Boozer, DU

2002-03

D2 Rashad McCants, NC
D9 Josh Howard, WF
D16 Julius Hodge, ST
J6 Travis Watson, VA
J13 Todd Billet, VA
Dahntay Jones, DU
J20 Josh Howard, WF
J27 Julius Hodge, ST
F3 Josh Howard, WF
F10 Travis Watson, VA
F17 Steve Blake, MD
Edward Scott, CU
F24 Edward Scott, CU
M3 Tim Pickett, FS
M10 Joseh Howard, WF
M16 Daniel Ewing, DU

2003-04

N24 Jarrett Jack, GT
D1 Isma'il Muhammad, GT
D8 Sean May, NC
D15 John Gilchrist, MD
D22 Eric Williams, WF
D29 Julius Hodge, ST
J4 Tim Pickett, FS
J11 Sean May, NC
J18 Rashad McCants, NC
J.J. Redick, DU
J25 Tim Pickett, FS
F2 Chris Duhon, DU
Julius Hodge, ST
F9 Julius Hodge, ST
F16 Marcus Melvin, ST
F23 Justin Gray, WF
M1 Justin Gray, WF
M8 Jarrett Jack, GT
M15 John Gilchrist, MD

2004-05

N22 Chris Paul, WF
N29 Justin Gray, WF
D6 J.J. Redick, DU
D13 Robert Hite, UM
D20 John Gilchrist, MD
D27 Elton Brown, VA
J3 Jarrett Jack, GT
J10 Guillermo Diaz, UM
J17 Chris Paul, WF
J24 Shelden Williams, DU
J31 Eric Williams, WF
F7 J.J. Redick, DU
F14 John Gilchrist, MD
F21 J.J. Redick, DU
Coleman Collins, VT
M1 Raymond Felton, NC
M8 Sean May, NC
M15 J.J. Redick, DU

2005-06

N14 Trent Strickland, WF
N21 J.J. Redick, DU
N28 Shelden Williams, DU
D5 Justin Gray, WF
D12 J.J. Redick, DU
D19 Sean Singletary, VA
J2 Craig Smith, BC
J9 Anthony Morrow, GT
J16 Al Thornton, FS
J23 J.J. Redick, DU
Craig Smith, BC
J30 J.J. Redick, DU
F6 Al Thornton, FS
Jared Dudley, BC
F13 J.J. Redick, DU
F20 J.J. Redick, DU
F27 Shelden Williams, DU
M6 Tyler Hansbrough, NC
Al Thornton, FS

2006-07

N13 Mamadi Diane, VA
N20 D.J. Strawberry, MD
N27 Gavin Grant, ST
D4 Jack McClinton, UM
D11 Jared Dudley, BC
D18 Mike Jones, MD
D25 Jamon Gordon, VT
J2 Sean Singletary, VA
Josh McRoberts, DU
J8 Sean Singletary, VA

J15 Zaban Dowdell, VT
J22 J.R. Reynolds, VA
J29 Zaban Dowdell, VT
F5 Jared Dudley, BC
F12 Jared Dudley, BC
F19 D.J. Strawberry, MD
F26 D.J. Strawberry, MD
M5 Al Thornton, FS
M12 Brandon Wright, NC

2007-08

N12 Anthony Morrow, GT
N19 Sean Singletary, VA
N26 Tyler Hansbrough, NC
D3 K.C. Rivers, CU
Wayne Ellington, NC
D10 Tyler Hansbrough, NC
D17 Jack McClinton, UM
D24 Tyler Hansbrough, NC
D31 Tyler Hansbrough, NC
J7 Wayne Ellington, NC
J14 Trevor Booker, CU
J21 James Gist, MD
J28 Matt Causey, GT
DeMarcus Nelson, DU
F4 Tyler Hansbrough, NC
F11 Tyler Hansbrough, NC
F18 Greivis Vasquez, MD
Tyrese Rice, BC
F25 Tyler Hansbrough, NC
M3 Tyrese Rice, BC
M10 Sean Singletary, VA
M17 Tyler Hansbrough, NC

2008-09

N17 Kyle Singler, DU
Trevor Booker, CU
N24 Greivis Vasquez, MD
D1 Ty Lawson, NC
D8 Greivis Vasquez, MD
D15 Tyler Hansbrough, NC
D22 K.C. Rivers, CU
D29 Toney Douglas, FS
J5 Tyrese Rice, BC
J12 Jeff Teague, WF
J19 Jeff Teague, WF
J26 Malcolm Delaney, VT
F2 K.C. Rivers, CU
Gani Lawal, GT
F9 Jack McClinton, UM
F16 Ty Lawson, NC
F23 Greivis Vasquez, MD
M2 Gerald Henderson, DU
M9 Toney Douglas, FS
M16 Jon Scheyer, DU

2009-10

N16 Al-Farouq Aminu, WF
N23 Nolan Smith, DU
N30 Jon Scheyer, DU
D7 Corey Raji, BC
D14 Jeff Allen, VT
D21 Jon Scheyer, DU
D28 Greivis Vasquez, MD
J4 Dorenzo Hudson, VT
J11 Gani Lawal, GT
J18 Trevor Booker, CU
Sylvan Landesberg, VA
J25 Ishmael Smith, WF
F1 Sylvan Landesberg, VA
F8 Greivis Vasquez, MD
F15 Jon Scheyer, DU
F22 Greivis Vasquez, MD
M1 Greivis Vasquez, MD
M8 Malcolm Delaney, VT
M15 Kyle Singler, DU

2010-11

N15 Jordan Williams, MD
N22 Chris Singleton, FS
N29 Malcolm Delaney, VT
D6 Mike Scott, VA
D13 Reggie Jackson, BC
D20 Jerai Grant, CU
D27 Malcolm Grant, UM
J3 Nolan Smith, DU
J10 Jeff Allen, VT
J17 Chris Singleton, FS
Reggie Jackson, BC
J24 Erick Green, VT
J31 Iman Shumpert, GT
F7 Jeff Allen, VT
F14 Nolan Smith, DU
F21 Nolan Smith, DU
F28 Jeff Allen, VT
M7 Iman Shumpert, GT
M13 Nolan Smith, DU

2011-12

N14 John Henson, NC
N21 Dorenzo Hudson, VT
Bernard James, FS
N28 Ryan Kelly, DU
D5 Terrell Stoglin, MD
D12 John Henson, NC
D19 Mike Scott, VA
D26 Mike Scott, VA
J2 Lorenzo Brown, ST
J9 Mike Scott, VA
J16 Deividas Dulkys, FS
J23 Michael Snaer, FS
J30 Mason Plumlee, DU
F6 Reggie Johnson, UM
F13 Tyler Zeller, NC
F20 Harrison Barnes, NC
F27 John Henson, NC
M5 Mike Scott, VA
M11 Michael Snaer, FS

2012-13

N12 Alex Len, MD
N19 Michael Snaer, FS
N26 Quinn Cook, DU
Erick Green, VT
D3 Mason Plumlee, DU
Erick Green, VT
D10 C.J. Leslie, ST
D17 Durand Scott, UM
D24 C.J. Leslie, ST
D31 Seth Curry, DU
J7 Ryan Kelly, DU
J14 Richard Howell, ST
J21 Reggie Bullock, NC
J28 Durand Scott, UM
F4 Shane Larkin, UM
F11 Mason Plumlee, DU
F18 Scott Wood, ST
P.J. Hairston, NC
F25 C.J. Harris, WF
M4 Ryan Kelly, DU
M11 Seth Curry, DU
M18 Shane Larkin, UM

2013-14

N11 Trevor Cooney, SU
N18 Olivier Hanlan, BC
Jabari Parker, DU
N25 Marcus Paige, NC
D2 Lamar Patterson, UP
D9 Jarell Eddie, VT
D16 Marcus Paige, NC
D23 Aaron Thomas, FS
D30 Eric Atkins, ND
J6 Eric Atkins, ND
J13 Lamar Patterson, UP
J20 Rasheed Sulaimon, DU
J27 Travis McKie, WF
Lamar Patterson, UP
F3 C.J. Fair, SU
F10 Jabari Parker, DU
F17 James Michael McAdoo, NC
F24 Marcus Paige, NC
M3 Marcus Paige, NC
Malcolm Brogdon, VA
M10 T.J. Warren, ST
M17 Joe Harris, VA

2014-15

N17 Montrezl Harrell, UL
N24 Angel Rodriguez, UM
N31 Sheldon McClellan, UM
D8 Justin Anderson, VA
Jerian Grant, ND
D15 Montrezl Harrell, UL
D22 Terry Rozier, UL
D29 Rakeem Christmas, SU
J5 Jahlii Okafor, DU
J12 Trevor Lacey, ST
J19 Rakeem Christmas, SU
J26 Jerian Grant, ND
F2 Jordan Roper, CU
Terry Rozier, UL
F9 Jamel Artis, UP
F16 Quinn Cook, DU
F23 Quinn Cook, DU
M2 Olivier Hanlan, BC
M9 Montrezl Harrell, UL
M16 Jerian Grant, ND

2015-16

N16 Grayson Allen, DU
N23 Tonye Jekiri, UM
N30 Cat Barber, ST
D7 Marcus Paige, NC
D14 Anthony Gill, VA

D21 Cat Barber, ST
Brice Johnson, NC
D29 Jamel Artis, UPSburgh
J4 Grayson Allen, DU
J11 Brice Johnson, NC
J18 Jaron Blossomgame, CU
J25 Brice Johnson, NC
F1 Cat Barber, ST
F8 Malcolm Brogdon, VA
F15 Demetrius Jackson, ND
F22 Marcus Georges-Hunt, GT
F29 Malcolm Brogdon, VA
M7 Brice Johnson, NC
M14 Joel Berry II, NC

2016-17

N14 Joel Berry II, NC
Michael Young, UP
N21 Michael Young, UP
N28 Joel Berry II, NC
D5 Bonzie Colson, ND
D12 Amile Jefferson, DU
D19 Jerome Robinson, BC
Justin Jackson, NC
D26 Quentin Snider, UL
J2 Dwayne Bacon, FS
J9 Joel Berry II, NC
J16 Joel Berry II, NC
Steve Vasturia, ND
J23 John Collins, WF
J30 Donovan Mitchell, UL
F6 John Gillon, SU
F13 Bonzie Colson, ND
F20 John Collins, WF
F27 Justin Jackson, NC
M11 Luke Kennard, DU

2017-18

N13 Marvin Bagley III, DU
Luke Maye, NC
N20 Grayson Allen, DU
N27 Marvin Bagley III, DU
D4 Luke Maye, NC
D11 Ky Bowman, BC
D18 Marquise Reed, CU
D25 Bonzie Colson, ND
J2 Ty Jerome, VA
J8 T.J. Gibbs, ND
J15 Luke Maye, NC
J22 Gary Trent Jr., DU
Omer Yurtseven, ST
J29 Allerik Freeman, ST
F5 Gabe DeVoe, CU
F12 Jerome Robinson, BC
F19 Grayson Allen, DU
F26 Allerik Freeman, ST
M5 Bonzie Colson, ND
M12 Kyle Guy, VA

2018-19

N12 Zion Williamson, DU
N19 Nickeil Alexander-Walker, VT
N26 De'Andre Hunter, VA
D3 Tyus Battle, SU
D10 RJ Barrett, DU
D17 Cameron Johnson, NC
D23 Markell Johnson, ST
D31 Tyus Battle, SU
J7 Kyle Guy, VA
J14 Dwayne Sutton, UL
J21 Tyus Battle, SU
J28 Justin Robinson, VT
F4 Nickeil Alexander-Walker, VT
F11 Luke Maye, NC
F18 Zion Williamson, DU
F25 Luke Maye, NC
M4 Coby White, NC
M11 Ty Jerome, VA

2019-20

N11 Cole Anthony, NC
N18 John Mooney, ND
N25 Michael Devoe, GT
Vernon Carey Jr., DU
D2 Olivier Sarr, WF
D9 Jordan Nwora, UL
Tre Jones, DU
D16 Chaundee Brown, WF
D23 Markell Johnson, ST
Kameron McGusty, UM
D30 Moses Wright, GT
J6 John Mooney, ND
J13 Tre Jones, DU
Aamir Simms, CU
J20 Buddy Boeheim, SU
Devin Vassell, FS
J27 Jose Alvarado, GT

F3 Vernon Carey Jr., DU
F10 Tre Jones, DU
F17 Mamadi Diakite, VA
F24 Devon Daniels, ST
M2 Olivier Sarr, WF
M9 Mamadi Diakite, VA

2020-21

N30 Keve Aluma, VT
D7 Moses Wright, GT
D14 Justin Champagnie, UP
D21 Quincy Guerrier, SU
D28 David Johnson, UL
J4 Jose Alvarado, GT
J11 Matthew Hurt, DU
J18 Justin Champagnie, UP
Tyrece Radford, VT
J25 Justin Champagnie, UP
F1 Keve Aluma, VT
F8 Sam Hauser, VA
F15 RaiQuan Gray, FS
F22 Matthew Hurt, DU
M1 Moses Wright, GT
M8 Moses Wright, GT

2021-22

N15 Dereon Seabron, ST
N22 Michael Devoe, GT
N29 Wendell Moore Jr., DU
D6 Dereon Seabron, ST
D13 Alondes Williams, WF
D20 Alondes Williams, WF
D27 Dane Goodwin, ND
Femi Odukale, UP
J3 Kameron McGusty, UM
J10 Armando Bacot, NC
J17 Armando Bacot, NC
J24 Jake LaRavia, WF
J31 Buddy Boeheim, SU
F7 Paul Atkinson Jr., ND
F14 Jayden Gardner, VA
F21 Jake LaRavia, WF
F28 Armando Bacot, NC
M7 Brady Manek, NC

2022-23

N14 Nate Laszewski, ND
N21 Reece Beekman, VA
N28 Jarkel Joiner, ST
D5 Justyn Mutts, VT
D12 Isaiah Wong, UM
D19 Armando Bacot, NC
D27 Isaiah Wong, UM
Blake Hinson, UP
J2 Hunter Tyson, CU
Jamarius Burton, UP
J9 Armando Bacot, NC
J16 Andrew Carr, WF
J23 Armando Bacot, NC
J30 Grant Basile, VT
F6 Jeremy Roach, DU
Nijel Pack, UM
F13 Tyree Appleby, WF
F20 El Ellis, UL
Jarkel Joiner, ST
F27 Hunter Tyson, CU
M6 Miles Kelly, GT

2023-24

N13 Armando Bacot, NC
N20 Quinten Post, BC
N27 Amir Watkins, FS
RJ Davis, NC
D4 PJ Hall, CU
D11 Blake Hinson, UP
D18 Kyle Filipowski, DU
D26 RJ Davis, NC
Lynn Kidd, VT
J2 Quadir Copeland, SU
J8 Armando Bacot, NC
Kevin "Boopie" Miller, WF
J15 Sean Pedulla, VT
J22 Reece Beekman, VA
J29 RJ Davis, NC
F5 Harrison Ingram, NC
DJ Horne, Gr., G, ST
F12 Joseph Girard III, CU
F19 Blake Hinson, UP
F26 Hunter Sallis, WF
M4 RJ Davis, NC
M11 Cormac Ryan, NC

1972-73

D11 Ed Stahl, NC
D18 Monte Towe, ST
D25 John Lucas, MD
J1 Tony Byers, WF
J8 Monte Towe, ST
J15 David Thompson, ST
J22 Mitch Kupchak, NC
J29 Wally Walker, VA
F5 Bob Fleischer, DU
F12 Wally Walker, VA
F19 Ed Stahl, NC
F26 John Lucas, MD
M6 Jeff Reisinger, CU

1973-74

D4 Wayne Rollins, CU
D11 Bill Langlosh, VA
D18 Walter Davis, NC
D25 Phil Spence, ST
J1 Wayne Rollins, CU
J8 Morris Rivers, ST
J15 Walter Davis, NC
J22 Skip Brown, WF
J29 Wayne Rollins, CU
F5 Morris Rivers, ST
F12 Cal Stamp, WF
F19 Morris Rivers, ST
F26 Tate Armstrong, DU
M5 Walter Davis, NC

1974-75

D9 Brad Davis, MD
D16 Steve Sheppard, MD
D23 Kenny Carr, ST
D30 Phil Ford, NC
J6 Skip Wise, CU
J13 Brad Davis, MD
J20 Marc Iavaroni, VA
J27 Stan Rome, CU
F3 Skip Wise, CU
F10 Brad Davis, MD
F17 Kenny Carr, ST
F24 Skip Wise, CU
M3 Phil Ford, NC

1975-76

D1 Larry Gibson, MD
D8 Glenn Sudhop, ST
D15 Al Green, ST
D22 Mike Palma, WF
D29 Al Green, ST
J5 Derrick Johnson, CU
J12 Jim Spanarkel, DU
J19 Greg Coles, CU
J26 Jim Spanarkel, DU
F2 Lawrence Boston, MD
F9 Otis Fulton, VA
F16 Jim Spanarkel, DU
F23 Greg Coles, CU

1976-77

N30 Mike O'Koren, NC
D7 Mike Gminski, DU
D14 Charles "Hawkeye" Whitney, ST
D21 Leroy McDonald, WF
J4 Billy Bryant, MD
J11 Billy Bryant, MD
J18 Frank Johnson, WF
J25 Charles "Hawkeye" Whitney, ST
F1 Charles "Hawkeye" Whitney, ST
F8 Jim "Chubby" Wells, CU
F15 Mike Davis, MD
F22 Jo Jo Hunter, MD
M1 Mike O'Koren, NC

1977-78

N28 Jeff Lamp, VA
D3 Greg Manning, MD
D10 Jeff Lamp, VA
D17 Al King, MD
D26 Greg Manning, MD
J2 Jeff Lamp, VA
J9 Eugene Banks, DU
J16 Bob Bender, DU
J23 Eugene Banks, DU
J30 Lee Rake, VA
F6 Al Wood, NC
F13 Kenny Matthews, ST
F20 Kendal Pinder, ST
F27 Lee Raker, VA

1978-79

D5 Alvis Rogers, WF
D12 Buck Williams, MD

D19 Jim Johnstone, WF
J3 Bill Ross, CU
J9 Guy Morgan, WF
J16 Jimmy Black, NC
J23 Guy Morgan, WF
J30 Buck Williams, MD
F6 Jeff Jones, VA
F13 Mike Helms, WF
F20 Jeff Jones, VA

1979-80

D4 Ralph Sampson, VA
D11 James Worthy, NC
D18 James Worthy, NC
D25 James Worthy, NC
J1 Ralph Sampson, VA
J8 Ralph Sampson, VA
J15 Sidney Lowe, ST
J22 James Worthy, NC
J29 Chip Engelland, DU
F5 Dereck Whittenburg, ST
F12 Fred Gilliam, CU
F19 Ralph Sampson, VA
F26 Ralph Sampson, VA

1980-81

D2 Sam Perkins, NC
D9 Othell Wilson, VA
D16 Sam Perkins, NC
D23 Danny Young, WF
D30 Sam Perkins, NC
J6 Vincent Hamilton, CU
J13 Othell Wilson, VA
J20 Sam Perkins, NC
J27 Vincent Hamilton, CU
F3 Sam Perkins, NC
F10 Othell Wilson, VA
F17 Ricky Stokes, VA
F24 Clarke Bynum, CU
M3 Sam Perkins, NC

1981-82

D1 Tim Mullen, VA
D8 Michael Jordan, NC
D15 Jimmy Miller, VA
D21 Joe Ward, CU
D29 Brian Howard, GT
J5 John Toms, WF
J12 Michael Jordan, NC
J19 Tim Mullen, VA
J26 Adrian Branch, MD
F2 Brian Howard, GT
F9 Adrian Branch, MD
F16 Greg Wendt, DU
F23 Jimmy Miller, VA

1982-83

N29 Johnny Dawkins, DU
D6 Mark Price, GT
D13 Ernie Myers, ST
D20 Mark Alarie, DU
D27 Ben Coleman, MD
J3 Rick Carlisle, VA
J10 Ernie Myers, ST
J17 Johnny Dawkins, DU
J24 Ben Coleman, MD
J31 Ernie Myers, ST
F7 Mark Price, GT
F14 Mark Price, GT
F21 Kenny Green, WF
F28 Mark Alarie, DU
M7 Anthony Jenkins, CU

1983-84

N29 Tom Sheehey, VA
D6 Bruce Dalrymple, GT
D13 Kenny Smith, NC
D20 Tommy Amaker, DU
J3 Bruce Dalrymple, GT
J10 Horace Grant, CU
J17 Bruce Dalrymple, GT
J24 Spud Webb, ST
J31 Kenny Smith, NC
F7 Keith Gatlin, MD
F14 Russell Pierre, ST
F21 Olden Polynice, VA
F28 Bruce Dalrymple, GT
M6 Russell Pierre, ST

1984-85

D4 Grayson Marshall, CU
D11 Chris Washburn, ST
D18 Derrick Lewis, MD
D31 Charlie Thomas, WF
J8 Mel Kennedy, VA

J15 Duane Ferrell, GT
J22 Derrick Lewis, MD
J29 Grayson Marshall, CU
F5 Charlie Thomas, WF
F12 Mel Kennedy, VA
F19 Grayson Marshall, CU
F26 Derrick Lewis, MD
M5 Charlie Thomas, WF

1985-86

D3 Danny Ferry, DU
D10 Tom Hammonds, GT
D17 Jeff Lebo, NC
D24 Walker Lambiotte, ST
D31 John Johnson, MD
J7 Tom Hammonds, GT
J14 Richard Morgan, VA
J21 Jeff Lebo, NC
J28 Tom Hammonds, GT
F4 Charles Shackelford, ST
F11 Richard Morgan, VA
F18 Michael Best, CU
F25 Richard Morgan, VA
M4 Jeff Lebo, NC

1986-87

D8 Brian Oliver, GT
D15 Phil Henderson, DU
D22 J.R. Reid, NC
D29 Sam Ivy, WF
J6 Elden Campbell, CU
J13 J.R. Reid, NC
J20 J.R. Reid, NC
J27 Teyon McCoy, MD
F2 Steve Hood, MD
F9 Sam Ivy, WF
F16 Sam Ivy, WF
Teyon McCoy, MD
F23 Brian Oliver, GT
M3 Robert Brickley, DU

1987-88

W1 Brian Williams, MD
W2 Dennis Scott, GT
W3 Brian Williams, MD
W4 Robert Siler, WF
W5 Dennis Scott, GT
W6 Chris Corchiani, ST
W7 Chris Corchiani, ST
W8 Kenny Turner, VA
W9 Rodney Monroe, ST
W10 Dennis Scott, GT
W11 Dennis Scott, GT
W12 Dennis Scott, GT
W13 Rodney Monroe, ST
W14 Dale Davis, CU

1988-89

W1 Jerrod Mustaf, MD
W2 Chris King, WF
W3 Bryant Stith, VA
W4 David Young, CU
W5 Bryant Stith, VA
W6 Christian Laettner, DU
W7 Christian Laettner, DU
W8 Chris King, WF
W9 Derrick McQueen, WF
W10 Bryant Stith, VA
W11 Jerrod Mustaf, MD
W12 Jerrod Mustaf, MD
W13 Bryant Stith, VA
W14 Bryant Stith, VA
W15 Bryant Stith, VA

1989-90

N27 Kenny Anderson, GT
D4 Kenny Anderson, GT
D11 Bobby Hurley, DU
J2 Kenny Anderson, GT
J9 Bill McCaffrey, DU
J16 Kenny Anderson, GT
J23 Kenny Anderson, GT
J30 Kenny Anderson, GT
F6 Bobby Hurley, DU
F13 Kenny Anderson, GT
F20 Kenny Anderson, GT
F27 Kenny Anderson, GT
M6 Kenny Anderson, GT

1990-91

J7 Rodney Rogers, WF
J14 Rodney Rogers, WF
J21 Rodney Rogers, WF
J28 Garfield Smith, MD
F4 Randolph Childress, WF

F11 Rodney Rogers, WF
F18 Randolph Childress, WF
F25 Rodney Rogers, WF
M4 Rodney Rogers, WF

1991-92

D9 Junior Burroughs, VA
J6 Bob Sura, FS
J13 Bob Sura, FS
J20 Cory Alexander, VA
J27 Sharone Wright, CU
F3 Devin Gray, CU
F10 James Forrest, GT
F17 Bob Sura, FS
F24 Mark Davis, ST
M2 James Forrest, GT
M9 Junior Burroughs, VA

1992-93

D7 Exree Hipp, MD
D14 Johnny Rhodes, MD
D21 Derrick Carroll, FS
D28 none chosen
J4 Martice Moore, GT
J11 Drew Barry, GT
J18 Johnny Rhodes, MD
J25 none chosen
F1 Maurice Robinson, FS
F8 Martice Moore, GT
F15 Exree Hipp, MD
F22 Martice Moore, GT
M1 Martice Moore, GT
M8 Johnny Rhodes, MD

1993-94

D6 Jerry Stackhouse, NC
D13 Joe Smith, MD
D20 no selection
D27 no selection
J3 Joe Smith, MD
J10 Joe Smith, MD
J17 Joe Smith, MD
J24 Jeff Capel, DU
J31 Jerry Stackhouse, NC
F7 Tim Duncan, WF
F14 Joe Smith, MD
F21 Jeff Capel, DU
F28 James Collins, FS
M7 Joe Smith, MD

1994-95

D5 Ishua Benjamin, ST
D12 Greg Buckner, CU
D19 Greg Buckner, CU
J3 Matt Harpring, GT
J10 Matt Harpring, GT
J17 Corey Louis, FS
J24 Ishua Benjamin, ST
J31 Greg Buckner, CU
F6 Matt Harpring, GT
F13 Curtis Staples, VA
F20 Tony Rutland, WF
F27 Curtis Staples, VA
M4 Curtis Staples, VA

1995-96

N27 Stephon Marbury, GT
D4 Antawn Jamison, NC
D11 Vince Carter, NC
D18 Stephon Marbury, GT
J2 Stephon Marbury, GT
J9 Antawn Jamison, NC
J16 Stephon Marbury, GT
J23 Terrell McIntyre, CU
J30 Vince Carter, NC
F5 Harold Jamison, CU
F12 Courtney Alexander, VA
F19 Terrell McIntyre, CU
F26 Courtney Alexander, VA
M4 Tony Christie, CU

1996-97

D2 Loren Woods, WF
D9 Kevin Morris, GT
D16 Loren Woods, WF
D23 Loren Woods, WF
J13 Vincent Whitt, CU
J20 Vincent Whitt, CU
J27 Damon Thornton, ST
F3 Loren Woods, WF
F10 Ed Cota, NC
F17 Ed Cota, NC
F24 Ed Cota, NC
M3 Colin Ducharme, VA

1997-98

N24 Robert O'Kelley, WF
D1 Dion Glover, GT
D8 Dion Glover, GT
D15 Dion Glover, GT
D22 Dion Glover, GT
D29 Kenny Inge, ST
J5 Robert O'Kelley, WF
J12 Shane Battier, DU
J19 Niki Arinze, WF
J26 Archie Miller, ST
F2 Robert O'Kelley, WF
F9 Dion Glover, GT
F16 Kenny Inge, ST
F23 Robert O'Kelley, WF
M8 Elton Brand, DU

1998-99

N22 Tony Akins, GT
N29 Chris Williams, VA
D7 Adam Harrington, ST
D14 Tony Akins, GT
D21 Darius Songaila, WF
D28 Chris Williams, VA
J4 Darius Songaila, WF
J11 Corey Maggette, DU
J18 Chris Williams, VA
J25 Will Solomon, CU
F1 Chris Williams, VA
F8 Kris Lang, NC
F15 Craig Dawson, WF
F22 Adam Hall, VA
M1 Corey Maggette, DU

1999-2000

N29 Joseph Forte, NC
D6 Damien Wilkins, ST
D13 Carlos Boozer, DU
D20 Marshall Williams, ST
J3 Carlos Boozer, DU
J10 Roger Mason, VA
J17 Jason Williams, DU
J24 Roger Mason, VA
Tahj Holden, MD
J31 Travis Watson, VA
F7 Jason Williams, DU
F14 Joseph Forte, NC
F21 Travis Watson, VA
F28 Joseph Forte, NC
M5 Joseph Forte, NC

2000-01

N20 Chris Duhon, DU
Maurice Young, VA
N27 Marvin Lewis, GT
D4 Marvin Lewis, GT
D11 Halston Lane, GT
D18 Tony Stockman, CU
D25 Marvin Lewis, GT
J1 Maurice Young, VA
J8 Michael Joiner, FS
J15 Halston Lane, GT
J22 Michael Joiner, FS
J29 Marvin Lewis, GT
F6 Trey Guidry, ST
J.C. Mathis, VA
F13 Halston Lane, GT
F20 Chris Duhon, DU
F27 Chris Duhon, DU
M5 Chris Duhon, DU

2001-02

N26 Josh Powell, ST
D3 Chey Christie, CU
D10 Josh Powell, ST
D17 Jamaal Levy, WF
D24 Elton Brown, VA
J7 Julius Hodge, ST
J14 Anthony Richardson, FS
J21 Ilian Evtimov, ST
J28 Elton Brown, VA
F4 Luke Schenscher, GT
F11 Jawad Williams, NC
Ed Nelson, GT
F18 Ilian Evtimov, ST
F25 B.J. Elder, GT
M3 B.J. Elder, GT

2002-03

D2 Chris Bosh, GT
D9 Chris Bosh, GT
D16 Todd Gallaway, FS
J6 J.J. Redick, DU
J13 Chris Bosh, GT

J20 Rashad McCants, NC
J27 Raymond Felton, NC
F3 Chris Bosh, GT
F10 Jarrett Jack, GT
F17 Raymond Felton, NC
F24 Justin Gray, WF
M3 Raymond Felton, NC
M10 Rashad McCants, NC

2003-04

N24 Gary Forbes, VA
D1 Von Wafer, FS
D8 Chris Paul, WF
D15 D.J. Strawberry, MD
D22 Chris Paul, WF
D29 Von Wafer, FS
J4 Chris Paul, WF
J11 Mike Jones, MD
Chris Paul, WF
J18 Luol Deng, DU
J25 J.R. Reynolds, VA
F2 Luol Deng, DU
F9 Luol Deng, DU
F16 Chris Paul, WF
F23 Luol Deng, DU
M1 Luol Deng, DU
M8 Luol Deng, DU

2004-05

N24 Sean Singletary, VA
N29 Marvin Williams, NC
D6 Sean Singletary, VA
Cliff Hammonds, CU
D13 Cliff Hammonds, CU
D20 Marvin Williams, NC
Andrew Brackman, ST
D27 Sean Singletary, VA
J3 Adrian Joseph, VA
J10 Anthony Morrow, GT
J17 DeMarcus Nelson, DU
J24 Cheyenne Moore, CU
J31 Cliff Hammonds, CU
Marvin Williams, NC
F7 Marvin Williams, NC
F14 Sean Singletary, VA
F21 Sean Singletary, VA
M1 Cliff Hammonds, CU
M8 Marvin Williams, NC

2005-06

N21 Tyler Hansbrough, NC
N28 Tyrese Rice, BC
D5 Greg Paulus, DU
Julius Powell, CU
D12 Tyler Hansbrough, NC
D19 Greg Paulus, DU
J2 Shamaine DUs, WF
Tyler Hansbrough, NC
J9 Tyler Hansbrough, NC
J16 Tyler Hansbrough, NC
J23 Tyler Hansbrough, NC
J30 A.D. Vassallo, VT
F6 A.D. Vassallo, VT
F13 Tyler Hansbrough, NC
F20 Tyler Hansbrough, NC
F27 Tyler Hansbrough, NC
M6 Tyler Hansbrough, NC

2006-07

N13 Ishmael Smith, WF
N20 Brandon Wright, NC
N27 Brandon Wright, NC
D4 Wayne Ellington, NC
D11 Trevor Booker, CU
D18 Brandon Wright, NC
D25 Jon Scheyer, DU
J2 Brandon Wright, NC
J8 Brandon Wright, NC
J15 Javaris Crittenton, GT
J22 Jon Scheyer, DU
Dwayne Collins, UM
J29 Ty Lawson, NC
F5 Brandon Costner, ST
F12 Brandon Wright, NC
Javaris Crittenton, GT
F19 Greivis Vasquez, MD
F26 Jon Scheyer, DU
M5 Javaris Crittenton, GT

2007-08

N12 Jeff Allen, VT
N19 J.J. Hickson, ST
N26 Kyle Singler, DU
D3 Kyle Singler, DU

D10 Corey Raji, BC
D17 Jeff Teague, WF
D24 Terrence Oglesby, CU
D31 J.J. Hickson, ST
J7 Kyle Singler, DU
J14 Jeff Allen, VT
J21 James Johnson, WF
J28 J.J. Hickson, ST
F4 Jeff Teague, WF
F11 Kyle Singler, DU
F18 Jeff Teague, WF
F25 Maurice Miller, GT
M3 Terrence Oglesby, CU
M10 Jeff Teague, WF

2008-09

N17 Sylven Landesberg, VA
N24 Sylven Landesberg, VA
D1 Al-Farouq Aminu, WF
D8 Iman Shumpert, GT
D15 Chris Singleton, FS
D22 Sylven Landesberg, VA
D29 Sylven Landesberg, VA
J5 Al-Farouq Aminu, WF
J12 Sylven Landesberg, VA
J19 Al-Farouq Aminu, WF
J26 Reggie Jackson, BC
F2 Al-Farouq Aminu, WF
F9 Solomon Alabi, FS
F16 Sylven Landesberg, VA
F23 Elliot Williams, DU
M2 Solomon Alabi, FS

2009-10

N16 Durand Scott, UM
N23 Derrick Favors, GT
N30 C.J. Harris, WF
D7 C.J. Harris, WF
Mfon Udofia, GT
D14 Ari Stewart, WF
D21 C.J. Harris, WF
D28 Durand Scott, UM
J4 C.J. Harris, WF
J11 Durand Scott, UM
J18 Scott Wood, ST
J25 Derrick Favors, GT
F1 Jordan Williams, MD
F8 Derrick Favors, GT
F15 Michael Snaer, FS
F22 Derrick Favors, GT
M1 Jordan Williams, MD
M8 Durand Scott, UM

2010-11

N15 Kyrie Irving, DU
C.J. Leslie, ST
N22 Travis McKie, WF
N29 Kyrie Irving, DU
D6 Kyrie Irving, DU
D13 Ryan Harrow, ST
D20 KT Harrell, VA
D27 C.J. Leslie, ST
J3 Travis McKie, WF
J10 C.J. Leslie, ST
J17 Travis McKie, WF
J24 Reggie Bullock, NC
J31 Harrison Barnes, NC
F7 Harrison Barnes, NC
Kendall Marshall, NC
F14 Kendall Marshall, NC
F21 Terrell Stoglin, MD
F28 Terrell Stoglin, MD
M7 Harrison Barnes, NC
Kendall Marshall, NC

2011-12

N14 Austin Rivers, DU
N21 Chase Fischer, WF
N28 Austin Rivers, DU
D5 Shane Larkin, UM
D12 Austin Rivers, DU
D19 Lonnie Jackson, BC
D26 Quinn Cook, DU
J2 Quinn Cook, DU
J9 Alex Len, MD
J16 Dennis Clifford, BC
J23 Austin Rivers, DU
J30 Austin Rivers, DU
F6 Austin Rivers, DU
F13 Austin Rivers, DU
F20 Ryan Anderson, BC
F27 Austin Rivers, DU
M4 Austin Rivers, DU

2012-13

N12 Rodney Purvis, ST
N19 T.J. Warren, ST
N26 Marcus Georges-Hunt, GT
D3 Rasheed Sulaimon, DU
D10 Marcus Georges-Hunt, GT
D17 T.J. Warren, ST
D24 Olivier Hanlan, BC
Aaron Thomas, FS
D31 Charles Mitchell, MD
J7 Joe Rahon, BC
J14 Olivier Hanlan, BC
J21 Olivier Hanlan, BC
D29 Devin Thomas, WF
F4 Joe Rahon, BC
F11 Justin Anderson, VA
F18 Seth Allen, MD
F25 Rasheed Sulaimon, DU
M4 Robert Carter, Jr., GT
M11 Olivier Hanlan, BC

2013-14

N11 Jabari Parker, DU
N18 Jabari Parker, DU
N25 Jabari Parker, DU
D2 Tyler Ennis, SU
D9 Kennedy Meeks, NC
D16 Roddy Peters, MD
D23 Jabari Parker, DU
D30 Tyler Ennis, SU
J6 Steve Vasturia, ND
J13 Jaron Blossomgame, CU
J20 Tyler Ennis, SU
J27 Jabari Parker, DU
F3 Jabari Parker, DU
Tyler Ennis, SU
F10 Jabari Parker, DU
F17 Jabari Parker, DU
F24 Jabari Parker, DU
M3 Tyler Ennis, SU
M10 Jabari Parker, DU

2014-15

N17 Jahlil Okafor, DU
N24 Jahlil Okafor, DU
N31 Jahlil Okafor, DU
D8 Tyus Jones, DU
D15 Caleb Martin, ST
D22 Jahlil Okafor, DU
D29 Justin Bibbs, VT
J5 Jahlil Okafor, DU
J12 Jahlil Okafor, DU
J19 Jahlil Okafor, DU
J26 Tyus Jones, DU
Xavier Rathan-Mayes, FS
F2 Jahlil Okafor, DU
F9 Justise Winslow, DU
F16 Dinos Mitoglou, WF
F23 Tyus Jones, DU
M2 Xavier Rathan-Mayes, FS
M9 Tyus Jones, DU

2015-16

N16 Dwayne Bacon, FS
N23 Malik Beasley, FS
N30 Tyler Lydon, SU
D7 Brandon Ingram, DU
D14 Kerry Blackshear, VT
D21 Dwayne Bacon, FS
D28 Dwayne Bacon, FS
J4 Brandon Ingram, DU
J11 Brandon Ingram, DU
J18 Malik Beasley, FS
J25 Malachi Richardson, SU
F1 Dwayne Bacon, FS
F8 Luke Kennard, DU
F15 Brandon Ingram, DU
F22 Bryant Crawford, WF
F29 Dwayne Bacon, FS
M7 Malik Beasley, FS

2016-17

N14 Frank Jackson, DU
N21 Jonathan Isaac, FS
N28 Josh Okogie, GT
D5 Bruce Brown, UM
D12 Jayson Tatum, DU
D19 Dennis Smith Jr., ST
D26 Ky Bowman, BC
J2 Ky Bowman, BC
Josh Okogie, GT
J9 Dennis Smith Jr., ST
J16 Josh Okogie, GT
J23 Jonathan Isaac, FS

J30 Josh Okogie, GT
F6 Dennis Smith Jr., ST
F13 Jayson Tatum, DU
F20 Jayson Tatum, DU
F27 Bruce Brown, UM

2017-18

N13 Marvin Bagley III, DU
N20 Wendell Carter Jr., DU
N27 Marvin Bagley III, DU
D4 Marvin Bagley III, DU
D11 Lonnie Walker IV, UM
D18 Oshae Brissett, SU
D25 Wendell Carter Jr., DU
J2 Marvin Bagley III, DU
J8 Chris Lykes, UM
J15 Marvin Bagley III, DU
J22 Gary Trent Jr., DU
J29 Marvin Bagley III, DU
Lonnie Walker IV, UM
F5 Lonnie Walker IV, UM
Gary Trent Jr., DU
F12 Jordan Nwora, UL
F19 Oshae Brissett, SU
DeAndre Hunter, VA
F26 Wendell Carter Jr., DU
M5 Marvin Bagley III, DU

2018-19

N12 Zion Williamson, DU
N19 Jalen Carey, SU
N26 Coby White, NC
D3 RJ Barrett, DU
D10 RJ Barrett, DU
D17 Wynston Tabbs, BC
D23 Tre Jones, DU
D31 Trey McGowens, UP
J7 Zion Williamson, DU
J14 Trey McGowens, UP
J21 Zion Williamson, DU
J28 Coby White, NC
J28 RJ Barrett, DU
F4 Zion Williamson, DU
F11 Coby White, NC
F18 Zion Williamson, DU
F25 RJ Barrett, DU
M4 Coby White, NC
M11 Coby White, NC

2019-20

N11 Cole Anthony, NC
N18 Landers Nolley II, VT
N25 Vernon Carey Jr., DU
D2 Landers Nolley II, VT
D9 Vernon Carey Jr., DU
D16 Landers Nolley II, VT
D23 Vernon Carey Jr., DU
D30 Landers Nolley II, VT
J6 Matthew Hurt, DU
J13 Landers Nolley II, VT
J20 David Johnson, UL
J27 Justin Champagnie, UP
F3 Vernon Carey Jr., DU
F10 Justin Champagnie, UP
F17 Isaiah Wong, UM
F24 Isaiah Wong, UM
M2 Cole Anthony, NC
M9 Vernon Carey Jr., DU

2020-21

N30 Jalen Johnson, DU
D7 Dre Davis, UL
D14 Scottie Barnes, FS
D21 DJ Steward, DU
D28 Shakeel Moore, ST
J4 Day'Ron Sharpe, NC
J11 DJ Steward, DU
J18 RJ Davis, NC
J25 Caleb Love, NC
F1 Jalen Johnson, DU
F8 Caleb Love, NC
F15 Scottie Barnes, FS
F22 Kerwin Walton, NC
M1 Walker Kessler, NC
Jae'Lyn Withers, UL
M8 Dereon Seabron, ST

2021-22

N15 Paolo Banchero, DU
N22 AJ Griffin, DU
N29 Paolo Banchero, DU
D6 Terquavion Smith, ST
D13 Terquavion Smith, ST
Blake Wesley, ND
D20 Trevor Keels, DU
D27 Paolo Banchero, DU
J3 Matthew Cleveland, FS
J10 Blake Wesley, ND
J17 Paolo Banchero, DU
J24 Paolo Banchero, DU
Blake Wesley, ND
J31 Paolo Banchero, DU
F7 AJ Griffin, DU
F14 Trevor Keels, DU
F21 Terquavion Smith, ST
F28 Matthew Cleveland, FS
M7 Terquavion Smith, ST

2022-23

N14 Kyle Filipowski, DU
N21 Kyle Filipowski, DU
N28 Kyle Filipowski, DU
N5 Kyle Filipowski, DU
D12 Judah Mintz, SU
D19 Judah Mintz, SU
D27 Cam Corhen, FS
J2 Judah Mintz, SU
J9 Mike James, UL
J16 Kyle Filipowski, DU
J23 Kyle Filipowski, DU
J30 Kyle Filipowski, DU
F6 Dereck Lively II, DU
F13 Chas Kelley III, BC
Judah Mintz, SU
F20 Kyle Filipowski, DU
F27 Judah Mintz, SU
M6 Kyle Filipowski, DU

2023-24

N13 Carlton Carrington, UP
N20 Carlton Carrington, UP
N27 Dennis Parker Jr., ST
D4 Baye Ndongo, GT
D11 Carlton Carrington, UP
D18 Baye Ndongo, GT
D26 Baye Ndongo, GT
J2 Markus Burton, ND
J8 Carlton Carrington, UP
J15 Braeden Shrewsberry, ND
J22 Jaland Lowe, UP
J29 Jared McCain, DU
F5 Ty-Laur Johnson, UL
F12 Markus Burton, ND
F19 Jared McCain, DU
F26 Markus Burton, ND
M4 Markus Burton, ND
M11 Carlton Carrington, UP

SEVEN FROM ACC SELECTED IN 2024 NBA DRAFT

Highlighted by four first-round picks, seven ACC student-athletes were selected in the 2024 NBA Draft, with six schools represented. The ACC's four first-round selections were tied for the most of any conference.

The ACC is the only conference with multiple selections in every draft over the last 16 drafts (since 2009), totaling 88 draft picks in the span, which is 17 more than any other conference.

The ACC extended its streak of having at least one first-round selection to 35 consecutive years, dating to the 1989 draft.

Since 2006, the ACC has accounted for 19.1% (106 of 555) of all college players selected in the first round.

With one lottery pick in 2024, the ACC now has had 33 top 14 selections over the last 15 years and since 1996 leads all conferences with 59 lottery selections. The SEC is second with 54, followed by the Big 12 (47), Pac-12 (43), Big East (40) and Big Ten (28).

The ACC's draft success has been spread across the league: The ACC has had at least five different schools with a selection in 13 of the last 16 drafts.

ACC PLAYERS IN 2024 NBA DRAFT

1/14, Carlton Carrington (Pitt)	Portland
	<i>traded to Washington</i>
1/16, Jared McCain (Duke)	Philadelphia
1/24, Kyshawn George (Miami)	New York
	<i>traded to Washington</i>
1/28, Ryan Dunn (Virginia)	Denver
	<i>traded to Phoenix</i>
2/32, Kyle Filipowski (Duke)	Utah
2/48, Harrison Ingram (UNC)	San Antonio
2/52, Quinten Post (Boston College) ..	Golden State

NBA DRAFT SELECTIONS BY ACC SCHOOL, 1949-2024

School	Overall	1st Round	Last First-Round Selection	Year
North Carolina	118	54	Day'Ron Sharpe	2021
Duke	111	56	Jared McCain	2024
Louisville	77	25	Donovan Mitchell	2017
Syracuse	71	24	Tyler Lydon	2017
NC State	66	16	Dennis Smith	2017
Notre Dame	64	21	Blake Wesley	2022
Florida State	51	16	Scottie Barnes	2021
Georgia Tech	45	19	Josh Okogie	2018
Virginia	43	12	Ryan Dunn	2024
Stanford	42	12	Ziaire Williams	2021
Wake Forest	41	15	Jake LaRavia	2022
Boston College	35	10	Jerome Robinson	2018
Clemson	29	7	Trevor Booker	2010
Pitt	29	6	Carlton Carrington	2024
Virginia Tech	27	2	Nickeil Alexander-Walker	2019
Miami	26	6	Kyshawn George	2024
Cal	25	10	Jaylon Taylor	2024
SMU	25	3	Jeryl Sasser	2001
Former members				
Maryland (1954-2014)	59	18	Alex Len	2013
South Carolina (1954-71)	15	3	John Roche	1971

ACC LEADS IN NBA DRAFT PICKS LAST 16 YEARS

Over the last 16 years (since 2009), the ACC has produced 88 first-round selections in the annual NBA draft – 17 more than any other conference.

Since 2009, the ACC leads all conferences with 142 NBA draft picks – 16 more than any other league.

FIRST ROUND SELECTIONS (2009-24)

Year	ACC	SEC	Pac 12	Big 12	Big Ten	Big East
2009	7	0	6	2	1	4
2010	5	5	1	7	1	4
2011	5	2	4	6	1	3
2012	6	8	3	3	2	5
2013	4	3	3	1	4	4
2014	5	2	6	3	5	1
2015	7	6	4	2	3	0
2016	4	5	4	2	2	2
2017	10	3	6	2	3	2
2018	6	5	3	3	4	3
2019	10	6	2	2	2	0
2020	3	6	6	3	1	1
2021	4	7	4	3	1	1
2022	6	4	3	3	4	0
2023	2	6	1	2	5	3
2024	4	3	4	2	3	4
	88	71	60	46	42	37

OVERALL SELECTIONS (2009-24)

	ACC	SEC	Pac 12	Big 12	Big Ten	Big East
2009	9	4	9	4	2	9
2010	9	7	2	10	3	11
2011	7	8	7	7	6	3
2012	8	12	3	9	4	8
2013	8	5	7	4	6	6
2014	9	6	9	5	7	2
2015	12	10	7	2	5	2
2016	9	6	5	6	6	4
2017	14	4	14	6	4	3
2018	10	7	7	6	8	5
2019	13	12	6	4	6	1
2020	8	12	10	4	4	2
2021	7	12	4	7	7	4
2022	7	7	6	4	9	1
2023	5	10	4	4	8	5
2024	7	4	9	5	4	8
	142	126	105	87	89	74

TOP OF THE CLASS

Following Paolo Banchero's selection as the NBA's No. 1 draft pick in 2022, the ACC leads all conferences with 12 No. 1 overall picks in the annual NBA Draft.

Six ACC schools have had at least one No. 1 overall selection. Duke leads all ACC schools with five No. 1 picks. North Carolina has had two No. 1 overall picks while NC State, Virginia and Wake Forest one each. Maryland had two No. 1 selections during its time in the ACC.



Duke's Art Heyman was the ACC's first No. 1 overall selection in 1963.

ACC NO. 1 OVERALL NBA DRAFT SELECTIONS

1963	Art Heyman, Duke	Knicks
1975	David Thompson, NC State	Lakers
1976	John Lucas, Maryland	Rockets
1982	James Worthy, North Carolina	Lakers
1983	Ralph Sampson, Virginia	Rockets
1986	Brad Daugherty, North Carolina	Cavaliers
1995	Joe Smith, Maryland	Warriors
1997	Tim Duncan, Wake Forest	Spurs
1999	Elton Brand, Duke	Bulls
2011	Kyrie Irving, Duke	Cavaliers
2019	Zion Williamson, Duke	Pelicans
2022	Paolo Banchero, Duke	Magic

NO. 1 OVERALL SELECTIONS BY CONFERENCE

Atlantic Coast	12	Mountain West	2
Big Ten	10	Big 8	2
Pac-12	4	Colonial	1
SEC	4	Conference USA	1
Southern	3	Metro	1
Big East	3	Mountain States	1
Big 12	3	Southwest	1
Big West	2	Independents	10

The following is a listing of players from ACC schools that have been selected in the annual NBA college basketball draft. No ACC players were selected in the NBA's first two drafts of 1947 and 1948. The listing includes only those players from schools that were ACC members at the time of the draft, including four players who were drafted twice. South Carolina and Maryland selections are included until their departures from the ACC.

LEGEND: Atl/Atlanta; Blt/Baltimore; Bos/Boston; Buf/Bufalo; Cha/Charlotte Hornets; ChB/Charlotte Bobcats; Chi/Chicago; Cin/Cincinnati; Cle/Cleveland; Dal/Dallas; Den/Denver; Det/Detroit; FtW/Ft. Wayne; GS/Golden State; Hou/Houston; Ind/Indiana; KC/Kansas City; LAL/Los Angeles; LAC/Los Angeles Clippers; Mia/Miami; Mil/Milwaukee; Mina/Minneapolis Lakers; Minn/Minnesota T-Wolves; NJ/New Jersey; NO/New Orleans Jazz; NOH/New Orleans Hornets; NY/New York Knicks; Orl/Orlando; Phi/Philadelphia; Phx/Phoenix; Por/Portland; Roc/Rochester; Sac/Sacramento; SA/San Antonio; SD/San Diego; SF/San Francisco; StL/St. Louis; Sea/Seattle; Syr/Syracuse; Tor/Toronto; Uth/Utah; Van/Vancouver; Wsh/Washington

1954 (4)

Gene Shue, Md.	1/3	Phi
Mel Thompson, NCS	4/31	FtW
Rudy D'Emilio, Duke	5/39	Phi
Bernie Janicki, Duke	7/58	FtW

1955 (3)

Dickie Hemric, WF	1/10	Bos
Buzzy Wilkinson, UVa	3/18	Bos
Cliff Dwyer, NCS	4/90	Syr

1956 (6)

Ronnie Shavlik, NCS	1/4	NY
Vic Molodet, NCS	1/15	Bos
Bob Kessler, Md.	2/19	FtW
Ronnie Mayer, Duke	4/43	NY
Joe Belmont, Duke	5/50	Phi
Junior Morgan, Duke	7/73	StL

1957 (6)

Lennie Rosenbluth, UNC	1/6	Phi
Bob McCoy, USC	2/10	Det
Grady Wallace, USC	5/40	Bos
John Maglio, NCS	6/41	Cin
Cliff Hafer, NCS	11/76	Cin
Bob Seitz, NCS	12/80	StL

1958 (8)

Pete Brennan, UNC	1/4	NY
Joe Quigg, UNC	2/11	NY
John Nacincik, Md.	3/21	Syr
Tommy Kearns, UNC	4/29	Syr
Bucky Allen, Duke	6/44	Phi
Ed Brinkley, Clem.	8/56	Mina
Nick Davis, Md.	9/67	Phi
Jim Newcome, Duke	14/84	Cin

1959 (3)

John Richter, NCS	1/6	Bos
Herb Busch, UVa	5/36	NY
Lou Pucillo, NCS	9/65	StL

1960 (7)

Lee Shaffer, UNC	1/5	Syr
Al Bunge, Md.	1/7	Phi
Dave Budd, WF	2/10	NY
Charley McNeil, Md.	5/35	NY
Doug Moe, UNC	7/52	Det
Jerry Bechtle, Md.	15/91	NY
George Krajack, Clem.	18/97	NY

1961 (8)

York Larese, UNC	2/20	Chi
Doug Moe, UNC	2/22	Chi
Doug Kistler, Duke	3/26	Det
Bob DiStefano, NCS	5/49	Bos
Bob McDonald, Md.	6/57	StL
Charley McNeil, Md.	7/65	Phi
Howard Hurt, Duke	11/95	LAL
Dick Kepley, UNC	11/98	StL

1962 (6)

Len Chappell, WF	1/4	Syr
Lindbergh Moody, USC	5/38	Det
Art Whisnant, USC	5/42	LAL
Jim Hudock, UNC	6/50	Phi
Ken McComb, UNC	10/84	Phi
Donnie Walsh, UNC	11/89	Phi

1963 (5)

Art Heyman, Duke	1/1	NY
Jerry Greenspan, Md.	3/24	Syr
Bob Woolard, WF	7/54	NY
Larry Brown, UNC	7/55	Blt
Ken Rohloff, NCS	7/59	StL

1964 (3)

Jeff Mullins, Duke	1/5	StL
Jay Buckley, Duke	8/66	LAL
Jim Brennan, Clem.	9/73	Phi

1965 (4)

Billy Cunningham, UNC	1/5	Phi
Ronnie Watts, WF	2/17	Bos
Hack Tison, Duke	6/53	Bos
Jim Fox, USC	8/67	Cin

1966 (5)

Jack Marin, Duke	1/5	Blt
Steve Vacendak, Duke	4/33	SF
Jerry Ward, Md.	7/67	Bos
Bob Bennett, UNC	13/101	NY
Paul Long, WF	15/106	StL

1967 (15)

Randy Mahaffey, Clem.	2/16	LAL
Gary Gregor, USC	3/24	NY
Bob Verga, Duke	3/25	StL
Al Salvadori, USC	4/32	Blt
Bob Lewis, UNC	4/39	SF
Paul Long, WF	5/45	Det
Bob Reidy, Duke	6/56	Blt
Jim Connelley, UVa	8/89	Phi
Jay McMillan, Md.	9/94	LAL
Eddie Biedenbach, NCS	9/96	StL
Jim Boshart, WF	10/104	Chi
Mark Merkin, UNC	11/117	NY
Joe Harrington, Md.	11/120	Bos
Lyn Burkholder, USC	13/134	Blt
Jim Sutherland, Clem.	14/147	Sea

1968 (9)

Gary Gregor, USC	1/8	Phx
Skip Harlicka, USC	1/13	Atl
Jack Thompson, USC	3/33	Blt
Eddie Biedenbach, NCS	4/45	LAL
Larry Miller, UNC	5/62	Phi
Mike Lewis, Duke	7/88	Bos
Joe Kennedy, Duke	10/122	Sea
Frank Standrad, USC	13/169	Atl
Bobby Lewis, UNC	14/172	SD

1969 (7)

Bill Bunting, UNC	2/26	NY
Dick Grubar, UNC	6/83	LAL
Steve Vandeberg, Duke	7/89	Det
Fred Lind, Duke	11/142	Phx
Rusty Clark, UNC	11/145	Det
Norm Carmichael, UVa	15/193	Atl
Chip Case, UVa	18/211	Blt

1970 (6)

Chip Case, UVa	3/43	Buf
Vann Williford, NCS	3/48	Phx
Charlie Scott, UNC	7/106	Bos
Will Hetzel, Md.	9/151	Blt
Rick Anheuser, NCS	11/172	Det
Dick Walker, WF	11/177	Buf

1971 (10)

John Roche, USC	1/14	Phx
Tom Owens, USC	4/58	SD
Randy Denton, Duke	4/61	Bos
Lee Dedmon, UNC	5/81	LAL
Gil McGregor, WF	6/89	Cin
Charlie Davis, WF	8/120	Cle
Rick Katherman, Duke	8/126	SD
John Ribock, USC	8/129	Bos
Barry Yates, Md.	8/131	Phi
Larry Saunders, Duke	11/177	Det

1972 (9)

Bob McAdoo, UNC	1/2	Buf
Dennis Wuycik, UNC	2/27	Bos
Bill Chamberlain, UNC	3/43	GS
Steve Previs, UNC	7/111	Bos
Scott McCandlish, UVa	9/130	Por
Frank DeWitt, UVa	12/167	Buf
Kim Huband, UNC	13/176	Buf
Greg Corson, UNC	14/182	Buf
Rich Habegger, WF	15/188	Por

1973 (10)

Barry Parkhill, UVa	1/15	Por
Gary Melchionni, Duke	2/33	Phx
Jim O'Brien, Md.	3/37	Por
George Karl, UNC	4/66	NY
Joe Cafferty, NCS	6/103	Bos
Bob Bodell, Md.	10/155	Sea
Eddie Payne, WF	11/167	Por
Rick Holdt, NCS	12/177	Por
Howard White, Md.	14/192	Wsh
Don Johnson, UNC	18/207	Buf

1974 (7)

Tom Burleson, NCS	1/3	Sea
Bobby Jones, UNC	1/5	Hou
Tom McMillen, Md.	1/9	Buf
Len Elmore, Md.	1/13	Wsh
Darrell Elston, UNC	3/43	Atl
Tony Byers, WF	5/81	Buf
John O'Donnell, UNC	10/174	NY

1975 (10)

David Thompson, NCS	1/1	Atl
Tom Roy, Md.	3/42	Por
Gus Gerard, UVa	3/50	Por
Monte Towe, NCS	4/57	Atl
Bob Fleischer, Duke	4/70	Buf
Donald Washington, NC	5/80	NY
Ed Stahl, UNC	5/85	KC
Wayne Croft, Clem.	7/121	KC
Owen Brown, Md.	9/147	Phx
Mo Rivers, NCS	10/168	NY

1976 (7)

John Lucas, Md.	1/1	Hou
Wally Walker, UVa	1/5	Por
Mitch Kupchak, UNC	1/13	Wsh
Mo Howard, Md.	2/32	Cle
Willie Hodge, Duke	5/71	KC
Phil Spence, NCS	6/92	Mil
Daryl Peterson, WF	6/98	Sea

1977 (13)

Walter Davis, UNC	1/5	Phx
Kenny Carr, NCS	1/6	LAL
Tom LaGarde, UNC	1/9	Den
Tate Armstrong, Duke	1/13	Chi
Wayne Rollins, Clem.	1/14	Atl
Brad Davis, Md.	1/15	LAL
Steve Shepard, Md.	2/30	Chi
John Kuester, UNC	3/53	KC
Skip Brown, WF	3/56	Bos
Jerry Schellenberg, WF	3/61	Wsh
Billy Langloh, UVa	5/100	Bos
Mark Crow, Duke	6/111	NJ
Bruce Buckley, UNC	6/125	SA

1978 (8)

Phil Ford, UNC	1/2	KC
Rod Griffin, WF	1/17	Den
Marc Iavaroni, UVa	3/55	NY
Geoff Crompton, UNC	4/70	KC
Leroy McDonald, WF	4/76	Buf
Stan Rome, Clem.	4/78	Cle
Larry Boston, Md.	4/81	Wsh
Tom Zaligaris, UNC	8/164	Mil

1979 (8)

Dudley Bradley, UNC	1/13	Ind
Jim Spanarkel, Duke	1/16	Phi
Larry Gibson, Md.	3/52	Mil
Tiny Pinder, NCS	5/101	Atl
Bob Bender, Duke	6/119	SD
Steve Castellan, UVa	7/130	Bos
Glenn Sudhop, NCS	8/149	Bos
Tony Warren, NCS	8/153	Chi

1980 (10)

Mike O'Koren, UNC	1/6	NJ
Mike Gminski, Duke	1/7	NJ
Hawkeye Whitney, NCS	1/16	KC
Billy Williams, Clem.	2/43	Hou
Clyde Austin, NCS	2/44	Phi
John Virgil, UNC	3/49	GS
John Campbell, Clem.	3/59	Phx
Rich Yonakor, UNC	3/61	SA
Jeff Wolf, UNC	4/86	Mil
Dave Colescott, UNC	7/140	Uth

1981 (17)

Buck Williams, Md.	1/3	NJ
Al Wood, UNC	1/4	Atl
Albert King, Md.	1/10	NJ
Frank Johnson, WF	1/11	Wsh
Jeff Lamp, UVa	1/15	Por
Larry Nance, Clem.	1/20	Phx
Gene Banks, Duke	2/28	SA
Ernest Graham, Md.	3/68	Phi
Lee Raker, UVa	4/77	SD
Kenny Dennard, Duke	4/78	KC
Pete Budko, UNC	5/93	Dal
Craig Watts, NCS	5/111	LAL
Mike Pepper, UNC	6/123	SD
Greg Manning, Md.	7/147	Den
Lewis Lattimore, UVa	7/159	Mil
Art Jones, NCS	9/190	SD
Kenny Matthews, NCS	10/222	Bos

1982 (13)

James Worthy, UNC	1/1	LAL
Brook Steppe, GT	1/17	KC
Vince Taylor, Duke	2/34	NY
Guy Morgan, WF	2/40	Ind
Jim Johnstone, WF	3/51	KC
Jimmy Black, UNC	3/59	NJ
Charles Pittman, Md.	3/61	Phx
Chuck Nevitt, NCS	3/63	Hou
Jeff Jones, UVA	4/77	Ind
Chris Brust, UNC	6/131	Den
Horace Wyatt, Clem.	7/148	Atl
Jeb Barlow, UNC	7/153	Den
Mike Helms, WF	7/154	Hou

1983 (10)

Ralph Sampson, UVA	1/1	Hou
Thurl Bailey, NCS	1/7	Uth
Sidney Lowe, NCS	2/25	Chi
Derek Whittenburg, NCS	3/51	Phx
Craig Robinson, UVA	3/68	Bos
Jimmy Braddock, UNC	5/107	Den
Fred Gilliam, Clem.	6/122	Uth
Alvis Rogers, WF	6/130	KC
George Thomas, GT	8/173	Atl
Tom Emma, Duke	10/210	Chi

1984 (13)

Michael Jordan, UNC	1/3	Chi
Sam Perkins, UNC	1/4	Dal
Othell Wilson, UVA	2/35	GS
Ben Coleman, Md.	2/37	Chi
Danny Young, WF	2/39	Sea
Anthony Teachey, WF	2/40	Dal
Murray Jarman, Clem.	3/59	Phx
Rick Carlisle, UVA	3/70	Bos
Matt Doherty, UNC	6/119	Cle
Herman Veal, Md.	6/128	Phx
Kenton Edelin, UVA	7/140	Ind
Mark Fothergill, Md.	8/174	Phx
Cecil Exum, UNC	9/194	Den

1985 (12)

Kenny Green, WF	1/12	Wsh
Yvon Joseph, GT	2/36	NJ
Lorenzo Charles, NCS	2/41	Atl
Adrian Branch, Md.	2/46	Chi
Vince Hamilton, Clem.	4/72	Ind
Delaney Rudd, WF	4/83	Uth
Spud Webb, NCS	4/87	Det
Cozell McQueen, NCS	4/91	Mil
Dan Meagher, Duke	6/126	Chi
Jimmy Miller, UVA	6/129	Uth
Buzz Peterson, UNC	7/147	Cle
Jeff Adkins, Md.	7/149	Chi

1986 (14)

Brad Daugherty, UNC	•1/1	Cle
Len Bias, Md.	•1/2	Bos
Chris Washburn, NCS	•1/3	GS
Johnny Dawkins, Duke	1/10	SA
John Salley, GT	1/11	Det
Mark Alarie, Duke	1/18	Den
Mark Price, GT	2/25	Dal
Nate McMillan, NCS	2/30	Sea
Panagiotis Fasoulas, NCS	2/37	Por
David Henderson, Duke	3/58	Wsh
Warren Martin, UNC	4/73	Cle
Steve Hale, UNC	4/81	NJ
Jay Bilas, Duke	5/108	Dal
Glen McCants, Clem.	7/145	Sea

1987 (14)

Kenny Smith, UNC	•1/6	Sac
Olden Polynice, UVA	1/8	Chi
Horace Grant, Clem.	1/10	Chi
Tyrone Bogues, WF	1/12	Wsh

Joe Wolf, UNC	1/13	LAC
Andrew Kennedy, UVA	2/43	Phl
Bruce Dalrymple, GT	2/46	Phx
Tommy Amaker, Duke	3/55	Sea
Tom Sheehy, UVA	4/70	Bos
Bennie Bolton, NCS	4/83	Uth
Dave Popson, UNC	4/88	Det
Michael Tait, Clem.	5/101	Sea
Martin Nessley, Duke	6/116	LAC
Curtis Hunter, UNC	7/156	Den

1988 (4)

Vinny Del Negro, NCS	2/29	Sac
Charles Shackelford, NCS	2/32	NJ
Derrick Lewis, Md.	3/62	Chi
Craig Neal, GT	3/71	Por

1989 (4)

Danny Ferry, Duke	•1/2	LAC
J.R. Reid, UNC	•1/5	Cha
Tom Hammonds, GT	•1/9	Wsh
Chuck Brown, NCS	2/43	Cle

1990 (7)

Dennis Scott, GT	•1/4	Orl
Jerrold Mustaf, Md.	1/17	NY
Alaa Abdelnaby, Duke	1/25	Por
Elden Campbell, Clem.	1/27	LAL
Brian Oliver, GT	2/32	Phl
Tony Massenburg, Md.	2/43	SA
Phil Henderson, Duke	2/49	Dal

1991 (6)

Kenny Anderson, GT	•1/2	NJ
Dale Davis, Clem.	1/13	Ind
Rick Fox, UNC	1/24	Bos
Pete Chilcutt, UNC	1/27	Sac
Rodney Monroe, NCS	2/30	Atl
Chris Corchiani, NCS	2/36	Orl

1992 (9)

Christian Laettner, Duke	•1/3	Minn
Tom Gugliotta, NCS	•1/6	Wsh
Walt Williams, Md.	•1/7	Sac
Bryant Stith, UVA	1/13	Den
Hubert Davis, UNC	1/20	NY
Jon Barry, GT	1/21	Bos
Matt Geiger, GT	2/42	Mia
Chris King, WF	2/45	Sea
Brian Davis, Duke	2/48	Phx

1993 (10)

Bobby Hurley, Duke	•1/7	Sac
Rodney Rogers, WF	•1/9	Den
George Lynch, UNC	1/12	LAL
Douglas Edwards, FSU	1/15	Atl
Sam Cassell, FSU	1/24	Atl
Malcolm Mackey, GT	1/27	Phx
Evers Burns, Md.	2/31	Sac
Thomas Hill, Duke	2/39	Ind
Chris Whitney, Clem.	2/47	SA
Kevin Thompson, NCS	2/48	Por

1994 (5)

Grant Hill, Duke	•1/3	Det
Sharonne Wright, Clem.	•1/6	Phil
Eric Montross, UNC	•1/9	Bos
Charlie Ward, FSU	1/26	NY
Antonio Lang, Duke	2/29	Phx

1995 (10)

Joe Smith, Md.	•1/1	GS
Jerry Stackhouse, UNC	•1/3	Phl
Rasheed Wallace, UNC	•1/4	Wsh
Cherokee Parks, Duke	•1/12	Dal
Bob Sura, FSU	1/17	Cle
Randolph Childress, WF	1/19	Det

Travis Best, GT	1/23	Ind
Cory Alexander, UVA	1/29	SA
Junior Burrough, UVA	2/33	Bos
Erik Meek, Duke	2/41	Hou

1996 (4)

Stephon Marbury, GT	•1/4	Mil
Todd Fuller, NCS	•1/11	GS
Jeff McInnis, UNC	2/37	Den
Drew Barry, GT	2/57	Sea

1997 (5)

Tim Duncan, WF	•1/1	SA
Keith Booth, Md.	1/28	Chi
Serge Zwikker, UNC	2/29	Hou
James Collins, FSU	2/36	Phl
Eddie Elisma, GT	2/40	Sea

1998 (6)

Antawn Jamison, UNC	•1/4	Tor
Vince Carter, UNC	•1/5	GS
Matt Harpring, GT	1/15	Orl
Roshown McLeod, Duke	1/20	Atl
Shammond Williams, UNC	2/34	Chi
Greg Buckner, Clem.	2/53	Dal

1999 (8)

Elton Brand, Duke	•1/1	Chi
Steve Francis, Md.	•1/2	Van
Trajan Langdon, Duke	•1/11	Cle
Corey Maggette, Duke	•1/13	Sea
William Avery, Duke	1/14	Minn
Dion Glover, GT	1/20	Atl
Obinna Ekezie, Md.	2/37	Van
Laron Profit, Md.	2/38	Orl

2000 (2)

Jason Collier, GT	1/15	Mil
Chris Carrarell, Duke	2/41	SA

2001 (6)

Shane Battier, Duke	•1/6	Van
Brendan Haywood, UNC	1/20	Cle
Joseph Forte, UNC	1/21	Bos
Will Solomon, Clem.	2/32	Van
Terrence Morris, Md.	2/33	Atl
Alvin Jones, GT	2/56	Phl

2002 (8)

Jason Williams, Duke	•1/2	Chi
Mike Dunleavy, Duke	•1/3	GS
Chris Wilcox, Md.	•1/8	LAC
Juan Dixon, Md.	1/17	Wsh
Roger Mason, UVA	2/30	Chi
Carlos Boozer, Duke	2/34	Cle
Lonny Baxter, Md.	2/43	Chi
Darius Songaila, WF	2/49	Bos

2003 (4)

Chris Bosh, GT	•1/4	Tor
Dahntay Jones, Duke	1/20	Bos
Josh Howard, WF	1/29	Dal
Steve Blake, Md.	2/38	Wsh

2004 (3)

Luol Deng, Duke	•1/7	Phx
Chris Duhon, Duke	2/38	Chi
Tim Pickett, FSU	2/44	NOH

2005 (9)

Marvin Williams, UNC	•1/2	Atl
Chris Paul, WF	•1/4	NQ
Raymond Felton, UNC	•1/5	ChB
Sean May, UNC	•1/13	ChB
Rashad McCants, UNC	•1/14	Minn
Julius Hodges, NCS	1/20	Den
Jarrett Jack, GT	1/22	Den

Daniel Ewing, Duke	2/39	LAC
Von Wafer, FSU	2/39	LAL

2006 (7)

Shelden Williams, Duke	•1/5	Atl
J.J. Redick, Duke	•1/11	Orl
Cedric Simmons, NCS	1/15	NOH
Craig Smith, BC	2/36	Minn
David Noel, UNC	2/39	Mil
Alexander Johnson, FSU	2/45	Mem
Guillermo Diaz, Miami	2/52	LAC

2007 (9)

Brandon Wright, UNC	•1/8	ChB
Thaddeus Young, GT	•1/12	Phl
Al Thornton, FSU	•1/14	LAC
Sean Williams, BC	1/17	NJ
Javaris Crittenton, GT	1/19	LAL
Jared Dudley, BC	1/22	ChB
Josh McRoberts, Duke	2/37	Por
Reyshawn Terry, UNC	2/44	Orl
D.J. Strawberry, Md.	2/59	Phx

2008 (4)

J.J. Hickson, NCS	1/19	Cle
Sean Singletary, UVA	2/42	KC
James Gist, Md.	2/57	SA
Deron Washington, VT	2/59	Det

2009 (9)

Gerald Henderson, Duke	•1/12	ChB
Tyler Hansbrough, UNC	•1/13	Ind
James Johnson, WF	1/16	Chi
Ty Lawson, UNC	1/18	Minn
Jeff Teague, WF	1/19	Atl
Wayne Ellington, UNC	1/28	Minn
Toney Douglas, FSU	1/29	LAL
Danny Green, UNC	2/46	Cle
Jack McClinton, Miami	2/51	SA

2010 (9)

Derrick Favors, GT	•1/3	NJ
Al-Farouq Aminu, WF	•1/8	LAC
Ed Davis, UNC	•1/13	Tor
Trevor Booker, Clem.	1/23	Minn
Greivis Vasquez, Md.	1/28	Mem
Gani Lawal, GT	2/46	Phx
Solomon Alabi, FSU	2/50	Dal
Ryan Reid, FSU	2/57	Ind
Dwayne Collins, Miami	2/60	Phx

2011 (7)

Kyrie Irving, Duke	•1/1	Cle
Iman Shumpert, GT	1/17	NY
Chris Singleton, FSU	1/18	Wash
Nolan Smith, Duke	1/19	Port
Reggie Jackson, BC	1/19	Okla
Kyle Singler, Duke	2/33	Det
Jordan Williams, Md.	2/36	NJ

2012 (8)

Harrison Barnes, UNC	•1/7	GS
Austin Rivers, Duke	•1/10	NOH
Kendall Marshall, UNC	•1/13	Phx
John Henson, UNC	•1/14	Mil
Tyler Zeller, UNC	1/17	Dal
Miles Plumlee, Duke	1/26	Ind
Bernard James, FSU	2/33	Cle
Mike Scott, UVA	2/44	Atl

2013 (8)

Alex Len, Md.	•1/5	Phx
Shane Larkin, Miami	1/18	Dall
Mason Plumlee, Duke	1/22	Brk
Reggie Bullock, UNC	1/25	LAC
Glen Rice, Jr., GT	2/35	Phl
Erick Green, VT	2/46	Utah
Ryan Kelly, Duke	2/48	LAL
Lorenzo Brown, NCS	2/52	Minn

2014 (9)

Jabari Parker, Duke	•1/2	Mil
T.J. Warren, NCS	•1/14	Phx
Tyler Ennis, Syr.	1/18	Phx
Rodney Hood, Duke	1/23	Utah
P.J. Hairston, UNC	1/26	Mia
K.J. McDaniels, Clem.	2/32	Phl
Joe Harris, UVa	2/33	Cle
Jerami Grant, Syr.	2/39	Phl
Lamar Patterson, Pitt	2/48	Mil.

2015 (12)

Jahlil Okafor, Duke	•1/3	Phl
Justise Winslow, Duke	•1/10	Mia
Terry Rozier, Lou.	1/16	Bos
Jerian Grant, ND	1/19	Wash
Justin Anderson, UVa	1/21	Dal
Tyus Jones, Duke	1/24	Cle
Chris McCullough, Syr.	1/29	Brk
Montrezl Harrell, Lou.	2/32	Hou
Rakeem Christmas, Syr.	2/36	Minn
Pat Connaughton, ND	2/41	Brk
Olivier Hanlan, BC	2/42	Utah
J.P. Tokoto, UNC	2/58	Phl

2016 (9)

Brandon Ingram, Duke	•1/2	LAL
Malik Beasley, FSU	1/19	Den
Malachi Richardson, Syr.	1/22	Chi
Brice Johnson, UNC	1/25	LAC
Malcolm Brogdon, UVa	2/36	Mil
Chinanu Onuaku, Lou.	2/37	Hou
Demetrius Jackson, ND	2/45	Bos
Michael Gbinije, Syr.	2/49	Det
Marcus Paige, UNC	2/55	Brk

2017 (14)

Jayson Tatum, Duke	•1/3	Bos
Jonathan Isaac, FSU	•1/6	Orl
Dennis Smith Jr., NCS	•1/9	Dal
Luke Kennard, Duke	•1/12	Det
Donovan Mitchell, Lou.	•1/13	Den
Justin Jackson, UNC	1/16	Port
John Collins, WF	1/19	Atl
Harry Giles, Duke	1/20	Port
Tyler Lydon, Syr.	1/24	Utah
Tony Bradley, UNC	1/28	LAL
Frank Jackson, Duke	2/31	Cha
Davon Reed, Miami	2/32	Phx
Dwayne Bacon, FSU	2/40	NOP
Jaron Blossomgame, Clem.	2/59	SA

2018 (10)

Marvin Bagley III, Duke	•1/2	Sac
Wendell Carter Jr., Duke	•1/7	Chi
Jerome Robinson, BC	•1/13	LAC
Lonnie Walker IV, Miami	1/18	SA
Josh Okogie, GT	1/20	Minn
Grayson Allen, Duke	1/21	Utah
Gary Trent Jr., Duke	2/37	Sac
Bruce Brown, Miami	2/42	Det
Devon Hall, UVa	2/53	OKC
Ray Spalding, Lou.	2/56	Phl

2019 (13)

Zion Williamson, Duke	•1/1	NOP
RJ Barrett, Duke	•1/3	NY
DeAndre Hunter, UVa	•1/4	LAL
Coby White, UNC	•1/7	Chi
Cam Reddish, Duke	•1/10	Atl
Cameron Johnson, UNC	•1/11	Min
Nickeil Alexander-Walker, VT	1/17	Brk
Ty Jerome, UVa	1/24	Phl
Nassir Little, UNC	1/25	Port
Mfiondu Kabengele, FSU	1/27	Brk
Terance Mann, FSU	2/48	LAC
Kyle Guy, UVa	2/55	NY
Dewan Hernandez, Miami	2/59	Tor

2020 (8)

Patrick Williams, FSU	•1/4	Chi
Devin Vassell, FSU	•1/11	SA
Cole Anthony, UNC	1/15	Orl
Vernon Carey Jr., Duke	2/32	Cha
Elijah Hughes, Syr.	2/39	NOP
Tre Jones, Duke	2/41	SA
Jordan Nwora, Lou.	2/45	Mil
Cassius Stanley, Duke	2/54	Ind

2021 (7)

Scottie Barnes, FSU	•1/4	Tor
Trey Murphy III, UVa	1/17	Mem
Jalen Johnson, Duke	1/20	Atl
Day'Ron Sharpe, UNC	1/29	Phx
David Johnson, Lou.	2/47	Tor
Balsa Koprivica, FSU	2/57	Cha
RaiQuan Gray, FSU	2/59	Brk

2022 (7)

Paolo Banchero, Duke	•1/1	Orl
Mark Williams, Duke	1/15	Cha
A.J. Griffin, Duke	1/16	Atl
Jake LaRavia, WF	1/19	Minn
Blake Wesley, ND	1/25	SA
Wendell Moore Jr., Duke	1/26	Hou
Trevor Keels, Duke	2/42	NY

2023 (5)

Dereck Lively II, Duke	•1/12	OKC
Dariq Whitehead, Duke	1/22	Brk
Hunter Tyson, Clemson	2/37	OKC
Jordan Miller, Miami	2/48	LAC
Isaiah Wong, Miami	2/55	Ind.

2024 (7)

Carlton Carrington, Pitt	•1/14	Port
Jared McCain, Duke	1/16	Phl
Kyshawn George, Miami	1/24	NY
Ryan Dunn, Virginia	1/28	Den
Kyle Filipowski, Duke	2/32	Utah
Harrison Ingram, UNC	2/48	SA
Quinten Post, BC	2/52	GS

First overall selection is denoted in **bold**.

•Denotes Lottery Pick

BOSTON COLLEGE

35 Overall; 10 First Round

2024	Quinten Post	2	52	GS
2018	Jerome Robinson	1	13	LAC
2015	Olivier Hanlan	2	42	Utah
2011	Reggie Jackson	1	19	OKC
2007	Sean Williams	1	17	NJ
2007	Jared Dudley	1	22	Char
2006	Craig Smith	2	36	Minn
2003	Troy Bell	1	16	Bos
1994	Bill Curley	1	22	SA
1994	Howard Easley	2	30	Minn
1989	Dana Barros	1	16	Sea
1986	Dominic Pressley	5	99	Sea
1985	Michael Adams	3	66	Sac
1985	Stu Primus	6	118	Ind
1984	Jay Murphy	2	31	GS
1984	Martin Clark	10	227	Phl
1983	John Garris	2	27	Cle
1983	Ron Crevier	4	75	Chi
1982	John Bagley	1	12	Cle
1976	Bob Carrington	2	28	Atl
1976	Bill Collins	9	156	Bos
1974	Mark Raterink	9	156	Wsh
1971	Jimmy O'Brien	4	53	Buf
1971	Frank Fitzgerald	8	123	Cin
1970	Bob Duklet	11	181	LAL
1969	Terry Driscoll	1	4	Det
1969	Billy Evans	13	175	Bos
1968	Jim Kassane	5	55	Cin
1968	Steve Adelman	10	124	Blt
1967	Willie Wolters	8	91	Sea
1966	Johnny Austin	4	38	Bos
1963	Gerry Ward	1	5	StL
1962	Jim Hooley	6	52	Bos
1962	Chuck Chevalier	8	69	Bos
1954	Tony Daukas	10	85	Bos

GAL

25 Overall; 10 First Round

2024	Jaylon Tyson	1	20	Cle
2017	Jabari Bird	2	56	Bos
2017	Ivan Rabb	2	35	Orl
2016	Jaylen Brown	1	3	Bos
2016	Tyrone Wallace	2	60	Utah
2013	Allen Crabbe	2	31	Cle
2008	Ryan Anderson	1	21	NJ
2006	Leon Powe	2	49	Den
2002	Jamal Sampson	2	47	Utah
2001	Sean Lampley	2	45	Chi
1999	Francisco Elson	2	41	Den
1998	Sean Marks	2	44	NY
1998	Tremaine Fowlkes	2	54	Den
1997	Ed Gray	1	22	Atl
1996	Shareef Abdur-Raheem	1	3	Van
1994	Jason Kidd	1	2	Dal
1994	Lamond Murray	1	7	LAC
1987	Kevin Johnson	1	7	Cle
1982	Mark McNamara	1	22	Phil
1973	John Coughran	5	74	Cle
1972	Ansley Truitt	3	41	NY
1971	Jackie Ridgle	3	41	Cle
1971	Charles Johnson	6	93	GS
1960	Darrall Imhoff	1	3	NY
1957	Larry Friend	2	13	NY

GLEMSON

29 Overall; 7 First Round

2023	Hunter Tyson	2	37	OKC
2017	Jaron Blossomgame	2	59	SA
2014	K.J. McDaniels	2	32	Phl
2010	Trevor Booker	1	23	Minn
2001	Will Solomon	2	32	Van
1998	Greg Buckner	2	53	Dal
1994	Sharon Wright	1	6	Phl
1993	Chris Whitney	2	47	SA

1991	Dale Davis	1	13	Ind
1990	Elden Campbell	1	27	LAL
1987	Horace Grant	1	10	Chi
1987	Michael Tait	5	101	Sea
1986	Glen McCants	7	145	Sea
1985	Vince Hamilton	4	72	Ind
1984	Murray Jarman	3	59	Phx
1983	Fred Gilliam	6	122	Uth
1982	Horace Wyatt	7	148	Atl
1981	Larry Nance	1	20	Phx
1980	Billy Williams	2	43	Hou
1980	John Campbell	3	59	Phx
1978	Stan Rome	4	78	Cle
1977	Wayne Rollins	1	14	Atl
1975	Wayne Croft	7	121	KC
1967	Randy Mahaffey	2	16	LAL
1967	Jim Sutherland	14	147	Sea
1964	Jim Brennan	9	73	Phl
1960	George Krajack	18	97	NY
1958	Ed Brinkley	8	56	Minn
1952	John Snee	-	-	Mil

DUKE

111 Overall; 56 First Round

2024	Jared McCain	1	16	Phl
2024	Kyle Filipowski	2	32	Utah
2023	Dereck Lively II	1	12	OKC
2023	Dariq Whitehead	1	22	Brk
2022	Paolo Banchero	1	1	Orl
2022	Mark Williams	1	15	Cha
2022	AJ Griffin	1	16	Atl
2022	Wendell Moore Jr.	1	26	Hou
2022	Trevor Keels	2	42	NY
2021	Jalen Johnson	1	20	Atl
2020	Vernon Carey Jr.	2	32	Cha
2020	Tre Jones	2	41	SA
2020	Cassius Stanley	2	54	Ind
2019	Zion Williamson	1	1	NO
2019	RJ Barrett	1	3	NY
2019	Cam Reddish	1	10	Atl
2018	Marvin Bagley III	1	2	Sac
2018	Wendell Carter Jr.	1	7	Chic
2018	Grayson Allen	1	21	Utah
2018	Gary Trent Jr.	2	37	Sac
2017	Jayson Tatum	1	3	Bos
2017	Luke Kennard	1	12	Det
2017	Harry Giles	1	20	Port
2017	Frank Jackson	2	31	Char
2016	Brandon Ingram	1	2	LAL
2015	Jahlil Okafor	1	3	Phil
2015	Justise Winslow	1	10	Mia
2015	Tyus Jones	1	24	Cle
2014	Jabari Parker	1	2	Mil
2014	Rodney Hood	1	23	Utah
2013	Mason Plumlee	1	22	Brk
2013	Ryan Kelly	2	48	LAL
2012	Austin Rivers	1	10	NO
2012	Miles Plumlee	1	26	Ind
2011	Kyrie Irving	1	1	Cle
2011	Nolan Smith	1	19	Port
2011	Kyle Singler	2	33	Det
2009	Gerald Henderson	1	12	Char
2007	Josh McRoberts	2	37	Por
2006	J.J. Redick	1	11	Orl
2006	Shelden Williams	1	5	Atl
2005	Daniel Ewing	2	39	LAC
2004	Chris Duhon	2	38	Chi
2004	Luol Deng	1	7	Phx
2003	Dahntay Jones	1	20	Bos
2002	Jason Williams	1	2	Chi
2002	Mike Dunleavy	1	3	GS
2002	Carlos Boozer	2	34	Cle
2001	Shane Battier	1	6	Van
2000	Chris Carrarell	2	41	SA
1999	Elton Brand	1	1	Chi
1999	Trajan Langdon	1	11	Cle
1999	Corey Maggette	1	13	Sea

1999	William Avery	1	14	Minn
1998	Roshown McLeod	1	20	Atl
1995	Cherokee Parks	1	12	Dal
1995	Erik Meek	2	41	Hou
1994	Antonio Lang	2	29	Phx
1994	Grant Hill	1	3	Det
1993	Thomas Hill	2	39	Ind
1993	Bobby Hurley	1	7	Sac
1992	Christian Laettner	1	3	Minn
1992	Brian Davis	2	48	Phx
1990	Alaa Abdelnaby	1	25	Por
1990	Phil Henderson	2	49	Dal
1989	Danny Ferry	1	2	LAC
1987	Tommy Amaker	3	55	Sea
1987	Martin Nessley	6	116	LAC
1986	Johnny Dawkins	1	10	SA
1986	Mark Alarie	1	18	Den
1986	David Henderson	3	58	Wsh
1986	Jay Bilas	5	108	Dal
1985	Dan Meagher	6	126	Chi
1983	Tom Emma	10	210	Chi
1982	Vince Taylor	2	34	NY
1981	Gene Banks	2	28	SA
1981	Kenny Derrard	4	78	KC
1980	Mike Gminski	1	7	NJ
1979	Jim Spanarkel	1	16	Phl
1979	Bob Bender	6	119	SD
1977	Tate Armstrong	1	13	Chi
1977	Mark Crow	6	111	NJ
1976	Willie Hodge	5	71	KC
1975	Bob Fleischer	4	70	Buf
1973	Gary Melchionni	2	33	Phx
1971	Randy Denton	4	61	Bos
1971	Rick Katherman	8	126	SD
1971	Larry Saunders	11	177	Det
1969	Steve Vandeberg	7	89	Det
1969	Fred Lind	11	142	Phx
1968	Mike Lewis	7	88	Bos
1968	Joe Kennedy	10	122	Sea
1967	Bob Verga	3	25	StL
1967	Bob Reidy	6	56	Blt
1966	Jack Marin	1	5	Blt
1966	Steve Vacendak	4	33	SF
1965	Hack Tison	6	53	Bos
1964	Jeff Mullins	1	5	StL
1964	Jay Buckley	8	66	LAL
1963	Art Heyman	1	1	NY
1961	Doug Kistler	3	26	Det
1961	Howard Hurt	11	95	LAL
1958	Bucky Allen	6	44	Phl
1958	Jim Newcome	14	84	Cin
1956	Ronnie Mayer	4	43	NY
1956	Joe Belmont	5	50	Phl
1956	Junior Morgan	7	73	StL
1954	Rudy D'Emilio	5	39	Phl
1954	Bernie Janicki	7	58	FtW
1952	Dick Groat	1	3	FtW

FLORIDA STATE

50 Overall; 16 First Round

2021	Scottie Barnes	1	4	Tor
2021	Balsa Kovriceva	2	57	Cha
2021	Raiquan Gray	2	59	Brk
2020	Patrick Williams	1	4	Chi
2020	Devin Vassell	1	11	SA
2019	Mfiondu Kabengele	1	27	Brk
2019	Terance Mann	2	48	LAC
2017	Jonathan Isaac	1	6	Orl
2017	Dwayne Bacon	2	40	NO
2016	Malik Beasley	1	19	Den
2012	Bernard James	2	33	Cle
2011	Chris Singleton	1	18	Wash
2010	Solomon Alabi	2	50	Dal
2010	Ryan Reid	2	57	Ind
2009	Toney Douglas	1	29	LAL
2007	Al Thornton	1	14	LAC
2006	Alexander Johnson	2	45	Mem

2005	Von Wafer	2	39	LAL
2004	Tim Pickett	2	44	NO
1997	James Collins	2	36	Phl
1995	Bob Sura	1	17	Cle
1994	Charlie Ward	1	26	NY
1993	Douglas Edwards	1	15	Atl
1993	Sam Cassell	1	24	Atl
1989	George McCloud	1	7	Ind
1987	Pee Wee Barber	4	86	Por
1986	David Shaffer	4	83	Por
1985	Dean Shaffer	5	104	Wsh
1985	Alton Lee Gipson	7	145	Sac
1984	Vince Martello	4	150	Atl
1984	Tony William	7	159	Mil
1983	Mitchell Wiggins	1	23	Ind
1981	Elvis Rolle	2	42	LAL
1981	Mickey Dillard	3	55	Cle
1981	Kris Anderson	4	90	Mil
1980	Murray Brown	4	77	Cle
1980	Tony Jackson	4	87	LAL
1978	Harry Davis	2	33	Cle
1978	David Thompson	5	90	SD
1974	Ben Clyde	5	89	Bos
1974	Lawrence McCray	6	100	NO
1973	Ron King	4	63	GS
1973	Reggie Royals	5	70	Phl
1972	Rowland Garrett	5	78	Chi
1971	Skip Young	7	112	Bos
1971	Vernell Ellyz	8	133	Phx
1970	Dave Cowens	1	4	Bos
1970	Willie Williams	3	38	Bos
1966	Gary Schull	7	65	Cin
1962	Dave Fedor	3	23	SF

GEORGIA TECH

45 Overall; 19 First Round

2018	Josh Okogie	1	20	Minn
2013	Glen Rice, Jr.	2	35	Phl
2011	Iman Shumpert	1	17	NY
2010	Derrick Favors	1	3	NJ
2010	Gani Lawal	2	46	Phx
2007	Thaddeus Young	1	12	Phl
2007	Javaris Crittenton	1	19	LAL
2005	Jarret Jack	1	22	Den
2003	Chris Bosh	1	4	Tor
2001	Alvin Jones	2	56	Phl
2000	Jason Collier	1	15	Mil
1999	Dion Glover	1	20	Atl
1998	Matt Harpring	1	15	Orl
1997	Eddie Elisma	2	40	Sea
1996	Stephon Marbury	1	4	Mil
1996	Drew Barry	2	57	Sea
1995	Travis Best	1	23	Ind
1993	Malcolm Mackey	1	27	Phx
1992	Jon Barry	1	21	Bos
1992	Matt Geiger	2	42	Mia
1991	Kenny Anderson	1	2	NJ
1990	Brian Oliver	2	32	Phl
1990	Dennis Scott	1	4	Orl
1989	Tom Hammonds	1	9	Wsh
1988	Craig Neal	3	71	Por
1987	Bruce Dalrymple	2	46	Phx
1986	John Salley	1	11	Det

1953	Pete Silas	6	52	Min
1950	Colin Anderson	10	115	Ind
1949	Jim Nolan	2	18	Phi

LOUISVILLE**76 Overall; 24 First Round**

2021	David Johnson	2	47	Tor
2020	Jordan Nwora	2	45	Mil
2018	Ray Spalding	2	56	Phil
2017	Donovan Mitchell	1	13	Den
2016	Chinanu Onuaku	2	37	Hou
2015	Terry Rozier	1	16	Bos
2015	Montrezl Harrell	2	32	Hou
2014	Russ Smith	2	47	Phi
2013	Gorgui Dieng	1	47	Uth
2013	Peyton Siva	2	56	Det
2010	Derrick Caracter	2	58	LAL
2009	Terrence Williams	1	11	NJ
2009	Earl Clark	1	14	Phx
2005	Francisco Garcia	1	23	Sac
2003	Reece Gaines	1	15	Orl
1997	DeJuan Wheat	2	51	LAL
1996	Samaki Walker	1	9	Dal
1994	Greg Minor	1	25	LAC
1994	Clifford Rozier	1	16	GS
1994	Dwayne Morton	2	45	GS
1991	LaBradford Smith	1	19	Wsh
1990	Felton Spencer	1	6	Minn
1989	Pervis Ellison	1	1	Sac
1989	Kenny Payne	1	19	Phi
1988	Herbert Crook	3	61	Ind
1988	Barry Sumpter	3	56	SA
1986	Billy Thompson	1	19	Atl
1986	Milt Wagner	2	35	Dal
1986	Jeff Hall	6	118	Ind
1984	Lancaster Gordon	1	8	LAC
1984	Charles A. Jones	2	36	Phx
1983	Rodney McCray	1	3	Hou
1983	Scooter McCray	2	36	Sea
1982	Derek Smith	2	35	GS
1982	Jerry Eaves	3	55	Uth
1982	Poncho Wright	6	120	KC
1981	Roger Burkman	6	130	Chi
1980	Darrell Griffith	1	2	Uth
1980	Bobby Turner	7	150	NY
1979	Larry Williams	5	102	Den
1978	Rick Wilson	2	25	Atl
1978	Ricky Gallon	3	51	Buf
1977	Wesley Cox	1	18	GS
1977	Phil Bond	3	62	Hou
1975	Junior Bridgeman	1	8	LAL
1975	Allen Murphy	2	35	Phx
1974	Bill Butler	8	133	Atl
1972	Jim Price	2	16	LAL
1972	Ron Thomas	6	90	Sea
1972	Henry Bacon	6	93	GS
1972	Al Vilcheck	10	153	Phx
1969	Butch Beard	1	10	Atl
1969	Mike Grosso	3	42	Phi
1969	Jerry King	5	60	Sea
1968	Wes Unseld	1	2	Wsh
1968	Fred Holden	16	191	Chi
1967	Sam Smith	3	28	Cin
1962	Bud Olsen	2	13	Cin
1961	Fred Sawyer	2	13	LAL
1961	Jack Turner	2	18	Chi
1961	Howard Stacy	13	104	StL
1959	Don Goldstein	2	8	Det
1958	Jerry DuPont	13	82	Cin
1957	Charlie Tyra	1	2	FW
1957	Jim Morgan	2	15	Syr
1957	Bill Darragh	8	59	StL
1956	Phil Rollins	2	15	Phi
1956	Jerry Moreman	10	70	Roc
1955	John Prudhoe	12	87	Roc
1954	Chuck Noble	4	30	Phi
1952	Bob Lochmueller	1	8	Syr

1952	Bob Brown	4	34	Phil
1950	Kenny Reeves	4	37	Bos
1948	Jack Coleman	3	25	Prov
1948	Dee Compton	4	47	Phi

MIAMI**26 Overall; 6 First Round**

2024	Kyshawn George	1	24	NY
2023	Jordan Miller	2	48	LAC
2023	Isaiah Wong	2	55	Ind
2019	Dewan Hernandez	2	59	Tor
2018	Lonnie Walker IV	1	18	SA
2018	Bruce Brown	2	42	Det
2017	Davon Reed	2	32	Phx
2013	Shane Larkin	1	18	Dall
2010	Dwayne Collins	2	60	Phx
2009	Jack McClinton	2	51	SA
2006	Guillermo Diaz	2	52	LAC
2003	James Jones	2	49	Ind
2002	John Salmons	1	26	SA
1999	Tim James	1	25	Mia
1995	Constantin Popa	2	53	LAC
1991	Joe Wylie	2	38	LAC
1988	Tito Horford	2	39	Mil
1971	Willie Allen	4	60	Wsh
1970	Dan Curnutt	10	170	NY
1970	Wayne Canady	15	218	Por
1968	Rusty Parker	5	61	StL
1968	Bill Soens	11	145	Phi
1967	Mike Wittman	5	49	StL
1965	Rick Barry	1	2	GS
1963	Mike McCoy	3	21	Det
1956	Dick Miani	11	79	NY

NORTH CAROLINA**118 Overall; 54 First Round**

2024	Harrison Ingram	2	48	SA
2021	Day'Ron Sharpe	1	29	Phx
2020	Cole Anthony	1	15	Orl
2019	Coby White	1	7	Chi
2019	Cameron Johnson	1	11	Min
2019	Nassir Little	1	25	Port
2017	Justin Jackson	1	16	Port
2017	Tony Bradley	1	28	LAL
2016	Brice Johnson	1	25	LAC
2016	Marcus Paige	2	55	Bkl
2015	J.P. Tokoto	2	58	Phil
2014	P.J. Hairston	1	26	Mia
2013	Reggie Bullock	1	25	LAC
2012	Harrison Barnes	1	7	GS
2012	Kendall Marshall	1	13	Phx
2012	John Henson	1	14	Mil
2012	Tyler Zeller	1	17	Dall
2010	Ed Davis	1	13	Tor
2009	Tyler Hansbrough	1	13	Ind
2009	Ty Lawson	1	18	Min
2009	Wayne Ellington	1	28	Min
2009	Danny Green	2	46	Cle
2007	Reyshawn Terry	2	44	Orl
2007	Brandon Wright	1	8	ChB
2006	David Noel	2	39	Mil
2005	Sean May	1	13	ChB
2005	Rashad McCants	1	14	Minn
2005	Marvin Williams	1	2	Atl
2005	Raymond Felton	1	5	ChB
2001	Brendan Haywood	1	20	Cle
2001	Joseph Forte	1	21	Bos
1998	Shammond Williams	2	34	Chi
1998	Antawn Jamison	1	4	Tor
1998	Vince Carter	1	5	GS
1997	Serge Zwikker	2	29	Hou
1996	Jeff McInnis	2	37	Den
1995	Jerry Stackhouse	1	3	Phi
1995	Rasheed Wallace	1	4	Wsh
1994	Eric Montross	1	9	Bos
1993	George Lynch	1	12	LAL
1992	Hubert Davis	1	20	NY

1991	Rick Fox	1	24	Bos
1991	Pete Chilcutt	1	27	Sac
1989	J.R. Reid	1	5	Cha
1987	Kenny Smith	1	6	Sac
1987	Joe Wolf	1	13	LAC
1987	Dave Popson	4	88	Det
1987	Curtis Hunter	7	156	Den
1986	Brad Daugherty	1	1	Cle
1986	Warren Martin	4	73	Cle
1986	Steve Hale	4	81	NJ
1985	Buzzy Peterson	7	147	Cle
1984	Michael Jordan	1	3	Chi
1984	Sam Perkins	1	4	Dal
1984	Matt Doherty	6	119	Cle
1984	Cecil Exum	9	194	Den
1983	Jimmy Braddock	5	107	Den
1982	James Worthy	1	1	LAL
1982	Jimmy Black	3	59	NJ
1982	Chris Brust	6	131	Den
1982	Jeb Barlow	7	153	Den
1981	Al Wood	1	4	Atl
1981	Pete Budko	5	93	Dal
1981	Mike Pepper	6	123	SD
1980	Mike O'Koren	1	6	NJ
1980	John Virgil	3	49	GS
1980	Rich Yonakor	3	61	SA
1980	Jeff Wolf	4	86	Mil
1980	Dave Colescott	7	140	Uth
1979	Dudley Bradley	1	13	Ind
1978	Phil Ford	1	2	KC
1978	Geoff Crompton	4	70	KC
1978	Tom Zaligaris	8	164	Mil
1977	Walter Davis	1	5	Phx
1977	Tom LaGarde	1	9	Den
1977	John Kuester	3	53	KC
1977	Bruce Buckley	6	125	SA
1976	Mitch Kupchak	1	13	Wsh
1975	Donald Washington	5	80	NY
1975	Ed Stahl	5	85	KC
1974	Bobby Jones	1	5	Hou
1974	Darrell Elston	3	43	Atl
1974	John O'Donnell	10	174	NY
1973	George Karl	4	66	NY
1973	Don Johnson	18	207	Buf
1972	Bob McAdoo	1	2	Buf
1972	Dennis Wuycik	2	27	Bos
1972	Bill Chamberlain	3	43	GS
1972	Steve Previs	7	111	Bos
1972	Kim Huband	13	176	Buf
1972	Greg Corson	14	182	Buf
1971	Lee Dedmon	5	81	LAL
1970	Charlie Scott	7	106	Bos
1969	Bill Bunting	2	26	NY
1969	Dick Grubar	6	83	LAL
1969	Rusty Clark	11	145	Det
1968	Larry Miller	5	62	Phi
1968	Bobby Lewis	14	172	SD
1967	Bob Lewis	4	39	SF
1967	Mark Merkin	11	117	NY
1966	Bob Bennett	13	101	NY
1965	Billy Cunningham	1	5	Phi
1963	Larry Brown	7	55	Blt
1962	Jim Hudock	6	50	Phi
1962	Ken McComb	10	84	Phi
1962	Donnie Walsh	11	89	Phi
1961	York Larese	2	20	Chi
1961	Doug Moe	2	22	Chi
1961	Dick Kepley	11	98	StL
1960	Lee Shaffer	1	5	Syr
1960	Doug Moe	7	52	Det
1958	Pete Brennan	1	4	NY
1958	Joe Quigg	2	11	NY
1958	Tommy Kearns	4	29	Syr
1957	Lennie Rosenbluth	1	6	Phi
1947	Fritz Nagy	*	11	Pitt

NC STATE**65 Overall; 17 First Round**

2017	Dennis Smith Jr.	1	9	Dal
2014	T.J. Warren	1	14	Phx
2013	Lorenzo Brown	2	52	Minn
2008	J.J. Hickson	1	19	Cle
2006	Cedric Simmons	1	15	NO
2005	Julius Hodges	1	20	Den
1996	Todd Fuller	1	11	GS
1993	Kevin Thompson	2	48	Por
1992	Tom Gugliotta	1	6	Wsh
1991	Rodney Monroe	2	30	Atl
1991	Chris Corchiani	2	36	Orl
1989	Chucky Brown	2	43	Cle
1988	Vinny Del Negro	2	29	Sac
1988	Charles Shackleford	2	32	NJ
1987	Bennie Bolton	4	83	Uth
1987	Mike Gioni	7	147	Sea
1986	Chris Washburn	1	3	GS
1986	Nate McMillan	2	30	Sea
1986	Panagiotis Fasoulas	2	37	Por
1985	Lorenzo Charles	2	41	Atl
1985	Spud Webb	4	87	Det
1985	Cozell McQueen	4	91	Mil
1983	Thurl Bailey	1	7	Uth
1983	Sidney Lowe	2	25	Chi
1983	Derek Whittenburg	3	51	Phx
1982	Chuck Nevitt	3	63	Hou
1981	Craig Watts	5	111	LAL
1981	Art Jones	9	190	SD
1981	Kenny Matthews	10	222	Bos
1980	Hawkeye Whitney	1	16	KC
1980	Clyde Austin	2	44	Phi
1979	Tiny Pinder	5	101	Atl
1979	Glenn Sudhop	8	149	Bos
1979	Tony Warren	8	153	Chi
1977	Kenny Carr	1	6	LAL
1976	Phil Spence	6	92	Mil
1975	David Thompson	1	1	Atl
1975	Monte Towe	4	57	Atl
1975	Mo Rivers	10	168	NY
1974	Tom Burleson	1	3	Sea
1973	Joe Cafferty	6	103	Bos
1973	Rick Holdt	12	177	Por
1970	Vann Williford	3	48	Phx
1970	Rick Anheuser	11	172	Det
1968	Eddie Biedenbach	4	45	LAL
1967	Eddie Biedenbach	9	96	StL
1963	Ken Rohloff	7	59	StL
1961	Bob DiStefano	5	49	Bos
1959	John Richter	1	6	Bos
1959	Lou Pucillo	9	65	StL
1957	John Maglio	6	41	Cin
1957	Cliff Hafer	11	76	Cin
1957	Bob Seitz	12	80	StL
1956	Ronnie Shavlik	1	4	NY
1956	Vic Molodet	8	15	Bos
1955	Cliff Dwyer	4	90	Syr
1954	Mel Thompson	4	31	FtW
1953	Bob Speight	2	10	Mil
1953	Bob Goss	13	104	Roc
1952	Lee Terrill	7	63	FtW
1951	Sam Ranzino	1	8	Roc
1951	Paul Horvath	4	35	Syr
1951	Hugo Kappler	8	76	Bos
1950	Doug Dickey	3	26	Bit
1950	Warren Cartier	6	65	Wsh

2001	Troy Murphy	1	14	GS
1998	Pat Garrity	1	19	Mil
1994	Monty Williams	1	24	NY
1992	LaPhonso Ellis	1	5	Den
1992	Elmer Bennett	2	38	Atl
1988	David Rivers	1	25	LAL
1987	Donald Royal	3	52	Cle
1986	Ken Barlow	1	23	LAL
1986	Tim Kempton	6	124	LAC
1986	Joseph Price	7	150	Wsh
1986	Jim Dolan	7	151	NJ
1984	Tom Sluby	2	41	Dall
1983	John Paxson	1	19	SA
1983	Tim Andree	5	98	Chi
1983	Bill Varner	8	202	Mil
1981	Orlando Woolridge	1	6	Chi
1981	Kelly Tripucka	1	12	Det
1981	Tracy Jackson	2	25	Bos
1981	Gilbert Salinas	8	167	Atl
1980	Bill Hanzlik	1	20	Sea
1980	Rich Branning	4	78	Ind
1979	Bruce Flowers	2	26	Cle
1979	Bill Laimbeer	3	65	Cle
1978	Dave Batton	3	62	NJ
1978	Dave Williams	5	96	NO
1977	Toby Knight	2	32	NY
1977	Bill Paterno	3	45	KC
1976	Adrian Dantley	1	6	Buff
1974	John Shumate	1	4	Phx
1974	Gary Brokaw	1	18	Mil
1971	Austin Carr	1	1	Cle
1971	Collis Jones	1	17	Mil
1971	Sid Catlett	4	55	Cin
1969	Bob Arnzen	8	103	Det
1969	Bob Whitmore	8	108	Bos
1965	Ron Reed	3	20	Det
1965	Walt Sahn	13	88	Wsh
1960	Mike Graney	3	24	Bos
1959	Tom Hawkins	1	3	Mina
1958	John McCarthy	9	65	NY
1957	John Smyth	3	20	StL
1956	Lloyd Aubrey	4	26	Mina
1956	John Fannon	7	55	Phil
1955	Jack Stephens	2	7	Mil
1954	Dick Rosenthal	1	4	FW
1954	Joe Bertrand	10	82	Mil
1954	Bill Sullivan	10	83	Phil
1953	Norb Lewinski	6	47	FW
1952	Leroy Leslie	5	49	Roch
1951	Dan Bagley	7	79	NY
1950	Kevin O'Shea	1	11	Mina
1949	Leo Barnhorst	2	14	Ind.
1949	Jim O'Halloran	7	60	Ind.
1949	Don Bagley	5	51	NY

PITT

29 Overall; 6 First Round

2024	Carlton Carrington	1	14	Port
2014	Lamar Patterson	2	48	Mil
2013	Steven Adams	1	12	OKC
2009	Sam Young	2	36	Mem
2009	DeJuan Blair	2	37	SA
2007	Aaron Gray	2	49	Chi
2005	Chris Taft	2	42	GS
1999	Vonteego Cummings	1	26	Ind
1997	Mark Blount	2	54	Sea
1994	Eric Mobley	1	18	Mil
1992	Darren Morningstar	2	47	Bos
1988	Charles Smith	1	3	Phl
1988	Jerome Lane	1	23	Den
1984	Clyde Vaughan	6	117	Ind
1983	Trent Johnson	8	183	Bos
1981	Carlton Neversen	3	56	GS
1981	Sam Clancy	3	62	Phx
1980	Sammie Ellis	4	73	Den
1979	Terry Knight	6	125	SA
1978	Larry Harris	4	73	Buff

1976	Keith Starr	4	52	Chi
1974	Billy Knight	2	21	LAL
1974	Mickey Martin	4	69	Det
1964	Brian Generalovich	3	17	NY
1959	Don Hennon	6	38	Cin
1958	Julius Peques	4	30	StL
1957	Bob Lazer	9	64	FW
1954	Dutch Burch	5	40	FW

SYRACUSE

71 Overall; 24 First Round

2020	Elijah Hughes	2	39	NOP
2017	Tyler Lydon	1	24	Utah
2016	Malachi Richardson	1	22	Chi
2016	Michael Gbinije	2	49	Det
2015	Chris McCullough	1	29	Brk
2015	Rakeem Christmas	2	36	Minn
2014	Tyler Ennis	1	18	Phx
2014	Jerami Grant	2	39	Phl
2013	Michael Carter-Williams			
		1	11	Phl
2012	Dion Waiters	1	4	Cle
2012	Fab Melo	1	22	Bos
2012	Kris Joseph	2	51	Bos
2010	Wesley Johnson	1	4	Minn
2010	Andy Rautins	2	38	NY
2009	Jonny Flynn	1	6	Minn
2008	Donte Green	1	28	Mem
2007	Demetris Nichols	2	53	Port
2005	Hakim Warrick	1	19	Mem
2003	Carmelo Anthony	1	3	Den
2001	Damone Brown	2	36	Phl
2000	Etan Thomas	1	12	Dall
2000	Jason Hart	2	49	Mil
1996	John Wallace	1	18	NY
1995	Lawrence Moten	2	36	Van
1993	Conrad McRae	2	38	Wsh
1992	David Johnson	1	26	Port
1991	Billy Owens	1	3	Sac
1991	LeRon Ellis	1	22	LAC
1990	Derrick Coleman	1	1	NJ
1989	Sherman Douglas	2	28	Mia
1988	Rony Seikaly	1	9	Mia
1987	Howard Triche	6	117	NY
1986	Dwayne Washington	1	13	NJ
1986	Rafael Addison	2	39	Phx
1986	Wendell Alexis	3	59	GS
1984	Sean Kerins	7	155	NJ
1983	Leo Rautins	1	17	Phl
1983	Erich Santifer	3	55	Det
1983	Tony Bruin	7	162	Phil
1981	Dan Schayes	1	13	Uth
1981	Eddie Moss	4	70	Dall
1981	Marty Hedd	9	198	NY
1980	Louis Orr	2	29	Ind
1980	Roosevelt Bouie	2	34	Dall
1979	Dale Shackelford	6	127	Phx
1978	Marty Byrnes	1	19	Phx
1975	Rudy Hackett	3	37	NO
1975	Jim Lee	5	79	Port
1974	Dennis DuVal	2	30	Wsh
1974	Fred Saunders	2	31	Phx
1973	Mike Lee	11	168	Buff
1972	Greg Kohls	7	99	Buff
1971	Bill Smith	3	42	Port
1968	George Hicker	14	180	StL
1967	Vaughn Harper	6	57	Det
1967	Rick Dean	9	98	SF
1966	Dave Bing	1	2	Det
1961	Pete Chudy	10	88	Syr
1959	Jon Cincebox	3	19	Syr
1957	Gary Clark	3	21	NY
1957	Vince Cohen	3	23	Syr
1957	Jim Brown	9	68	Syr
1954	Mel Besdin	8	69	Syr
1953	Franklin Reddout	3	21	Roch
1952	Eddie Miller	2	11	Mil

1952	Bob Roche	7	68	Syr
1951	Jack Kiley	2	14	FW
1951	Tom Jockle	8	75	Syr
1950	Bob Savage	9	108	Syr
1948	Billy Gabor	2	22	Roch
1948	Ed Stickel	9	99	Roch

SMU

25 Overall; 3 First Round

2018	Shake Milton	2	55	Dall
2017	Semi Ojeleye	2	37	Bos
2017	Sterling Brown	2	46	Phl
2001	Jeryl Sasser	1	22	Orl
1987	Terry Williams	5	105	GS
1986	Kevin Lewis	6	125	SA
1985	Jon Koncak	1	5	Atl
1985	Carl Wright	5	113	Phl
1980	Brad Branson	2	45	Det
1976	Ira Terrell	3	45	Phx
1974	Sammy Hervey	6	97	Atl
1971	Gene Phillips	7	119	Mil
1969	Bill Voight	14	183	Chi
1969	Bill Voight	16	196	Mil
1969	Lynn Phillips	17	202	Mil
1967	Charles Beasley	7	74	Cin
1966	Carroll Hooser	6	52	Det
1964	Gene Elmore	4	34	SF
1962	Jan Loudermilk	4	35	LAL
1961	Steve Strange	9	83	Chi
1958	Rick Herscher	6	47	StL
1957	Jim Krebs	1	3	Mina
1957	Bobby Mills	10	98	StL
1951	Jack Brown	7	68	Roch
1949	Bob Prewitt	-	-	NY

STANFORD

40 Overall; 12 First Round

2021	Ziaire Williams	1	10	NOP
2020	Tyrell Terry	2	31	Dal
2019	KZ Okpala	2	32	Phx
2015	Anthony Brown	2	34	LAL
2014	Dwight Powell	2	45	Cha
2010	Landry Fields	2	39	NY
2009	Josh Huestis	1	29	OKC
2008	Brook Lopez	1	10	NJ
2008	Robin Lopez	1	15	Phx
2004	Josh Childress	1	6	Atl
2002	Curtis Borchardt	1	18	Orl
2002	Casey Jacobsen	1	22	Phx
2001	Jason Collins	1	18	Hou
2001	Jarron Collins	2	53	Utah
2000	Mark Madsen	1	29	LAL
1999	Tim Young	2	56	GS
1997	Brevin Knight	1	16	Cle
1992	Adam Keefe	1	10	Atl
1989	Todd Lichti	1	15	Den
1988	Greg Butler	2	37	NY
1984	John Revelli	4	92	LAL
1984	Keith Jones	6	138	LAL
1980	Kimberly Belton	2	42	Phx
1979	Perry Wolfe	5	89	Utah
1977	Mike Bratz	3	66	Phx
1976	Ed Schweitzer	6	95	LAL
1975	Rick Kelley	1	7	NOJ
1975	Scott Trobpe	9	157	GS
1972	Claude Terry	3	42	Phx
1969	Don Griffin	4	55	Atl
1968	Arthur Harris	2	16	Sea
1966	Bob Bedell	10	90	Phl
1964	Tom Dose	3	23	LAL
1963	Don Clementson	7	57	SF
1962	John Windsor	5	41	Syr
1959	Paul Neumann	4	29	Syr
1956	George Selleck	5		PhlW
1955	Ron Tomsic	6	48	Syr
1955	Russ Lawler	10	80	Syr
1952	Jim Walsh	12		Balt

VIRGINIA

43 Overall; 12 First Round

2024	Ryan Dunn	1	28	Den
2021	Trey Murphy III	1	17	Mem
2019	De'Andre Hunter	1	4	LAL
2019	Ty Jerome	1	24	Phi
2019	Kyle Guy	2	55	NY
2018	Devin Hall	2	53	OKC
2016	Malcolm Brogdon	2	36	Mil
2015	Justin Anderson	1	21	Dall
2014	Joe Harris	2	33	Cle
2012	Mike Scott	2	44	Atl
2008	Sean Singletary	2	42	KC
2002	Roger Mason	2	30	Chi
1995	Cory Alexander	1	29	SA
1995	Junior Burrough	2	33	Bos
1992	Bryant Stith	1	13	Den
1987	Olden Polynice	1	8	Chi
1987	Andrew Kennedy	2	43	Phl
1987	Tom Sheehey	4	70	Bos
1985	Jimmy Miller	6	129	Uth
1984	Othell Wilson	2	35	GS
1984	Rick Carlisle	3	70	Bos
1984	Kenton Edelin	7	140	Ind
1983	Ralph Sampson	1	1	Hou
1983	Craig Robinson	3	68	Bos
1982	Jeff Jones	4	77	Ind
1981	Jeff Lamp	1	15	Por
1981	Lee Raker	4	77	SD
1981	Lewis Lattimore	7	159	Mil
1979	Steve Castellani	7	130	Bos
1978	Marc Iavaroni	3	55	NY
1977	Billy Langloh	5	100	Bos
1976	Wally Walker	1	5	Por
1975	Gus Gerard	3	50	Por
1973	Barry Parkhill	1	15	Por
1972	Scott McCandlish	9	130	Por
1972	Frank DeWitt	12	167	Buf
1970	Chip Case	3	43	Buf
1969	Norm Carmichael	15	193	Atl
1969	Chip Case	18	211	Blt
1967	Jim Connelley	8	89	Phl
1959	Herb Busch	5	36	NY
1955	Buzzy Wilkinson	3	18	Bos
1950	Joe Noertker	10	113	Wsh

VIRGINIA TECH

26 Overall; 2 First Round

2019	Nickeil Alexander-Walker			
		1	17	Brk
2013	Erick Green	2	46	Uth
2008	Deron Washington	2	59	Det
1999	Eddie Lucas	2	58	Uth
1990	Bimbo Coles	2	40	Sac
1986	Dell Curry	1	15	Uth
1986	Keith Colbert	3	56	Phl
1986	Bobby Beecher	4	91	Sac
1985	Perry Young	3	61	Por
1985	Al Young	7	152	SA
1982	Dale Solomon	3	68	Phl
1982	Jeff Schneider	5	107	Hou
1980	Wayne Robinson	2	31	LAL
1980	Les Henson	7	160	Bos
1979	Marshall Ashford	5	108	Wsh
1978	Ron Bell	6	123	Cle
1977	Ernest Wansley	6	127	Wsh</

WAKE FOREST

41 Overall; 15 First Round

2022	Jake LaRavia	1	19	Min
2017	John Collins	1	19	Atl
2010	Al-Farouq Aminu	1	8	LAC
2009	James Johnson	1	16	Chi
2009	Jeff Teague	1	19	Atl
2005	Chris Paul	1	4	NO
2003	Josh Howard	1	29	Dal
2002	Darius Songaila	2	49	Bos
1997	Tim Duncan	1	1	SA
1995	Randolph Childress	1	19	Det
1993	Rodney Rogers	1	9	Den
1992	Chris King	2	45	Sea
1987	Tyrone Bogues	1	12	Wsh
1985	Kenny Green	1	12	Wsh
1985	Delaney Rudd	4	83	Uth
1984	Danny Young	2	39	Sea
1984	Anthony Teachey	2	40	Dal
1983	Alvis Rogers	6	130	KC
1982	Guy Morgan	2	40	Ind
1982	Jim Johnstone	3	51	KC
1982	Mike Helms	7	154	Hou
1981	Frank Johnson	1	11	Wsh
1978	Rod Griffin	1	17	Den
1978	Leroy McDonald	4	76	Buf
1977	Skip Brown	3	56	Bos
1977	Jerry Schellenberg	3	61	Wsh
1976	Daryl Peterson	6	98	Sea
1974	Tony Byers	5	81	Buf
1973	Eddie Payne	11	167	Por
1972	Rich Habegger	15	188	Por
1971	Gil McGregor	6	89	Cin
1971	Charlie Davis	8	120	Cle
1970	Dick Walker	11	177	Buf
1967	Paul Long	5	45	Det
1967	Jim Boshart	10	104	Chi
1966	Paul Long	15	106	StL
1965	Ronnie Watts	2	17	Bos
1963	Bob Woolard	7	54	NY
1962	Len Chappell	1	4	Syr
1960	Dave Budd	2	10	NY
1955	Dickie Hemric	1	10	Bos

MARYLAND

59 Overall; 18 First Round

2013	Alex Len	1	5	Phx
2011	Jordan Williams	2	36	NJ
2010	Greivis Vasquez	1	28	Mem
2008	James Gist	2	57	SA
2007	D.J. Strawberry	2	59	Phx
2003	Steve Blake	2	38	Wsh
2002	Juan Dixon	1	17	Wsh
2002	Lonny Baxter	2	43	Chi
2002	Chris Wilcox	1	8	LAC
2001	Terence Morris	2	33	Atl
1999	Steve Francis	1	2	Van
1999	Obinna Ekezie	2	37	Van
1999	Laron Profit	2	38	Orl
1997	Keith Booth	1	28	Chi
1995	Joe Smith	1	1	GS
1993	Evers Burns	2	31	Sac
1992	Walt Williams	1	7	Sac
1990	Jerrod Mustaf	1	17	NY
1990	Tony Massenburg	2	43	SA
1988	Derrick Lewis	3	62	Chi
1986	Len Bias	1	2	Bos
1985	Adrian Branch	2	46	Chi
1985	Jeff Adkins	7	149	Chi
1984	Ben Coleman	2	37	Chi
1984	Herman Veal	6	128	Phx
1984	Mark Fothergill	8	174	Phx
1982	Charles Pittman	3	61	Phx
1981	Buck Williams	1	3	NJ
1981	Albert King	1	10	NJ
1981	Ernest Graham	3	68	Phl
1981	Greg Manning	7	147	Den

1979	Larry Gibson	3	52	Mil
1978	Larry Boston	4	81	Wsh
1977	Brad Davis	1	15	LAL
1977	Steve Shepard	2	30	Chi
1976	John Lucas	1	1	Hou
1976	Mo Howard	2	32	Cle
1975	Tom Roy	3	42	Por
1975	Owen Brown	9	147	Phx
1974	Tom McMillen	1	9	Buf
1974	Len Elmore	1	13	Wsh
1973	Jim O'Brien	3	37	Por
1973	Bob Bodell	10	155	Sea
1973	Howard White	14	192	Wsh
1971	Barry Yates	8	131	Phl
1970	Will Hetzel	9	151	Blt
1967	Jay McMillan	9	94	LAL
1967	Joe Harrington	11	120	Bos
1966	Jerry Ward	6	67	Bos
1963	Jerry Greenspan	3	24	Syr
1961	Bob McDonald	6	57	StL
1961	Charley McNeil	7	65	Phl
1960	Al Bunge	1	7	Phl
1960	Charley McNeil	6	35	NY
1960	Jerry Bechtle	15	91	NY
1958	John Nacincik	3	21	Syr
1958	Nick Davis	9	67	Phl
1956	Bob Kessler	2	19	FtW
1954	Gene Shue	1	3	Phl

SOUTH CAROLINA

15 Overall; 3 First Round

1971	John Roche	1	14	Phx
1971	Tom Owens	4	58	SD
1971	John Ribock	8	129	Bos
1968	Gary Gregor	1	8	Phx
1968	Skip Harlicka	1	13	Atl
1968	Jack Thompson	3	33	Blt
1968	Frank Standrad	13	169	Atl
1967	Gary Gregor	3	24	NY
1967	Al Salvadori	4	32	Blt
1967	Lyn Burkholder	13	134	Blt
1965	Jim Fox	8	67	Cin
1962	Lindbergh Moody	5	38	Det
1962	Art Whisnant	5	42	LAL
1957	Bob McCoy	2	10	Det
1957	Grady Wallace	5	40	Bos

ACC IN PRO BASKETBALL

Ninty-three alumni from current ACC schools appeared in at least one NBA game during the 2023-24 season. Every active ACC program had at least one alum play in the NBA last season.

In all, 753 players from the 18 current ACC schools have appeared in at least one NBA, ABA or NBL regular-season game (NBA was formed in 1946).

School	2023-24	All-Time
Duke	26	97
North Carolina	11	96
Notre Dame	2	68
Louisville	3	60
Syracuse	4	56
NC State	4	46
Florida State	8	44
Georgia Tech	3	41
Cal	1	35
Virginia	10	33
Stanford	4	32
Wake Forest	6	32
Boston College	2	24
Pitt	2	20
Clemson	1	19
Miami	4	18
SMU	1	18
Virginia Tech	1	16
Total	93	755

BOSTON COLLEGE (24) JOINED ACC IN JULY 2005

Adams, Michael	1986
Sacramento Kings	1987
Washington Bullets	1988-91
Denver Nuggets	1992-94
Charlotte Hornets	1995-96

Austin, Johnny	1967
Baltimore Bullets	1968
New Jersey Americans	1968

Bagley, John	1983-87
Cleveland Cavaliers	1988-89
New Jersey Nets	1990, 1992-93
Boston Celtics	1994
Atlanta Hawks	1994

Barros, Dana	1990-93
Seattle SuperSonics	1994-95
Philadelphia 76ers	1996-00; 2004
Boston Celtics	2001-02
Detroit Pistons	2001-02

Bell, Troy	2004
Memphis Grizzlies	2004

Bowman, Ky	2020
Golden State Warriors	2020

Carrington, Bob	1978
New Jersey Nets	1978
Indiana Pacers	1980
San Diego Clippers	1980

Crevier, Ron	1986
Golden State Warriors	1986
Detroit Pistons	1986

Curley, Bill	1995
Detroit Pistons	1995
Minnesota Timberwolves	1998-99
Golden State Warriors	2000, 2001
Houston Rockets	2000
Golden State Warriors	2001

Driscoll, Terry	1971
Detroit Pistons	1971
Baltimore Bullets	1972-73
Milwaukee Bucks	1973-75
Spirits of St. Louis	1975

Dudley, Jared	2008-09
Charlotte Bobcats	2009-13, 2017-18
Phoenix Suns	2014
Los Angeles Clippers	2014
Milwaukee Bucks	2015
Washington Wizards	2016
Brooklyn Nets	2019
Los Angeles Lakers	2020-21

Eisley, Howard	1995
Minnesota Timberwolves	1995
San Antonio Spurs	1995
Utah Jazz	1996-00; 2005
Dallas Mavericks	2001
New York Knicks	2002-04
Phoenix Suns	2004
Los Angeles Clippers	2006
Denver Nuggets	2006

Evans, Billy	1970
New York Nets	1970

Garris, John	1984
Cleveland Cavaliers	1984

Gunther, Colby	1947
Pittsburgh Ironmen	1947
St. Louis Bombers	1949

Jackson, Reggie	2012-15
Oklahoma City Thunder	2012-15
Detroit Pistons	2015-20
Los Angeles Clippers	2020-23
Denver Nuggets	2023-24

Kissane, Jim	1969
Minnesota Pipers	1969

Murphy, Jay	1985-86
Los Angeles Clippers	1985-86
Washington Bullets	1987-88

O'Brien, Jim	1972
Pittsburgh Condors	1972
Kentucky Colonels	1972-74
San Diego Conquistadors	1974-75

Pressley, Dominic	1989
Washington Bullets	1989
Chicago Bulls	1989

Robinson, Jerome	2019-20
Los Angeles Clippers	2019-20
Washington Wizards	2020-21
Golden State Warriors	2024

Smith, Craig	2007-09
Minnesota Timberwolves	2007-09
Los Angeles Clippers	2011
Portland Trail Blazers	2012

Ward, Gerry	1964
St. Louis Hawks	1964
Boston Celtics	1965
Philadelphia 76ers	1966
Chicago Bulls	1967

Williams, Sean	2008-10
New Jersey Nets	2008-10
Dallas Mavericks	2012
Boston Celtics	2012

CAL (35) JOINED ACC IN AUGUST 2024

Abdur-Rahim, Shareef	1996-2001
Vancouver Grizzlies	1996-2001
Atlanta Hawks	2001-04
Portland Trail Blazers	2004-05
Sacramento Kings	2005-08

Anderson, Ryan	2008-09
New Jersey Nets	2008-09
Orlando Magic	2009-12
New Orleans Hornets/Pelicans	2012-16
Houston Rockets	2016-18
Phoenix Suns	2018-19
Miami Heat	2019
Houston Rockets	2020

Bird, Jabari	2017-18
Boston Celtics	2017-18

Brown, Jaylen	2017-24
Boston Celtics	2017-24

Carlisle, Chet	1946-47
Chicago Stags	1946-47

Carlisle, Geno	2004-05
Portland Trail Blazers	2004-05

Chenier, Phil	1971-80
Balt./Capital/Washington Bullets	1971-80
Indiana Pacers	1980
Golden State Warriors	1980-81

Christopher, Patrick	2014-15
Memphis Grizzlies	2014-15

Coughran, John	1979-80
Golden State Warriors	1979-80

Crabbe, Allen	2014-17
Portland Trail Blazers	2014-17
Brooklyn Nets	2018-19
Atlanta Hawks	2020
Minnesota Timberwolves	2020

Critchfield, Russ	1968-69
Oakland Oaks	1968-69

Elson, Francisco	2003-06
Denver Nuggets	2003-06
San Antonio Spurs	2006-2008
Seattle SuperSonics	2008
Milwaukee Bucks	2008-2010
Philadelphia 76ers	2010
Utah Jazz	2010-11
Philadelphia 76ers	2012

Friend, Larry	1957-58
New York Knicks	1957-58

Gray, Ed	1997-99
Atlanta Hawks	1997-99

Gutierrez, Jorge	2014-15
Brooklyn Nets	2014-15
Milwaukee Bucks	2015
Charlotte Hornets	2016
Brooklyn Nets	2016

Henriksen, Donald	1952-53, 54-55
Baltimore Bullets	1952-53, 54-55
Rochester Royals	1955

Imhoff, Darrell	1960-62
New York Knicks	1960-62
Detroit Pistons	1962-64
Los Angeles Lakers	1964-68
Philadelphia 76ers	1968-70
Cincinnati Royals	1970-72
Portland Trail Blazers	1972

Johnson, Charles	1972-78
Golden State Warriors	1972-78
Washington Bullets	1978-79

Johnson, Kevin	1987
Cleveland Cavaliers	1987
Phoenix Suns	1988-98, 2000

Kidd, Jason	1994-97
Dallas Mavericks	1994-97
Phoenix Suns	1997-2001
New Jersey Nets	2001-08
Dallas Mavericks	2008-2012
New York Knicks	2013

Lamley, Sean	2002-03
Miami Heat	2002-03
Golden State Warriors	2003-04

Marks, Sean	1998-2000
Toronto Raptors	1998-2000
Miami Heat	2001-03
San Antonio Spurs	2004-06
Phoenix Suns	2006-08
New Orleans Hornets	2008-2010
Washington Wizards	2010
Portland Trail Blazers	2010
Charlotte Bobcats	2011

McNamara, Mark	1982-83
Philadelphia 76ers	1982-83
San Antonio Spurs	1983-85
Kansas City Kings	1984-85
Philadelphia 76ers	1986-88
Los Angeles Lakers	1988-90
Orlando Magic	1990-91

Murray, Lamond	1994-99
Los Angeles Clippers	1994-99
Cleveland Cavaliers	1999-2002
Toronto Raptors	2002-05
New Jersey Nets	2005-06

O'Neill, Mike	1952-53
Milwaukee Hawks	1952-53

Powe, Leon	2006-09
Boston Celtics	2006-09
Cleveland Cavaliers	2009-2011
Memphis Grizzlies	2011

Rabb, Ivan	2018-19
Memphis Grizzlies	2018-19

Ridgle, Jackie	1971-72
Cleveland Cavaliers	1971-72

Rocker, Jack	1947-48
Philadelphia Warriors	1947-48

Sampson, Jamal	2002-03
Milwaukee Bucks	2002-03
Los Angeles Lakers	2003-04
Charlotte Bobcats	2004-05
Sacramento Kings	2005-06
Denver Nuggets	2006-07

Solomon, Richard	2014
Oklahoma City Thunder	2014

Stewart, Michael	1997-98
Sacramento Kings	1997-98
Toronto Raptors	1998-2002
Cleveland Cavaliers	2002-04
Boston Celtics	2003-04
Atlanta Hawks	2004-05

Taylor, Leonard	1989-90
Golden State Warriors	1989-90

Truitt, Ansley	1972-73
Dallas Chapparels	1972-73

Wallace, Tyrone	2018-19
Los Angeles Clippers	2018-19
Atlanta Hawks	2019-20
New Orleans Pelicans	2021-22

CLEMSON (19)

Blossomgame, Jaron	2019
Cleveland Cavaliers	2019

Booker, Trevor	2011-14
Washington Wizards	2011-14
Utah Jazz	2015-16
Brooklyn Nets	2017-18
Philadelphia 76ers	2018
Indiana Pacers	2018

Buckner, Greg	2000-02, 2007
Dallas Mavericks	2000-02, 2007
Philadelphia 76ers	2003-04
Denver Nuggets	2005-06
Minnesota Timberwolves	2008
Memphis Grizzlies	2009

Campbell, Elden	1991-99
Los Angeles Lakers	1991-99
Charlotte Hornets	1999-02
New Orleans Hornets	2003
Seattle SuperSonics	2003
Detroit Pistons	2004-05
New Jersey Nets	2005

Davis, Dale	1992-00, 2005
Indiana Pacers	1992-00, 2005
Portland Trail Blazers	2001-04
Golden State Warriors	2005
Detroit Pistons	2006-07

Ford, Sharrod	2006
Phoenix Suns	2006

Grant, Horace	1988-94
Chicago Bulls	1988-94
Orlando Magic	1995-99, 2002-03
Seattle SuperSonics	2000
Los Angeles Lakers	2001, 2004

Grantham, Donte	2019
Oklahoma City Thunder	2019

Grey, Devin	1997
San Antonio Spurs	1997
Sacramento Kings	1997
Houston Rockets	2000

Jamison, Harold	2000
Miami Heat	2000
Los Angeles Clippers	2002

Mahaffey, Randy	1968-69
Kentucky Colonels	1968-69
New York Nets	1969
Carolina Cougars	1970-71

McDaniels, K.J.	2015
Philadelphia 76ers	2015
Houston Rockets	2015-17
Brooklyn Nets	2017

Nance, Larry	1982-88
Phoenix Suns	1982-88
Cleveland Cavaliers	1988-94

Rollins, Wayne (Tree)	1978-88
Atlanta Hawks	1978-88
Cleveland Cavaliers	1989-90
Detroit Pistons	1991
Houston Rockets	1992-93
Orlando Magic	1994-95

Solomon, Will	2002
Memphis Grizzlies	2002
Toronto Raptors	2009
Sacramento Kings	2009

Tyson, Hunter	2023-24
Denver Nuggets	2023-24

Whitney, Chris	1994-95
San Antonio Spurs	1994-95
Washington Bullets/Wizards	1996-02, 2004
Orlando Magic	2003
Denver Nuggets	2003

Wise, Skip	1976
San Antonio Spurs	1976

Wright, Sharon	1995-96
Philadelphia 76ers	1995-96
Toronto Raptors	1996-98

DUKE (97)

Abdelnaby, Alaa	1991-92
Portland Trail Blazers	1991-92
Milwaukee Bucks	1993
Boston Celtics	1993-94
Sacramento Kings	1995
Philadelphia 76ers	1995

Alarie, Mark	1987
Denver Nuggets	1987
Washington Bullets	1988-91

Allen, Grayson	2019
Utah Jazz	2019
Memphis Grizzlies	2020-21
Milwaukee Bucks	2022-23
Phoenix Suns	2024

Armstrong, Tate	1978-79
Chicago Bulls	1978-79

Boozer, Carlos Cleveland Cavaliers.....2003-04 Utah Jazz.....2005-10 Chicago Bulls.....2011-14 Los Angeles Lakers.....2015	Portland Trail Blazers2016 Philadelphia 76ers2017	Chicago Bulls1976-77	Taylor, Vince New York Knicks.....1983
Brand, Elton Chicago Bulls.....2000-01 Los Angeles Clippers.....2002-08 Philadelphia 76ers.....2009-12, 2016 Dallas Mavericks.....2013 Atlanta Hawks.....2014-15	Heyman, Art New York Knicks.....1964-65 Cincinnati Royals.....1966 Philadelphia 76ers.....1966 New Jersey Americans.....1968 Pittsburgh Pipers.....1968, 1970 Minnesota Muskies.....1969 Miami Floridians.....1970	McLeod, Roshown Atlanta Hawks.....1999-01 Philadelphia 76ers.....2001	Thomas, Lance New Orleans Hornets/Pelicans.....2012-14 Oklahoma City Thunder.....2015 New York Knicks.....2015-19 Brooklyn Nets.....2020
Carey Jr., Vernon Charlotte Hornets.....2021-22 Washington Wizards.....2022	Hill, Grant Detroit Pistons.....1995-00 Orlando Magic.....2001-07 Phoenix Suns.....2008-12 Los Angeles Clippers.....2013	McRoberts, Josh Portland Trail Blazers.....2008 Indiana Pacers.....2009-11 Los Angeles Lakers.....2012 Orlando Magic.....2013 Charlotte Bobcats.....2013-14 Miami Heat.....2015-17 Dallas Mavericks.....2018	Trent Jr., Gary Portland Trail Blazers.....2019-21 Toronto Raptors.....2021-24
Carter Jr., Wendell Chicago Bulls.....2019-21 Orlando Magic.....2021-24	Hood, Rodney Utah Jazz.....2015-18 Cleveland Cavaliers.....2018-19 Portland Trail Blazers.....2019-21 Toronto Raptors.....2021 Milwaukee Bucks.....2022 Los Angeles Clippers.....2022	Melchionni, Gary Phoenix Suns.....1974-75	Vacendak, Steve Pittsburgh Pipers.....1968, 1970 Minnesota Pipers.....1969-70 Miami Floridians.....1970
Cook, Quinn Dallas Mavericks.....2017 New Orleans Pelicans.....2017 Golden State Warriors.....2018-19 Los Angeles Lakers.....2020-21 Cleveland Cavaliers.....2021	Hurley, Bobby Sacramento Kings.....1994-98 Vancouver Grizzlies.....1998	Moore Jr., Wendell Minnesota Timberwolves.....2023-24	Verga, Bob Dallas Chaparrals.....1968 Denver Rockets.....1969 New York Nets.....1969 Houston Mavericks.....1969 Carolina Cougars.....1970-72 Pittsburgh Condors.....1972 Portland Trail Blazers.....1974
Crow, Mark New Jersey Nets.....1978	Ingram, Brandon Los Angeles Lakers.....2017-19 New Orleans Pelicans.....2020-24	Mullins, Jeff St. Louis Hawks.....1965-66 San Francisco Warriors.....1967-71 Golden State Warriors.....1972-76	Williams, Jay Chicago Bulls.....2003
Curry, Seth Memphis Grizzlies.....2014 Cleveland Cavaliers.....2014 Phoenix Suns.....2015 Sacramento Kings.....2016 Dallas Mavericks.....2017, 2020 Portland Trail Blazers.....2019 Philadelphia 76ers.....2021-22 Brooklyn Nets.....2022 Dallas Mavericks.....2023-24 Charlotte Hornets.....2024	Irvine, Kyrie Cleveland Cavaliers.....2012-17 Boston Celtics.....2018-19 Brooklyn Nets.....2020-22 Dallas Mavericks.....2023-24	Nelson, DeMarcus Golden State Warriors.....2009	Williams, Shelden Atlanta Hawks.....2007-08 Sacramento Kings.....2008-09 Minnesota Timberwolves.....2009 Boston Celtics.....2010 Denver Nuggets.....2011 New York Knicks.....2011 New Jersey Nets.....2012
Davis, Brian Minnesota Timberwolves.....1994	Jackson, Frank New Orleans Pelicans.....2019-20 Detroit Pistons.....2021-22	Nessley, Martin Los Angeles Clippers.....1988 Sacramento Kings.....1988	Williams, Mark Charlotte Hornets.....2023-24
Dawkins, Andre Miami Heat.....2015	Jefferson, Amile Orlando Magic.....2019-20	Okafor, Jahlil Philadelphia 76ers.....2016-18 Brooklyn Nets.....2018 New Orleans Pelicans.....2019-20 Detroit Pistons.....2021	Williamson, Zion New Orleans Pelicans.....2020-24
Dawkins, Johnny San Antonio Spurs.....1987-89 Philadelphia 76ers.....1990-94 Detroit Pistons.....1995	Johnson, Jalen Atlanta Hawks.....2022-24	Parker, Jabari Milwaukee Bucks.....2015-18 Chicago Bulls.....2019 Washington Wizards.....2019 Atlanta Hawks.....2020 Sacramento Kings.....2020-21 Boston Celtics.....2021-22	Winslow, Justise Miami Heat.....2016-20 Memphis Grizzlies.....2021 Los Angeles Clippers.....2022 Portland Trail Blazers.....2022
Deng, Luol Chicago Bulls.....2005-14 Cleveland Cavaliers.....2014 Miami Heat.....2015-16 Los Angeles Lakers.....2017-18 Minnesota Timberwolves.....2019	Jones, Dahntay Memphis Grizzlies.....2004-07 Sacramento Kings.....2008 Denver Nuggets.....2009 Indiana Pacers.....2010-12 Dallas Mavericks.....2013 Atlanta Hawks.....2013 Los Angeles Clippers.....2015 Cleveland Cavaliers.....2016-17	Parks, Cherokee Dallas Mavericks.....1996 Minnesota Timberwolves.....1997-98 Vancouver Grizzlies.....1999-00 Los Angeles Clippers.....2001, 2003 Washington Wizards.....2001 San Antonio Spurs.....2002 Golden State Warriors.....2004	Whitehead, Darik Brooklyn Nets.....2024
DeLaurier, Javin Milwaukee Bucks.....2022	Jones, Tre San Antonio Spurs.....2021-24	Plumlee, Marshall New York Knicks.....2017 Milwaukee Bucks.....2018	FLORIDA STATE (44) JOINED ACC IN JULY 1991
Dennard, Kenny Kansas City Kings.....1982-83 Denver Nuggets.....1984	Jones, Tyus Minnesota Timberwolves.....2016-19 Memphis Grizzlies.....2020-23 Washington Wizards.....2024	Plumlee, Mason Brooklyn Nets.....2014-15 Portland Trail Blazers.....2016-17 Denver Nuggets.....2017-20 Detroit Pistons.....2021 Charlotte Hornets.....2022-23 Los Angeles Clippers.....2023-24	Alabi, Solomon Toronto Raptors.....2011-12
Denton, Randy Carolina Cougars.....1972 Memphis Pros.....1972 Memphis Tams.....1973-74 Utah Stars.....1975-76 St. Louis Spirits.....1976 Atlanta Hawks.....1977	Kelly, Ryan Los Angeles Lakers.....2014-16 Atlanta Hawks.....2017	Plumlee, Miles Indiana Pacers.....2013 Phoenix Suns.....2014-15 Milwaukee Bucks.....2015-16 Charlotte Hornets.....2017 Atlanta Hawks.....2018-19	Allen, Randy Sacramento Kings.....1989-90
Duhon, Chris Chicago Bulls.....2005-08 New York Knicks.....2009-10 Orlando Magic.....2011-12 Los Angeles Lakers.....2013	Kennard, Luke Detroit Pistons.....2018-20 Los Angeles Clippers.....2021-23 Memphis Grizzlies.....2023-24	Randolph, Shavlik Philadelphia 76ers.....2006-08 Portland Trail Blazers.....2009-10 Miami Heat.....2010 Boston Celtics.....2013, 2015 Phoenix Suns.....2014-15	Bacon, Dwayne Charlotte Hornets.....2018-20 Orlando Magic.....2021
Dunleavy, Mike Golden State Warriors.....2003-07 Indiana Pacers.....2007-11 Milwaukee Bucks.....2012-13 Chicago Bulls.....2014-16 Cleveland Cavaliers.....2017 Atlanta Hawks.....2017	Kennedy, Joe Seattle SuperSonics.....1969-70 Pittsburgh Pipers.....1971	Reddish, Cam Atlanta Hawks.....2020-22 New York Knicks.....2022-23 Portland Trail Blazers.....2023 Los Angeles Lakers.....2024	Barnes, Scottie Toronto Raptors.....2022-24
Duval, Trevon Milwaukee Bucks.....2019	Kistler, Doug New York Knicks.....1962	Redick, J.J. Orlando Magic.....2007-13 Milwaukee Bucks.....2013 Los Angeles Clippers.....2014-17 Philadelphia 76ers.....2018-19 New Orleans Pelicans.....2020-21 Dallas Mavericks.....2021	Beasley, Malik Denver Nuggets.....2017-20 Minnesota Timberwolves.....2020-22 Utah Jazz.....2022-23 Los Angeles Lakers.....2023 Milwaukee Bucks.....2024
Ewing, Daniel Los Angeles Clippers.....2006-07	Laettner, Christian Minnesota Timberwolves.....1993-96 Atlanta Hawks.....1996-98 Detroit Pistons.....1999-00 Dallas Mavericks.....2001 Washington Wizards.....2001-04 Miami Heat.....2005	Riedy, Robert Houston Mavericks.....1968	Cassell, Sam Houston Rockets.....1994-96 Phoenix Suns.....1997 Dallas Mavericks.....1997 New Jersey Nets.....1997-99 Milwaukee Bucks.....1999-03 Minnesota Timberwolves.....2004-05 Los Angeles Clippers.....2006-08 Boston Celtics.....2008
Ferry, Danny Cleveland Cavaliers.....1991-00 San Antonio Spurs.....2001-03	Lang, Antonio Phoenix Suns.....1995 Cleveland Cavaliers.....1996-97, 1999 Miami Heat.....1998 Toronto Raptors.....2000 Philadelphia 76ers.....2000	Rivers, Austin New Orleans Hornets/Pelicans.....2013-15 Los Angeles Clippers.....2015-18 Washington Wizards.....2019 Houston Rockets.....2019-20 New York Knicks.....2021 Denver Nuggets.....2021-22	Clyde, Benji Boston Celtics.....1975
Ganitt, Robert Washington Capitols.....1947	Langdon, Trajan Cleveland Cavaliers.....2000-02	Singler, Kyle Detroit Pistons.....2013-15 Oklahoma City Thunder.....2015-18	Collins, James Los Angeles Lakers.....1998
Giles, Harry Sacramento Kings.....2019-20 Portland Trail Blazers.....2021 Brooklyn Nets.....2023-24 Los Angeles Lakers.....2024	Lewis, Mike Indiana Pacers.....1969 Minnesota Pipers.....1969 Pittsburgh Pipers.....1970 Pittsburgh Condors.....1971-72 Carolina Cougars.....1973-74	Smith, Nolan Portland Trail Blazers.....2012-13	Cowens, Dave Boston Celtics.....1971-80 Milwaukee Bucks.....1983
Gminski, Mike New Jersey Nets.....1981-88 Philadelphia 76ers.....1988-91 Charlotte Hornets.....1991-94 Milwaukee Bucks.....1994	Lively II, Dereck Dallas Mavericks.....2024	Spanarkel, Jim Philadelphia 76ers.....1980 Dallas Mavericks.....1981-84	Davis, Harry Cleveland Cavaliers.....1979 San Antonio Spurs.....1980
Griffin Jr., A.J. Atlanta Hawks.....2023-24	Maggette, Corey Orlando Magic.....2000 Los Angeles Clippers.....2001-08 Golden State Warriors.....2009-10 Milwaukee Bucks.....2011 Charlotte Bobcats.....2012 Detroit Pistons.....2013	Stanley, Cassius Indiana Pacers.....2021 Detroit Pistons.....2022	Dawson, Tony Sacramento Kings.....1991 Boston Celtics.....1995
Groat, Dick Fort Wayne Pistons.....1953	Marin, Jack Baltimore Bullets.....1967-72 Houston Rockets.....1973-74 Buffalo Braves.....1974-76	Tatum, Jayson Boston Celtics.....2017-24	Dillard, Mickey Cleveland Cavaliers.....1982
Henderson, David Philadelphia 76ers.....1988			Douglas, Toney New York Knicks.....2010-12 Houston Rockets.....2013 Sacramento Kings.....2013 Golden State Warriors.....2014 Miami Heat.....2014 New Orleans Pelicans.....2015-16 Memphis Grizzlies.....2017
Henderson, Gerald Charlotte Bobcats/Hornets.....2010-15			Edwards, Douglas Atlanta Hawks.....1994-95 Vancouver Grizzlies.....1996
			Fedor, Dave San Francisco Warriors.....1963
			Forrest, Trent Utah Jazz.....2021-22 Atlanta Hawks.....2023-24

Garrett, Rowland	
Chicago Bulls.....	1973-76
Cleveland Cavaliers.....	1976-77
Milwaukee Bucks.....	1977
Gray, RaiQuan	
Brooklyn Nets.....	2023
San Antonio Spurs.....	2024
Isaac, Jonathan	
Orlando Magic.....	2018-24
Jackson, Randell	
Washington Wizards.....	1999
Dallas Mavericks.....	2000
Jackson, Tony	
Los Angeles Lakers.....	1981
James, Bernard	
Dallas Mavericks.....	2013-15
Johnson, Alexander	
Memphis Grizzlies.....	2007
Miami Heat.....	2008
Kabengele, Mfondu	
Los Angeles Clippers.....	2020-21
Cleveland Cavaliers.....	2021
King, Ron	
Kentucky Colonels.....	1974
Mann, Terance	
Los Angeles Clippers.....	2020-24
Mayes, Tharon	
Philadelphia 76ers.....	1992
Los Angeles Clippers.....	1992
McCloud, George	
Indiana Pacers.....	1990-93
Dallas Mavericks.....	1995-97
Los Angeles Lakers.....	1997
Phoenix Suns.....	1998-99
Denver Nuggets.....	2000-02
Rathan-Mayes, Xavier	
Memphis Grizzlies.....	2018
Reid, Ryan	
Oklahoma City Thunder.....	2012
Royals, Reggie	
San Diego Conquistadors.....	1975
Singleton, Chris	
Washington Wizards.....	2012-14
Sura, Bob	
Cleveland Cavaliers.....	1996-00
Golden State Warriors.....	2001-03
Detroit Pistons.....	2004
Atlanta Hawks.....	2004
Houston Rockets.....	2005
Thomas, Irv	
Los Angeles Lakers.....	1991
Thornton, Al	
Los Angeles Clippers.....	2008-10
Washington Wizards.....	2010-11
Golden State Warriors.....	2011
Vassell, Devin	
San Antonio Spurs.....	2021-24
Wafer, Von	
Los Angeles Lakers.....	2006
Los Angeles Clippers.....	2007
Denver Nuggets.....	2008
Portland Trail Blazers.....	2008
Houston Rockets.....	2009
Boston Celtics.....	2011
Orlando Magic.....	2012
Walker, M.J.	
Phoenix Suns.....	2022
Ward, Charlie	
New York Knicks.....	1995-04
San Antonio Spurs.....	2004
Houston Rockets.....	2005
White, Okaro	
Miami Heat.....	2017-18
Washington Wizards.....	2019
Williams, Patrick	
Chicago Bulls.....	2021-24
Wiggins, Mitchell	
Chicago Bulls.....	1984
Houston Rockets.....	1985-87, 1990
Philadelphia 76ers.....	1992
Williams, Willie Earl	
Boston Celtics.....	1971
Cincinnati Royals.....	1971
GEORGIA TECH (41) JOINED ACC IN APRIL 1978	
Alvarado, Jose	
New Orleans Pelicans.....	2022-24
Anderson, Kenny	
New Jersey Nets.....	1992-96
Charlotte Hornets.....	1996
Portland Trail Blazers.....	1997-98
Boston Celtics.....	1998-02
Seattle SuperSonics.....	2003
New Orleans Hornets.....	2003
Indiana Pacers.....	2004
Atlanta Hawks.....	2005
Los Angeles Clippers.....	2005
Barry, Drew	
Atlanta Hawks.....	1998, 2000
Seattle SuperSonics.....	1999
Golden State Warriors.....	2000

Barry, Jon	
Milwaukee Bucks.....	1993-95
Golden State Warriors.....	1996
Atlanta Hawks.....	1997, 2005
Los Angeles Lakers.....	1998
Sacramento Kings.....	1999-01
Detroit Pistons.....	2002-03
Denver Nuggets.....	2004
Houston Rockets.....	2005-06
Best, Travis	
Indiana Pacers.....	1996-02
Chicago Bulls.....	2002
Miami Heat.....	2003
Dallas Mavericks.....	2004
New Jersey Nets.....	2005
Bosh, Chris	
Toronto Raptors.....	2004-10
Miami Heat.....	2011-16
Bynum, Will	
Golden State Warriors.....	2006
Detroit Pistons.....	2009-14
Washington Wizards.....	2015
Caldwell, Jim	
New York Knicks.....	1968
New Jersey Americans.....	1968
Kentucky Colonels.....	1968-69
Collier, Jason	
Houston Rockets.....	2001-03
Atlanta Hawks.....	2004-05
Crittenton, Javaris	
Los Angeles Lakers.....	2008
Memphis Grizzlies.....	2008-09
Washington Wizards.....	2009
Favors, Derrick	
New Jersey Nets.....	2011
Utah Jazz.....	2011-19, 2021
New Orleans Pelicans.....	2020
Oklahoma City Thunder.....	2022
Ferrell, Duane	
Atlanta Hawks.....	1989-94
Indiana Pacers.....	1995-97
Golden State Warriors.....	1998-99
Geiger, Matt	
Miami Heat.....	1993-95
Charlotte Hornets.....	1996-98
Philadelphia 76ers.....	1999-02
Georges-Hunt, Marcus	
Orlando Magic.....	2017
Minnesota Timberwolves.....	2018
Glover, Dion	
Atlanta Hawks.....	2000-04
Toronto Raptors.....	2004
San Antonio Spurs.....	2005
Hammonds, Tom	
Washington Bullets.....	1990-92
Charlotte Hornets.....	1993
Denver Nuggets.....	1993-97
Minnesota Timberwolves.....	1998-01
Harpring, Matt	
Orlando Magic.....	1999-00
Cleveland Cavaliers.....	2001
Philadelphia 76ers.....	2002
Utah Jazz.....	2003-09
Jack, Jarrett	
Portland Trail Blazers.....	2006-08
Indiana Pacers.....	2009
Toronto Raptors.....	2010-11
New Orleans Hornets.....	2011-12
Golden State Warriors.....	2013
Cleveland Cavaliers.....	2014
Brooklyn Nets.....	2015-16
New Orleans Pelicans.....	2017
New York Knicks.....	2018
Jones, Alvin	
Philadelphia 76ers.....	2002
Joseph, Yvon	
New Jersey Nets.....	1986
Lawal, Gani	
Phoenix Suns.....	2011
Mackey, Malcolm	
Phoenix Suns.....	1994
Marbury, Stephon	
Minnesota Timberwolves.....	1997-99
New Jersey Nets.....	1999-01
Phoenix Suns.....	2002-04
New York Knicks.....	2004-08
Boston Celtics.....	2009
Morrow, Anthony	
Golden State Warriors.....	2009-10
New Jersey Nets.....	2011-12
Atlanta Hawks.....	2013
Dallas Mavericks.....	2013
New Orleans Pelicans.....	2014
Oklahoma City Thunder.....	2015-17
Chicago Bulls.....	2017
Neal, Craig	
Portland Trail Blazers.....	1989
Miami Heat.....	1989
Denver Nuggets.....	1991
Newbill, Ivano	
Detroit Pistons.....	1995

Atlanta Hawks.....	1997
Vancouver Grizzlies.....	1998
Nolan, James	
Philadelphia Warriors.....	1950
Okogie, Josh	
Minnesota Timberwolves.....	2019-22
Phoenix Suns.....	2023-24
Oliver, Brian	
Philadelphia 76ers.....	1991-92
Washington Bullets.....	1995
Atlanta Hawks.....	1998
Price, Mark	
Cleveland Cavaliers.....	1987-95
Washington Bullets.....	1996
Golden State Warriors.....	1997
Orlando Magic.....	1998
Rice Jr., Glen	
Washington Wizards.....	2014-15
Salley, John	
Detroit Pistons.....	1987-92
Miami Heat.....	1993-95
Chicago Bulls.....	1996
Toronto Raptors.....	1996
Los Angeles Lakers.....	2000
Schenscher, Luke	
Chicago Bulls.....	2006
Portland Trail Blazers.....	2007
Scott, Dennis	
Orlando Magic.....	1991-97
Dallas Mavericks.....	1998
Phoenix Suns.....	1998
New York Knicks.....	1999
Minnesota Timberwolves.....	1999
Vancouver Grizzlies.....	2000
Shumpert, Iman	
New York Knicks.....	2012-15
Cleveland Cavaliers.....	2015-18
Sacramento Kings.....	2019
Houston Rockets.....	2019
Brooklyn Nets.....	2020-21
Steppe, Brook	
Kansas City Kings.....	1983
Indiana Pacers.....	1984
Detroit Pistons.....	1985
Sacramento Kings.....	1987
Portland Trail Blazers.....	1989
Vinson, Fred	
Atlanta Hawks.....	1995
Seattle SuperSonics.....	2000
Wagner, Phil	
Indiana Pacers.....	1969
West, Mario	
Atlanta Hawks.....	2008-10
New Jersey Nets.....	2011
Wright, Moses	
Los Angeles Clippers.....	2022
Dallas Mavericks.....	2022
Young, Thaddeus	
Philadelphia 76ers.....	2008-14
Minnesota Timberwolves.....	2015
Brooklyn Nets.....	2016
Indiana Pacers.....	2017-19
Chicago Bulls.....	2020-21
San Antonio Spurs.....	2022
Toronto Raptors.....	2022-24
Phoenix Suns.....	2024
LOUISVILLE (60) JOINED ACC IN JULY 2014	
Adel, Deng	
Cleveland Cavaliers.....	2019
Bacon, Henry	
San Diego Conquistadors.....	1973
Beard, Butch	
Atlanta Hawks.....	1970
Cleveland Cavaliers.....	1972, 1976
Seattle SuperSonics.....	1973
Golden State Warriors.....	1974-75
New York Knicks.....	1976-79
Bond, Phillip	
Houston Rockets.....	1978
Bridgeman, Junior	
Milwaukee Bucks.....	1976-84, 1987
Los Angeles Clippers.....	1985-86
Burkman, Roger	
Chicago Bulls.....	1982
Clark, Earl	
Phoenix Suns.....	2010-11
Orlando Magic.....	2011-12
Los Angeles Lakers.....	2013
Cleveland Cavaliers.....	2014
New York Knicks.....	2014
Brooklyn Nets.....	2015
Coleman, Jack	
Rochester Royals.....	1950-56
St. Louis Hawks.....	1956-58
Cox, Wesley	
Golden State Warriors.....	1978-79
Dieng, Gorgui	
Minnesota Timberwolves.....	2014-20
Memphis Grizzlies.....	2020-21
San Antonio Spurs.....	2021

Atlanta Hawks.....	2022
Eaves, Jerry	
Utah Jazz.....	1983-84
Atlanta Hawks.....	1985
Sacramento Kings.....	1987
Ellison, Pervis	
Sacramento Kings.....	1990
Washington Bullets.....	1991-94
Boston Celtics.....	1995-00
Seattle SuperSonics.....	2001
Gaines, Reece	
Orlando Magic.....	2004
Houston Rockets.....	2005
Milwaukee Bucks.....	2005-06
Garcia, Francisco	
Sacramento Kings.....	2006-13
Houston Rockets.....	2013-15
Gordon, Lancaster	
Los Angeles Clippers.....	1985-88
Griffith, Darrell	
Utah Jazz.....	1981-91
Grosso, Mike	
Pittsburgh Condors.....	1972
Harmon, Jerome	
Philadelphia 76ers.....	1995
Harrell, Montrezl	
Houston Rockets.....	2016-17
Los Angeles Clippers.....	2018-20
Los Angeles Lakers.....	2021
Washington Wizards.....	2022
Charlotte Hornets.....	2022
Philadelphia 76ers.....	2023
Johnson, David	
Toronto Raptors.....	2022
Jones, Carl	
Dallas Mavericks.....	2022
Denver Nuggets.....	2022
Jones, Charles	
Phoenix Suns.....	1985-86
Portland Trail Blazers.....	1988
Washington Bullets.....	1989
Lee, Damion	
Atlanta Hawks.....	2018
Golden State Warriors.....	2019-22
Phoenix Suns.....	2022-24
Mathiang, Mangok	
Charlotte Hornets.....	2018
McCray, Rodney	
Houston Rockets.....	1984-88
Sacramento Kings.....	1989-90
Dallas Mavericks.....	1991-92
Chicago Bulls.....	1993
McCray, Scooter	
Seattle SuperSonics.....	1984-85
Cleveland Cavaliers.....	1987
Minor, Greg	
Boston Celtics.....	1995-99
Mitchell, Donovan	
Utah Jazz.....	2018-22
Cleveland Cavaliers.....	2023-24
Morton, Dwayne	
Golden State Warriors.....	1995
Murphy, Allen	
Kentucky Colonels.....	1976
Los Angeles Lakers.....	1977
Naber, Bob	
Indianapolis Olympians.....	1953
Noble, Chuck	
Fort Wayne Pistons.....	1956-57
Detroit Pistons.....	1958-62
Nwora, Jordan	
Milwaukee Bucks.....	2021-23
Indiana Pacers.....	2023-24
Toronto Raptors.....	2024
Olsen, Bud	
Cincinnati Royals.....	1963-66
San Francisco Warriors.....	1966-67
Seattle SuperSonics.....	1968
Boston Celtics.....	1969
Detroit Pistons.....	1969
Kentucky Colonels.....	1970
Onuaku, Chinanu	
Houston Rockets.....	2017-18
Payne, Kenny	
Philadelphia 76ers.....	1990-93
Price, Jim	
Los Angeles Lakers.....	1973-75
Milwaukee Bucks.....	1975-77
Buffalo Braves.....	1977
Denver Nuggets.....	1977-78
Detroit Pistons.....	1978
Los Angeles Lakers.....	1979
Rollins, Phil	
Philadelphia Warriors.....	1959
Cincinnati Royals.....	1959-61
St. Louis Hawks.....	1961
New York Knicks.....	1961
Rozier, Clifford	
Golden State Warriors.....	1995-97
Toronto Raptors.....	1997
Minnesota Timberwolves.....	1998

Rozier, Terry	
Boston Celtics.....	2016-19
Charlotte Hornets.....	2020-24
Miami Heat.....	2024
Samuels, Samardo	
Cleveland Cavaliers.....	2011-13
Sims, Alvin	
Phoenix Suns.....	1999
Siva, Peyton	
Detroit Pistons.....	2014
Smith, Chris	
New York Knicks.....	2014
Smith, Derek	
Golden State Warriors.....	1983
San Diego/Los Angeles Clippers.....	1984-86
Sacramento Kings.....	1987-89
Philadelphia 76ers.....	1989-90
Boston Celtics.....	1991
Smith, Jerry	
New Jersey Nets.....	2012
Smith, LaBradford	
Washington Bullets.....	1992-94
Sacramento Kings.....	1994
Smith, Russ	
New Orleans Pelicans.....	2015
Memphis Grizzlies.....	2015-16
Spalding, Ray	
Dallas Mavericks.....	2019
Phoenix Suns.....	2019
Houston Rockets.....	2021
Spencer, Felton	
Minnesota Timberwolves.....	1990-93
Utah Jazz.....	1994-96
Orlando Magic.....	1997
Golden State Warriors.....	1997-99
San Antonio Spurs.....	2000
New York Knicks.....	2001-02
Thomas, Ron	
Kentucky Colonels.....	1973-76
Thompson, Billy	
Los Angeles Lakers.....	1987-88
Miami Heat.....	1989-91
Golden State Warriors.....	1992
Turner, John	
Chicago Packers.....	1962
Tyra, Charlie	
New York Knicks.....	1958-61
Chicago Packers.....	1962
Unsel, Wes	
Baltimore/Washington Bullets.....	1969-81
Wagner, Milt	
Los Angeles Lakers.....	1988
Miami Heat.....	1991
Walker, Samaki	
Dallas Mavericks.....	1997-99
San Antonio Spurs.....	2000-01
Los Angeles Lakers.....	2002-03
Miami Heat.....	2004
Washington Wizards.....	2005
Indiana Pacers.....	2006
Wheat, DeJuan	
Minnesota Timberwolves.....	1998
Vancouver Grizzlies.....	1999
Williams, Terrance	
New Jersey Nets.....	2010-11
Houston Rockets.....	2011-12
Sacramento Kings.....	2012
Boston Celtics.....	2013
Wilson, Rick	
Atlanta Hawks.....	1979-80
Williams, Malik	
Toronto Raptors.....	2024
MIAMI (18) JOINED ACC IN JULY 2004	
Allen, Willie	
Miami Floridians.....	1972
Barry, Rick	
San Francisco Warriors.....	1966-67
Oakland Oaks.....	1969
Washington Capitols.....	1970
New York Nets.....	1971-72
Golden State Warriors.....	1973-78
Houston Rockets.....	1979-80
Brown, Bruce	
Detroit Pistons.....	2019-20
Brooklyn Nets.....	2021-22
Denver Nuggets.....	2022-23
Indiana Pacers.....	2023-24
Toronto Raptors.....	2024
Diaz, Guillermo	
Los Angeles Clippers.....	2008
Hernandez, Dewan	
Toronto Raptors.....	2020
Hite, Robert	
Miami Heat.....	2007
Horford, Tito	
Milwaukee Bucks.....	1989-90
Washington Bullets.....	1994
James, Tim	
Miami Heat.....	2000
Charlotte Hornets.....	2001

Philadelphia 76ers.....	2002
Jones, DeQuan	
Orlando Magic.....	2013
Jones, James	
Indiana Pacers.....	2004-05
Phoenix Suns.....	2006-07
Portland Trail Blazers.....	2008
Miami Heat.....	2009-14
Cleveland Cavaliers.....	2015-17
Larkin, Shane	
Dallas Mavericks.....	2014
New York Knicks.....	2015
Brooklyn Nets.....	2016
Boston Celtics.....	2018
Mac, Sheldon	
Washington Wizards.....	2017
McKinney-Jones, Trey	
Indiana Pacers.....	2018
Miller, Jordan	
Los Angeles Clippers.....	2024
Reed, Davon	
Phoenix Suns.....	2018
Indiana Pacers.....	2019
Denver Nuggets.....	2022
Salmons, John	
Philadelphia 76ers.....	2003-06
Sacramento Kings.....	2007-09, 2012-14
Chicago Bulls.....	2009-10
Milwaukee Bucks.....	2010-11
Toronto Raptors.....	2014
New Orleans Pelicans.....	2015
Walker IV, Lonnie	
San Antonio Spurs.....	2019-22
Los Angeles Lakers.....	2022-23
Brooklyn Nets.....	2023-24
Wong, Isaiah	
Indiana Pacers.....	2024
NORTH CAROLINA (96)	
Anthony, Cole	
Orlando Magic.....	2021-24
Barnes, Harrison	
Golden State Warriors.....	2013-16
Dallas Mavericks.....	2017-19
Sacramento Kings.....	2019-24
Bradley, Dudley	
Indiana Pacers.....	1980-81
Phoenix Suns.....	1982
Chicago Bulls.....	1983
Washington Bullets.....	1985-86
Milwaukee Bucks.....	1987-88
New Jersey Nets.....	1988
Atlanta Hawks.....	1989
Bradley, Tony	
Utah Jazz.....	2018-20
Philadelphia 76ers.....	2021
Oklahoma City Thunder.....	2021
Chicago Bulls.....	2022
Brennan, Pete	
New York Knicks.....	1959
Brown, Larry	
New Orleans Buccaneers.....	1968
Oakland Oaks.....	1969
Washington Caps.....	1970
Virginia Squires.....	1971
Denver Rockets.....	1971-72
Bucknall, Steve	
Los Angeles Lakers.....	1990
Bullock, Reggie	
Los Angeles Clippers.....	2014-15
Phoenix Suns.....	2015
Detroit Pistons.....	2016-19
Los Angeles Lakers.....	2019
New York Knicks.....	2020-21
Dallas Mavericks.....	2022-23
Houston Rockets.....	2023-24
Bunting, Bill	
Carolina Cougars.....	1970
New York Nets.....	1971
Virginia Squires.....	1971-72
Carter, Vince	
Toronto Raptors.....	1999-05
New Jersey Nets.....	2005-09
Orlando Magic.....	2010-11
Phoenix Suns.....	2011
Dallas Mavericks.....	2012-14
Memphis Grizzlies.....	2015-17
Sacramento Kings.....	2018
Atlanta Hawks.....	2019-20
Chamberlain, Bill	
Kentucky Colonels.....	1973
Memphis Tams.....	1973
Phoenix Suns.....	1974
Chilcutt, Pete	
Sacramento Kings.....	1992-94
Detroit Pistons.....	1994
Houston Rockets.....	1995-96
Vancouver Grizzlies.....	1997-99
Utah Jazz.....	2000
Cleveland Cavaliers.....	2000
Los Angeles Clippers.....	2000-01

Crompton, Geoff	
Denver Nuggets.....	1979
Portland Trail Blazers.....	1981
Milwaukee Bucks.....	1982
San Antonio Spurs.....	1983
Cleveland Cavaliers.....	1984
Cunningham, Billy	
Philadelphia 76ers.....	1966-72, 1975-76
Carolina Cougars.....	1973-74
Daugherty, Brad	
Cleveland Cavaliers.....	1987-94
Davis, Ed	
Toronto Raptors.....	2011-12
Memphis Grizzlies.....	2013-14
Los Angeles Lakers.....	2015
Portland Trail Blazers.....	2016-18
Brooklyn Nets.....	2019
Utah Jazz.....	2020
Minnesota Timberwolves.....	2021
Cleveland Cavaliers.....	2022
Davis, Hubert	
New York Knicks.....	1993-96
Toronto Raptors.....	1997
Dallas Mavericks.....	1998-01
Washington Wizards.....	2001-02
Detroit Pistons.....	2003-04
New Jersey Nets.....	2004
Davis, Walter	
Phoenix Suns.....	1978-88
Denver Nuggets.....	1989-91, 1992
Portland Trail Blazers.....	1991
Dillon, John	
Washington Capitals.....	1950
Ellington, Wayne	
Minnesota Timberwolves.....	2010-12
Memphis Grizzlies.....	2013
Cleveland Cavaliers.....	2013
Dallas Mavericks.....	2014
Los Angeles Lakers.....	2015, 2022
Brooklyn Nets.....	2016
Miami Heat.....	2017-19
Detroit Pistons.....	2019, 2021
New York Knicks.....	2020
Elston, Darrell	
Virginia Squires.....	1975
Indiana Pacers.....	1977
Felton, Raymond	
Charlotte Bobcats.....	2006-10
New York Knicks.....	2011, 2013-14
Denver Nuggets.....	2011
Portland Trail Blazers.....	2012
Dallas Mavericks.....	2015-16
Los Angeles Clippers.....	2017
Oklahoma City Thunder.....	2018-19
Ford, Phil	
Kansas City Kings.....	1979-82
New Jersey Nets.....	1983
Milwaukee Bucks.....	1983
Houston Rockets.....	1984-85
Forte, Joseph	
Boston Celtics.....	2002
Seattle SuperSonics.....	2003
Fox, Rick	
Boston Celtics.....	1992-97
Los Angeles Lakers.....	1998-04
Glamack, George	
Akron Firestones.....	1942
Rochester Royals.....	1946-47
Indianapolis Kautskys.....	1948
Hammond Aces.....	1949
Indianapolis Jets.....	1949
Green, Danny	
Cleveland Cavaliers.....	2010
San Antonio Spurs.....	2011-18
Toronto Raptors.....	2019
Los Angeles Lakers.....	2020
Philadelphia 76ers.....	2021-22
Grubar, Dick	
Indiana Pacers.....	1970
Hairston, P.J.	
Charlotte Hornets.....	2015-16
Memphis Grizzlies.....	2016
Hansbrough, Tyler	
Indiana Pacers.....	2010-13
Toronto Raptors.....	2014-15
Charlotte Hornets.....	2016
Haywood, Brendan	
Washington Wizards.....	2002-10
Dallas Mavericks.....	2010-12
Charlotte Hornets.....	2013-14
Cleveland Cavaliers.....	2015
Henson, John	
Milwaukee Bucks.....	2013-19
Cleveland Cavaliers.....	2020
Detroit Pistons.....	2020
Hicks, Isaiah	
New York Knicks.....	2018-19
Jackson, Justin	
Sacramento Kings.....	2018-19
Dallas Mavericks.....	2019-20
Milwaukee Bucks.....	2021

Boston Celtics.....	2022
Phoenix Suns.....	2022
Jamison, Antawn	
Golden State Warriors.....	1999-03
Dallas Mavericks.....	2004
Washington Wizards.....	2005-10
Cleveland Cavaliers.....	2010-12
Los Angeles Lakers.....	2013
Los Angeles Clippers.....	2014
Johnson, Brice	
Los Angeles Clippers.....	2017-18
Memphis Grizzlies.....	2018
Johnson, Cameron	
Phoenix Suns.....	2020-22
Brooklyn Nets.....	2023-24
Jones, Bobby	
Denver Nuggets.....	1975-78
Philadelphia 76ers.....	1979-86
Jordan, Michael	
Chicago Bulls.....	1985-93, 1995-98
Washington Wizards.....	2002-03
Karl, George	
San Antonio Spurs.....	1974-78
Kearns, Tommy	
Syracuse Nationals.....	1959
Kuester, John	
Kansas City Kings.....	1978
Denver Nuggets.....	1979
Indiana Pacers.....	1980
Kupchak, Mitch	
Washington Bullets.....	1977-81
Los Angeles Lakers.....	1982, 1984-86
LaGarde, Tommy	
Denver Nuggets.....	1978
Seattle SuperSonics.....	1979-80
Dallas Mavericks.....	1981-82
New Jersey Nets.....	1985
Laresse, York	
Chicago Packers.....	1962
Philadelphia Warriors.....	1962
Lawson, Ty	
Denver Nuggets.....	2010-15
Indiana Pacers.....	2016
Houston Rockets.....	2016
Sacramento Kings.....	2017
Lebo, Jeff	
San Antonio Spurs.....	1990
Lewis, Bob	
San Francisco Warriors.....	1968-70
Cleveland Cavaliers.....	1971
Little, Nassir	
Portland Trail Blazers.....	2020-22
Phoenix Suns.....	2023-24
Lynch, George	
Los Angeles Lakers.....	1994-96
Vancouver Grizzlies.....	1997-98
Philadelphia 76ers.....	1999-01
Charlotte Hornets.....	2002
New Orleans Hornets.....	2003-05
Marshall, Kendall	
Phoenix Suns.....	2013
Los Angeles Lakers.....	2014
Milwaukee Bucks.....	2015
Philadelphia 76ers.....	2016
May, Sean	
Charlotte Bobcats.....	2006-09
Sacramento Kings.....	2010
McAdoo, James Michael	
Golden State Warriors.....	2015-17
Philadelphia 76ers.....	2018
McAdoo, Robert	
Buffalo Braves.....	1973-77
New York Knicks.....	1977-79
Boston Celtics.....	1979
Detroit Pistons.....	1980-81
New Jersey Nets.....	1981
Los Angeles Lakers.....	1982-85
Philadelphia 76ers.....	1986
McCants, Rashad	
Minnesota Timberwolves.....	2006-00
Sacramento Kings.....	2009
McInnis, Jeff	
Denver Nuggets.....	1997
Washington Wizards.....	1999
Los Angeles Clippers.....	2000-02
Portland Trail Blazers.....	2003-04
Cleveland Cavaliers.....	2004-05
New Jersey Nets.....	2006
Charlotte Bobcats.....	2007-08
McKinney, Horace (Bones)	
Washington Capitals.....	1947-51
Boston Celtics.....	1951-52
Miller, Bill	
Chicago Stags.....	1949
St. Louis Bombers.....	1949
Miller, Harry	
Toronto Huskies.....	1947
Miller, Larry	
Los Angeles Stars.....	1969-70
Carolina Cougars.....	1970-72
San Diego Conquistadors.....	1973-74

Virginia Squires	1974
Utah Stars	1975
Moe, Doug	
New Orleans Buccaneers	1968
Oakland Oaks	1969
Carolina Cougars	1970
Virginia Squires	1971-72
Montross, Eric	
Boston Celtics	1995-96
Dallas Mavericks	1997
New Jersey Nets	1997
Philadelphia 76ers	1998
Detroit Pistons	1998-01
Toronto Raptors	2001-02
Nance, Pete	
Cleveland Cavaliers	2023-24
Ndoye, Makhtar	
Vancouver Grizzlies	1999
Noel, David	
Milwaukee Bucks	2007
O'Koren, Mike	
New Jersey Nets	1981-86, 1988
Washington Bullets	1987
Paige, Marcus	
Charlotte Hornets	2018
Perkins, Sam	
Dallas Mavericks	1985-90
Los Angeles Lakers	1991-93
Seattle SuperSonics	1993-98
Indiana Pacers	1999-01
Phelps, Derrick	
Sacramento Kings	1995
Pinson, Theo	
Brooklyn Nets	2019-20
New York Knicks	2021
Dallas Mavericks	2022
Popson, Dave	
Los Angeles Clippers	1989
Miami Heat	1989
Boston Celtics	1991
Milwaukee Bucks	1992
Previs, Steve	
Carolina Cougars	1973
Reid, Herman (J.R.)	
Charlotte Hornets	1990-93, 1998
San Antonio Spurs	1993-96
New York Knicks	1996
Charlotte Hornets	1998
Los Angeles Lakers	1999
Milwaukee Bucks	2000
Cleveland Cavaliers	2001
Rosenbluth, Len	
Philadelphia Warriors	1958-59
Salvadori, Kevin	
Sacramento Kings	1997-98
Scott, Charlie	
Virginia Squires	1971-72
Phoenix Suns	1972-75
Boston Celtics	1976-78
Los Angeles Lakers	1978
Denver Nuggets	1979-80
Shaffer, Lee	
Syracuse Nationals	1962-63
Philadelphia 76ers	1964
Sharpe, Day'Ron	
Brooklyn Nets	2022-24
Smith, Kenny	
Sacramento Kings	1988-90
Atlanta Hawks	1990
Houston Rockets	1991-96
Detroit Pistons	1997
Orlando Magic	1997
Denver Nuggets	1997
Stackhouse, Jerry	
Philadelphia 76ers	1996-98
Detroit Pistons	1998-02
Washington Wizards	2003-04
Dallas Mavericks	2005-09
Milwaukee Bucks	2010
Miami Heat	2011
Atlanta Hawks	2012
Brooklyn Nets	2013
Wallace, Rasheed	
Washington Bullets	1996
Portland Trail Blazers	1997-04
Atlanta Hawks	2004
Detroit Pistons	2004-09
Boston Celtics	2010
New York Knicks	2013
Washington, Donald	
Denver Nuggets	1975
Utah Stars	1976
Wenstrom, Matt	
Boston Celtics	1994
White, Coby	
Chicago Bulls	2019-24
Williams, Jawad	
Cleveland Cavaliers	2009-11
Williams, Marvin	
Atlanta Hawks	2006-12
Utah Jazz	2013-14

Charlotte Hornets	2015-19
Milwaukee Bucks	2020
Williams, Scott	
Chicago Bulls	1991-94
Philadelphia 76ers	1995-99
Milwaukee Bucks	1999-01
Denver Nuggets	2002
Phoenix Suns	2003-04
Dallas Mavericks	2004
Cleveland Cavaliers	2005
Williams, Shammond	
Atlanta Hawks	1999
Seattle SuperSonics	2000-02
Boston Celtics	2003
Denver Nuggets	2003
Orlando Magic	2004
New Orleans Hornets	2004
Los Angeles Lakers	2007
Wolf, Joe	
Los Angeles Clippers	1988-90
Denver Nuggets	1991-92, 1998
Portland Trail Blazers	1993
Boston Celtics	1993
Charlotte Hornets	1995-96, 1999
Orlando Magic	1996
Milwaukee Bucks	1997
Wood, Al	
Atlanta Hawks	1982
San Diego Clippers	1982-83
Seattle SuperSonics	1984-86
Dallas Mavericks	1987
Worthy, James	
Los Angeles Lakers	1983-94
Wright, Brandon	
Golden State Warriors	2008-09, 2011
New Jersey Nets	2011
Dallas Mavericks	2012-15
Memphis Grizzlies	2016-18
Houston Rockets	2018
Wuycik, Dennis	
Carolina Cougars	1973-74
St. Louis Spirits	1975
Yonakor, Rich	
San Antonio Spurs	1982
Zeller, Tyler	
Cleveland Cavaliers	2013-14
Boston Celtics	2015-17
Brooklyn Nets	2018
Milwaukee Bucks	2018
Atlanta Hawks	2019
Memphis Grizzlies	2019
San Antonio Spurs	2020
NC STATE (46)	
Bailey, Thurl	
Utah Jazz	1984-92
Minnesota Timberwolves	1992-94
Utah Jazz	1999
Barber, Cat	
Atlanta Hawks	2022
Bartels, Eddie	
Denver Nuggets	1950
New York Knicks	1950
Washington Capitals	1951
Bell, Whitey	
New York Knicks	1960-61
Biedenbach, Eddie	
Phoenix Suns	1969
Brown, Charles (Chuck)	
Cleveland Cavaliers	1990-92, 2001
Los Angeles Lakers	1992
New Jersey Nets	1993
Dallas Mavericks	1994
Houston Rockets	1995-96
Milwaukee Bucks	1997
Phoenix Suns	1997
Atlanta Hawks	1998
Charlotte Hornets	1999-00
San Antonio Spurs	2002
Brown, Lorenzo	
Philadelphia 76ers	2014
Minnesota Timberwolves	2015
Phoenix Suns	2016
Toronto Raptors	2018-19
Burleson, Tom	
Seattle SuperSonics	1975-77
Kansas City Kings	1978-80
Atlanta Hawks	1981
Carr, Kenny	
Los Angeles Lakers	1978-80
Cleveland Cavaliers	1980-82
Detroit Pistons	1982
Portland Trail Blazers	1983-87
Charles, Lorenzo	
Atlanta Hawks	1986
Corchiani, Chris	
Orlando Magic	1992-93
Washington Bullets	1993
Boston Celtics	1994
Del Negro, Vinny	
Sacramento Kings	1989-90

San Antonio Spurs	1993-98
Milwaukee Bucks	1999-00
Golden State Warriors	2001
Phoenix Suns	2001-02
Dickey, Dick	
Boston Celtics	1952
Fuller, Todd	
Golden State Warriors	1997-98
Utah Jazz	1999
Charlotte Hornets	2000
Miami Heat	2001
Grundy, Anthony	
Atlanta Hawks	2006
Gugliotta, Tom	
Washington Bullets	1993-95
Golden State Warriors	1995
Minnesota Timberwolves	1995-98
Phoenix Suns	1999-04
Utah Jazz	2004
Boston Celtics	2005
Atlanta Hawks	2005
Hahn, Robert	
Chicago Stags	1950
Hickson, J.J.	
Cleveland Cavaliers	2009-11
Sacramento Kings	2012
Portland Trail Blazers	2012-13
Denver Nuggets	2014-16
Washington Wizards	2016
Hodge, Julius	
Denver Nuggets	2006-07
Milwaukee Bucks	2007
Horner, Dennis	
New Jersey Nets	2012
Howard, Brian	
Dallas Mavericks	1992-93
Katkaveck, Leo	
Washington Capitals	1949-50
Baltimore Bullets	1950
Lowe, Sidney	
Indiana Pacers	1984
Detroit Pistons	1985
Atlanta Hawks	1985
Charlotte Hornets	1989
Minnesota Timberwolves	1990
McMillan, Nate	
Seattle SuperSonics	1987-98
McQueen, Cozell	
Detroit Pistons	1987
Monroe, Rodney	
Atlanta Hawks	1992
Nevitt, Chuck	
Houston Rockets	1983, 1989-90
Los Angeles Lakers	1985-86
Detroit Pistons	1986-88
Chicago Bulls	1992
San Antonio Spurs	1994
Powell, Josh	
Dallas Mavericks	2006
Indiana Pacers	2007
Golden State Warriors	2007
Los Angeles Clippers	2008
Los Angeles Lakers	2009-10
Atlanta Hawks	2011
Houston Rockets	2014
Ranzino, Sammy	
Rochester Royals	1952
Richter, John	
Boston Celtics	1960
Rohloff, Ken	
St. Louis Hawks	1964
Seabron, Dereon	
New Orleans Pelicans	2022-24
Shackelford, Charles	
New Jersey Nets	1989-90
Philadelphia 76ers	1992-93
Minnesota Timberwolves	1995
Charlotte Hornets	1999
Shavlik, Ron	
New York Knicks	1957-58
Simmons, Cedric	
New Orleans Hornets	2007
Cleveland Cavaliers	2008
Chicago Bulls	2008-09
Sacramento Kings	2009
Smith Jr., Dennis	
Dallas Mavericks	2018-19
New York Knicks	2019-21
Detroit Pistons	2021
Portland Trail Blazers	2022
Charlotte Hornets	2022-23
Brooklyn Nets	2023-24
Smith, Terquavion	
Philadelphia 76ers	2024
Thompson, David	
Denver Nuggets	1976-82
Seattle SuperSonics	1983-84
Thompson, Kevin	
Portland Trail Blazers	1994
Towe, Monte	
Denver Nuggets	1976-77

Warren, T.J.	
Phoenix Suns	2015-19
Indiana Pacers	2020-23
Brooklyn Nets	2023-24
Phoenix Suns	2024
Washburn, Chris	
Golden State Warriors	1987-88
Atlanta Hawks	1988
Webb, Anthony (Spud)	
Atlanta Hawks	1986-91, 1996
Sacramento Kings	1992-95
Minnesota Timberwolves	1996
Orlando Magic	1998
Whitney, Charles (Hawkeye)	
Kansas City Kings	1981-82
Williams, C.J.	
Los Angeles Clippers	2018
Minnesota Timberwolves	2019
Williford, Vann	
Carolina Cougars	1971
NOTRE DAME (68) JOINED ACC IN JULY 2013	
Amzen, Bob	
New York Nets	1970
Cincinnati Royals	1971
Indiana Pacers	1973-74
Barnhorst, Leo	
Chicago Stags	1950
Indianapolis Olympians	1951-53
Baltimore Bullets	1954
Fort Wayne Pistons	1954
Batton, Dave	
Washington Bullets	1983
San Antonio Spurs	1984
Bennett, Elmer	
Cleveland Cavaliers	1995
Philadelphia 76ers	1996
Houston Rockets	1997
Denver Nuggets	1997
Boryla, Vince	
New York Knicks	1950-54
Brokaw, Gary	
Milwaukee Bucks	1974-77
Cleveland Cavaliers	1977
Buffalo Braves	1978
Carr, Austin	
Cleveland Cavaliers	1972-80
Dallas Mavericks	1981
Washington Bullets	1981
Carroll, Matt	
Portland Trail Blazers	2004
San Antonio Spurs	2004
Charlotte Bobcats	2005-09, 2011-13
Dallas Mavericks	2009-10
Catlett, Sid	
Cincinnati Royals	1972
Colson, Bonzie	
Milwaukee Bucks	2019
Connaughton, Pat	
Portland Trail Blazers	2016-18
Milwaukee Bucks	2019-24
Cooley, Jack	
Utah Jazz	2015
Sacramento Kings	2018
Corley, Ray	
Syracuse Nationals	1950
Baltimore Bullets	1951
Tri-Cities Blackhawks	1951
Fort Wayne Pistons	1953
Curran, Frankie	
Rochester Royals	1949-50
Dantley, Adrian	
Buffalo Braves	1977
Indiana Pacers	1978
Los Angeles Lakers	1978-79
Utah Jazz	1980-86
Detroit Pistons	1987-89
Dallas Mavericks	1989-90
Milwaukee Bucks	1991
Davis, William	
Chicago Stags	1947
Ellis, LaPhonso	
Denver Nuggets	1993-98
Atlanta Hawks	1999-00
Minnesota Timberwolves	2001
Miami Heat	2002-03
Ertel, Mark	
Indianapolis Katuskys (NBL)	1941
Faught, Bob	
Cleveland Rebels	1947
Flowers, Bruce	
Cleveland Cavaliers	1983
Garrity, Pat	
Phoenix Suns	1999
Orlando Magic	2000-08
Gordon, Paul	
Baltimore Bullets	1950
Grant, Jerian	
New York Knicks	2016
Chicago Bulls	2017-18
Orlando Magic	2019

Washington Wizards.....	2020
Hansbrough, Ben Indiana Pacers	2013
Hanzlik, Bill Seattle SuperSonics	1981-82
Denver Nuggets.....	1983-90
Harangody, Luke Boston Celtics.....	2011
Cleveland Cavaliers.....	2011-12
Hassett, Bill Buffalo Bisons (NBL).....	1947
Tri-Cities Blackhawks (NBL).....	1947, 1950
Minneapolis Lakers.....	1950
Baltimore Bullets.....	1951
Hawkins, Tom Minneapolis Lakers.....	1960
Los Angeles Lakers.....	1961-62, 1967-69
Cincinnati Royals.....	1963-66
Humphrey, Ryan Orlando Magic.....	2003
Memphis Grizzlies.....	2003-05
Jackson, Demetrius Boston Celtics.....	2017
Houston Rockets.....	2018
Philadelphia 76ers.....	2018-19
Jackson, Tracy Boston Celtics.....	1982
Chicago Bulls.....	1982-83
Indiana Pacers.....	1984
Jones, Collis Dallas Chaparrals.....	1972-73
Kentucky Colonels.....	1974
Memphis Sounds.....	1975
Kempton, Tim Los Angeles Clippers.....	1987
Charlotte Hornets.....	1989, 1994
Denver Nuggets.....	1990
Phoenix Suns.....	1993
Cleveland Cavaliers.....	1994
Atlanta Hawks.....	1996
San Antonio Spurs.....	1997
Orlando Magic.....	1998
Toronto Raptors.....	1998
Kleine, Joe Sacramento Kings.....	1986-89
Boston Celtics.....	1989-93
Phoenix Suns.....	1994-97, 1999
Los Angeles Lakers.....	1997
New Jersey Nets.....	1997
Chicago Bulls.....	1998
Portland Trail Blazers.....	2000
Klier, Leo Fort Wayne Pistons.....	1949-50
Knight, Toby New York Knicks.....	1978-80, 1982
Kuka, Ray New York Knicks.....	1948-49
Kurz, Rob Golden State Warriors.....	2009
Laimbeer, Bill Cleveland Cavaliers.....	1981-82
Detroit Pistons.....	1982-94
Miller, Jay St. Louis Hawks.....	1968
Milwaukee Bucks.....	1969
Los Angeles Stars.....	1969
Indiana Pacers.....	1969-71
Moir, John Akron Firestones (NBL).....	1939-1941
Cleveland Allmen (NBL).....	1946
Murphy, Troy Golden State Warriors.....	2002-07
Indiana Pacers.....	2007-10
New Jersey Nets.....	2011
Boston Celtics.....	2011
Los Angeles Lakers.....	2012
Dallas Mavericks.....	2013
Niemiera, John (Richie) Fort Wayne Pistons.....	1949-50
Anderson Packers.....	1950
Nowak, Paul Akron Firestones (NBL).....	1939-42
O'Keefe, Thomas Baltimore Bullets.....	1951
Washington Capitols.....	1951
O'Shea, Kevin Minneapolis Lakers.....	1951
Milwaukee Hawks.....	1952
Baltimore Bullets.....	1952-53
Paxson, John San Antonio Spurs.....	1984-85
Chicago Bulls.....	1986-94
Quinn, Chris Miami Heat.....	2007-09
New Jersey Nets.....	2010
San Antonio Spurs.....	2011
Cleveland Cavaliers.....	2013
Reed, Ron Detroit Pistons.....	1966-67
Rensberger, Bob Chicago Stags.....	1947

Riska, Eddie Oshkosh All-Stars (NBL).....	1942, 1946-49
Rivers, David Los Angeles Lakers.....	1989
Los Angeles Clippers.....	1990, 1992
Rosenthal, Dick Fort Wayne Pistons.....	1955, 1957
Royal, Donald Minnesota Timberwolves.....	1990
San Antonio Spurs.....	1992
Orlando Magic.....	1993-97, 1998
Golden State Warriors.....	1997
Charlotte Hornets.....	1997-98
Shumate, John Phoenix Suns.....	1976
Buffalo Braves.....	1976-78
Detroit Pistons.....	1978, 1980
Houston Rockets.....	1980
San Antonio Spurs.....	1980-81
Seattle SuperSonics.....	1981
Sluby, Tom Dallas Mavericks.....	1985
Sobeck, George Sheboygan Redskins.....	1950
Stephens, Jack St. Louis Hawks.....	1956
Todorovich, Marko St. Louis Bombers.....	1950
Tri-Cities Blackhawks.....	1950-51
Tower, Keith Orlando Magic.....	1994-95
Los Angeles Clippers.....	1996
Milwaukee Bucks.....	1997
Trippucka, Kelly Detroit Pistons.....	1982-86
Utah Jazz.....	1987-88
Charlotte Hornets.....	1989-91
Voce, Gary Cleveland Cavaliers.....	1990
Wesley, Blake San Antonio Spurs.....	2023-24
Williams, Don Utah Jazz.....	1980
Williams, Monty New York Knicks.....	1995-96
San Antonio Spurs.....	1996-98
Denver Nuggets.....	1999
Orlando Magic.....	2000-02
Philadelphia 76ers.....	2003
Wukovits, Tom Akron Firestones (NBL).....	1940-41
Toledo Chevrolets (NBL).....	1942
Cleveland Allmen (NBL).....	1945-46
Woolridge, Orlando Chicago Bulls.....	1982-86
New Jersey Nets.....	1987-88
Los Angeles Lakers.....	1989-90
Denver Nuggets.....	1991
Detroit Pistons.....	1992-93
Milwaukee Bucks.....	1993
Philadelphia 76ers.....	1994
Zeller, Luke Phoenix Suns.....	2013

PITT (20) JOINED ACC IN JULY 2013

Adams, Steven Oklahoma City Thunder.....	2014-20
New Orleans Pelicans.....	2021
Memphis Grizzlies.....	2022-23
Houston Rockets.....	2023-24
Artis, Jamel Orlando Magic.....	2018
Bennett, Mel Virginia Squires.....	1976
Indiana Pacers.....	1977-78
Utah Jazz.....	1981
Cleveland Cavaliers.....	1982
Blair, DeJaun San Antonio Spurs.....	2010-13
Dallas Mavericks.....	2014
Washington Wizards.....	2015-16
Blount, Mark Boston Celtics.....	2001-02, 2003-06
Denver Nuggets.....	2003
Minnesota Timberwolves.....	2006-07
Miami Heat.....	2009-09
Champagnie, Justin Toronto Raptors.....	2022-23
Boston Celtics.....	2023
Washington Wizards.....	2023-24
Cummings, Vontee Golden State Warriors.....	2000-01
Philadelphia 76ers.....	2002
Gray, Aaron Chicago Bulls.....	2008-10
New Orleans Hornets.....	2010-11
Toronto Raptors.....	2012-14
Sacramento Kings.....	2014
Gueye, Mouhamadou Toronto Raptors.....	2024

Knight, Billy Indiana Pacers.....	1975-77, 1979-83
Buffalo Braves.....	1978
Boston Celtics.....	1979
Kansas City Kings.....	1984-85
San Antonio Spurs.....	1985
Knight, Brandin Houston Rockets.....	2005
Lane, Jerome Denver Nuggets.....	1989-92
Indiana Pacers.....	1992
Milwaukee Bucks.....	1992
Cleveland Cavaliers.....	1993
Mobley, Eric Milwaukee Bucks.....	1995-96
Vancouver Grizzlies.....	1996-97
Morningstar, Darren Dallas Mavericks.....	1994
Utah Jazz.....	1994
Patterson, Lamar Atlanta Hawks.....	2016-17
Smith, Charles Los Angeles Clippers.....	1989-92
New York Knicks.....	1993-96
San Antonio Spurs.....	1996-97
Starr, Keith Chicago Bulls.....	1977
Taft, Chris Golden State Warriors.....	2006
Wanamaker, Brad Boston Celtics.....	2019-20
Golden State Warriors.....	2021
Charlotte Hornets.....	2021
Indiana Pacers.....	2022
Washington Wizards.....	2022
Young, Sam Memphis Grizzlies.....	2010-12
Philadelphia 76ers.....	2012
Indiana Pacers.....	2013

SMU (18) JOINED ACC IN JULY 2024

Beasley, Charles Dallas Chaparrals.....	1967-70
Texas Chaparrals.....	1970-71
The Floridians.....	1970-71
Branson, Brad Cleveland Cavaliers.....	1981-82
Indiana Pacers.....	1982-83
Brown, Sterling Milwaukee Bucks.....	2017-20
Houston Rockets.....	2020-21
Toledo Chevrolets.....	2021-22
Los Angeles Lakers.....	2022-23
Caldwell, Adrian Houston Rockets.....	1989-91, 94-95
Indiana Pacers.....	1995-96
New Jersey Nets.....	1996-97
Philadelphia 76ers.....	1996-97
Dallas Mavericks.....	1997-98
Herrschler, Rick Hawaii Chiefs (ABL).....	1960-61
Holman, Denny Dallas Chaparrals.....	1967-68
Hooser, Carroll Dallas Chaparrals.....	1967-68
Hunt, Feron New York Knicks.....	2022
Koncak, Jon Atlanta Hawks.....	1985-95
Orlando Magic.....	1995-96
Golden State Warriors.....	1996-97
Krebs, Jim Minneapolis/L.A. Lakers.....	1957-64
McKinney, Carlton Los Angeles Clippers.....	1989-90
New York Knicks.....	1991-92
Milton, Shake Philadelphia 76ers.....	2018-23
Minnesota Timberwolves.....	2024
Detroit Pistons.....	2024
New York Knicks.....	2024
Moore, Ben Indiana Pacers.....	2018
Ojeleye, Semi Boston Celtics.....	2018-21
Milwaukee Bucks/L.A. Clippers.....	2022
Phillips, Gene Dallas Chaparrals.....	1972-73
Pugh, Roy Indianapolis Jets.....	1949
Fort Wayne Pistons.....	1949
Philadelphia Warriors.....	1949
Ross, Quinton Los Angeles Clippers.....	2004-08
Memphis Grizzlies.....	2008-09
Dallas Mavericks.....	2009-10
Washington Wizards.....	2009-10
New Jersey Nets.....	2010-11
Sasser, Jerry Orlando Magic.....	2002-03
Terrell, Ira Phoenix Suns.....	1977

New Orleans Jazz.....	1979
Portland Trail Blazers.....	1979

STANFORD (32) JOINED ACC IN AUGUST 2024

Bedell, Bob Anaheim Amigos.....	1967-68
Dallas Chaparrals.....	1968-70
Texas Chaparrals.....	1970-71
Bratz, Mike Phoenix Suns.....	1977-80
Cleveland Cavaliers.....	1980-81
San Antonio Spurs.....	1981-82
Chicago Bulls.....	1982-83
Golden State Warriors.....	1983-85
Sacramento Kings.....	1985-86
Borchardt, Curtis Utah Jazz.....	2002-05
Boston Celtics.....	2005
Brown, Anthony Los Angeles Lakers.....	2015-16
New Orleans Pelicans.....	2016-17
Orlando Magic.....	2016-17
Minnesota Timberwolves.....	2017-18
Butler, Greg New York Knicks.....	1988-90
Los Angeles Clippers.....	1990-91
Childress, Josh Atlanta Hawks.....	2004-08
Phoenix Suns.....	2010-12
Brooklyn Nets.....	2012-13
New Orleans Pelicans.....	2013
Collins, Jarron Utah Jazz.....	2001-09
Phoenix Suns.....	2010
Los Angeles Clippers.....	2011
Portland Trail Blazers.....	2011
Collins, Jason New Jersey Nets.....	2001-08
Memphis Grizzlies.....	2008
Minnesota Timberwolves.....	2008-09
Atlanta Hawks.....	2009-12
Boston Celtics.....	2012-13
Washington Wizards.....	2013
Brooklyn Nets.....	2014
Fields, Landry New York Knicks.....	2010-12
Toronto Raptors.....	2012-15
Harris, Arthur Seattle SuperSonics.....	1968-70
Phoenix Suns.....	1970-72
Huestis, Josh Oklahoma City Thunder.....	2014-18
San Antonio Spurs.....	2018
Jacobsen, Casey Phoenix Suns.....	2002-04
New Orleans Hornets.....	2004-05
Houston Rockets.....	2006-07
Memphis Grizzlies.....	2007-09
Keeffe, Adam Atlanta Hawks.....	1992-94
Utah Jazz.....	1994-2000
Golden State Warriors.....	2000-01
Kelley, Rich New Orleans Jazz.....	1975-79
New Jersey Nets.....	1979-80
Phoenix Suns.....	1980-82
Denver Nuggets.....	1982-83
Utah Jazz.....	1982-85
Sacramento Kings.....	1985-86
Knight, Brevin Cleveland Cavaliers.....	1997-2001
Atlanta Hawks.....	2000-01
Memphis Grizzlies.....	2001-03
Phoenix Suns.....	2003-04
Washington Wizards.....	2003-04
Milwaukee Bucks.....	2003-04
Charlotte Bobcats.....	2004-07
Los Angeles Clippers.....	2007-08
Utah Jazz.....	2008-09
Lichti, Todd Denver Nuggets.....	1989-93
Orlando Magic.....	1993-94
Golden State Warriors.....	1993-94
Boston Celtics.....	1993-94
Lopez, Brook New Jersey Nets.....	2008-12
Brooklyn Nets.....	2012-17
Los Angeles Lakers.....	2017-18
Milwaukee Bucks.....	2018-24
Lopez, Robin Phoenix Suns.....	2008-12
New Orleans Hornets.....	2012-13
Portland Trail Blazers.....	2013-16
New York Knicks.....	2015-16
Chicago Bulls.....	2016-2019
Milwaukee Bucks.....	2019-20
Washington Wizards.....	2020-21
Orlando Magic.....	2021-22
Cleveland Cavaliers.....	2022-23
Milwaukee Bucks.....	2023-24

Madsen, Mark	Los Angeles Lakers.....2000-03
	Minnesota Timberwolves.....2003-09
Neumann, Paul	Syracuse Nationals.....1961-63
	Philadelphia 76ers.....1963-64
	San Francisco Warriors.....1964-67
Okpala, KZ	Miami Heat.....2019-22
	Sacramento Kings.....2022-23
Pollard, Jim	Minneapolis Lakers.....1947-55
Powell, Dwight	Boston Celtics.....2014
	Dallas Mavericks.....2014-24
Randle, Chasson	Philadelphia 76ers.....2017
	New York Knicks.....2017
	Washington Wizards.....2018-19
	Golden State Warriors.....2019-20
	Orlando Magic.....2020-21
Terry, Claude	Denver Rockets.....1972-76
	Atlanta Braves.....1976-77
	Atlanta Hawks.....1976-78
Terry, Tyrell	Dallas Mavericks.....2020-21
	Memphis Grizzlies.....2021-22
Walsh, Jim	Philadelphia Warriors.....1957-58
Williams, Ziaire	Memphis Grizzlies.....2022-24
Windsor, John	San Francisco Warriors.....1963-64
Wright, Howard	Atlanta Hawks.....1990-91
	Orlando Magic.....1990-91, 1992-93
	Dallas Mavericks.....1990-91
Yardley, George	Fort Wayne Pistons.....1953-57
	Detroit Pistons.....1957-58
	Detroit Pistons/Syracuse Nationals.....1958-59
	Syracuse Nationals.....1959-60
Young, Tim	Golden State Warriors.....1999-2000
SYRACUSE (56) JOINED ACC IN JULY 2013	
Addison, Ra'iael	Phoenix Suns.....1987
	New Jersey Nets.....1992-93
	Detroit Pistons.....1995
	Charlotte Hornets.....1996-97
Anthony, Carmelo	Denver Nuggets.....2004-11
	New York Knicks.....2011-17
	Oklahoma City Thunder.....2018
	Houston Rockets.....2019
	Portland Trail Blazers.....2020-21
	Los Angeles Lakers.....2022
Bing, Dave	Detroit Pistons.....1967-75
	Washington Bullets.....1976-77
	Boston Celtics.....1978
Boehem, Buddy	Detroit Pistons.....2023-24
Brissett, Oshae	Toronto Raptors.....2020
	Indiana Pacers.....2021-23
	Boston Celtics.....2024
Brown, Damone	Philadelphia 76ers.....2002
	Toronto Raptors.....2003
	New Jersey Nets.....2004
	Washington Wizards.....2005
Byrnes, Marly	Phoenix Suns.....1979
	New Orleans Jazz.....1979
	Los Angeles Lakers.....1980
	Dallas Mavericks.....1981
	Indiana Pacers.....1983
Carter-Williams, Michael	Philadelphia 76ers.....2014-15
	Milwaukee Bucks.....2015-16
	Chicago Bulls.....2017
	Charlotte Hornets.....2018
	Orlando Magic.....2019-21
Christmas, Rakeem	Indiana Pacers.....2016-17
Coleman, Derrick	New Jersey Nets.....1991-95
	Philadelphia 76ers.....1996-98, 2002-04
	Charlotte Hornets.....1999-01
	Detroit Pistons.....2005
Douglas, Sherman	Miami Heat.....1990-92
	Boston Celtics.....1992-96
	Milwaukee Bucks.....1996-97
	New Jersey Nets.....1998, 2000-01
	Los Angeles Clippers.....1999
DuVal, Dennis	Washington Bullets.....1975

	Atlanta Hawks.....1976
Ellis, LeBron	Los Angeles Clippers.....1992
	Charlotte Hornets.....1994
	Miami Heat.....1996
Ennis, Tyler	Phoenix Suns.....2015
	Milwaukee Bucks.....2015-16
	Houston Rockets.....2017
	Los Angeles Lakers.....2017-18
Flynn, Jonny	Minnesota Timberwolves.....2010-11
	Houston Rockets.....2012
	Portland Trail Blazers.....2012
Gabor, Billy	Syracuse Nationals.....1950-55
Gbinije, Michael	Detroit Pistons.....2017
Grant, Jerami	Philadelphia 76ers.....2015-17
	Oklahoma City Thunder.....2017-19
	Denver Nuggets.....2020
	Detroit Pistons.....2021-22
	Portland Trail Blazers.....2023-24
Greene, Donte	Sacramento Kings.....2009-12
Hackett, Rudy	St. Louis Spirit.....1976
	New York Nets.....1977
	Indiana Pacers.....1977
Hart, Jason	Milwaukee Bucks.....2001
	San Antonio Spurs.....2002, 2004
	Charlotte Hornets.....2005
	Sacramento Kings.....2006-07
	Los Angeles Clippers.....2007, 2009
	Utah Jazz.....2008
	Denver Nuggets.....2009
	Minnesota Timberwolves.....2010
	New Orleans Hornets.....2010
Hughes, Elijah	Utah Jazz.....2021-22
	Portland Trail Blazers.....2022
Johnson, Dave	Portland Trail Blazers.....1993
	Chicago Bulls.....1994
Johnson, Wesley	Minnesota Timberwolves.....2011-12
	Phoenix Suns.....2013
	Los Angeles Lakers.....2014-15
	Los Angeles Clippers.....2016-18
	New Orleans Pelicans.....2019
	Washington Wizards.....2019
Joseph, Kris	Boston Celtics.....2013
	Brooklyn Nets.....2013
Kiley, Jack	Fort Wayne Pistons.....1952-53
Lydon, Tyler	Denver Nuggets.....2018-19
McCullough, Chris	Brooklyn Nets.....2016-17
	Washington Wizards.....2017-18
Melo, Fab	Boston Celtics.....2013
Miller, Edwin	Milwaukee Bucks.....1953
	Baltimore Bullets.....1953-54
Moten, Lawrence	Vancouver Grizzlies.....1996-97
	Washington Wizards.....1998
Nichols, Demetris	Cleveland Cavaliers.....2008
	Chicago Bulls.....2008-09
	New York Knicks.....2009
Onuaku, Arinze	New Orleans Pelicans.....2014
	Cleveland Cavaliers.....2014
	Minnesota Timberwolves.....2015
	Orlando Magic.....2017
Orr, Louis	Indiana Pacers.....1981-82
	New York Knicks.....1983-88
Owens, Billy	Golden State Warriors.....1992-94, 2000
	Miami Heat.....1995-96
	Sacramento Kings.....1996-98
	Seattle SuperSonics.....1999
	Philadelphia 76ers.....2000
	Detroit Pistons.....2001
Rautins, Andy	New York Knicks.....2011
Rautins, Leo	Philadelphia 76ers.....1984
	Atlanta Hawks.....1985
Reddout, Franklin	Rochester Royals.....1954
Richardson, Malachi	Sacramento Kings.....2017-18
	Toronto Raptors.....2018-19

Saunders, Fred	Phoenix Suns.....1975-76
	Boston Celtics.....1977-78
	New Orleans Jazz.....1978
Schayes, Danny	Utah Jazz.....1982-83
	Denver Nuggets.....1983-90
	Milwaukee Bucks.....1991-94
	Los Angeles Lakers.....1994
	Phoenix Suns.....1995
	Miami Heat.....1996
	Orlando Magic.....1997-99
Seikaly, Rony	Miami Heat.....1989-94
	Golden State Warriors.....1995-96
	Orlando Magic.....1997-98
	New Jersey Nets.....1998-99
Smith, Bill	Portland Trail Blazers.....1972-73
Southerland, James	Charlotte Hornets.....2014
	New Orleans Pelicans.....2014
Spicer, Lou	Providence Steam Rollers.....1947
Swider, Cole	Los Angeles Lakers.....2023
	Miami Heat.....2024
Thomas, Etan	Washington Wizards.....2002-09
	Oklahoma City Thunder.....2010
	Atlanta Hawks.....2011
Thompson, Stephen	Orlando Magic.....1992
	Sacramento Kings.....1992
Walters, Dion	Cleveland Cavaliers.....2013-15
	Oklahoma City Thunder.....2015-16
	Miami Heat.....2017-20
Wallace, John	New York Knicks.....1997, 2000
	Toronto Raptors.....1998-99
	Detroit Pistons.....2001
	Phoenix Suns.....2002
	Miami Heat.....2004
Warrick, Hakim	Memphis Grizzlies.....2006-09
	Milwaukee Bucks.....2010
	Chicago Bulls.....2010
	Phoenix Suns.....2011-12
	New Orleans Hornets.....2013
	Charlotte Bobcats.....2013
Washington, Dwayne	New Jersey Nets.....1987-88
	Miami Heat.....1989
Watkins, Darryl	Sacramento Kings.....2008
	New Orleans Hornets.....2012
White II, Andrew	Atlanta Hawks.....2018
VIRGINIA (33)	
Alexander, Cory	San Antonio Spurs.....1996-98
	Denver Nuggets.....1998-00
	Orlando Magic.....2001
	Charlotte Bobcats.....2005
Anderson, Justin	Dallas Mavericks.....2016-17
	Philadelphia 76ers.....2017-18
	Atlanta Hawks.....2019
	Brooklyn Nets.....2020
	Cleveland Cavaliers.....2022
	Indiana Pacers.....2022
Brogdon, Malcolm	Milwaukee Bucks.....2017-19
	Indiana Pacers.....2020-22
	Boston Celtics.....2022-23
	Portland Trail Blazers.....2023-24
Burrough, Junior	Boston Celtics.....1996
Carlisle, Rick	Boston Celtics.....1985-87
	New York Knicks.....1988
	New Jersey Nets.....1990
Crotty, John	Utah Jazz.....1993-95, 2001-02
	Cleveland Cavaliers.....1996
	Miami Heat.....1997
	Portland Trail Blazers.....1998-99
	Seattle SuperSonics.....1999
	Detroit Pistons.....2000
	Denver Nuggets.....2003
Crotty, John	Utah Jazz.....1993-95, 2001-02
Diakite, Mamadi	Milwaukee Bucks.....2021
	Oklahoma City Thunder.....2022
	Cleveland Cavaliers.....2023
	San Antonio Spurs.....2024
	New York Knicks.....2024

Gerard, Gus	St. Louis Spirits.....1975-76
	Denver Nuggets.....1976-77
	Buffalo Braves.....1977-78
	Detroit Pistons.....1978-79
	Kansas City Kings.....1979-81
	San Antonio Spurs.....1981
Gill, Anthony	Washington Wizards.....2021-24
Guy, Kyle	Sacramento Kings.....2020-21
	Miami Heat.....2022
Hall, Devon	Oklahoma City Thunder.....2020
Harris, Joe	Cleveland Cavaliers.....2015-16
	Brooklyn Nets.....2017-22
Hauser, Sam	Boston Celtics.....2022-24
Huff, Jay	Los Angeles Lakers.....2022
	Washington Wizards.....2023
	Denver Nuggets.....2024
Hunter, De'Andre	Atlanta Hawks.....2020-24
Iavaroni, Marc	Philadelphia 76ers.....1983-85
	San Antonio Spurs.....1985-86
	Utah Jazz.....1986-89
Jerome, Ty	Phoenix Suns.....2020
	Oklahoma City Thunder.....2021-22
	Golden State Warriors.....2023
	Cleveland Cavaliers.....2024
Key, Braxton	Philadelphia 76ers.....2022
	Detroit Pistons.....2022-23
	Denver Nuggets.....2024
Lamp, Jeff	Portland Trail Blazers.....1982-84
	Milwaukee Bucks.....1986
	San Antonio Spurs.....1986
	Los Angeles Lakers.....1988-89
Mason, Roger	Chicago Bulls.....2003-04
	Toronto Raptors.....2004
	Washington Wizards.....2007-08, 2012
	San Antonio Spurs.....2009-10
	New York Knicks.....2011
	Washington Wizards.....2012
	New Orleans Hornets.....2013
	Miami Heat.....2014
Murphy III, Trey	New Orleans Pelicans.....2022-24
Parkhill, Barry	Virginia Squires.....1974-75
	St. Louis Spirits.....1976
Perrantes, London	Cleveland Cavaliers.....2018
Polynice, Oiden	Seattle SuperSonics.....1988-91, 1999
	Los Angeles Clippers.....1991-92, 2004
	Detroit Pistons.....1993-94
	Sacramento Kings.....1994-98
	Utah Jazz.....2000-01
Robinson, Jamal	Miami Heat.....2001
Sampson, Ralph	Houston Rockets.....1984-88
	Golden State Warriors.....1988-89
	Sacramento Kings.....1990-91
	Washington Bullets.....1992
Scott, Mike	Atlanta Hawks.....2013-18
	Los Angeles Clippers.....2019
	Philadelphia 76ers.....2019-21
Singletary, Sean	Phoenix Suns.....2009
	Charlotte Bobcats.....2009
Stith, Bryant	Denver Nuggets.....1993-00
	Boston Celtics.....2001
	Cleveland Cavaliers.....2002
Tobey, Mike	Charlotte Hornets.....2017
Walker, Wally	Portland Trail Blazers.....1977-78
	Seattle SuperSonics.....1978-82
	Houston Rockets.....1983-84
Wilson, Othell	Golden State Warriors.....1985
	Sacramento Kings.....1987

VIRGINIA TECH (16) JOINED ACC IN JULY 2004**Alexander-Walker, Nickell**

New Orleans Pelicans	2020-22
Utah Jazz	2022-23
Minnesota Timberwolves	2023-24

Bristow, Allan

Philadelphia 76ers	1974-75
San Antonio Spurs	1976-79
Utah Jazz	1980-81
Dallas Mavericks	1982-83

Carruth, Jimmy

Milwaukee Bucks	1997
-----------------	------

Coles, Bimbo

Miami Heat	1991-96, 2004
Golden State Warriors	1996-99
Atlanta Hawks	2000
Cleveland Cavaliers	2001-03
Boston Celtics	2003

Combs, Glen

Dallas Chaparrals	1969-70
Texas Chaparrals	1971
Utah Stars	1971-74
Memphis Pros	1974
Virginia Squires	1975

Curry, Dell

Utah Jazz	1987
Cleveland Cavaliers	1988
Charlotte Hornets	1989-98
Milwaukee Bucks	1999
Toronto Raptors	2000-02

Delaney, Malcolm

Atlanta Hawks	2017-18
---------------	---------

Dowdell, Zabian

Phoenix Suns	2011
--------------	------

Eddie, Jarrell

Washington Wizards	2016
Phoenix Suns	2017
Boston Celtics	2018
Chicago Bulls	2018

Green, Erick

Denver Nuggets	2015-16
Utah Jazz	2016

King, Loyd

Memphis Pros	1972-73
--------------	---------

Perry, Ron

Minnesota Muskies	1968
Miami Floridians	1969
New York Nets	1969
Indiana Pacers	1969
Carolina Cougars	1970
New Orleans Buccaneers	1970

Robinson, Justin

Washington Wizards	2020
Oklahoma City Thunder	2021
Milwaukee Bucks	2022
Sacramento Kings	2022
Detroit Pistons	2022

Robinson, Wayne

Detroit Pistons	1981
-----------------	------

Wetzel, John

Los Angeles Lakers	1968
Phoenix Suns	1971-72, 1976
Atlanta Hawks	1973-75

Young, Perry

Chicago Bulls	1987
Portland Trail Blazers	1987

WAKE FOREST (32)**Aminu, Al-Farouq**

Los Angeles Clippers	2011
New Orleans Hornets/Pelicans	2012-14
Dallas Mavericks	2015
Portland Trail Blazers	2016-19
Orlando Magic	2020-21
Chicago Bulls	2021

Bogues, Tyrone (Muggsy)

Washington Bullets	1988
Charlotte Hornets	1989-98
Golden State Warriors	1998-99
Toronto Raptors	2000-01

Budd, David

New York Knicks	1961-65
-----------------	---------

Chappell, Len

Syracuse Nationals	1963
Philadelphia 76ers	1964
New York Knicks	1964-66
Chicago Bulls	1967
Cincinnati Royals	1967-68
Detroit Pistons	1968
Milwaukee Bucks	1969-70
Cleveland Cavaliers	1971
Atlanta Hawks	1971
Dallas Chaparrals	1972

Childress, Randolph

Portland Trail Blazers	1996-97
Detroit Pistons	1997

Collins, John

Atlanta Hawks	2018-23
Utah Jazz	2023-24

Davis, Charlie

Cleveland Cavaliers	1972-73
Portland Trail Blazers	1973-74

Duncan, Tim

San Antonio Spurs	1998-2016
-------------------	-----------

Green, Kenny

Washington Bullets	1986
Philadelphia 76ers	1986-87

Hemric, Dickie

Boston Celtics	1956-57
----------------	---------

Hoard, Jaylen

Portland Trail Blazers	2020
Oklahoma City Thunder	2021-22

Howard, Josh

Dallas Mavericks	2004-10
Washington Wizards	2010-11
Utah Jazz	2012
Minnesota Timberwolves	2013

Johnson, Frank

Washington Bullets	1982-88
Houston Rockets	1989
Phoenix Suns	1993-94

Johnson, James

Chicago Bulls	2010-11
Toronto Raptors	2011-12, 2015-16
Sacramento Kings	2013
Memphis Grizzlies	2014
Miami Heat	2017-20
Minnesota Timberwolves	2020
Dallas Mavericks	2021
New Orleans Pelicans	2021
Brooklyn Nets	2022
Indiana Pacers	2023-24

Johnstone, Jim

San Antonio Spurs	1983
Detroit Pistons	1983

King, Chris

Seattle SuperSonics	1994
Vancouver Grizzlies	1996
Utah Jazz	1999

LaRavia, Jake

Memphis Grizzlies	2023-24
-------------------	---------

LaRue, Rusty

Chicago Bulls	1998-00
Utah Jazz	2002
Golden State Warriors	2004

Long, Paul

Detroit Pistons	1968, 1970
Kentucky Colonels	1969
Buffalo Braves	1971

McGregor, Gil

Cincinnati Royals	1972
-------------------	------

Morgan, Guy

Indiana Pacers	1983
----------------	------

Paul, Chris

New Orleans Hornets	2006-11
Los Angeles Clippers	2012-17
Houston Rockets	2018-19
Oklahoma City Thunder	2020
Phoenix Suns	2021-23
Golden State Warriors	2023-24

Rogers, Rodney

Denver Nuggets	1994-95
Los Angeles Clippers	1996-99
Phoenix Suns	2000-02
Boston Celtics	2002
New Jersey Nets	2003-04
New Orleans Hornets	2005
Philadelphia 76ers	2005

Rudd, Delaney

Utah Jazz	1990-92
Portland Trail Blazers	1993

Smith, Ishmael

Houston Rockets	2011
Memphis Grizzlies	2011
Golden State Warriors	2012
Orlando Magic	2012-13
Milwaukee Bucks	2013
Phoenix Suns	2014
Oklahoma City Thunder	2015
Philadelphia 76ers	2015-16
New Orleans Pelicans	2016
Detroit Pistons	2017-19
Washington Wizards	2020-22
Charlotte Hornets	2022

Songaila, Darius

Sacramento Kings	2004-05
Chicago Bulls	2006
Washington Wizards	2007-09
New Orleans Hornets	2010
Philadelphia 76ers	2011

Teague, Jeff

Atlanta Hawks	2010-16, 2020
Indiana Pacers	2017
Minnesota Timberwolves	2018-20
Boston Celtics	2021
Milwaukee Bucks	2021

Tucker, Anthony

Washington Bullets	1995
--------------------	------

Watts, Ron

Boston Celtics	1966-67
----------------	---------

Williams, Alondes

Brooklyn Nets	2023
Miami Heat	2024

Woollard, Bob

Miami Floridians	1970
------------------	------

Young, Danny

Seattle SuperSonics	1985-88
Portland Trail Blazers	1989-92
Los Angeles Clippers	1992
Detroit Pistons	1993
Milwaukee Bucks	1995

MARYLAND (38) ACC MEMBER FROM 1954-2014**Baxter, Lonny**

Chicago Bulls	2003-04
Washington Wizards	2004
Toronto Raptors	2004
New Orleans Hornets	2005
Houston Rockets	2006
Charlotte Bobcats	2006

Blake, Steve

Washington Wizards	2004-05
Portland Trail Blazers	2006, 2008-10
Milwaukee Bucks	2007
Denver Nuggets	2007
Los Angeles Clippers	2010
Los Angeles Lakers	2011-14
Golden State Warriors	2014

Booth, Keith

Chicago Bulls	1999
---------------	------

Boston, Lawrence

Washington Bullets	1980
--------------------	------

Branch, Adrian

Los Angeles Lakers	1987
New Jersey Nets	1988
Portland Trail Blazers	1989
Minnesota Timberwolves	1990

Burns, Evers

Sacramento Kings	1994
------------------	------

Coleman, Ben

New Jersey Nets	1987-88
Philadelphia 76ers	1988-89
Milwaukee Bucks	1991
Detroit Pistons	1994

Davis, Brad

Los Angeles Lakers	1978-79
Indiana Pacers	1979-80
Utah Jazz	1980
Dallas Mavericks	1981-92

Davis, Mike

New York Knicks	1983
-----------------	------

Dixon, Juan

Washington Wizards	2003-05, 2009
Portland Trail Blazers	2006-07
Toronto Raptors	2007
Detroit Pistons	2008

Ekezie, Obinna

Vancouver Grizzlies	2000
Dallas Mavericks	2001
Washington Wizards	2001
Los Angeles Clippers	2002

Elmore, Len

Indiana Pacers	1975-79
Kansas City Kings	1980
Milwaukee Bucks	1981
New Jersey Nets	1982-83
New York Knicks	1984

Francis, Steve

Houston Rockets	2000-04, 2008
Orlando Magic	2005-06
New York Knicks	2006-07

Greenspan, Jerry

Philadelphia 76ers	1964-65
--------------------	---------

Howard, Maurice

Cleveland Cavaliers	1977
---------------------	------

Jasikevicius, Sarunas

Indiana Pacers	2006-07
Golden State Warriors	2007

King, Albert

New Jersey Nets	1982-87
Philadelphia 76ers	1988
San Antonio Spurs	1989
Washington Bullets	1992

Len, Alex

Phoenix Suns	2014
--------------	------

Lewis, Cedric

Washington Bullets	1996
--------------------	------

Lucas, John

Houston Rockets	1977-78, 1985-86, 1990
Golden State Warriors	1979-81
Washington Bullets	1982-83
San Antonio Spurs	1984
Milwaukee Bucks	1987-88
Seattle SuperSonics	1989

Massenburg, Tony

San Antonio Spurs	1991-92, 2005
Charlotte Hornets	1992
Boston Celtics	1992

Golden State Warriors

Golden State Warriors	1992
-----------------------	------

Los Angeles Clippers

Los Angeles Clippers	1995
----------------------	------

Toronto Raptors

Toronto Raptors	1996
-----------------	------

Philadelphia 76ers

Philadelphia 76ers	1996
--------------------	------

New Jersey Nets

New Jersey Nets	1997
-----------------	------

Vancouver Grizzlies

Vancouver Grizzlies	1998-99, 2001
---------------------	---------------

Houston Rockets

Houston Rockets	2000
-----------------	------

Memphis Grizzlies

Memphis Grizzlies	2002
-------------------	------

Utah Jazz

Utah Jazz	2003
-----------	------

Sacramento Kings

Sacramento Kings	2004
------------------	------

McCray, Chris

Milwaukee Bucks	2007
-----------------	------

McMillen, Tom

Buffalo Braves	1976-77
New York Knicks	1977

Atlanta Hawks

Atlanta Hawks	1978-83
---------------	---------

NATIONAL BASKETBALL ASSOCIATION (NBA)

NBA Most Valuable Player

1969	Wes Unseld	Washington
1973	Dave Cowens	Boston
1975	Bob McAdoo	Buffalo
1989	Michael Jordan	Chicago
1991	Michael Jordan	Chicago
1992	Michael Jordan	Chicago
1996	Michael Jordan	Chicago
1998	Michael Jordan	Chicago
2002	Tim Duncan	San Antonio
2003	Tim Duncan	San Antonio

NBA Rookie of the Year

1966	Rick Barry	San Francisco
1967	Dave Bing	Syracuse
1969	Wes Unseld	Washington
1971	Dave Cowens	Boston
1973	Bob McAdoo	Buffalo
1977	Adrian Dantley	Buffalo
1978	Walter Davis	Phoenix
1979	Phil Ford	Kansas City
1981	Darrell Griffith	Utah
1982	Buck Williams	New Jersey
1984	Ralph Sampson	Houston
1985	Michael Jordan	Chicago
1991	Derrick Coleman	New Jersey
1995	Grant Hill	Detroit
1998	Tim Duncan	San Antonio
1999	Vince Carter	Toronto
2000	Elton Brand	Chicago
2000	Steve Francis	Houston
2006	Chris Paul	New Orleans
2012	Kyrie Irving	Cleveland
2014	Michael-Carter Williams	Phil.
2017	Malcolm Brogdon	Milwaukee
2022	Scottie Barnes	Toronto
2023	Paolo Banchero	Orlando

NBA Defensive Player of the Year

1988	Michael Jordan	Chicago
------	----------------	---------

NBA Sixth Man of the Year

1983	Bobby Jones	Philadelphia
1994	Dell Curry	Charlotte
2000	Rodney Rogers	Phoenix
2004	Antawn Jamison	Dallas
2020	Montrezl Harrell	L.A. Clippers
2023	Malcolm Brogdon	Boston

NBA Most Improved Player

1990	Rony Seikaly	Miami
1992	Pervis Ellison	Washington
1995	Dana Barros	Philadelphia
2020	Brandon Ingram	New Orleans

NBA Coach of the Year

1969	Gene Shue	Baltimore
1982	Gene Shue	Washington
1988	Doug Moe	Denver
2001	Larry Brown	Philadelphia
2002	Rick Carlisle	Detroit
2013	George Karl	Denver

NBA Sportsmanship Award

2005	Grant Hill	Orlando
2006	Elton Brand	LA Clippers
2007	Luol Deng	Chicago
2008	Grant Hill	Phoenix
2010	Grant Hill	Phoenix
2020	Vince Carter	Atlanta

All-NBA First Team

1947	Bones McKinney	Wash.
1960	Gene Shue	Detroit
1966	Rick Barry	San Francisco
1967	Rick Barry	San Francisco
1968	Dave Bing	Detroit
1969	Billy Cunningham	Philadelphia
1970	Billy Cunningham	Philadelphia
1971	Billy Cunningham	Philadelphia
1971	Dave Bing	Detroit
1975	Bob McAdoo	Buffalo

1975	Rick Barry	Golden State
1976	Rick Barry	Golden State
1978	David Thompson	Denver
1987	Michael Jordan	Chicago
1988	Michael Jordan	Chicago
1989	Michael Jordan	Chicago
1990	Michael Jordan	Chicago
1991	Michael Jordan	Chicago
1992	Michael Jordan	Chicago
1993	Michael Jordan	Chicago
1993	Mark Price	Cleveland
1996	Michael Jordan	Chicago
1997	Michael Jordan	Chicago
1998	Michael Jordan	Chicago
1998	Tim Duncan	San Antonio
1999	Tim Duncan	San Antonio
2000	Tim Duncan	San Antonio
2001	Tim Duncan	San Antonio
2002	Tim Duncan	San Antonio
2003	Tim Duncan	San Antonio
2004	Tim Duncan	San Antonio
2005	Tim Duncan	San Antonio
2007	Tim Duncan	San Antonio
2008	Chris Paul	New Orleans
2012	Chris Paul	L.A. Clippers
2013	Chris Paul	L.A. Clippers
2013	Tim Duncan	San Antonio
2014	Chris Paul	L.A. Clippers
2022	Jayson Tatum	Boston
2023	Jayson Tatum	Boston
2024	Jayson Tatum	Boston

All-NBA Second Team

1949	Bones McKinney	Wash.
1961	Gene Shue	Detroit
1972	Billy Cunningham	Philadelphia
1973	Rick Barry	Golden State
1973	Dave Cowens	Boston
1974	Bob McAdoo	Buffalo
1975	Dave Cowens	Boston
1976	Dave Cowens	Boston
1978	Walter Davis	Phoenix
1979	Walter Davis	Phoenix
1979	Phil Ford	Kansas City
1981	Adrian Dantley	Utah
1983	Buck Williams	New Jersey
1985	Ralph Sampson	Houston
1996	Grant Hill	Detroit
1997	Grant Hill	Detroit
1998	Grant Hill	Detroit
1999	Grant Hill	Detroit
2000	Grant Hill	Detroit
2001	Vince Carter	Toronto
2004	Sam Cassell	Minnesota
2006	Elton Brand	L.A. Clippers
2006	Tim Duncan	San Antonio
2007	Chris Bosh	Toronto
2008	Tim Duncan	San Antonio
2009	Tim Duncan	San Antonio
2009	Chris Paul	New Orleans
2010	Carmelo Anthony	NY Knicks
2013	Carmelo Anthony	NY Knicks
2015	Chris Paul	LA Clippers
2016	Chris Paul	LA Clippers
2019	Kyrie Irving	Boston
2020	Chris Paul	Oklahoma City
2021	Chris Paul	Phoenix
2023	Donovan Mitchell	Cleveland

All-NBA Third Team

1989	Mark Price	Cleveland
1990	James Worthy	L.A. Lakers
1991	James Worthy	L.A. Lakers
1992	Mark Price	Cleveland
1992	Brad Daugherty	Cleveland
1994	Mark Price	Cleveland
1993	Derrick Coleman	New Jersey
1994	Derrick Coleman	New Jersey
2000	Vince Carter	Toronto
2006	Carmelo Anthony	Denver
2008	Carlos Boozer	Utah
2011	Chris Paul	New Orleans
2012	Carmelo Anthony	NY Knicks
2015	Tim Duncan	San Antonio

2015	Kyrie Irving	Cleveland
2020	Jayson Tatum	Boston
2021	Kyrie Irving	Brooklyn
2022	Chris Paul	Phoenix

NBA Finals MVP

1975	Rick Barry	San Francisco
1978	Wes Unseld	Washington
1988	James Worthy	L.A. Lakers
1991	Michael Jordan	Chicago
1992	Michael Jordan	Chicago
1993	Michael Jordan	Chicago
1996	Michael Jordan	Chicago
1997	Michael Jordan	Chicago
1998	Michael Jordan	Chicago
1999	Tim Duncan	San Antonio
2003	Tim Duncan	San Antonio
2005	Tim Duncan	San Antonio

All-NBA Rookie - First Team

1964	Art Heyman	New York
1966	Billy Cunningham	Philadelphia
1966	Rick Barry	San Francisco
1967	Jack Marin	Baltimore
1967	Dave Bing	Detroit
1968	Gary Gregor	Phoenix
1971	Dave Cowens	Boston
1972	Austin Carr	Cleveland
1975	Tom Burleson	Kansas City
1976	John Shumate	Phoenix
1977	Mitch Kupchak	Washington
1977	John Lucas	Houston
1977	Adrian Dantley	Buffalo
1978	Walter Davis	Phoenix
1979	Phil Ford	Kansas City
1982	Buck Williams	New Jersey
1982	Kelly Tripuka	Detroit
1983	James Worthy	L.A. Lakers
1984	Ralph Sampson	Houston
1984	Thurl Bailey	Utah
1985	Michael Jordan	Chicago
1985	Sam Perkins	Dallas
1987	Brad Daugherty	Cleveland
1988	Kenny Smith	Sacramento
1990	Sherman Douglas	Miami
1991	Derrick Coleman	New Jersey
1992	Billy Owens	Golden State
1993	Tom Gugliotta	Wash.
1995	Grant Hill	Detroit
1996	Joe Smith	Golden State
1996	Jerry Stackhouse	Philadelphia
1997	Stephon Marbury	Minnesota
1998	Tim Duncan	San Antonio
1999	Vince Carter	Toronto
1999	Matt Harpring	Orlando
2000	Elton Brand	Chicago
2000	Steve Francis	Houston
2002	Shane Battier	Memphis
2004	Chris Bosh	Toronto
2004	Carmelo Anthony	Denver
2005	Josh Howard	Dallas
2005	Luol Deng	Chicago
2006	Chris Paul	New Orleans
2008	Al Thornton	LA Clippers
2012	Kyrie Irving	Cleveland
2012	Iman Shumpert	NY Knicks
2013	Dion Waiters	Cleveland
2013	Harrison Barnes	Golden State
2014	Michael-Carter Williams	Phil.
2014	Mason Plumlee	Brooklyn
2016	Jahlil Okafor	Philadelphia
2017	Malcolm Brogdon	Milwaukee
2018	Donovan Mitchell	Utah
2018	Jayson Tatum	Boston
2019	Marvin Bagley III	Sacramento
2020	Zion Williamson	New Orleans
2022	Scottie Barnes	Toronto
2023	Paolo Banchero	Orlando

All-NBA Defensive - Second Team

1975	Dave Cowens	Boston
1980	Dave Cowens	Boston
1981	Dudley Bradley	Indiana
1985	Bobby Jones	Philadelphia
1988	Buck Williams	New Jersey
1992	Buck Williams	Portland
1992	Larry Nance	Cleveland
1993	Larry Nance	Cleveland
1993	Horace Grant	Chicago
1994	Horace Grant	Chicago
1995	Horace Grant	Orlando
1995	Nate McMillan	Seattle
1996	Horace Grant	Orlando
1998	Tim Duncan	San Antonio
2004	Tim Duncan	San Antonio
2006	Tim Duncan	San Antonio
2008	Chris Paul	New Orleans
2008	Shane Battier	Houston
2009	Tim Duncan	San Antonio
2009	Shane Battier	Houston
2010	Tim Duncan	San Antonio
2011	Chris Paul	New Orleans
2015	Tim Duncan	San Antonio
2017	Danny Green	San Antonio

All-NBA Rookie - Second Team

1990	J.R. Reid	Charlotte
1991	Dennis Scott	Orlando
1992	Rick Fox	Boston
1995	Eric Montross	Boston
1995	Sharonne Wright	Philadelphia

1996	Rasheed Wallace	Washington
1999	Antawn Jamison	Golden St.
2003	Carlos Boozer	Cleveland
2003	Jay Williams	Chicago
2004	Josh Howard	Dallas
2006	Raymond Felton	Charlotte
2006	Marvin Williams	Atlanta
2007	Craig Smith	Minnesota
2008	Thaddeus Young	Philadelphia
2010	DuJuan Blair	San Antonio
2011	Derrick Favors	Utah
2013	Kyle Singler	Detroit
2013	Tyler Zeller	Cleveland
2014	Stephen Adams	Okla. City
2014	Gorgui Deng	Minnesota
2016	Justise Winslow	Miami
2017	Brandon Ingram	LA Lakers
2018	Dennis Smith	Denver
2018	John Collins	Atlanta
2020	Coby White	Chicago
2021	Patrick Williams	Chicago
2024	Dereck Lively II	Dallas

All-NBA Defensive - First Team

1976	Dave Cowens	Boston
1977	Bobby Jones	Denver
1978	Bobby Jones	Denver
1979	Bobby Jones	Philadelphia
1980	Bobby Jones	Philadelphia
1981	Bobby Jones	Philadelphia
1982	Bobby Jones	Philadelphia
1983	Bobby Jones	Philadelphia
1984	Bobby Jones	Philadelphia
1984	Tree Rollins	Atlanta
1988	Michael Jordan	Chicago
1989	Michael Jordan	Chicago
1989	Larry Nance	Cleveland
1990	Buck Williams	New Jersey
1990	Michael Jordan	Chicago
1991	Michael Jordan	Chicago
1991	Buck Williams	New Jersey
1992	Michael Jordan	Chicago
1993	Michael Jordan	Chicago
1996	Michael Jordan	Chicago
1998	Michael Jordan	Chicago
1999	Tim Duncan	San Antonio
2000	Tim Duncan	San Antonio
2001	Tim Duncan	San Antonio
2002	Tim Duncan	San Antonio
2003	Tim Duncan	San Antonio
2005	Tim Duncan	San Antonio
2007	Tim Duncan	San Antonio
2008	Tim Duncan	San Antonio
2009	Chris Paul	New Orleans
2012	Chris Paul	LA Clippers
2015	Chris Paul	LA Clippers
2016	Chris Paul	LA Clippers
2017	Chris Paul	LA Clippers

All-NBA Defensive - Second Team

1975	Dave Cowens	Boston
1980	Dave Cowens	Boston
1981	Dudley Bradley	Indiana
1985	Bobby Jones	Philadelphia
1988	Buck Williams	New Jersey
1992	Buck Williams	Portland
1992	Larry Nance	Cleveland
1993	Larry Nance	Cleveland
1993	Horace Grant	Chicago
1994	Horace Grant	Chicago
1995	Horace Grant	Orlando
1995	Nate McMillan	Seattle
1996	Horace Grant	Orlando
1998	Tim Duncan	San Antonio
2004	Tim Duncan	San Antonio
2006	Tim Duncan	San Antonio
2008	Chris Paul	New Orleans
2008	Shane Battier	Houston
2009	Tim Duncan	San Antonio
2009	Shane Battier	Houston
2010	Tim Duncan	San Antonio
2011	Chris Paul	New Orleans
2015	Tim Duncan	San Antonio
2017	Danny Green	San Antonio

NBA Scoring Leaders

1967	Rick Barry	SF	35.6
1974	Bob McAdoo	Buffalo	30.6
1975	Bob McAdoo	Buffalo	34.5
1976	Bob McAdoo	Buffalo	31.1
1981	Adrian Dantley	Utah	30.7
1984	Adrian Dantley	Utah	30.6
1987	Michael Jordan	Chi.	37.1
1988	Michael Jordan	Chi.	35.0
1989	Michael Jordan	Chi.	32.5
1990	Michael Jordan	Chi.	33.6
1991	Michael Jordan	Chi.	31.5
1992	Michael Jordan	Chi.	30.1
1993	Michael Jordan	Chi.	32.6
1996	Michael Jordan	Chi.	30.4
1997	Michael Jordan	Chi.	29.6
1998	Michael Jordan	Chi.	28.7
2013	Carmelo Anthony	NY	28.7

NBA Rebounding Leaders

1975	Wes Unseld	Wash	14.8
1986	Bill Laimbeer	Det.	13.1

NBA Assists Leaders

2008	Chris Paul	NO	11.6
2009	Chris Paul	NO	11.0
2014	Chris Paul	LAC	10.7
2014	Chris Paul	Phoenix	10.8

NBA Steals Leaders

1988	Michael Jordan	Chi.	3.2
1990	Michael Jordan	Chi.	2.8
1993	Michael Jordan	Chi.	2.8
1994	Nate McMillan	Seattle	3.0
2008	Chris Paul	NO	2.7
2009	Chris Paul	NO	2.8
2011	Chris Paul	NO	2.4
2012	Chris Paul	LAC	2.5
2013	Chris Paul	LAC	2.4
2014	Chris Paul	LAC	2.

SCORING**POINTS SCORED****Game:**

58 by Danny Ferry, Duke vs. Miami (Fla.), Dec. 10, 1988 (36 minutes, 23-26 FG, 2-3 3FG 10-12 FT, 7 assists)

ACC Game:

50 by Len Chappell, Wake Forest vs. Virginia, Feb. 12, 1962 (38 minutes, 18-24 FG, 14-19 FT, 24 reb.)

Season:

970 by Dennis Scott, Georgia Tech, 1990 (336 FGs, 161 FTs, 35 games, 27.7 ppg)

Season - ACC Games:

473 by Walt Williams, Maryland, 1992 (473 FGs, 62 3FGs, 85 FTs, 29.6 ppg)

Career:

2,872 by Tyler Hansbrough, North Carolina, 2006-09 (939 FGs, 12 3FGs, 982 FTs, 142 games, 20.2 ppg)

POINTS PER GAME**Season:**

32.1 by Buzzy Wilkinson, Virginia, 1955 (898 points in 28 games, 308-740 FGs, 366-282 FTs.)

Season - ACC Games:

32.9 by Buzzy Wilkinson, Virginia, 1955 & Len Chappell, Wake Forest, 1961 (460 points in 14)

Career:

28.1 by Buzzy Wilkinson, Virginia, 1953-55 (2,233 points in 78 games (784 FGs, 665 FTs)

GAMES SCORING IN DOUBLE FIGURES**Career:**

133 by Tyler Hansbrough, UNC (2006-09)
129 by Kyle Singler, Duke (2008-11)
129 by Johnny Dawkins, Duke (1983-86)

Consecutive:

86 by Jeff Mullins, Duke 1962-64 (each of his 86 career games)

Consecutive Games with 30 Points or More:

8 by Len Chappell, Wake Forest 1961-62

40-POINT GAMES**Career:**

10 by Buzzy Wilkinson, Virginia, 1954-55

Season:

5 by Buzzy Wilkinson, Virginia, 1954 & 1955

REBOUNDING**Game:**

36 by Dickie Hemric, Wake Forest vs. Clemson, Feb. 4, 1955

ACC Game:

36 by Dickie Hemric, Wake Forest vs. Clemson, Feb. 4, 1955

Season:

581 by Ronnie Shavlik, NC State, 1955 (32 games, 18.1 average)

Season - ACC Games:

239 by Tim Duncan, Wake Forest, 1997 (239 rebounds in 16 games)

Career:

1,802 by Dickie Hemric, Wake Forest, 1952-55 (104 games, 17.3 average)

REBOUNDS PER GAME**Season:**

19.5 by Ronnie Shavlik, NC State, 1956 (545 rebounds in 28 games)

Season - ACC Games:

16.0 by Billy Cunningham, North Carolina, 1964 (224 rebounds in 14 games)

Career:

17.3 by Dickie Hemric, Wake Forest, 1952-55 (1,802 rebounds, 104 games)


FIELD GOALS**FIELD GOALS MADE****Game:**

27 by David Thompson, NC State vs. Buffalo, Dec. 5, 1974 (34 minutes, 57 points, 27-37 FGs, 17 Reb.)

ACC Game:

19 by Lennie Rosenbluth, North Carolina vs. Clemson, March 7, 1957 (39 minutes, 45 points, 19-31 FGs)

19 by Butch Zatezal, Clemson vs. Wake Forest, Feb. 18, 1969 (40 minutes, 46 points, 19-38 FGs, 6 Reb.)



Clemson's Butch Zatezal tied a school record with a 46-point effort in a 100-84 loss at Wake Forest on Feb. 18, 1969. The Aliquippa, Pa., junior made 19 of 38 from the floor against the Demon Deacons.

Season:

347 by David Thompson, NC State, 1975 (635 attempts, .546 pct.)

Career:

1,026 by Johnny Dawkins, Duke, 1983-86 (2,019 attempts, .508 pct.)

FIELD GOAL ATTEMPTS**Game:**

44 by Buzzy Wilkinson, Virginia vs. Duke, March 4, 1954 (40 min., 42 points, 13-44, 16-22 FTs)

44 by Grady Wallace, South Carolina vs. NC State, Feb. 9, 1957 (40 min., 45 points, 19-44)

ACC Game:

44 by Buzzy Wilkinson, Virginia vs. Duke, March 4, 1954 (40 min., 42 points, 13-44, 16-22 FTs)

44 by Grady Wallace, South Carolina vs. NC State, Feb. 9, 1957 (40 min., 45 points, 19-44 FGs)

Season:

767 by Buzzy Wilkinson, Virginia, 1954 (288 field goals made, .375 pct., 28.4 FG attempts per game)

Career:

2,019 by Johnny Dawkins, Duke, 1983-86 (made 1,026, .508 pct.)

FIELD GOAL PERCENTAGE**Game:**

1.000 by Brad Daugherty, North Carolina vs. UCLA, 11-24-85 (13 of 13; most attempts)

ACC Game:

1.000 by Scott Williams, North Carolina vs. Virginia, Jan. 13, 1990 (12 of 12, 31 points, 6 Reb.)

Season:

.697 by Brendan Haywood, North Carolina, 2000 (191 of 274)

Season - ACC Games:

.733 by Brendan Haywood, North Carolina, 2000 (88 of 120)

Career:

.637 by Brendan Haywood, North Carolina, 1997-2001 (541 of 849)

CONSECUTIVE FIELD GOALS**Game:**

13 by Brad Daugherty, North Carolina vs. UCLA, Nov. 24, 1985 (13 of 13)

ACC Game:

12 by Scott Williams, North Carolina vs. Virginia, Jan. 13, 1990 (12 of 12)

12 by Ernie Wiggins, Wake Forest vs. NC State, Feb. 25, 1956 (12 of 13)

Season:

20 by Alaa Abdelnaby, Duke, 1989

3-POINT FIELD GOALS**THREE-POINT FIELD GOALS MADE****Game:**

11 by Dennis Scott, Georgia Tech vs. Houston, Dec. 28, 1988 (39 points, 11 of 19)

11 by Craig Dawson, Wake Forest vs. Clemson, (2ot) Feb. 13, 2002 (38 points, 11 of 17)

ACC Game:

11 by Craig Dawson, Wake Forest vs. Clemson, (2ot) Feb. 13, 2002 (38 points, 11 of 17)

Season:

139 by J.J. Redick, Duke, 2006 (330 attempts, .421 pct., 36 games, 3.9 made per game)

Season - ACC Games:

78 by Curtis Staples, Virginia, 1998 (196 attempts, .397 pct., 16 games, 4.9 made per game)

Career:

457 by J.J. Redick, Duke, 2003-06 (1,126 attempts, .405 pct., 139 games, 3.3 made per game)

THREE-POINT FIELD GOAL ATTEMPTS**Game:**

22 by Walt Williams, Maryland vs. Clemson, Feb. 22, 1992 (39 min., 34 points, 6 of 22)

ACC Game:

22 by Walt Williams, Maryland vs. Clemson, Feb. 22, 1992 (39 min., 34 points, 6 of 22)

Season:

333 by Curtis Staples, Virginia, 1998 (130 made, .390 pct., 30 games, 11.1 attempts per game)

Season - ACC Games:

196 by Curtis Staples, Virginia, 1998 (79 made, .397 pct., 16 games, 12.3 attempts per game)

Career:

1,126 by J.J. Redick, Duke, 2003-06 (457 made, .405 pct, 139 games, 8.1 attempts per game)

3-POINT FIELD PERCENTAGE**Game (minimum 7 made):**

1.000 by James Collins, Florida State (95) vs. South Florida (88), Nov. 29, 1994 (7 of 7, 29 points)

1.000 by Sam Cassell, Florida State (94) vs. Tulane (63), March 20, 1993 (7 of 7, 31 points)

1.000 by Allarik Freeman, NC State (95) vs. North Carolina (91) ot, January 27, 2018 (7 of 7, 29 points)

ACC Game (minimum 7 made):

1.000 by Allarik Freeman, NC State (95) vs. North Carolina (91) ot, January 27, 2018 (7 of 7, 29 points)

Season:

.557 by Christian Laettner, Duke, 1992 (54 of 97)

Season - ACC Games:

.625 by Christian Laettner, Duke, 1992 (30 of 48)

Career:

.461 by Ty Outlaw, Virginia Tech 2017, '19 (136 of 291)

Consecutive 3-Point Field Goals Made:

12 by Raymond Felton, North Carolina, 2005

THREE-POINT FIELD GOALS - 1983 (17'9")**Game:**

1.000 by Marc Campbell, Clemson vs. Maryland, Feb. 19, 1983 (7 of 7)

1.000 by Marc Campbell, Clemson vs. Virginia, Feb. 23, 1983 (7 of 7), 1983

Season Percentage:

.586 by Steve Rivers, Maryland (17 of 29), 1983

Consecutive Made:

14 by Marc Campbell, Clemson, 1983

FREE THROWS

FREE THROWS MADE

Game:
23 by Tyree Appleby, Wake Forest vs. North Carolina, Feb. 7, 2023 (28 attempts, 35 points)

ACC Game:
23 by Tyree Appleby, Wake Forest vs. North Carolina, Feb. 7, 2023 (28 attempts, 35 points)

Season:
304 by Tyler Hansbrough, North Carolina, 2008 (377 attempts, .806 pct., 11.2 made per game)

Career:
982 by Tyler Hansbrough, North Carolina, 2009 (1,241 attempts, .791 pct., 6.9 made per game)

FREE THROWS ATTEMPTED

Game:
28 by Tyree Appleby, Wake Forest vs. North Carolina, Feb. 7, 2023 (made 23, 35 points)

ACC Game:
28 by Tyree Appleby, Wake Forest vs. North Carolina, Feb. 7, 2023 (made 23, 35 points)

Season:
403 by Dickie Hemric, Wake Forest, 1955 (made 302, .749 pct., 14.9 attempts per game)

Career:
1,359 by Dickie Hemric, Wake Forest, 1952-1955 (made 905, .666 pct., 13.1 attempts per game)

FREE THROW PERCENTAGE

Game (Most attempts):
21 of 21 by York Larese, North Carolina vs. Duke, Dec. 29, 1959 (37 points; most attempts)

Season:
.953 by J.J. Redick, Duke, 2004 (143 of 150)

Career:
.912 by J.J. Redick, Duke, 2003-06 (662 of 726)

CONSECUTIVE FREE THROWS

Game:
21 by York Larese, North Carolina vs. Duke, Dec. 29, 1959 (21 of 21, 37 points)

Season:
66 by Scott Wood, NC State, 2011-12

ASSISTS

Game:
20 by Chris Corchiani, NC State vs. Maryland, Feb. 27, 1991 (36 minutes, 8 pts., 6 TOs)
20 by Grayson Marshall, Clemson vs. Maryland-Eastern Shore, Feb. 25, 1985 (35 minutes, 6 pts., 6 TOs)

ACC Game:
20 by Chris Corchiani, NC State vs. Maryland, Feb. 27, 1991 (36 min., 8 pts., 6 TOs)

Season:
351 by Kendall Marshall, North Carolina, 2012 (9.8 assists per game, 2.48:1 assists/turnover ratio)

Career:
1,076 by Bobby Hurley, Duke, 1990-93 (7.7 assists per game, 2.01:1 assists/turnover ratio)

ASSISTS PER GAME

Season:
9.8 by Kendall Marshall, North Carolina, 2012 (351 assists, 36 games; 2.48:1 assists/turnover ratio)

Career:
8.4 by Chris Corchiani, NC State, 1988-91 (1,038 assists, 124 games; 2.60:1 assists/turnover ratio)

ASSISTS TO TURNOVER RATIO

Season:
4.11-to-1 by James Robinson, Pitt, 2014 (36 games, 148 assists, 36 turnovers, 4.1 per game)

Career:
3.64-to-1 by James Robinson, Pitt, 2014-16 (488 assists, 134 turnovers)

MOST ASSISTS WITHOUT A TURNOVER

Game:
15 by Ishua Benjamin, NC State vs. Sam Houston State, Dec. 18, 1997.

BLOCKED SHOTS

Game:
13 by Sean Williams, Boston College vs. Duquesne, Dec. 28, 2006 (45 min., 19 pts., 10 rebs.)
13 by Anthony King, Miami vs. Florida Atlantic, Nov. 29 2004 (30 min., 11 pts., 10 rebs.)

ACC Game:
11 by Tyrelle Blair, Boston College vs. Maryland, Dec. 9, 2007 (31 minutes, 6 rebs., 10 pts.)

Season:
157 by Ralph Sampson, Virginia, 1980 (34 games, 4.6 blocks per game)

Season - ACC Games:
68 by Sharone Wright, Clemson, 1993 (16 games, 4.3 blocks per game)
68 by Shelden Williams, Duke, 2006 (16 games, 4.3 blocks per game)

Career:
462 by Ralph Sampson, Virginia, 1980-83 (132 games, 3.5 blocks per game)

BLOCKED SHOTS PER GAME

Season:
5.1 by Cedric Lewis, Maryland, 1991 (143 blocks in 28 games)

Season - ACC Games:
4.4 by Cedric Lewis, Maryland, 1991 (62 blocks in 14 games)

Career:
4.1 by Tree Rollins, Clemson, 1974-77 (450 blocks in 110 games)

STEALS

Game:
11 by Kenny Dennard, Duke vs. Maryland, Feb. 2, 1979 (32 min., 13 pts., 5 rebs.)

ACC Game:
11 by Kenny Dennard, Duke vs. Maryland, Feb. 2, 1979 (32 min., 13 pts., 5 rebs.)

Season:
110 by Johnny Rhodes, Maryland, 1996 (30 games, 3.7 steals per game)

Season - ACC Games:
53 by Johnny Rhodes, Maryland, 1996 (16 games, 3.3 steals per game)

Career:
344 by Johnny Rhodes, Maryland, 1993-96 (122 games)

STEALS PER GAME

Season:
3.7 by Johnny Rhodes, Maryland, 1996 (110 in 37 games)

Season - ACC Games:
3.3 by Johnny Rhodes, Maryland, 1996 (53 steals in 16 games)

Career:
2.8 by Johnny Rhodes, Maryland, 1996 (344 in 122 games)

MISCELLANEOUS

DOUBLE-DOUBLES

Season:
31 by Armando Bacot, 2022 (39 games, 16.3 points, 13.1 rebounds)

Career:
87 by Tim Duncan, Wake Forest, 1994-97 (128 games, 16.5 points, 12.3 rebounds, 3.8 blocked shots)
87 by Armando Bacot, North Carolina, 2020-24 (169 games, 13.9 points, 10.1 rebounds, 1.3 blocked shots)

GAMES PLAYED

Season:
41 by D.J. Burns Jr., Ben Middlebrooks, Casey Morsell, Michael O'Connell and Jayden Taylor, NC State, 2024

Career:
169 by Armando Bacot, North Carolina, 2020-24 (5 seasons)
152 by Deon Thompson, North Carolina, 2007-10 (4 seasons)

MINUTES PLAYED

Season:
1,470 by Jon Scheyer, Duke, 2010 (40 games, 36.8 minutes per game)

Per Game:
39.1 by Dennis Scott, Georgia Tech, 1990 (1,368 minutes, 35 games)

Career:
5,339 by Kihei Clark, Virginia, 2019-23 (161 games/5 seasons, 33.2 minutes per game)
4,887 by Kyle Singler, Duke, 2008-11 (147 games/4 seasons, 33.2 minutes per game)

PERSONAL FOULS

Season:
138 by Brian Zoubek, Duke, 2010 (40 games)

Fouls Per Game - Season:
4.23 by Lee Collins, South Carolina, 1954 (110 fouls in 26 games)

Career:
443 Scott Williams, North Carolina, 1987-90 (138 games)

Fouls Per Game - Career:
4.04 by Lee Collins, South Carolina, 1954-56 (307 in 76 games)

GAMES DISQUALIFIED

Season:
14 by Willie Hodge, Duke, 1976 (27 games, 106 fouls)

Career:
35 by Lee Collins, South Carolina, 1954-56 (307 in 76 games)

Most Games Played Without Fouling Out:
138 by Ed Cota, North Carolina, 1997-2000

SCORING**Points:**

144 by NC State vs. Georgia Southern (100), Dec. 4, 1972; by NC State vs. Buffalo State (88), Dec. 5, 1974

ACC Game:

136 by Duke vs. Virginia (72), Feb. 11, 1965.

Points by Losing Team:

120 by Georgia Tech vs. Georgia State (123) 4ot, Nov. 25, 2020

115 by Wake Forest vs. Clemson (118) 2ot, Feb. 13, 2002.

114 by North Carolina vs. Wake Forest (119) 3ot, Dec. 20, 2003.

Points by Losing Team in ACC Game:

115 by Wake Forest vs. Clemson (118) 2ot, Feb. 13, 2002.

Most Points Two Teams:

244 by NC State (144) vs. Georgia Southern (100), Dec. 4, 1972

Most Points Two ACC Teams:

234 by Maryland (124) vs. NC State (110), Dec. 20, 1978.

233 by Clemson (118) vs. Wake Forest (115) 2ot, Feb. 13, 2002.

233 by North Carolina (114) vs. Wake Forest (119) 3ot, Dec. 20, 2003.

Most Points One Half:

85 by Maryland (138) vs. Morgan State (72), Dec. 23, 1994 (53 1st half, 85 2nd half)

Most Points One Half ACC Game:

74 by NC State (130) vs. Wake Forest (89), March 5, 1983 (56 1st half, 74 2nd half)

Most Points One Half - Two Teams:

145 by Maryland (77) vs. NC State (68), Dec. 20, 1978

Fewest Points Scored:

10 by Duke vs. NC State (12), March 8, 1968

Fewest Points Two Teams:

22 by Duke (10) vs. NC State (12), March 8, 1968

Fewest Points Allowed One Half:

0 by Duke (47) vs. North Carolina (40), Feb. 24, 1979 (Duke led 7-0 at the half)

Longest Time Holding Opponent Scoreless:

20:48 by Duke (47) vs. North Carolina (40), Feb. 24, 1970 (UNC first points at 19:12 of 2nd half)

Widest Margin of Victory:

84 by North Carolina (129) vs. Manhattan (45), Dec. 6, 1986

Widest Margin of Victory ACC Game:

64 by Duke (136) vs. Virginia (72), Feb. 11, 1965

Deficit Overcome to Win Game:

25 by Florida State (85) at Miami (84) [trailed 50-25, 1:29 in 1st half], Feb. 25, 2023

24 by Florida State (90) vs. North Carolina (81) in OT [trailed 42-18, 5:05 in 1st half], Jan. 22, 2004

23 by Virginia (91) vs. Duke (88) in 2OT [trailed 46-23, 17:37 in 2nd Half], Jan. 14, 1995

23 by Duke (71) at Louisville (69) [trailed 59-36, 9:55 in 2nd Half], Feb. 12, 2019

23 by Boston College (70) at Clemson (68) [trailed 34-11, 7:11 in 1st Half], Jan. 15, 2022

Halftime Deficit Overcome to Win Game:

23 by Florida State (85) at Miami (84) [trailed 54-31 at half], Feb. 25, 2023

21 by Virginia (91) vs. Duke (88) in 2OT [trailed 40-19 at half], Jan. 14, 1995

Deficit Overcome with 5 Mins Left on Clock to Win Game:

13 by Duke (98) at North Carolina (96) in OT [trailed 77-64, 3:40 in 2nd Half], Feb. 8, 2020

Deficit Overcome with Less Than 1 Min Left on Clock to Win Game:

10 by Duke (98) at Maryland (96) in OT [trailed 90-80, :55 in 2nd Half], Jan. 27, 2001

FIELD GOALS**Field Goals Made:**

68 by NC State (144) vs. Buffalo State (88), Dec. 5, 1974 (112 attempted, .607 pct.)

Field Goals Made ACC Game:

55 by Duke (136) vs. Virginia (72), Feb. 11, 1965 (93 attempted, .591 pct.)

Most Field Goals Attempted:

119 by NC State (119) vs. Clemson (85), Feb. 5, 1955 (52 made, .437 pct.)

Most Field Goals Attempted ACC Game:

119 by NC State (119) vs. Clemson (85), Feb. 5, 1955 (52 made, .437 pct.)

Fewest Field Goals Made:

2 by Duke (10) vs. NC State (12), March 8, 1968 (11 attempted, .182 pct%)

Fewest Field Goals Made ACC Game:

2 by Duke (10) vs. NC State (12), March 8, 1968 (11 attempted, .182 pct%)

Fewest Field Goals Attempted:

11 by Duke (10) vs. NC State (12), March 8, 1968 (2 made, .182 pct.)

Highest Field Goal Percentage:

.833 by Maryland (31) vs. South Carolina (30), Jan. 9, 1971 (15 of 18)

Lowest Field Goal Percentage:

.167 by NC State (24) vs. Virginia Tech (47), Feb. 2, 2019 (9 of 54)

Lowest Field Goal Percentage Two Teams:

.250 by Duke (10) vs. NC State (12), (6 of 24, Duke 2-11, NC State 4-13)

Highest Field Goal Percentage, Half:

.941 by North Carolina (76) vs. Virginia (61), Jan. 7, 1978 (16 of 17, 2nd half)

3-POINT FIELD GOALS**3-Point Field Goals Made:**

19'9": 20 by Florida State (95) vs. Maine (55), Dec. 8, 2007 (35 attempts)

20'9": 19 by Notre Dame (107) vs. North Carolina A&T (53), Dec. 4, 2016 (35 attempts)

19 by Florida State (98) vs. Southern Miss (45), Dec. 21, 2017 (36 attempts)

19 by NC State (116) vs. Jacksonville (65), Dec. 22, 2017 (38 attempts)

22'1-3/4": 21 by Virginia Tech (100) vs. Delaware State (64), Nov. 20, 2019 (37 attempts)

3-Point Field Goals Made ACC Game:

19 by Boston College (71) vs. Syracuse (84), 3/3/20 (42 attempts)

3-Point Field Goals Attempted:

19'9": 43 by Wake Forest (73) vs. North Carolina (79), Jan. 31, 1998 (18 made, .419 pct.)

20'9": 43 by Duke (91) vs. Syracuse (95) OT, Jan. 14, 2019 (9 made, .209 pct.)

22'1-3/4": 42 by Boston College (71) vs. Syracuse (84), March 3, 2020 (19 made, .452 pct.)

3-Point Field Goals Attempted ACC Game:

43 by Wake Forest (73) vs. North Carolina (79), Jan. 31, 1998 (18 made, .419 pct.)

43 by Duke (91) vs. Syracuse (95) OT, Jan. 14, 2019 (9 made, .209 pct.)

3-Point Field Goal Percentage:

19'9": .909 by Duke (101) vs. Clemson (63), Feb. 1, 1988 (10 of 11)

20'9": .733 by North Carolina (105) vs. Wake Forest (72), Feb. 22, 2014 (11 of 15)

22'1-3/4": .720 by Virginia Tech (85) at Florida State (72), Jan. 29, 2022 (18 of 25)

FREE THROWS**Free Throws Made:**

47 by NC State (89) vs. Penn State (74), Dec. 19, 1954 (59 attempted, .797 pct.)

Free Throws Made ACC Game:

43 by North Carolina (93) vs. South Carolina (56), Dec. 5, 1959 (53 attempted, .811 pct.)

43 by North Carolina (83) at NC State (57), Jan. 15, 1957 (56 attempted, .767 pct.)

Free Throws Attempted:

67 by Maryland (138) vs. Morgan State (72), Dec. 23, 1994 (41 made, .612 pct.)

Free Throws Attempted ACC Game:

59 by North Carolina (88) vs. Clemson (79), Jan. 28, 1998 (41 made, .695 pct.)

59 by North Carolina (103) at Clemson (99), Jan. 14, 1956 (33 made, .559 pct.)

Fewest Free Throws Made:

0 many times, last by Virginia Tech (82) vs. Florida State (60), March 4, 2023 (2 att.)

Fewest Free Throws Attempted:

0 by Miami (58) at Virginia (71), Feb. 5, 2022

0 by Virginia (49) vs. Wisconsin (37), Nov. 27, 2017

Highest Free Throw Percentage (most attempts):

1.000 by Wake Forest (95) vs. North Carolina (82), Jan. 15, 2005 (32 of 32)

Lowest Free Throw Percentage (most attempts):

.000 by Georgia Tech (46) vs. Duke (47), Feb. 3, 1982 (0 of 7)

REBOUNDS**Rebounds:**

92 by NC State (95) vs. South Carolina (68), Feb. 11, 1956 (+49 margin)

Rebound Margin

49 by NC State (95) vs. South Carolina (68), Feb. 11, 1956 (92 to 43)

Fewest Rebounds:

9 by North Carolina (20) vs. Duke (21), March 4, 1966

Fewest Rebounds Two Teams:

23 by Duke (10) vs. NC State (12), March 8, 1968 (Duke 14, NC State 9)

ASSISTS**Assists:**

41 by North Carolina (129) vs. Manhattan (45), Dec. 27, 1985; 36 by Clemson (109) vs. Bowling Green (91), Nov. 27, 1981; by Clemson (124) vs. West Virginia Tech (70), Dec. 16, 1980

Assists ACC Game:

35 by NC State (130) vs. Wake Forest (89), March 5, 1983

BLOCKED SHOTS**Blocked Shots:**

18 by Boston College (93) vs. Duquesne (98), OT, Dec. 28, 2006; North Carolina (89) vs. Stanford (55), Dec. 20, 1985; by Duke (88) vs. Illinois-Chicago (55), Dec. 14, 2004.

Blocked Shots ACC Game:

17 by Duke (115) vs. Virginia (69), Jan. 10, 1999

STEALS**Steals:**

26 by NC State (96) vs. Clemson (68), Jan. 12, 1974 (Clemson had 38 turnovers)

TURNOVERS**Most Turnovers:**

38 by Clemson (68) vs. NC State (94), Jan. 12, 1974 (NC State had 24 steals)

Fewest Turnovers:

1 by NC State (77) vs. Clemson (74), Feb. 20, 2016; NC State (12), Duke (10), March 8, 1968

Fewest Turnovers Two Teams:

5 by NC State (12), Duke (10), March 8, 1968 (NC State 1, Duke 4)

Most Turnovers by Opponent:

47 by Appalachian State (57) vs. Clemson (103), Dec. 7, 1974

PERSONAL FOULS**Personal Fouls:**

41 by Clemson (79) vs. North Carolina (88), Jan. 28, 1998 (6 players disqualified)

Players Disqualified:

6 by Clemson (79) vs. North Carolina (88), Jan. 28, 1998 (41 fouls)

OVERTIME**Overtime Periods:**

4, six times:
North Carolina (101) vs. Alabama (103), Nov. 27, 2022;
NC State (104) vs. Nebraska (100), Dec. 1, 2021;
Georgia Tech (120) vs. Georgia St. (123), Nov. 25, 2020;
NC State (110) vs. Wake Forest (103), March 4, 1989;
North Carolina (113) vs. Tulane (106), Feb. 14, 1976;
NC State (78) vs. Canisius (79), March 6, 1956

Total Points - One Overtime Period:

24 by Clemson (95) vs. Georgia Tech (78), Feb. 5, 1992

POINTS SCORED

Most Points Scored:

3,581 by Duke, 1999 (39 games, 91.8 per game average)

Highest Scoring Average:

92.9 by NC State, 1973 (2,509 points in 27 games)

Scoring Margin:

24.7 by Duke, 1999 (91.8 to 67.1 in 39 games)

Most Games at Least 100 Points:

10 by NC State, 1973

Consecutive Games at Least 100 Points:

5 by Clemson, 1977

Fewest Points Scored:

1,127 by NC State, 1973 (19 games)

Lowest Defense Scoring Average:

49.1 by NC State, 1982 (1,570 in 32 games)

Highest Opponent Scoring Average:

95.0 vs. Clemson, 1955 (2,186 in 23)

FIELD GOALS

Most Field Goals Made:

1,250 by North Carolina, 2008 (2,564 attempts, .488 pct.)

Most Field Goals Attempted:

2,677 by NC State, 1955 (32 games, 81.2 per game)

Highest Field Goal Percentage:

.559 by North Carolina, 1986 (1,197 of 2,140)

Lowest Field Goal Percentage:

.349 by NC State, 1954 (999 of 2,864)

Field Goals Made Per Game:

37.3 by NC State, 1974 (1,157 field goals, 32 games)

Field Goal Attempts Per Game:

83.0 by NC State, 1955 (2,656 attempts, 32 games)

3-POINT FIELD GOALS

Most 3-Point Field Goals Made:

407 by Duke, 2001 (1,057 attempted, .385 pct.)

Most 3-Point Field Goals Attempted:

1,057 by Duke, 2001 (407 made, .385 pct.)

Highest 3-Point Field Goal Percentage:

.448 by Clemson, 1987 (203 of 453)

Lowest 3-Point Field Goal Percentage:

.283 by Maryland, 1989 (88 of 311)

Fewest 3-Point Field Goals Made Per Game:

1.4 by Virginia, 1977 (43 of 130, 31 games)

Fewest 3-Point Field Goals Attempts Per Game:

4.2 by Virginia, 1977 (43 of 130, 31 games)

Most 3-Point Field Goals Made Per Game:

10.4 by Duke, 2001 (407 made in 39 games)

Most 3-Point Field Goals Attempts Per Game:

27.1 by Duke, 2001 (1,057 attempted in 39 games)

FREE THROWS

Most Free Throws Made:

888 by Duke, 1990 (1,165 attempts)

Most Free Throws Attempted:

1,167 by North Carolina, 1957 (817 made)

Highest Free Throw Percentage:

.800 by Notre Dame, 2017 (489 of 611)

Lowest Free Throw Percentage:

.578 by Clemson, 2007 (354 of 612)

Consecutive Free Throws Made:

50 by Wake Forest, 2005, Jan. 15 & Jan. 18, 2005

Free Throws Made Per Game:

26.3 by Wake Forest, 1954 (709 of 938, 27 games)

Free Throws Attempted Per Game:

36.5 by NC State, 1954 (809 of 1,277, 35 games)

REBOUNDS

Rebound Margin:

+19.3 by NC State, 1955 (58.3 to 39.0)

Rebounds Per Game:

59.4 by NC State, 1956 (1,663 rebounds in 28 games)

Rebounds:

1,735 by NC State, 1954 (35 games, 49.6 per game)

OVERALL GAMES WON

Duke	1999	37-2
Duke	1986	37-3
North Carolina	2008	36-3
Virginia	2019	35-3
Duke	2015	35-4
Duke	2001	35-4
Duke	2010	35-5
Duke	1992	34-2
North Carolina	2009	34-4
North Carolina	1993	34-4
North Carolina	1998	34-4

ACC REGULAR-SEASON GAMES WON

Virginia	2018	17-1
North Carolina	2024	17-3
Duke	1999	16-0
North Carolina	2019	16-2
Virginia	2019	16-2
Virginia	2015	16-2
Virginia	2014	16-2
Duke	2022	16-4
Florida State	2020	16-4
Maryland	2002	15-1
Duke	2000	15-1
Duke	2015	15-3
Miami	2013	15-3
Duke	2020	15-5
Louisville	2020	15-5
Virginia	2020	15-5
Miami	2023	15-5
Virginia	2023	15-5
Duke	2024	15-5

PERFECT SEASON - ALL GAMES

North Carolina	1957	32-0
NC State	1973	27-0

PERFECT SEASON - ACC GAMES

Duke	1999	16-0
North Carolina	1987	14-0
North Carolina	1984	14-0
Duke	1963	14-0
North Carolina	1957	14-0

ASSISTS

Most Assists:

855 by North Carolina, 1973 (33 games, 25.9 per game)

Assists Per Game:

25.9 by North Carolina, 1973 (855 assists in 33 games)

BLOCKED SHOTS

Most Blocked Shots:

257 by Duke, 2019 (38 games)

Blocked Shots Per Game:

6.8 by Duke, 2019 (257 in 38).

STEALS

Most Steals:

432 by Maryland, 1999 (34 games)

Steals Per Game:

12.7 by Maryland, 1999 (432 steals, 34 games)

NC State	1973	12-0
NC State	1974	12-0

CONSECUTIVE GAMES WON - ALL GAMES

North Carolina	1957 & 1958	37
NC State	1974 & 1975	36
Duke	1999	32
NC State	1973 & 1974	29
Virginia	1980 & 1981	28
Duke	2010 & 2011	25
Duke	1992 & 1993	23
Duke	1991 & 1992	23
NC State	1955 & 1956	23
Duke	2001 & 2002	22
North Carolina	1984	21
Duke	1986	21
North Carolina	1986	21
Duke	1963	20
North Carolina	1968	20

CONSECUTIVE ACC REGULAR-SEASON WINS

Duke	1998, 1999, 2000	31
NC State	1972, 1973, 1974, 1975	27
Duke	1962, 1963, 1964	26
North Carolina	1956, 1957, 1958	19
Wake Forest	1962 & 1963	16
Virginia	2017 & 2018	15
Duke	2006	14
Maryland	2002 & 2003	14

CONSECUTIVE ACC REGULAR-SEASON DEFEATS

Clemson	1954, 1955, 1956	26
Wake Forest	1985, 1986, 1987	22
Pitt	2017, 2018, 2019	21
Georgia Tech	1980 & 1981	16
Virginia	1960 & 1961	16

GAMES PLAYED

NC State	2024	41
Duke	1986 & 2010	40
North Carolina	2016 & 2017	40

PERSONAL FOULS

Most Personal Fouls:

767 by Duke, 1986 (40 games)

Fewest Personal Fouls:

323 by Virginia, 2021 (25 games)

Players Disqualified:

42 by Duke, 1976 (615 fouls, 27 games)

Fewest Players Disqualified:

1 by Virginia, 2014 (594 fouls, 37 games);

Opponents Disqualified:

44 vs. Virginia, 1976 (309 fouls, 30 games)

POINTS SCORED

58	Danny Ferry, Duke at Miami	12-10-88
57	David Thompson, NC State vs. Buffalo State	12-5-74
56	John Roche, South Carolina vs. Furman	2-5-71
55	Ronnie Shavlik, NC State vs. William & Mary	12-6-55
54	Grady Wallace, South Carolina vs. Georgia	12-21-56
51	Charlie Davis, Wake Forest vs. American	2-15-69
51	Barry Parkhill, Virginia vs. Baldwin-Wallace	12-12-71
50	Len Chappell, Wake Forest vs. Virginia	ACC 2-12-62
50	Kenny Anderson, Georgia Tech vs. Loyola Marymount	12-22-90
49	Dickie Hemric, Wake Forest vs. Virginia	ACC 12-11-54
49	Ronnie Shavlik, NC State at Villanova	1-1-55
49	Bob Lewis, North Carolina vs. Florida State	12-16-65
48	Buzzy Wilkinson, Virginia vs. Hampden-Sydney	12-1-54
48	Billy Cunningham, North Carolina vs. Tulane	12-10-64
48	Rodney Monroe, NC State vs. Georgia Tech	ACC 1-13-91
47	Lennie Rosenbluth, North Carolina vs. Furman	12-3-56
46	Jerome Robinson, Boston College at Notre Dame	ACC 2-6-18
46	Tyrese Rice, Boston College vs. North Carolina	ACC 3-1-08
46	Bill Yarborough, Clemson vs. South Carolina	ACC 1-18-55
46	Butch Zatezalo, Clemson vs. Wake Forest	ACC 2-18-69
45	Lennie Rosenbluth, North Carolina at Clemson	ACC 1-14-56
45	Lennie Rosenbluth, North Carolina vs. William & Mary	2-7-56
45	Grady Wallace, South Carolina at NC State	ACC 2-9-57
45	Lennie Rosenbluth, North Carolina vs. Clemson ¹	ACCT 3-7-57
45	Al Thornton, Florida State vs. Miami	ACC 3-3-07

FIELD GOALS MADE

27	David Thompson, NC State vs. Buffalo State (37 att.)	12-5-74
23	Danny Ferry, Duke at Miami (26 att.)	12-10-88
22	Ronnie Shavlik, NC State vs. William & Mary	12-1-54
21	Billy Cunningham, North Carolina vs. Tulane	12-10-64
21	John Roche, South Carolina vs. Furman (34 att.)	2-4-71
20	Lennie Rosenbluth, North Carolina vs. Furman	12-4-56
20	Grady Wallace, South Carolina vs. Georgia	12-21-56
19	Lennie Rosenbluth, North Carolina vs. Clemson (31 att.)	ACCT 3-7-57
19	Butch Zatezalo, Clemson at Wake Forest (38 att.)	ACC 2-18-69
19	Tony Laquintano, Virginia vs. West Virginia ⁶	12-17-60
19	Jeff Mullins, Duke vs. Villanova (28 att.)	3-13-64
19	Jim Connelly, Virginia at William & Mary	12-1-65
19	Charlie Davis, Wake Forest vs. American	2-15-69
19	Barry Parkhill, Virginia vs. Baldwin-Wallace	12-11-71
19	David Thompson, NC State vs. Davidson ² (32 att.)	12-21-74

FIELD GOALS ATTEMPTED

44	Buzzy Wilkinson, Virginia vs. Duke ¹ (13 made)	ACCT 3-4-54
42	Bill Yarborough, Clemson vs. NC State ¹ (15 made)	ACCT 3-3-55
42	Lennie Rosenbluth, UNC vs. Michigan State. ¹⁷ (11 made)	3-22-57
40	Grady Wallace, South Carolina vs. Duke ¹ (13 made)	ACCT 3-3-55
38	Butch Zatezalo, Clemson at Wake Forest (19 made)	ACC 2-18-69
37	Butch Zatezalo, Clemson vs. Furman (11 made)	1-4-68
37	David Thompson, NC State vs. Buffalo St. (27 made)	12-5-74
37	Rodney Monroe, NC State vs. Georgia Tech (17 made)	ACC 1-13-91
36	Ronnie Shavlik, NC State vs. Villanova (17 made)	1-29-55
36	Caleb Love, UNC vs. Alabama (13 made)	11-27-22

FIELD GOAL PERCENTAGE

(Minimum 10 made)

13-13	Zion Williamson, Duke vs. Syracuse	ACCT 3-14-19
13-13	Brad Daugherty, North Carolina vs. UCLA	11-24-85
12-12	Corey Raji, Boston College vs. Maine	12-23-08
12-12	Scott Williams, North Carolina vs. Virginia	ACC 1-13-90
12-12	J.J. Hickson, NC State vs. William & Mary	11-15-07
11-11	Carlos Boozer, Duke at Portland	12-19-00
10-10	Mike Lewis, Duke vs. Penn State	1-3-66
10-10	Mike Gminski, Duke vs. Johns Hopkins	11-30-76
10-10	Doug Edwards, Florida State vs. UNC-Asheville	1-2-92
10-10	Matt Geiger, Georgia Tech vs. Clemson	ACC 3-8-92
10-10	Christian Laettner, Duke vs. Kentucky ⁵	NCAA 3-28-92
10-10	Jeff McInnis North Carolina vs. Cincinnati ²	12-3-94
10-10	Lonny Baxter, Maryland vs. North Texas	12-23-98

THREE-POINT FIELD GOALS MADE

11	Dennis Scott, Georgia Tech vs. Houston (19 att) ⁷	12-28-88
11	Craig Dawson, Wake Forest at Clemson (17 att)	ACC 2-13-02
10	Matt Farrell, Notre Dame at Boston College (13 att)	ACC 2-17-18
9	Hunter Cattoor, Virginia Tech at Florida State (11 att)	ACC 1-29-22
9	Justin Robinson, Virginia Tech vs. Syracuse (13 att)	ACC 1-26-19
9	Jordan Chatman, Boston College at Virginia Tech (11 att)	ACC 1-29-17
9	John Gillon, Syracuse at NC State (10 att)	ACC 2-1-17
9	Trevor Cooney, Syracuse vs. Notre Dame (12 att.)	ACC 2-3-14
9	Shane Battier, Duke vs. Princeton (12 att)	11-14-00
9	Mike Jones, Maryland vs. Missouri-Kansas City (13 att)	12-13-06
9	Isaiah Swann, Florida State vs. Mississippi State (13 att)	3-20-07
9	Tony Akins, Georgia Tech at Florida State (14 att)	ACC 2-21-00
9	Rodney Monroe, NC State vs. UNC-Asheville (14 att)	12-21-89
9	Curtis Staples, Virginia at Georgia Tech (15 att)	ACC 2-15-98
9	Lewis Clinch, Georgia Tech vs. Miami (16 att)	ACC 3-4-09
9	J.J. Redick, Duke vs. Texas (16 att)	12-10-05
9	Curtis Staples, Virginia vs. UNLV (16 att)	2-12-95
9	Drew Berry, Georgia Tech at North Carolina (17 att)	ACC 2-10-96
9	Randolph Childress, Wake Forest vs. UNC ³ (17 att)	ACCT 3-12-95
9	Dennis Scott, Georgia Tech at North Carolina (18 att)	ACC 1-28-89

THREE-POINT FIELD GOALS ATTEMPTED

22	Walt Williams, Maryland at Clemson (6 made)	ACC 2-22-92
20	Marcquise Reed, Clemson at Virginia Tech (8 made)	ACC 2-21-18
20	Terrell Stoglin, Maryland at Miami (6 made)	ACC 2-1-12
19	Dennis Scott, Georgia Tech vs. Houston ⁷ (11 made)	12-28-88
19	Dennis Scott, Georgia Tech at North Carolina (9 made)	ACC 1-28-89
18	Maverick Rowan, NC State vs. Syracuse (8 made)	ACC 2-1-17
18	Justin Gray, Wake Forest vs. Texas (8 made)	1-13-04
18	Lewis Clinch, Georgia Tech vs. Florida State ¹⁶ (7 made)	ACCT 3-13-09
18	Bobby Hurley, Duke vs. California ⁸ (7 made)	3-20-93
17	Blake Hinson, Pitt vs. Syracuse (6 made)	ACC 2-25-23
17	Darin Green Jr., Florida State vs. Syracuse (5 made)	ACC 2-8-23
17	RJ Barrett, Duke vs. Syracuse (4 made)	ACC 1-14-19
17	Ralston Turner, NC State vs. Tennessee (8 made)	12-17-14
17	Craig Dawson, Wake Forest at Clemson (11 made)	ACC 2-13-02
17	Randolph Childress, Wake Forest vs. UNC ³ (9 made)	ACCT 3-12-95
17	Drew Berry, Georgia Tech at North Carolina (9 made)	ACC 2-10-96
17	Chris Corchiani, NC State at Maryland (6 made)	ACC 1-26-91
17	Curtis Staples, Virginia vs. North Carolina (6 made)	ACC 2-11-98

THREE-POINT FIELD GOAL PERCENTAGE

(minimum 6 made)

7-7	Blake Hinson, Pitt at Duke	ACC 1-20-24
7-7	Devin Vassell, Florida State at Virginia Tech	ACC 2-1-20
7-7	Allerik Freeman, NC State at North Carolina	ACC 1-27-18
7-7	James Collins, Florida State vs. South Florida	11-29-94
7-7	Sam Cassell, Florida State vs. Tulane ⁹	3-20-93
6-6	John Mooney, Notre Dame at North Carolina	ACC 2-12-18
6-6	Ahmed Hill, Virginia Tech vs. Washington	11-17-17
6-6	Luke Kennard, Duke at Wake Forest	ACC 1-28-17
6-6	C.J. Harris, Wake Forest vs. Virginia Tech	ACC 3-10-13
6-6	Joe Rahon, Boston College vs. Dartmouth	12-31-12
6-6	Nate Johnson, Florida State vs. Stetson	12-30-03
6-6	Keith Gatlin, Maryland vs. Georgia Tech ³	ACCT 3-11-88
6-6	Migjen Bakalli, NC State vs. Southern Miss ¹⁰	3-14-91
6-6	Sam Cassell, Florida State at Clemson	ACC 1-20-93
6-6	Jason Capel, North Carolina vs. Clemson ¹⁶	ACCT 3-9-01

FREE THROWS MADE

23	Tyree Appleby, Wake Forest vs. North Carolina (28 att.)	ACC 2-7-23
21	Grady Wallace, South Carolina at Duke (23 att)	ACC 2-23-57
21	York Larese, North Carolina vs. Duke ¹ (21 att)	12-29-59
20	Tyler Zeller, North Carolina vs. Maryland (23 att)	ACC 2-29-12
20	Dorenzo Hudson, Virginia Tech vs. Seton Hall (21 att)	1-2-10
20	Malcolm Delaney, Virginia Tech vs. Clemson (23 att)	ACC 2-6-10
20	Bucky Allen, Duke vs. NC State (23 att)	ACC 1-5-57
20	Mike Cullahan, South Carolina at Tennessee (23 att)	12-17-59
20	Dickie Hemric, Wake Forest at Duke (26 att)	ACC 2-19-55

FREE THROWS ATTEMPTED

28	Tyree Appleby, Wake Forest vs. North Carolina (23 made)	ACC 2-7-23
26	Dickie Hemric, Wake Forest at Duke (20 made)	ACC 2-19-55
26	Ronnie Shavlik, NC State vs. Villanova (17 made)	1-29-55
25	Buzzy Wilkinson, Virginia vs. Duke (18 made)	ACC 2-22-55
24	Joe Belmont, Duke at Pennsylvania (19 made)	12-16-55
24	Lennie Rosenbluth, North Carolina vs. Clemson (19 made)	ACC 1-14-56
24	Art Heyman, Duke at Navy (16 made)	2-18-61
24	Billy Cunningham, North Carolina vs. Maryland (17 made)	ACC 1-13-64
24	Keith Booth, Maryland vs. George Washington ¹² (15 made)	12-9-96

FREE THROW PERCENTAGE

21-21	York Larese, North Carolina vs. Duke ¹	12-29-59
17-17	Buzzy Wilkinson, Virginia vs. Washington & Lee ¹³	1-14-55
17-17	Butch Zatezalo, Clemson vs. Maryland	ACC 1-15-68
16-16	Oshae Brissett, Syracuse vs. Buffalo	12-19-17
16-16	Erick Green, Virginia Tech vs. UNC-Greensboro ³	11-19-12
16-16	Jack McClinton, Miami vs. NC State	ACC 3-7-09
16-16	Charlie Davis, Wake Forest at Clemson	ACC 2-28-70
16-16	Paul Long, Wake Forest vs. Clemson	ACC 1-31-67
16-16	John Roche, South Carolina vs. Davidson	2-11-70
16-16	John Roche, South Carolina at Notre Dame	12-5-70
16-16	Bob Sura, Florida State vs. South Florida	11-29-94
15-15	Kevin "Boopie" Miller, Wake Forest at NC State	ACC 1-16-24
15-15	Bryant Crawford, Wake Forest vs. Duke	ACC 1-28-17
15-15	John Roche, South Carolina vs. Wake Forest	ACC 2-3-69
15-15	John Roche, South Carolina vs. Duke	ACC 12-12-70
14-14	14 times, last by RJ Davis, North Carolina vs. NC State	ACC 1-21-23

REBOUNDS

36	Dickie Hemric, Wake Forest vs. Clemson	ACC 2-4-55
35	Ronnie Shavlik, NC State at Villanova	1-1-55
35	Gary Gregor, South Carolina vs. Elon ²	12-19-66
34	Ronnie Shavlik, NC State vs. South Carolina	ACC 2-11-56
33	Lee Collins, South Carolina at The Citadel	2-4-56
30	Rusty Clark, North Carolina vs. Maryland	ACC 2-21-68
30	Tommy Smith, Clemson vs. Georgia	2-21-55
29	Ronnie Shavlik, NC State vs. BYU	12-21-55
28	Ronnie Shavlik, NC State vs. Virginia	ACC 2-1-55
28	Ronnie Shavlik, NC State vs. Clemson	ACC 2-4-56
28	Fred Lentz, South Carolina vs. Clemson	ACC 3-2-57
28	Billy Cunningham, North Carolina vs. Maryland	ACC 1-13-64
28	Tom Owens, South Carolina vs. Erskine	12-8-69
27	Lee Collins, South Carolina at Furman	2-25-56
27	Billy Cunningham, North Carolina vs. Clemson ²	ACC 2-16-63
26	Len Elmore, Maryland vs. Wake Forest	ACC 2-27-74
25	Lennie Rosenbluth, North Carolina vs. South Carolina	ACC 12-9-54
25	Lennie Rosenbluth, North Carolina vs. Virginia	ACC 1-11-55
25	Ronnie Shavlik, NC State vs. Eastern Kentucky	12-10-55
25	Donnie Mahaffey, Clemson vs. Georgia	1-3-63
25	Bob Mortell, Virginia vs. Washington-Lee	2-27-63
25	Billy Cunningham, North Carolina vs. South Carolina ²	ACC 2-15-64
25	Randy Denton, Duke vs. Northwestern	12-29-70
25	Tom Owens, South Carolina vs. Clemson ²	ACC 2-13-70

ASSISTS

20	Chris Corchiani, NC State vs. Maryland	ACC 2-27-91
20	Grayson Marshall, Clemson vs. UMES	11-25-85
19	Craig Neal, Georgia Tech vs. Duke	ACC 2-28-88
18	Derrick Johnson, Clemson vs. Boston College ¹⁴	12-28-76
18	Sidney Lowe, NC State vs. Western Carolina	22-29-82
18	Spud Webb, NC State vs. Northeastern	2-15-84
18	Kenny Anderson, Georgia Tech vs. Pittsburgh ¹⁵	12-28-89
18	Raymond Felton, North Carolina vs. George Mason	12-7-03
17	Tyrone Bagues, Wake Forest at North Carolina	ACC 2-8-86
17	Tyrone Bagues, Wake Forest vs. Clemson ³	ACC 1-10-87
17	Craig Neal, Georgia Tech vs. Virginia	ACC 2-25-88
17	Jeff Lebo, North Carolina vs. Chattanooga	11-18-88
17	Ed Cota, North Carolina vs. UNLV ²	12-4-99
17	Kenny Anderson Georgia Tech vs. North Carolina	ACC 2-1-90
16	Dennis Smith Jr., NC State vs. Rider	12-28-16
16	Kendall Marshall, North Carolina vs. Maryland	ACC 2-4-12
16	Kendall Marshall, North Carolina vs. Long Beach State	12-10-11
16	Kendall Marshall, North Carolina vs. Florida State	ACC 2-6-11
16	Derrick Johnson, Clemson vs. Buffalo	12-14-76
16	Bobby Hurley, Duke vs. Florida State	ACC 2-24-93
16	Ed Scott, Clemson vs. Wake Forest	ACC 2-13-02
16	Chris Corchiani, NC State vs. Alabama State	12-20-88
16	Chris Corchiani, NC State vs. Florida State	ACC 12-27-89
16	Chris Corchiani, NC State vs. Akron	11-28-88

STEALS

11	Kenny Dennard, Duke vs. Maryland	ACC 2-3-79
10	Chris Singleton, Florida State vs. UNCG	11-14-10
10	Mo Rivers, NC State vs. Clemson	ACC 1-12-74
9	Jose Alvarado, Georgia Tech vs. NC State	ACC 1-25-20
9	Justin Gainey, NC State vs. Virginia ²	ACCT 3-10-00
9	Derrick Phelps, North Carolina at Georgia Tech	ACC 2-2-92
9	Johnny Rhodes, Maryland vs. American	12-23-95
9	Johnny Rhodes, Maryland at North Carolina	ACC 2-7-96
9	Bob Sura, Florida State at Georgia Tech	ACC 3-2-95
8	Trent Forrest, Florida State at Duke	ACC 2-10-20
8	Quinn Cook, Duke vs. UCLA	12-19-13
8	Lorenzo Brown, NC State vs. UNC-Asheville	11-11-11
8	Ty Lawson, North Carolina vs. Michigan State ¹⁸	4-6-09
8	Kenny Anderson, Georgia Tech vs. Duke	ACC 1-30-91
8	Tyrone Bagues, Wake Forest vs. Georgia Southern	12-17-85
8	Tyrone Bagues, Wake Forest at Davidson	12-5-84
8	Dudley Bradley, North Carolina vs. Oregon State	11-30-77
8	Tyler Hansbrough, North Carolina vs. UNC-Asheville	1-7-06
8	Grant Hill, Duke vs. California ⁸	3-20-93
8	Quentin Jackson, NC State at Maryland	ACC 2-25-87
8	Derrick Phelps, North Carolina vs. Central Florida	12-7-91
8	Charlie Ward, Florida State at Wake Forest	ACC 1-11-92
8	Steve Wojciechowski, Duke vs. Vanderbilt	11-22-96

BLOCKED SHOTS

13	Sean Williams, Boston College vs. Duquesne	12-28-06
13	Anthony King, Miami vs. Florida Atlantic	11-29-04
12	Sean Williams, Boston College vs. Providence	11-22-06
12	Derrick Lewis, Maryland vs. James Madison	1-28-87
12	Cedric Lewis, Maryland vs. South Florida	1-19-91
12	Ralph Sampson, Virginia vs. Army	12-22-79
11	Tyree Walker, Wake Forest vs. Marist	11-23-10
11	Tyrelle Blair, Boston College vs. Maryland	ACC 12-9-07
11	Alvin Jones, Georgia Tech vs. Winthrop	11-24-97
10	Jay Huff, Virginia vs. Duke	ACC 2-29-20
10	BeeJay Anya, NC State vs. Jacksonville	11-26-14
10	Tim Duncan, Wake Forest vs. Maryland	ACC 1-13-96
10	Brendan Haywood, North Carolina vs. Miami	12-4-00
10	Cherokee Parks, Duke vs. Clemson ²	ACCT 3-11-94
10	Tree Rollins, Clemson vs. Presbyterian	12-13-75
10	Tree Rollins, Clemson vs. Jacksonville	12-16-76
10	Tree Rollins, Clemson vs. Duke	ACC 2-23-77
10	Shelden Williams, Duke vs. Maryland	ACC 1-11-06
10	Sharone Wright, Clemson vs. UNC Greensboro	12-12-92
10	Sharone Wright, Clemson vs. Maryland	ACC 1-26-93

CONSECUTIVE FREE THROWS MADE

67	Joseph Girard III, Clemson	2023-24
66	Scott Wood, NC State	2011-12
54	J.J. Redick, Duke	2003-04
48	John Gillon, Syracuse	2016-17
48	Jeff Lamp, Virginia	1979-80
45	Roger Mason, Virginia	2000-01
43	J.J. Redick, Duke	2002-03
43	Skip Brown, Wake Forest	1976-77
41	Jim Brennan, Clemson	1963-64
41	Jeff Lebo, North Carolina	1998-99
40	Juan Dixon, Maryland	2000-01
40	Jon Scheyer, Duke	2006-07

LEGEND: 1-Raleigh, N.C.; 2-Charlotte, N.C.; 3-Greensboro, N.C.; 4-Knoxville, Tenn.; 5-Philadelphia, Pa.; 6-Charleston, W.Va.; 7-Honolulu, HI; 8-Chicago, Ill.; 9-Orlando, Fla.; 10-College Park, Md.; 11-East Rutherford, N.J.; 12-Landover, Md.; 13-Fayetteville, W.Va.; 14-Milwaukee, Wis.; 15-Hartford, Conn. 16-Atlanta, Ga.; 17-Kansas City, Mo.; 18-Detroit, Mich. (Final Four).

CAREER POINTS SCORED

• includes season(s) in the Southern Conference

Player, School	Years	G	Avg.	Pts.
1. Tyler Hansbrough, North Carolina	2006-09	142	20.2	2,872
2. J.J. Redick, Duke	2003-06	139	19.9	2,769
3. Dickie Hemric, Wake Forest	•1952-55	104	24.9	2,587
4. Johnny Dawkins, Duke	1983-86	133	19.2	2,556
5. Rodney Monroe, NC State	1988-91	124	20.6	2,551
6. Bryant Stith, Virginia	1989-92	131	19.2	2,516
7. Christian Laettner, Duke	1989-92	148	16.6	2,460
8. Kyle Singler, Duke	2008-11	148	16.2	2,392
9. Armando Bacot, North Carolina	2020-24	169	13.9	2,347
10. Mike Gminski, Duke	1977-80	122	19.0	2,323
11. Jeff Lamp, Virginia	1978-81	123	18.8	2,317
12. David Thompson, NC State	1973-75	86	26.8	2,309
13. Phil Ford, North Carolina	1975-78	123	18.6	2,290
14. Juan Dixon, Maryland	1998-02	141	16.1	2,269
15. Malcolm Delaney, Virginia Tech	2088-11	136	16.6	2,255
16. Buzzy Wilkinson, Virginia	•1953-55	78	28.6	2,233
17. Ralph Sampson, Virginia	1980-83	132	16.9	2,228
18. Matt Harpring, Georgia Tech	1995-98	124	17.9	2,225
19. Randolph Childress, Wake Forest	1991,93-95	120	18.4	2,208
20. Joseph Girard III, Syracuse/Clemson	2020-24	161	13.6	2,196
21. Mark Price, Georgia Tech	1983-86	126	17.4	2,193
22. Greivis Vasquez, Maryland	2007-10	136	16.0	2,171
23. Len Chappell, Wake Forest	1960-62	87	24.9	2,165
24. Danny Ferry, Duke	1986-89	143	15.1	2,155
25. Len Bias, Maryland	1983-86	131	16.4	2,149

CAREER POINTS PER GAME

(minimum two years played & 75 percent of team's games played)

Player, School	Years	G	Pts.	Avg.
1. Buzzy Wilkinson, Virginia	•1953-55	78	2,233	28.63
2. Grady Wallace, South Carolina	1955-57	52	1,456	28.00
3. Lennie Rosenbluth, North Carolina	1955-57	76	2,045	26.91
4. David Thompson, NC State	1973-75	86	2,309	26.85
5. Art Heyman, Duke	1961-63	79	1,984	25.11
6. Charlie Davis, Wake Forest	1969-71	79	1,970	24.94
7. Len Chappell, Wake Forest	1960-62	87	2,165	24.89
8. Dickie Hemric, Wake Forest	•1953-55	104	2,587	24.85
9. Billy Cunningham, North Carolina	1963-65	69	1,709	24.77
10. Butch Zatezalo, Clemson	1968-70	75	1,761	23.48
11. Paul Long, Wake Forest	1966-67	53	1,225	23.11
12. Kenny Anderson, Georgia Tech	1990-91	65	1,497	23.03
13. John Roche, South Carolina	1969-71	85	1,910	22.47
14. Bob Lewis, North Carolina	1965-67	83	1,836	22.12
15. Charlie Scott, North Carolina	1975-77	91	2,007	22.05
16. Bob Verga, Duke	1965-67	80	1,758	21.98
17. Jeff Mullins, Duke	1962-64	86	1,888	21.95
18. Larry Miller, North Carolina	1966-68	91	1,982	21.78
19. Dennis Scott, Georgia Tech	1988-90	99	2,115	21.36
20. Kenny Carr, NC State	1975-77	86	1,772	20.60
21. Rodney Monroe, NC State	1988-91	124	2,551	20.57
22. Tom McMillen, Maryland	1972-74	88	1,807	20.53
23. Bob Leonard, Wake Forest	1964-66	80	1,637	20.46
24. Tyler Hansbrough, North Carolina	2006-09	142	2,872	20.23
25. Joe Smith, Maryland	1994-95	64	1,290	20.16

20-Point Games - Season

T.J. Warren, NCS	2014	31
Erick Green, VT	2013	28
Rodney Monroe, NCS	1991	28
J.J. Redick, Duke	2006	28
Lennie Rosenbluth, UNC	1957	28
David Thompson, NCS	1973	28
Tyler Hansbrough, UNC	2008	27
RJ Barrett, Duke	2019	26
Johnny Dawkins, Duke	1986	26
Antawn Jamison, UNC	1998	26
Buzzy Wilkinson, UVA	1955	26

30-Point Games - Season

Buzzy Wilkinson, UVA	1955	20
Len Chappell, WF	1962	15
David Thompson, NCS	1975	15
J.J. Redick, Duke	2006	14
Dennis Scott, GT	1990	13
Lennie Rosenbluth, UNC	1957	13
Walt Williams, Md.	1992	11
Len Chappell, WF	1961	10
Bob Verga, Duke	1967	10
Rodney Monroe, NCS	1990	10

CAREER REBOUNDS

• includes season(s) in the Southern Conference

Player, School	Years	G	Avg.	Reb.
1. Dickie Hemric, Wake Forest	•1952-55	104	17.3	1,802
2. Armando Bacot, North Carolina	2020-24	169	10.1	1,715
3. Ron Shavlik, NC State	1954-56	95	16.8	1,598
4. Tim Duncan, Wake Forest	1994-97	128	12.3	1,570
5. Ralph Sampson, Virginia	1980-83	132	11.4	1,511
6. Wayne Rollins, Clemson	1974-77	110	11.9	1,311
7. Sheldon Williams, Duke	2003-06	139	9.1	1,262
8. Mike Gminski, Duke	1977-80	122	10.2	1,242
9. Tyler Hansbrough, North Carolina	2006-09	142	8.6	1,219
10. Dale Davis, Clemson	1988-91	121	10.0	1,216
11. Len Chappell, Wake Forest	1960-62	87	13.9	1,213
12. Malcolm Mackey, Georgia Tech	1990-93	130	9.3	1,205
13. Sam Perkins, North Carolina	1981-84	135	8.6	1,167
14. Lee Collins, South Carolina	1953-56	93	12.5	1,159
15. Christian Laettner, Duke	1989-92	148	7.8	1,149
16. Tom Owens, South Carolina	1969-71	84	13.3	1,116
17. Travis Watson, Virginia	2000-03	119	9.4	1,115
18. Jeff Allen, Virginia Tech	2088-11	134	8.3	1,111
19. George Lynch, North Carolina	1990-93	140	7.8	1,097
20. Mason Plumlee, Duke	2010-13	141	7.7	1,085
21. Alvin Jones, Georgia Tech	1998-01	124	8.7	1,075
22. Randy Denton, Duke	1969-71	84	12.7	1,067
23. Tom Burleson, NC State	1972-74	84	12.7	1,066
24. Billy Cunningham, North Carolina	1963-65	69	15.4	1,062
25. Trevor Booker, Clemson	2007-10	134	7.9	1,060

CAREER REBOUNDS PER GAME

(minimum two years played & 75 percent of team's games played)

Player, School	Years	G	Reb.	Avg.
1. Dickie Hemric, Wake Forest	•1952-55	104	1,802	17.32
2. Ron Shavlik, NC State	1954-56	95	1,598	16.82
3. Billy Cunningham, North Carolina	1963-65	69	1,062	15.39
4. Len Chappell, Wake Forest	1960-62	87	1,213	13.94
5. Tom Owens, South Carolina	1969-71	84	1,116	13.28
6. Grady Wallace, South Carolina	1956-57	52	669	12.86
7. Randy Denton, Duke	1969-71	84	1,067	12.70
8. Tom Burleson, NC State	1972-74	84	1,066	12.69
9. John Richter, NC State	1957-59	74	936	12.64
10. Gary Gregor, South Carolina	1965-68	54	678	12.56
11. Mike Lewis, Duke	1966-68	84	1,051	12.51
12. Lee Collins, South Carolina	•1953-56	93	1,159	12.46
13. Tim Duncan, Wake Forest	1994-97	115	1,570	12.27
14. Len Elmore, Maryland	1972-74	86	1,053	12.24
15. Wayne Rollins, Clemson	1974-77	110	1,311	11.92
16. Ralph Sampson, Virginia	1980-83	132	1,511	11.45
17. Bernie Janicki, Duke	•1952-54	83	923	11.12
18. Art Heyman, Duke	1961-63	79	865	10.95
19. Buck Williams, Maryland	1979-81	85	928	10.91
20. Bob Kessler, Maryland	1954-56	78	849	10.88
21. Frank Standard, South Carolina	1966-68	67	720	10.75
22. Joe Smith, Maryland	1994-95	64	683	10.67
23. Gil McGregor, Wake Forest	1969-71	80	850	10.63
24. Al Bunge, Maryland	1958-60	75	795	10.60
25. Doug Moe, North Carolina	1958-61	60	635	10.58

20-Point Games - Career

Tyler Hansbrough, UNC	'06-09	79
J.J. Redick, Duke	'03-06	70
Rodney Monroe, NCS	'88-91	69
David Thompson, NCS	'73-75	65
Mike Gminski, Duke	'77-80	64
Art Heyman, Duke	'61-63	63
Johnny Dawkins, Duke	'83-86	60
Jeff Mullins, Duke	'62-64	56
Bryant Stith, UVA	'89-92	55
Buzzy Wilkinson, UVA	'54-55	51
Bob Verga, Duke	'65-67	50

30-Point Games - Career

David Thompson, NCS	'73-75	33
Buzzy Wilkinson, UVA	'54-55	33
Lennie Rosenbluth, UNC	'55-57	28
Len Chappell, WF	'60-62	26
Charlie Davis, WF	'69-71	22
Rodney Monroe, NCS	'88-91	21
J.J. Redick, Duke	'03-06	20
Dennis Scott, GT	'88-90	20
Billy Cunningham, UNC	'63-65	19
Art Heyman, Duke	'61-63	19
Walt Williams, Md.	'89-92	14

CAREER ASSISTS

Player, School	Years	G	Avg.	Ast.
1. Bobby Hurley, Duke	1990-93	140	7.7	1,076
2. Chris Corchiani, NC State	1988-91	124	8.4	1,038
3. Ed Cota, North Carolina	1997-00	138	7.5	1,030
4. Steve Blake, Maryland	2000-03	138	7.0	972
5. Grayson Marshall, Clemson	1985-88	122	7.0	857
6. Chris Duhon, Duke	2001-04	144	5.7	819
7. Tyrone Bogue, Wake Forest	1984-87	119	6.6	781
8. Greivis Vasquez, Maryland	2007-10	136	5.7	772
9. Kenny Smith, North Carolina	1984-87	127	6.1	768
10. Sidney Lowe, NC State	1980-83	120	6.4	762
11. Phil Ford, North Carolina	1975-78	123	6.1	753
12. Drew Barry, Georgia Tech	1993-96	117	6.2	724
13. Kihei Clark, Virginia	2019-23	161	4.5	718
14. Tommy Amaker, Duke	1984-87	138	5.1	708
15. Raymond Felton, North Carolina	2003-05	101	6.9	698
16. Travis Best, Georgia Tech	1992-95	119	5.6	692
17. Delvon Arrington, Florida State	1998-02	118	5.8	688
18. John Crotty, Virginia	1988-91	129	5.3	683
19. Craig Neal, Georgia Tech	1984-88	127	5.2	659
20. Keith Gatlin, Maryland	1984-88	122	5.3	649
21. Jason Williams, Duke	1999-02	108	6.0	644
22. Derrick Phelps, North Carolina	1991-94	132	4.8	637
23. Reece Beekman, Virginia	2021-24	126	5.0	636
24. King Rice, North Carolina	1988-91	140	4.5	629
25. Ishamel Smith, Wake Forest	2007-10	121	5.1	612

CAREER ASSISTS PER GAME

(minimum of two years played or 300 assists)

Player, School	Years	G	Ast.	Avg.
1. Chris Corchiani, NC State	1988-91	124	1,038	8.37
2. Kendall Marshall, North Carolina	2011-12	73	581	7.96
3. Bobby Hurley, Duke	1990-93	140	1,076	7.68
4. Ed Cota, North Carolina	1997-00	138	1,030	7.46
5. Steve Blake, Maryland	2000-03	138	972	7.04
6. Grayson Marshall, Clemson	1985-88	122	857	7.02
7. Kenny Anderson, Georgia Tech	1990-91	65	454	6.98
8. Raymond Felton, North Carolina	2003-05	101	698	6.91
9. Tyrone Bogue, Wake Forest	1984-87	119	781	6.56
10. Jerian Grant, Notre Dame	2014-15	50	327	6.54
11. Sidney Lowe, NC State	1980-83	120	762	6.35
12. Chris Paul, Wake Forest	2004-05	63	395	6.26
13. Drew Barry, Georgia Tech	1993-96	117	724	6.19
14. Phil Ford, North Carolina	1975-78	123	753	6.12
15. Chris Whitney, Clemson	1992-93	58	354	6.10
16. Kenny Smith, North Carolina	1984-87	127	768	6.05
17. Jason Williams, Duke	2000-02	108	644	5.96
18. Lorenzo Brown, NC State	2011-13	101	589	5.831
19. Delvon Arrington, Florida State	1999-02	118	688	5.830
20. Tre Jones, Duke	2019-20	65	377	5.80
21. Ty Lawson, North Carolina	2007-09	105	608	5.79
22. Chris Duhon, Duke	2001-04	144	819	5.69
23. Greivis Vasquez, Maryland	2007-10	136	772	5.68
24. Travis Best, Georgia Tech	1992-95	124	692	5.58
25. Jarrett Jack, Georgia Tech	2003-05	101	543	5.38

20-Point Games - Consecutive

Len Chappell, WF	1962	27
Rodney Monroe, NCS	1991	22
Len Chappell, WF	1961-62	20
T.J. Warren, NCS	2014	19
Bill Yarborough, Clem.	1954-55	19
Art Heyman, Duke	1961-62	17
Buzzy Wilkinson, UVA	1955	17
J.J. Redick, Duke	2006	16
Bob Verga, Duke	1967	16
Buzzy Wilkinson, UVA	1954	13

30-Point Games - Consecutive

Len Chappell, WF	1962	8
Walt Williams, Md.	1992	7
Buzzy Wilkinson, UVA	1955	6
Buzzy Wilkinson, UVA	1954-55	6
Buzzy Wilkinson, UVA	1955	5
Bobby Lewis, UNC	1965	5
J.J. Redick, Duke	2006	5

CAREER STEALS

Player, School	Years	G	Avg.	Stl.
1. Johnny Rhodes, Maryland	1993-96	122	2.8	344
2. Juan Dixon, Maryland	1999-02	141	2.4	333
3. Chris Corchiani, NC State	1988-91	124	2.6	328
4. Chris Duhon, Duke	2001-04	144	2.1	301
5. Tyrone Bogue, Wake Forest	1984-87	119	2.3	275
6. Vernon Hamilton, Clemson	2004-07	127	2.1	271
7. Shane Battier, Duke	1998-01	146	1.8	266
8. Tommy Amaker, Duke	1984-87	138	1.9	259
9. Jim Spanarkel, Duke	1976-79	114	2.2	253
10. Laron Profit, Maryland	1996-99	125	2.0	251
11. Derrick Phelps, North Carolina	1991-94	132	1.9	247
12. Christian Laettner, Duke	1989-92	148	1.6	243
13. George Lynch, North Carolina	1990-93	140	1.7	241
14. Mark Price, Georgia Tech	1983-86	126	1.9	240
15. Anthony Grundy, NC State	1998-02	121	1.9	239
16. Jason Williams, Duke	2000-02	108	2.2	235
17. Steve Blake, Maryland	2000-03	138	1.7	234
18. Jeff Allen, Virginia Tech	2088-11	134	1.7	233
19. Reece Beekman, Virginia	2021-24	126	1.8	228
20. Bruce Dalrymple, Georgia Tech	1984-87	126	1.8	227
21. Jose Alvarado, Georgia Tech	2017-21	106	2.1	226
22. Cliff Hammonds, Clemson	2005-08	134	1.7	225
23. Delvon Arrington, Florida State	1999-02	118	1.9	225
24. Trent Forrest, Florida State	2017-20	137	1.6	224
Jamon Gordon, Virginia Tech	2005-07	93	2.4	224

CAREER STEALS PER GAME

(minimum of two years played or 100 steals)

Player, School	Years	G	Stl.	Avg.
1. Johnny Rhodes, Maryland	1993-96	122	344	2.82
2. Chris Corchiani, NC State	1988-91	124	328	2.64
Tim Pickett, Florida State	2003-04	62	164	2.64
4. Kenny Anderson, Georgia Tech	1990-91	65	168	2.58
5. Chris Paul, Wake Forest	2004-05	63	160	2.54
6. Walter Davis, North Carolina	1975-77	61	149	2.44
7. Jamon Gordon, Virginia Tech	2005-07	93	224	2.41
8. Juan Dixon, Maryland	1999-02	141	333	2.36
9. Sam Cassell, Florida State	1993-94	66	153	2.32
10. Tyrone Bogue, Wake Forest	1984-87	119	275	2.31
11. Terrell Baker, Florida State	1998-99	61	139	2.28
12. Iman Shumpert, Georgia Tech	2009-11	92	207	2.25
13. Nate McMillan, NC State	1985-86	67	149	2.22
14. Jim Spanarkel, Duke	1976-79	114	253	2.21
15. Jason Williams, Duke	2000-02	108	235	2.18
16. Vernon Hamilton, Clemson	2004-07	127	271	2.134
17. Jose Alvarado, Georgia Tech	2017-21	106	226	2.132
18. Chris Duhon, Duke	2001-04	144	301	2.09
19. Phil Ford, North Carolina	1975-77	81	163	2.01
20. Laron Profit, Maryland	1996-99	125	251	2.00
21. Anthony Grundy, NC State	1999-02	121	239	1.98
22. Chris Whitney, Clemson	1993-94	58	114	1.96
23. Trey McGowens, Pitt	2019-20	66	127	1.92
Spud Webb, NC State	1984-85	66	127	1.92
25. Delvon Arrington, Florida State	1999-02	118	225	1.91

20-Rebound Games - Season

Ronnie Shavlik, NCS	1956	10
Ronnie Shavlik, NCS	1955	7
Ronnie Shavlik, NCS	1954	5
Len Chappell, WF	1962	5
Billy Cunningham, UNC	1964	5
Tim Duncan, WF	1997	5
Mike Lewis, Duke	1968	5
Len Elmore, Md.	1974	5

20-Rebound Games - Career

Ronnie Shavlik, NCS	'54-56	22
Billy Cunningham, UNC	'63-65	12
Len Chappell, WF	'60-62	11
Tim Duncan, WF	'94-97	10
Mike Lewis, Duke	'66-68	8
Randy Denton, Duke	'69-71	8
Armando Bacot, UNC	'20-24	7
Ralph Sampson, UVA	'80-83	7

CAREER FIELD GOAL PERCENTAGE

(minimum two years; minimum 5.0 FG per game or 400 field goals made)

Player, School	Years	FG	FGA	Pct.
1. Brendan Haywood, North Carolina	1998-01	541	849	.637
2. Rasheed Wallace, North Carolina	1994-95	377	594	.635
3. Carlos Boozer, Duke	1999-02	554	878	.631
4. Amile Jefferson, Duke	2013-17	426	687	.6201
5. Brad Daugherty, North Carolina	1983-86	760	1,226	.6199
6. Buck Williams, Maryland	1979-81	446	725	.615
7. Elton Brand, Duke	1998-99	355	580	.612
8. Harold Jamison, Clemson	1996-99	454	746	.609
9. Bobby Jones, North Carolina	1972-74	522	859	.608
10. Jim Johnstone, Wake Forest	1979-82	472	780	.605
11. J.R. Reid, North Carolina	1987-89	584	972	.601
12. Alaa Abdelnaby, Duke	1987-90	448	748	.599
13. Horace Grant, Clemson	1984-87	660	1,104	.598
14. Rodney Dobard, Florida State	1992-93	308	518	.595
15. Eric Williams, Wake Forest	2003-06	676	1,140	.593
16. Dennis Wuycik, North Carolina	1970-72	519	880	.590
17. Dale Davis, Clemson	1988-91	633	1,076	.588
18. Kevin Thompson, NC State	1990-93	530	901	.588
19. John Salley, Georgia Tech	1983-86	595	1,013	.587
20. Mitch Kupchak, North Carolina	1973-76	651	1,110	.586
21. Eric Montross, North Carolina	1991-94	626	1,070	.585
22. Greg Manning, Maryland	1978-81	623	1,068	.583
23. Anthony Gill, Virginia	2014-16	442	759	.582
24. Kevin Madden, North Carolina	1986-90	519	893	.581
25. Rodney Rogers, Wake Forest	1991-93	683	1,179	.579

CAREER FREE THROW PERCENTAGE

(minimum two years played, 200 free throws made or 2.5 made per game)

Player, School	Years	FT	FTA	Pct.
1. J.J. Redick, Duke	2003-06	662	726	.912
2. Jack McClinton, Miami	2007-09	332	369	.900
3. Scott Wood, NC State	2010-13	233	263	.886
4. Joseph Girard III, Syracuse/Clemson	2020-24	404	458	.882
5. Malcolm Brogdon, Virginia	2013-16	422	482	.876
6. Charlie Davis, Wake Forest	1969-71	578	662	.873
7. Roger Mason, Virginia	2000-02	318	366	.869
8. Luke Kennard, Duke	2016-17	248	286	.867
9. Trajan Langdon, Duke	1995, 96-99	386	448	.862
10. Jon Scheyer, Duke	2007-10	608	706	.861
11. Marcquise Reed, Clemson	2017-19	366	426	.859
12. Greg Manning, Maryland	1978-81	315	367	.8583
13. Jackie Murdock, Wake Forest	1955-57	465	542	.8579
14. RJ Davis, North Carolina	2021-24	422	492	.8577
15. Chris McCray, Maryland	2003-06	275	322	.854
16. Steve Vasturia, Notre Dame	2014-17	244	286	.8531
17. Quinn Cook, Duke	2012-15	267	313	.8530
18. Paul Long, Wake Forest	1966-67	285	335	.851
19. Juan Dixon, Maryland	1999-02	426	501	.8503
20. Mark Price, Georgia Tech	1983-86	424	499	.84969
21. Jim Sutherland, Clemson	1965-67	260	306	.84967
22. Jeff Lamp, Virginia	1978-81	635	748	.8489
23. Shammond Williams, North Carolina	1995-98	292	344	.8488
24. Taron Downey, Wake Forest	2002-05	226	267	.8464
25. Sean Singletary, Virginia	2005-08	573	677	.8463

10-Assist Games - Season

Kendall Marshall, UNC	2012	17
Chris Corchiani, NCS	1991	15
Chris Corchiani, NCS	1990	13
Chris Corchiani, NCS	1989	13
Ed Cota, UNC	1998	12
Kenny Anderson, GT	1990	11
Tyrone Bogues, WF	1987	11
Tyrone Bogues, WF	1986	11
Grayson Marshall, Clem.	1986	11
Chris Corchiani, NCS	1988	10

10-Assist Games - Career

Chris Corchiani, NCS	'88-91	51
Bobby Hurley, Duke	'90-93	33
Ed Cota, UNC	'96-00	32
Tyrone Bogues, WF	'84-87	28
Grayson Marshall, Clem.	'85-88	25
Steve Blake, Md.	'00-03	23
Kendall Marshall, UNC	'11-12	23
Raymond Felton, UNC	'03-05	18
Phil Ford, UNC	'75-78	16
Markell Johnson, NCS	'17-20	15

CAREER BLOCKED SHOTS

Player, School	Years	G	Avg.	Blk.
1. Tim Duncan, Wake Forest	1994-97	128	3.8	481
2. Ralph Sampson, Virginia	1980-83	132	3.5	462
3. Tree Rollins, Clemson	1974-77	110	4.1	450
4. Alvin Jones, Georgia Tech	1998-01	124	3.4	425
5. Shelden Williams, Duke	2003-06	139	3.0	422
6. Mike Gminski, Duke	1977-80	122	2.8	345
7. Derrick Lewis, Maryland	1985-88	127	2.7	339
8. Elden Campbell, Clemson	1987-90	123	2.7	334
9. Brendan Haywood, North Carolina	1998-01	141	2.1	304
10. Sharone Wright, Clemson	1992-94	92	3.1	288
11. Daniel Miller, Georgia Tech	2011-14	126	2.3	286
12. John Henson, North Carolina	2010-12	109	2.6	279
13. Terence Morris, Maryland	1998-01	136	1.9	256
14. Ben Lammers, Georgia Tech	2015-18	124	2.1	254
Shane Battier, Duke	1998-01	146	1.7	254
16. Trevor Booker, Clemson	2007-10	134	1.9	250
17. Sam Perkins, North Carolina	1981-84	135	1.8	245
18. John Salley, Georgia Tech	1983-86	125	1.9	243
Beejay Anya, NC State	2014-17	129	1.9	243
20. Cedric Lewis, Maryland	1988-91	95	2.5	239
21. James Gist, Maryland	2005-08	130	1.8	231
22. Ekene Ibekwe, Maryland	2004-07	127	1.8	230
Cherokee Parks, Duke	1992-95	131	1.8	230
24. Lonny Baxter, Maryland	1998-02	138	1.6	227
25. Anas Mahmoud, Louisville	2015-18	119	1.8	218

CAREER BLOCKED SHOTS PER GAME

(minimum two years played & 100 blocked shots)

Player, School	Years	G	Blk.	Avg.
1. Tree Rollins, Clemson	1974-77	110	450	4.09
2. Tim Duncan, Wake Forest	1994-97	128	481	3.75
3. Ralph Sampson, Virginia	1980-83	132	462	3.50
4. Alvin Jones, Georgia Tech	1998-01	124	425	3.43
5. Sharone Wright, Clemson	1992-94	92	288	3.13
6. Shelden Williams, Duke	2003-06	139	422	3.03
7. Joe Smith, Maryland	1994-95	64	190	2.97
8. Mike Gminski, Duke	1977-80	122	345	2.83
9. Tyrrelle Blair, Boston College	2007-08	61	167	2.74
10. Manny Bates, NC State	2020-22	54	147	2.722
11. Elden Campbell, Clemson	1987-90	123	334	2.715
12. Derrick Lewis, Maryland	1985-88	127	339	2.67
13. John Henson, North Carolina	2010-12	109	279	2.56
14. Cedric Lewis, Maryland	1988-91	95	239	2.52
15. James Banks III, Georgia Tech	2019-20	62	154	2.48
16. Rodney Dobard, Florida State	1992-93	64	157	2.45
17. Bernard James, Florida State	2011-12	69	164	2.38
18. Mark Williams, Duke	2021-22	62	142	2.29
19. Daniel Miller, Georgia Tech	2011-14	126	286	2.27
20. Rasheed Wallace, North Carolina	1994-95	69	156	2.26
21. Rakeem Christmas, Syracuse	2014-15	65	144	2.22
22. Solomon Alabi, Florida State	2008-10	68	150	2.21
23. Brendan Haywood, North Carolina	1998-01	141	304	2.13
24. Paschal Chukwu, Syracuse	2016-19	77	162	2.10
25. Juwan Durham, Notre Dame	2019-21	85	178	2.09

FGs Made Per Game - Career

David Thompson, NCS	'73-75	10.9
Buzzy Wilkinson, UVA	'53-55	10.8
Grady Wallace, USC	'55-57	10.6
Billy Cunningham, UNC	'63-65	9.5
Lennie Rosenbluth, UNC	'55-57	9.5
Bob Verga, Duke	'65-67	9.1
Jeff Mullins, Duke	'62-64	9.0
Paul Long, WF	'66-67	8.9
Charlie Scott, GT	'88-90	8.8
Charlie Davis, WF	'69-71	8.8

FG Attempts Per Game - Career

Buzzy Wilkinson, UVA	'53-55	27.4
Grady Wallace, USC	'55-57	24.5
Lennie Rosenbluth, UNC	'55-57	20.7
Bill Yarbrough, Clem.	'54-57	20.5
Butch Zatezalo, Clem.	'68-70	20.5
Billy Cunningham, UNC	'63-65	20.1
David Thompson, NCS	'73-75	19.7
Art Heyman, Duke	'61-63	19.5
Anthony Laquintano, UVA	'60-62	19.4
Charlie Davis, WF	'69-71	19.1

CAREER ASSIST TO TURNOVER RATIO

(minimum of two years and 300 assists)

Player, School	Years	Ast.	TO	Ratio
1. James Robinson, Pitt	2014-16	488	134	3.64
2. Reece Beekman, Virginia	2021-24	639	199	3.20
3. Jerian Grant, Notre Dame	2014-15	327	104	3.14
4. Kendall Marshall, North Carolina	2011-12	581	193	3.01
5. Sidney Lowe, NC State	1980-83	762	259	2.94
6. Tre Jones, Duke	2019-20	377	131	2.88
7. Ty Lawson, North Carolina	2007-09	608	219	2.78
8. Wabissa Bede, Virginia Tech	2018-21	351	129	2.72
9. London Perrantes, Virginia	2014-17	569	211	2.70
10. Ty Jerome, Virginia	2017-19	384	145	2.65
11. Keith Gatlin, Maryland	1984-87	649	246	2.64
12. Tyrone Bogues, Wake Forest	1985-87	781	297	2.62
13. Chris Corchiani, NC State	1988-91	1,038	400	2.60
14. Quinn Cook, Duke	2012-15	509	202	2.52
15. Quentin Snider, Louisville	2015-18	415	166	2.50
Steve Wojciechowski, Duke	1995-98	505	202	2.50
17. Grayson Marshall, Clemson	1985-88	857	347	2.47
18. T.J. Gibbs, Notre Dame	2017-20	382	159	2.40
19. Danny Young, Wake Forest	1981-84	493	207	2.38
20. Chris Paul, Wake Forest	2004-05	395	171	2.309
21. Chris Duhon, Duke	2001-04	819	355	2.307
22. Spud Webb, NC State	1984-85	373	162	2.30
23. Rex Pfeuger, Notre Dame	2016-20	344	151	2.28
24. Matt Farrell, Notre Dame	2015-18	417	185	2.254
25. Marc Campbell, Clemson	1981-84	364	162	2.247

CAREER MINUTES PLAYED

Player, School	Years	GP	Min.
1. Kihei Clark, Virginia	2019-23	161	5,339
2. Joseph Girard III, Syracuse/Clemson	2020-24	161	5,246
3. Kyle Singler, Duke	2008-11	148	4,887
4. Chris Duhon, Duke	2001-04	144	4,813
5. Bobby Hurley, Duke	1990-93	140	4,802
6. Jon Scheyer, Duke	2007-10	144	4,459
7. Johnny Dawkins, Duke	1983-86	133	4,749
8. J.J. Redick, Duke	2003-06	139	4,732
9. Malcolm Delaney, Virginia Tech	2008-11	136	4,692
10. Tommy Amaker, Duke	1984-87	138	4,666
11. Ed Cota, North Carolina	1997-00	138	4,631
12. Mark Price, Georgia Tech	1983-86	126	4,604
13. Marcus Paige, North Carolina	2013-16	141	4,570
14. Greivis Vasquez, Maryland	2007-10	136	4,568
15. Matt Harpring, Georgia Tech	1995-98	124	4,506
16. Travis Best, Georgia Tech	1992-95	124	4,504
17. Tim Duncan, Wake Forest	1994-97	128	4,496
18. London Perrantes, Virginia	2014-17	138	4,425
Brian Oliver, Georgia Tech	1987-90	127	4,425
20. RJ Davis, North Carolina	2021-24	138	4,420
21. Hunter Cattoor, Virginia Tech	2020-24	152	4,421
22. Steve Vasturia, Notre Dame	2014-17	137	4,402
23. Tyler Hansbrough, North Carolina	2006-09	142	4,394
24. Bryant Stith, Virginia	1989-92	131	4,391
25. Ademola Okulaja, North Carolina	1996-99	139	4,390

FTs Made Per Game - Career

Dickie Hemric, WF	'53-55	9.7
Buzzy Wilkinson, UVa	'53-55	9.5
Lennie Rosenbluth, UNC	'55-57	7.9
Len Chappell, WF	'60-62	7.3
Charlie Davis, WF	'69-71	7.3
Art Whisnant, USC	'60-62	7.2
Art Heyman, Duke	'61-63	6.9
Tyler Hansbrough, UNC	'06-09	6.9
John Roche, USC	'69-71	6.8
Grady Wallace, USC	'55-57	6.7
Butch Zatezalo, Clem.	'68-70	6.7

FT Attempts Per Game - Career

Dickie Hemric, WF	'53-55	13.0
Buzzy Wilkinson, UVa	'53-55	12.2
Art Whisnant, USC	'60-62	11.1
Lennie Rosenbluth, UNC	'55-57	10.7
Art Heyman, Duke	'61-63	10.5
Len Chappell, WF	'60-62	10.3
Mel Thompson, NCS	'53-54	9.6
Billy Cunningham, UNC	'63-65	9.2
Pete Brennan, UNC	'56-58	8.8
Tyler Hansbrough, UNC	'06-09	8.7
Grady Wallace, USC	'55-57	8.7

CAREER 3-POINT FIELD GOAL PERCENTAGE

(minimum two years played; minimum 150 3FGs made or 1.5 per game)

Player, School	Years	3FG	FGA	Pct.
1. Ty Outlaw, Virginia Tech	2017, 19	136	291	.467
2. Jack McClinton, Miami	2007-09	286	650	.440
3. Rodney Monroe, NC State	1988-91	322	739	.436
4. Hubert Davis, North Carolina	1989-92	197	453	.435
5. Rusty LaRue, Wake Forest	1993-96	151	349	.433
6. Archie Miller, NC State	1998, 2000-02	218	509	.4288
7. Jeff Lebo, North Carolina	1987-89	211	493	.4287
8. Trajan Langdon, Duke	1995, 96-98	342	802	.426
9. Kyle Guy, Virginia	2017-19	254	597	.425
10. Justin Bibbs, Virginia Tech	2015-18	254	599	.424
11. Dennis Scott, Georgia Tech	1988-90	351	831	.422
12. Keith Friel, Virginia	2000-01	107	254	.4212
13. Anthony Morrow, Georgia Tech	2005-08	258	613	.4208
14. Matthew Hurt, Duke	2020-21	98	233	.4206
15. Seth Curry, Duke	2011-13	223	531	.4199
16. Devin Bookert, Florida State	2013-16	188	449	.419
17. Shane Battier, Duke	1998-01	246	592	.4155
18. Hunter Cattoor, Virginia Tech	2020-24	332	800	.4150
19. Rashad McCants, North Carolina	2003-05	221	533	.4146
20. Chris Whitney, Clemson	1992-93	167	404	.4134
21. Scott Wood, NC State	2010-13	334	809	.4129
22. Dante Calabria, North Carolina	1993-96	193	469	.411
23. Adam Smith, Virginia Tech/Georgia Tech	2014-16	214	521	.4107
24. Mike Jones, Maryland	2004-07	203	495	.4101
25. London Perrantes, Virginia	2014-17	211	516	.409

CAREER 3-POINT FIELD GOALS MADE

Player, School	Years	Pct.	Att.	3FG
1. J.J. Redick, Duke	2003-06	.406	1,126	457
2. Curtis Staples, Virginia	1995-98	.383	1,079	413
3. Joseph Girard III, Syracuse/Clemson	2020-24	.375	1,072	402
4. Dennis Scott, Georgia Tech	1988-90	.452	831	351
5. Trajan Langdon, Duke	1995, 96-99	.426	802	342
6. Scott Wood, NC State	2010-13	.413	809	334
7. Hunter Cattoor, Virginia Tech	2020-24	.415	800	332
8. Randolph Childress, Wake Forest	1991, 93-95	.395	832	329
9. Rodney Monroe, NC State	1988-91	.436	739	322
10. Justin Gray, Wake Forest	2003-06	.371	860	319
11. Jason Williams, Duke	2000-02	.393	797	313
12. Buddy Boeheim, Syracuse	2018-22	.362	854	309
13. Tony Akins, Georgia Tech	1998-02	.371	812	301
14. Marcus Paige, North Carolina	2013-16	.375	798	299
15. Jon Scheyer, Duke	2007-10	.381	780	297
16. Grayson Allen, Duke	2015-18	.380	766	291
17. Robert O'Kelley, Wake Forest	1998-01	.396	801	288
18. Jack McClinton, Miami	2007-09	.440	650	286
19. K.C. Rivers, Clemson	2006-09	.385	729	281
20. RJ Davis, North Carolina	2021-24	.372	737	274
21. DJ Vasiljevic, Miami	2017-20	.367	742	272
22. A.D. Vassallo, Virginia Tech	2006-09	.385	694	267
Kyle Singler, Duke	2008-11	.363	736	267
24. Joel Berry II, North Carolina	2015-18	.365	734	266
25. Malcolm Delaney, Virginia Tech	2008-11	.363	727	264
Bobby Hurley, Duke	1990-93	.405	652	264

3-Pt. FG Made Per Game - Career

Dennis Scott, GT	'88-90	3.6
Curtis Staples, UVa	'95-98	3.4
J.J. Redick, Duke	'03-06	3.3
Tim Pickett, FSU	'03-04	3.1
Jack McClinton, UM	'07-09	3.0
Jason Williams, Duke	'00-02	2.9
Chris Whitney, Clem.	'92-93	2.9
Randolph Childress, WF	'91, '93-95	2.7
Jon Barry, GT	'92-92	2.7
Justin Gray, WF	'03-06	2.7

3-Pt. FGA Per Game - Career

Curtis Staples, UVa	'95-98	8.8
Tim Pickett, FSU	'03-04	8.5
Dennis Scott, GT	'88-90	8.4
J.J. Redick, Duke	'03-06	8.1
Jason Williams, Duke	'00-02	7.4
Jon Barry, GT	'92-92	7.3
Justin Gray, WF	'03-06	7.2
Trevor Cooney, Syr.	'14-16	7.2
Buddy Boeheim, Syr.	'19-22	7.1
Tony Stockman, Clem.	'01-02	7.1

ACC ALL-TIME 3-POINT FIELD GOAL CONSECUTIVE GAMES STREAKS

Player, School	Seasons	No.
1. Dennis Scott, Georgia Tech	1988,89,90	69
2. Justin Gray, Wake Forest	2004,05	51
3. Curtis Staples, Virginia	1995,96,97	50
4. Caleb Love, North Carolina	2022,23	45
Quinn Cook, Duke	2014,15	45
Cliff Hammonds, Clemson	2006,07,08	45
7. Rodney Monroe, NC State	1990,91	43
8. Matt Harpring, Georgia Tech	1995,96	42
9. RJ Davis, North Carolina	2023,24	41
Marcus Paige, North Carolina	2014,15,16	41
Anthony Morrow, Georgia Tech	2007,08	41
12. Luke Kennard, Duke	2016,17	40
13. Joseph Girard III, Syracuse/Clemson	2023,24	38
Travis Best, Georgia Tech	1992,93	38
15. Sean Singletary, Virginia	2007,08	37
Trajan Langdon, Duke	1995,96	37
17. Jose Alvarado, Georgia Tech	2020,21	35
Malcolm Grant, Miami	2011,12	35
Jack McClinton, Miami	2008,09	35
J.J. Redick, Duke	2006	35
21. Rashad McCants, North Carolina	2004,05	34
Jason Williams, Duke	2001,02	34
Shammond Williams, North Carolina	1997,98	34
Hubert Davis, North Carolina	1991,92	34
25. DJ Vasiljevic, Miami	2018,19	33
Jon Scheyer, Duke	2010	33
Trajan Langdon, Duke	1998,99	33
Randolph Childress, Wake Forest	1994,95	33

ACC CANADIAN SCORING LEADERS

Boston College's Olivier Hanlan (Ayler, Quebec) is the ACC's all-time Canadian leading scorer with 1,725 points.

Duke's RJ Barrett (Mississauga, Ontario) recorded the highest-scoring season for a Canadian-born player at an ACC school during the 2018-19 campaign. He scored 860 points and averaged 22.6 ppg.

ACC Canadian Career Scoring Leaders

Player, School	Years	G	PPG	Pts.
Olivier Hanlan, BC	2013-15	97	17.8	1,725
Xavier Rathan-Mayes, FSU	2015-17	100	12.4	1,236
Oshae Brissett, Syr.	2018-19	71	13.7	976
Nickeil Alexander-Walker, VT	2018-19	67	13.5	902
RJ Barrett, Duke	2019	38	22.6	860
Greg Newton, Duke	1994-97	107	7.6	812
Dan Meagher, Duke	1982-85	118	6.4	756
Mfiondu Kabengele, FSU	2018	71	10.3	734
Quincy Guerrier, Syr.	2020-21	60	10.1	603
Marial Shayok, UVa	2015-17	103	5.7	584

ACC Canadian Single-Season Scoring

Player, School	Year	G	Pts.	PPG
RJ Barrett, Duke	2019	38	860	22.6
Olivier Hanlan, BC	2014	32	592	18.5
Nickeil Alexander-Walker, VT	2019	34	550	16.2
Olivier Hanlan, BC	2013	33	508	15.4
Oshae Brissett, Syr.	2018	37	553	14.9
Xavier Rathan-Mayes, FSU	2015	32	476	14.9
Quincy Guerrier, Syr.	2021	28	383	13.7
Mfiondu Kabengele, FSU	2019	37	489	13.2
Oshae Brissett, Syr.	2019	34	423	12.4
Greg Newton, Duke	1996	31	379	12.2


ACC ALL-TIME SINGLE-SEASON SCORING IMPROVEMENT

Player, School	1st Yr PPG	2nd Year	2nd PPG	Imp.
Grayson Allen, Duke	4.4	2015	21.6	+17.2
Will Solomon, Clem.	6.3	2000	20.9	+14.6
Tate Armstrong, Duke	9.7	1976	24.2	+14.5
Brandon Costner, NCS	2.8	2007	16.8	+14.0
John Johnson, Md.	2.2	1989	15.6	+13.4
Bill Gerry, UVa	4.5	1970	17.7	+13.2
T.J. Warren, NCS	12.1	2014	24.9	+12.8
Kenny Carr, NCS	13.8	1976	26.6	+12.8
Chris Collins, Duke	3.9	1996	16.3	+12.4
Donald Hand, UVa	4.7	1999	17.1	+12.4
Reyshawn Terry, UNC	2.3	2006	14.3	+12.2
Dereon Seabron, ST	5.2	2022	17.3	+12.1
Donald Williams, UNC	2.2	1993	14.3	+12.1
PJ Hall, Clem.	3.5	2022	15.5	+12.0
Kyle Visser, WF	5.0	2007	17.0	+12.0
John Collins, WF	7.3	2017	19.2	+11.9
Rakeem Christmas, Syr.	5.8	2015	17.5	+11.7
Derrick Lewis, Md.	7.9	1987	19.6	+11.7
Matt Farrell, Jr., ND	2.6	2017	14.1	+11.5
Luke Maye, Jr., UNC	5.5	2018	16.9	+11.4
Cat Barber, NCS	12.1	2016	23.5	+11.4
Jon Speaks, NCS	6.0	1962	17.4	+11.4
Jordan Nwora, So., UL	5.7	2019	17.0	+11.3
Jack Marin, Duke	7.9	1965	19.1	+11.2
Ben Lammers, GT	3.6	2017	14.4	+10.8
Brian Asbury, Miami	1.0	2007	11.7	+10.7
Bob Kessler, Md.	9.6	1955	20.3	+10.7
Drew Nicholas, Md.	7.1	1003	17.8	+10.7
Steve Vacendak, Duke	5.5	1965	16.2	+10.7
T.J. Gibbs, So., ND	4.7	2018	15.3	+10.6
Dorenzo Hudson, VT	4.6	2009	15.2	+10.6
Juan Dixon, Md.	7.4	2000	18.0	+10.6
John Gilchrist, Md.	4.8	2004	15.4	+10.6
Michael Tait, Clem.	2.5	1987	12.9	+10.4
Rodney Monroe, NCS	11.1	1989	21.4	+10.3
Anthony Morrow, GT	5.7	2006	16.0	+10.3
Vann Williford, NCS	11.3	1969	21.6	+10.3
Terrell Stoglin, Md.	11.4	2011	21.6	+10.2
Donnie Walsh, UNC	3.2	1962	13.4	+10.2
Bill Bunting, UNC	7.9	1969	18.0	+10.1
Chucky Brown, NCS	6.6	1988	16.6	+10.0
Elden Campbell, Clem.	8.8	1988	18.8	+10.0

*minimum of 75% of team's games played each year; all games while with ACC programs

DOUBLE-FIGURE SCORING STREAKS

Duke All-America guard Jeff Mullins holds the ACC record for consecutive games scoring 10 or more points having scored in double-figures over a 86-game streak between the 1962 and 1964 seasons. The Lexington, Ky., native scored in double figures in every game of his three-year career. A three-time first-team All-ACC selection, Mullins currently ranks 17th on the ACC career per game scoring list with a 22.0 per game average, having scored 1,888 points in 86 games.



ACC Double-Figure Scoring Streaks (50 or more games)

Player, School	Seasons	No.
1. Jeff Mullins, Duke	1962,63,64	86
2. Tom McMillen, Maryland	1972,73,74	74
3. Rodney Monroe, NC State	1989,90,91	69
Kenny Carr, NC State	1975,76,77	69
5. Danny Ferry, Duke	1987,88,89	68
6. Rodney Rogers, Wake Forest	1991,92,93	66
7. Larry Miller, North Carolina	1967,68	64
8. Bob Leonard, Wake Forest	1964,65,66	61
9. Tim Duncan, Wake Forest	1996,97	59
10. Len Chappell, Wake Forest	1961,62	56
11. Tyler Hansbrough, North Carolina	2008,09	55
Sean Singletary, Virginia	2007,08	55
Dennis Scott, Georgia Tech	1989,90	55
David Thompson, NC State	1973,74	55
15. Juan Dixon, Maryland	2001,02	54
16. Randolph Childress, WF	1991,93,94	53
Paul Long, Wake Forest	1966,67	53
18. Will Solomon, Clemson	2000,01	52
Charlie Scott, North Carolina	1968,69,70	52
Len Bias, Maryland	1984,85,86	52
21. Johnny Dawkins, Duke	1983,84,85	51
Bryant Stith, Virginia	1991,92	51

Rodney Monroe would have scored 10 or more points in 94 straight games if not for a 9-point game versus UNC Asheville (12/21/89) ... **Rodney Rogers** had double digits in 86 of his 89 career games and nine points the other three times ... **Tim Duncan** would have had 73 straight double-figure games except for a 9-point effort versus UMass (12/14/96) ... **David Thompson's** only single-digit game in his career came against Pitt in the 1974 East Regional finals when he was taken to Rex Hospital with a head injury. He had scored eight points in 10 minutes. Thompson scored in double figures in 85 of 86 career games.

ACC PLAYER CAREER WINS

Duke's Shane Battier is the ACC's all-time leader in overall career wins (131) and league game victories (70). The career totals below take into account the actual number of wins in which the individual played. The ACC win totals include both conference regular-season and ACC Tournament games.

CAREER WINS - OVERALL

1. Shane Battier, Duke, 1998-01	131
2. Kyle Singler, Duke, 2008-11	125
3. Amile Jefferson, Duke, 2013-17	124
4. Danny Green, North Carolina, 2006-09	123
Chris Duhon, Duke, 2001-04	123
6. Christian Laettner, Duke, 1989-92	122
7. Nolan Smith, Duke, 2008-11	121
Deon Thompson, North Carolina, 2007-10	121
9. Tyler Hansbrough, North Carolina, 2006-09	120
10. Mason Plumlee, Duke, 2010-13	118
11. Quinn Cook, Duke, 2012-15	117
Andre Dawkins, Duke, 2010-12, 14	117
Nate James, Duke, 1997-01	117
Danny Ferry, Duke, 1986-89	117
15. Nate Britt, North Carolina, 2014-17	116
Isaiah Hicks, North Carolina, 2014-17	116
Miles Plumlee, Duke 2009-12	116
J.J. Redick, Duke, 2003-06	116
Shelden Williams, Duke, 2003-06	116
Chris Carrawell, Duke, 1997-00	116
Greg Koubek, Duke, 1988-91	116
Thomas Hill, Duke, 1990-93	116
Brian Davis, Duke, 1989-92	116
24. Jon Scheyer, Duke 2007-10	115
Daniel Ewing, Duke, 2002-05	115
Bobby Hurley, Duke, 1990-93	115
Sam Perkins, North Carolina, 1981-84	115

CAREER WINS - ACC GAMES ONLY

(Conference Games and ACC Tournament)

1. Shane Battier, Duke, 1998-01	70
2. Chris Carrawell, Duke, 1997-00	66
3. Armando Bacot, North Carolina, 2020-24	65
4. Mamadi Diakite, Virginia, 2017-20	64
5. Chris Duhon, Duke, 2001-04	62
6. Andre Dawkins, Duke, 2010-12, 14	61
Nate James, Duke, 1997-01	61
8. Mason Plumlee, Duke, 2010-13	60
J.J. Redick, Duke, 2003-06	60
Kyle Singler, Duke, 2008-11	60
Shelden Williams, Duke, 2003-06	60
12. Nate Britt, North Carolina, 2014-17	59
Isaiah Hicks, North Carolina, 2014-17	59
Amile Jefferson, Duke, 2013-17	59
Malcolm Brogdon, Virginia, 2012, 14-16	59
Daniel Ewing, Duke 2002-05	59
Nick Horvath, Duke, 2000-04	59
Mike Tobey, Virginia, 2013-16	59
19. Jack Salt, Virginia, 2016-19	58
Evan Nolte, Virginia, 2013-16	58
Quinn Cook, Duke, 2012-15	58
Andre Thornton, Duke, 2011-14	58
Nolan Smith, Duke, 2008-11	58
Danny Green, North Carolina, 2006-09	58
Tyler Hansbrough, North Carolina, 2006-09	58
Casey Sanders, Duke, 2000-03	58

FATHER-SON COMBINATIONS

Former Wake Forest guards Randolph and Brandon Childress comprise the highest-scoring father-son duo in ACC history with 3,623 career points. There have been 34 father-son combinations that have played in the league while their respective schools have been members of the conference.

ACC FATHER-SON CAREER POINTS SCORED

Childress	Randolph, WF ('95), Brandon, WF ('20)	3,623
Oliver/		
Tokoto	Brian, GT ('90), J.P., UNC ('15)	2,570
Stith	Bryant, UVa ('92), B.J., UVa ('15)	2,529
Sampson	Ralph, UVa ('83), Robert, GT ('15)	2,398
Grant	Harvey, Clem. ('85), Jerai, Clem. ('11)	2,242
	Jerami, SU ('14), Jerian, ND ('15)	
Warren	Tony, NCS ('79), T.J., NCS ('14)	2,121
Crotty	John, UNC ('60), John, UVa ('91)	1,713
Smith	Kenny, UNC ('87), K.J., UNC ('21)	1,678
Hand	Donald Sr., UVa ('01), Donald Jr., BC (active)	1,662
Graham	Ernest, Md. ('81), Jonathan, Md. ('14)	1,653
Lebo	Jeff, UNC ('89), Creighton ('24)	1,573
Wright	Sharone, Clem. ('94), Sharone Jr., WF ('20)	1,571
Shaffer	Lee, UNC ('60), Dean, UNC ('81) David, Clem. ('84)	1,529
Corchiani	Chris, NCS ('91), Chris, Jr. ('17)	1,435
Salvadori	Al, USC ('67), Kevin, UNC ('94)	1,427
Melchionni	Gary, Duke ('73), Lee, Duke ('06)	1,324
Harlicka	Skip, USC ('68), Todd, GT ('95)	1,238
Buckley	Jay, Duke ('64), Clay, Duke ('91)	1,074
Bilas	Jay, Duke ('86), Anthony, WF ('19)	1,067
McGregor	Gil, WF ('71), Gil, WF ('16)	1,040
Kepley	Dick, NC ('61), Chuck, WF ('85)	880
Jones	Jeff, UVa ('82), Jeff, UVa ('17)	860
Gardner	Ken, Clem. ('67), Geoff ('95)	697
Lambiotte	Jay, UVa ('64), Ken, UVa ('84), Walker, NCS ('87)	669
DiNardo	Phil, NCS ('54), Tommy, NCS ('84)	650
O'Connell	Dave, Duke ('73), Alex, Duke ('20)	614
McAdoo	Bob, UNC ('72), Ryan, UNC ('22)	605
Kretzer	Bill, NCS ('68), Billy, NCS ('96)	527
Densmore	Walter, UVa ('61), Walt, NCS ('84)	438
Katstra	Richard UVa ('64), Dirk, UVa ('91), Austin ('21)	434
Johnston	Don, UNC ('73), D.J., UNC ('11)	373
Driesell	Charles, Duke ('54), Chuck, Md. ('85)	223
Hahn	Billy, Md. ('75), Matt, Md. (2000)	133
Campbell	Greg, UNC ('66), Marc, UNC ('10)	28

ACC BROTHER COMBINATIONS

Since the league's inaugural campaign in 1953-54, a total of 46 brother combinations have played in the ACC. Eleven of the brother combinations have played at different ACC schools.

Player, School	Points
1. Tom, Donnie, Randy, Richie Mahaffey, Clem.	3,555
2. Jay & Tom McMillen, Md.	3,107
3. Jeff (Duke) & Jason (UNC) Capel	3,048
4. Trevor & Devin Booker, Clem.	2,879
5. Miles, Mason, Marshall Plumlee, Duke	2,461
6. Jon & Drew Barry, GT	2,333
7. Matt & Pat Harpring, GT	2,228
8. Buddy and Jimmy Boenheim, Syr.	2,218
9. Jerai (CU), Jerami (SU), Jerian (ND) Grant	2,098
10. Derrick & Cedric Lewis, Md.	1,993
11. Horace & Harvey Grant, Clem.	1,840
12. Greg & Andre Buckner, Clem.	1,809
13. Jeff & Joe Wolf, UNC	1,590
14. Alade (GT) & Al-Farouq (WF) Aminu	1,587
15. George & Ed Krajack, Clem.	1,496
16. Chase & Dillon Hunter, Clemson	1,357
17. Vasco (UNC) & Ilian (NCS) Evtimov	1,319
18. Bobby & Ricky Stokes, UVa	1,318
19. Tyus & Tre Jones, Duke	1,270
20. Jay (Duke) & Bruce (UNC) Buckley	1,210
21. Doug & Donnie Moe, UNC	1,018
22. Ryan & Sean Kelly, Duke	949
23. Jerry (WF) & Roger (Md.) Montgomery	909
24. Jack & Walt Hudson, USC	837
25. Caleb & Cody Martin, NCS	815
26. Alan (Syr.) and A.J. (Duke) Griffin	777
27. Olin & Jim Broadway, WF	640
28. Jared & Jairus Hamilton, BC	541
29. Pat & Ryan Sullivan, UNC	502
30. Guillermo and Jorge Diaz Graham, Pitt	485
31. Dean (UNC) & David (Clem.) Shaffer	476
32. Clarke & Edward Bynum, Clem.	474
33. Steve & Brian Walker, NCS	414
34. Ken (UVa) & Walker (NCS) Lambiotte	406
35. Wes & Walker Miller, UNC	395
36. Mark (Duke) & Matt (GT) Causey	240
37. Stacy & Solomon Poole, GT	235
38. Gerald & Richard Tuttle, UNC	209
39. Travis & David Wear, UNC	190
40. George (NCS) & Jim (USC) Finnegan	115
41. Chris & Matt Brust, UNC	105
42. Larry & Donnie Seitz, Clem.	96
43. Jim & Joe Everett, UNC	22
44. Justin & Ryan Calbeck, Duke	21
45. Jack & Daniel Nauseef, Clem.	5
46. Joe & Nick Pagliuca, Duke	3

FOUR-YEAR STARTERS

Since freshmen became eligible in the 1972-73 season, there have been only 10 players to start 100 percent of their team's games over a four-year career.

Player, School	Years	Games
Tommy Amaker, Duke	1984-87	138 of 138
Trevor Booker, Clemson	2007-10	134
Mark Alarie, Duke	1983-86	133
Johnny Dawkins, Duke	1983-86	133
Travis McKie, Wake Forest	2011-14	127
Daniel Miller, Georgia Tech	2011-14	126
Keith Booth, Maryland	1994-97	126
Mark Price, Georgia Tech	1983-86	126
Greg Buckner, Clemson	1995-98	122
Tree Rollins, Clemson	1974-77	110

ACC TRIPLE-DOUBLES

Carlton Carrington (Fr.) Pitt vs. North Carolina A&T	W	100-52	Nov. 6, 2023
18 points, 12 rebounds, 10 assists			
Ja'von Franklin (Sr.) Georgia Tech at Syracuse	W	96-76	Feb. 28, 2023
14 points, 15 rebounds, 10 assists			
Jarkel Joiner (Gr.) NC State at Syracuse	L	72-75	Feb. 14, 2023
15 points, 10 rebounds, 11 assists			
Justyn Mutts (Sr.) Virginia Tech vs. Syracuse	W	71-59	Feb. 12, 2022
12 points, 14 rebounds, 11 assists			
Alondes Williams (Sr.) Wake Forest vs. USC Upstate	W	79-53	Dec. 11, 2021
16 points, 14 rebounds, 10 assists			
Wendell Moore Jr. (Jr.) Duke vs. Army West Point	W	82-56	Nov. 12, 2021
19 points, 10 rebounds, 10 assists			
RJ Barrett (Fr.) Duke vs. NC State	W	94-78	Feb. 16, 2019
23 points, 11 rebounds, 10 assists			
Markell Johnson (Sr.) NC State vs. The Citadel	W	83-63	Dec. 22, 2019
11 points, 10 rebounds, 10 assists			
Dennis Smith Jr. (Fr.) NC State vs. Syracuse	L	93-100	Feb. 1, 2017
13 points, 11 rebounds, 15 assists			
Dennis Smith Jr. (Fr.) NC State vs. #21 Virginia Tech	W	104-78	Jan. 4, 2017
27 points, 11 rebounds, 11 assists			
Bruce Brown (So.) Miami vs. Gardner-Webb	W	77-45	Nov. 19, 2017
10 points, 11 rebounds, 10 assists			
Chris Clarke (So.) Virginia Tech vs. The Citadel	W	113-71	Dec. 17, 2016
13 points, 12 rebounds, 10 assists			
Bruce Brown (Fr.) Miami vs. South Carolina State	W	82-46	Dec. 6, 2016
11 points, 11 rebounds, 10 assists			
Iman Shumpert (Jr.) Georgia Tech vs. Virginia Tech	W	72-57	Jan. 25, 2011
22 points, 12 rebounds, 11 assists			
Chris Singleton (Jr.) Florida State vs. UNC Greensboro	W	97-73	Nov. 14, 2010
22 points, 11 rebounds, 10 steals			
Greivis Vasquez (Jr.) Maryland vs. #3 N. Carolina	W	88-85	Feb. 21, 2009
35 points, 11 rebounds, 11 assists			
Shelden Williams (Sr.) Duke vs. #23 Maryland	W	76-52	Jan. 11, 2006
19 points, 11 rebounds, 10 blocked shots			
Sean Williams (Jr.) Boston College vs. Duquesne	L	93-98	Dec. 28, 2006
19 points, 10 rebounds, 13 blocked shots			
Anthony King (So.) Miami vs. Florida Atlantic	W	84-68	Nov. 29, 2004
11 points, 10 rebounds, 13 blocked shots			
Julius Hodge (So.) NC State vs. North Carolina A&T	W	101-63	Dec. 14, 2002
12 rebounds, 11 points, 10 assists			
Jason Capel (Jr.) North Carolina vs. Buffalo	W	95-74	Dec. 17, 2000
16 points, 11 rebounds, 10 assists			
Brendan Haywood (Sr.) North Carolina vs. Miami	W	67-45	Dec. 4, 2000
18 points, 14 rebounds, 10 blocked shots			
Tim Duncan (Jr.) Wake Forest vs. Maryland	W	77-64	Jan. 13, 1996
14 points, 15 rebounds, 10 blocked shots			
Bob Sura (Sr.) Florida State vs. NC State	W	107-79	Jan. 15, 1995
19 points, 12 rebounds, 12 assists			
Sharone Wright (So.) Clemson vs. Maryland	W	82-72	Jan. 26, 1993
14 rebounds, 12 points, 10 blocked shots			
Sharone Wright (So.) Clemson vs. UNC Greensboro	W	88-62	Dec. 12, 1992
21 points, 15 rebounds, 10 blocked shots			
Kenny Anderson (Fr.) Georgia Tech vs. Pitt	W	111-92	Dec. 28, 1989
32 points, 12 rebounds, 18 assists			
Dennis Scott (Fr.) Georgia Tech vs. Alcorn State	W	114-71	Nov. 20, 1987
17 points, 10 rebounds, 10 assists			
Derrick Lewis (Jr.) Maryland vs. UMBG	W	78-64	Feb. 18, 1987
32 points, 10 rebounds, 10 blocked shots			
Derrick Lewis (Jr.) Maryland vs. James Madison	W	90-76	Jan. 28, 1987
29 points, 23 rebounds, 10 blocked shots			
Bruce Dalrymple (Jr.) Georgia Tech vs. UNC Charlotte	W	87-76	Feb. 6, 1986
14 points, 10 rebounds, 10 assists			
Ralph Sampson (Fr.) Virginia vs. Old Dominion	W	79-58	Dec. 29, 1979
15 points, 22 rebounds, 10 blocked shots			
Ralph Sampson (Fr.) Virginia vs. Army	W	84-60	Dec. 22, 1979
16 points, 14 rebounds, 12 blocked shots			
Gene Banks (Fr.) Duke vs. Lehigh	W	105-63	Jan. 9, 1978
13 points, 12 rebounds, 11 assists			
Tree Rollins (Sr.) Clemson vs. Duke	W	67-63	Feb. 23, 1977
16 points, 15 rebounds, 10 blocked shots			
Tree Rollins (Jr.) Clemson vs. Presbyterian	W	103-64	Dec. 13, 1975
20 points, 14 rebounds, 10 blocked shots			
Art Heyman (Sr.) Duke vs. Virginia (ACC Tourn.)	W	89-70	Feb. 28, 1963
21 points, 18 rebounds, 10 assists			
Len Chappell (Jr.) Wake Forest vs. Penn State	W	84-78	Dec. 10, 1960
13 rebounds, 12 points, 12 assists			
Bill Miller (So.) Virginia vs. #6 NC State	L	91-98	Feb. 1, 1955
11 points, 10 rebounds, 10 assists			

Bold denotes ACC game

Noting Triple-Doubles: There have been 40 triple-doubles by 34 different players in ACC history. Six players – NC State's Dennis Smith Jr., Clemson's Sharone Wright, Miami's Bruce Brown, Maryland's Derrick Lewis, Virginia's Ralph Sampson and Clemson's Tree Rollins – have recorded two triple-doubles with Smith Jr., the only player to have two triple-doubles in ACC play. Fifteen triples-doubles have occurred in league games, including one by Duke's Art Heyman in the 1963 ACC Tournament. Eleven triple-doubles have been turned in by juniors, 10 by freshmen, 11 by seniors and eight by sophomores. Teams are 36-4 in games in which their player had a double-double. Four of the triple-doubles have come against ranked opponents.

DOUBLE-DOUBLE YEARLY LEADERS

1954	Ronnie Shavlik, So., NCS	22
1955	Ronnie Shavlik, Jr., NCS	21
1956	Ronnie Shavlik, Sr., NCS	25
1957	John Richter, So., NCS	17
1958	John Richter, Jr., NCS	15
1959	John Richter, Sr., NCS	20
1960	Len Chappell, So., WF	16
1961	Len Chappell, Jr., WF	24
1962	Len Chappell, Sr., WF	26
1963	Billy Cunningham, So., UNC	20
1964	Billy Cunningham, Jr., UNC	22
1965	Billy Cunningham, Sr., UNC	18
1966	Mike Lewis, So., Duke	15
1967	Larry Miller, Jr., UNC	19
1968	Mike Lewis, Sr., Duke	24
1969	Randy Denton, So., Duke	19
	Tom Owens, So., SC	19
1970	Tom Owens, Jr., SC	19
1971	Randy Denton, Sr., Duke	22
1972	Robert McAdoo, Jr., UNC	14
	Tom McMillen, So., Md.	14
1973	Tom Burleson, Jr., NCS	20
1974	Tom Burleson, Sr., NCS	26
1975	Mitch Kupchak, Jr., UNC	20
1976	Kenny Carr, So., NCS	17
1977	Tree Rollins, Sr., Clem.	19
1978	Mike Gminski, So., Duke	21
1979	Buck Williams, Fr., Md.	11
1980	Ralph Sampson, Fr., UVA	21
1981	Ralph Sampson, So., UVA	21
1982	Ralph Sampson, Jr., UVA	18
1983	Ralph Sampson, Sr., UVA	24
1984	Sam Perkins, Sr., UNC	17
	Anthony Teachey, Sr., WF	17
1985	Brad Daugherty, Jr., UNC	17
1986	Horace Grant, Jr., Clem.	16
1987	Horace Grant, Sr., Clem.	13
1988	Charles Shackleford, Jr., NCS	14
1989	Danny Ferry, Sr., Duke	10
	Brian Oliver, Sr., GT	10
1990	Dale Davis, Jr., Clem.	20
1991	Dale Davis, Sr., Clem.	19
1992	Malcolm Mackey, Jr., GT	17
1993	George Lynch, Sr., UNC	17
1994	Joe Smith, Fr., Md.	20
1995	Tim Duncan, So., WF	21
1996	Tim Duncan, Jr., WF	24
1997	Tim Duncan, Sr., WF	29
1998	Antawn Jamison, Jr., UNC	22
1999	Elton Brand, So., Duke	17
2000	Terence Morris, Sr., Md.	12
	Jason Collier, Sr., GT	12
2001	Travis Watson, So., UVA	13
2002	Travis Watson, Jr., UVA	17
2003	Travis Watson, Sr., UVA	16
2004	Sean May, Jr., UNC	13
2005	Shelden Williams, Jr., Duke	20
2006	Shelden Williams, Sr., Duke	21
2007	Jared Dudley, Sr., BC	10
2008	Tyler Hansbrough, Jr., UNC	19
2009	Gani Lawal, Jr., GT	15
2010	Al-Farouq Aminu, So., WF	19
2011	Jordan Williams, So., Md.	25
2012	John Henson, Jr., UNC	18
2013	Richard Howell, Sr., NCS	18
	Mason Plumlee, Sr., Duke	18
2014	Jabari Parker, Fr., Duke	14
2015	Montrezl Harrell, Jr., UL	13
2016	Brice Johnson, Jr., UNC	23
2017	Bonzie Colson, Jr., ND	19
2018	Marvin Bagley III, Fr., Duke	22
2019	John Mooney, Jr., ND	20
2020	John Mooney, Sr., ND	25
2021	Justin Champagnie, So., Pitt	14
2022	Armando Bacot, Jr., UNC	31
2023	Armando Bacot, Sr., UNC	19
2024	Armando Bacot, Gr., UNC	19

DOUBLE-DOUBLE LEADERS

Single-Season Double-Doubles

Armando Bacot, NC	Jr.	2022	31
Tim Duncan, WF	Sr.	1997	29
Tom Burleson, NCS	Sr.	1974	26
Len Chappell, WF	Sr.	1962	26
John Mooney, ND	Sr.	2020	25
Jordan Williams, Md.	So.	2011	25
Ronnie Shavlik, NCS	Sr.	1956	25
Len Chappell, WF	Jr.	1961	24
Tim Duncan, WF	Jr.	1996	24
Mike Lewis, Duke	Sr.	1968	24
Ralph Sampson, UVA	Sr.	1983	24
Brice Johnson, UNC	Sr.	2016	23
Marvin Bagley III, Duke	Fr.	2018	22
Billy Cunningham, UNC	Jr.	1964	22
Randy Denton, Duke	Sr.	1971	22
Len Elmore, Md.	Sr.	1974	22
Antawn Jamison, UNC	Sr.	1998	22
Ronnie Shavlik, NCS	So.	1954	22
Tim Duncan, WF	So.	1995	21
Mike Gminski, Duke	So.	1978	21
Antawn Jamison, UNC	Jr.	1998	21
Ralph Sampson, UVA	So.	1981	21
Ralph Sampson, UVA	Fr.	1980	21
Ronnie Shavlik, NCS	Jr.	1955	21
Ronny Watts, WF	Jr.	1964	21
Shelden Williams, Duke	Sr.	2006	21
Tom Burleson, NCS	Jr.	1973	20
Norm Carmichael, UVA	Jr.	1968	20
Billy Cunningham, UNC	So.	1963	20
Dale Davis, Clem.	Jr.	1990	20
Mike Gminski, Duke	Sr.	1980	20
Mitch Kupchak, UNC	Jr.	1975	20
John Richter, Sr., NCS	Sr.	1959	20
Joe Smith, Md.	Fr.	1994	20
Shelden Williams, Duke	Jr.	2005	20
John Mooney, ND	Jr.	2019	20

Career Double-Doubles

Tim Duncan, WF	1994-97	87
Armando Bacot, UNC	2020-24	87
Ralph Sampson, UVA	1980-83	84
Ronnie Shavlik, NCS	1954-56	68
Tom Burleson, NCS	1972-74	67
Len Chappell, WF	1960-62	66
Mike Gminski, Duke	1977-80	63
Tree Rollins, Clem.	1974-77	61
Billy Cunningham, UNC	1962-65	60
Shelden Williams, Duke	2003-06	59
Randy Denton, Duke	1969-71	58
Tom Owens, USC	1969-71	57
Travis Watson, UVA	2000-04	54
Dale Davis, Clem.	1988-91	52
Mike Lewis, Duke	1966-68	52
John Richter, NCS	1957-59	52
Antawn Jamison, UNC	1996-98	51

Consecutive Double-Doubles

Billy Cunningham, UNC	1962-64	40
Tim Duncan, WF	1996-97	26
Mike Lewis, Duke	1967-68	21
Len Chappell, WF	1961-62	16

Leaders by Class

Fr.: Marvin Bagley III, Duke	2018	22
So.: Jordan Williams, Md.	2011	25
Jr.: Armando Bacot, UNC	2022	31
Sr.: Tim Duncan, WF	1997	29

POINTS PER GAME

Year	Player, School	Cl.	G	Pts	PG
1954	Buzzy Wilkinson, UVA	Jr.	27	814	30.1
1955	Buzzy Wilkinson, UVA	Sr.	28	898	32.1
1956	Lennie Rosenbluth, UNC	Jr.	23	614	26.6
1957	Grady Wallace, SC	Sr.	29	906	31.2
1958	Pete Brennan, UNC	Sr.	26	554	21.3
1959	John Richter, NCS	Sr.	26	443	17.0
1960	Lee Shaffer, NC	Sr.	24	437	18.2
1961	Len Chappell, WF	Jr.	28	745	26.6
1962	Len Chappell, WF	Sr.	31	932	30.1
1963	Art Heyman, Duke	Sr.	30	747	24.9
1964	Billy Cunningham, UNC	Jr.	24	623	26.0
1965	Billy Cunningham, UNC	Sr.	24	609	25.4
1966	Bob Lewis, UNC	Sr.	27	740	27.4
1967	Bob Verga, Duke	Sr.	27	705	26.1
1968	Butch Zatezalo, Clem.	So.	24	552	23.0
1969	Butch Zatezalo, Clem.	Jr.	25	645	25.8
1970	Charlie Scott, UNC	Sr.	27	731	27.1
1971	Charlie Davis, WF	Sr.	26	690	26.5
1972	Barry Parkhill, UVA	Jr.	28	605	21.6
1973	David Thompson, NCS	So.	27	666	24.7
1974	David Thompson, NCS	Jr.	32	805	26.0
1975	David Thompson, NCS	Sr.	28	838	29.9
1976	Kenny Carr, NCS	Jr.	30	798	26.6
1977	Kenny Carr, NCS	Sr.	28	588	21.0
1978	Rod Griffin, WF	Sr.	29	623	21.5
1979	Jeff Lamp, UVA	So.	28	641	22.9
1980	Albert King, Md	Jr.	31	674	21.7
1981	Gene Banks, Duke	Sr.	27	499	18.5
1982	Vince Taylor, Duke	Sr.	27	549	20.3
1983	Mark Price, GT	Fr.	28	568	20.3
1984	Michael Jordan, UNC	Jr.	31	607	19.6
1985	Len Bias, Md.	Jr.	37	701	18.9
1986	Len Bias, Md.	Sr.	37	743	23.2
1987	Horace Grant, Clem.	Sr.	31	651	21.0
1988	Danny Ferry, Duke	Jr.	35	667	19.1
1989	Danny Ferry, Duke	Sr.	35	791	22.6
1990	Dennis Scott, GT	Jr.	35	970	27.7
1991	Rodney Monroe, NCS	Sr.	31	836	27.0
1992	Walt Williams, Md.	Sr.	29	776	26.8
1993	Rodney Rogers, WF	Jr.	30	636	21.2
1994	Bob Sura, FSU	Jr.	27	573	21.2
1995	Joe Smith, Md.	So.	34	708	20.8
1996	Todd Fuller, NCS	Sr.	31	649	20.9
1997	Tim Duncan, WF	Sr.	31	645	20.8
1998	Antawn Jamison, UNC	Jr.	37	822	22.2
1999	Terrell McIntyre, Clem.	Sr.	35	627	17.9
2000	Will Solomon, Clem.	So.	30	627	20.9
2001	Jason Williams, Duke	So.	39	841	21.6
2002	Jason Williams, Duke	Sr.	35	746	21.3
2003	Josh Howard, WF	Sr.	31	606	19.5
2004	Rashad McCants, UNC	So.	30	599	20.0
2005	J.J. Redick, Duke	Jr.	33	721	21.8
2006	J.J. Redick, Duke	Sr.	36	964	26.8
2007	Al Thornton, FSU	Sr.	35	690	19.7
2008	Tyler Hansbrough, UNC	Jr.	39	882	22.6
2009	Toney Douglas, FSU	Sr.	35	751	21.5
2010	Malcolm Delaney, VT	Jr.	33	667	20.2
2011	Nolan Smith, Duke	Sr.	37	764	20.6
2012	Terrell Stoglin, Md.	So.	32	690	21.6
2013	Erick Green, VT	Sr.	32	801	25.0
2014	T.J. Warren, NCS	So.	35	871	24.9
2015	Olivier Hanlan, BC	Jr.	32	625	19.5
2016	Cat Barber, NCS	Jr.	33	776	23.5
2017	Michael Young, Pitt	Sr.	33	648	19.6
2018	Marvin Bagley III, Duke	Fr.	33	694	21.0
2019	RJ Barrett, Duke	Fr.	38	860	22.6
2020	Elijah Hughes, Syr.	Jr.	32	609	19.0
2021	Matthew Hurt, Duke	So.	24	439	18.3
2022	Buddy Boenheim, Syr.	Sr.	32	613	19.2
2023	Tyree Appleby, WF	Gr.	33	622	18.9
2024	RJ Davis, UNC	Sr.	37	784	21.2

ACC GAMES ONLY

1988	Danny Ferry, Duke	Jr.	14	304	21.7
1989	Danny Ferry, Duke	Sr.	13	307	23.6
1990	Dennis Scott, GT	Jr.	14	382	27.3
1991	Rodney Monroe, NCS	Sr.	14	397	28.4
1992	Walt Williams, Md.	Sr.	16	473	29.6
1993	Rodney Rogers, WF	Jr.	16	346	21.6
1994	James Forrest, GT	Jr.	14	288	20.6
1995	Joe Smith, Md.	So.	16	335	20.9
1996	Todd Fuller, NCS	Sr.	16	318	19.9
1997	Tim Duncan, WF	Sr.	16	347	21.7
1998	Antawn Jamison, UNC	Jr.	16	388	24.3
1999	Jason Collier, GT	Jr.	16	300	18.8
2000	Will Solomon, Clem.	So.	16	340	21.3

2001	Joseph Forte, UNC	So.	16	379	23.7
2002	Jason Williams, Duke	Jr.	16	348	21.8
2003	Josh Howard, WF	Sr.	16	360	22.5
2004	Rashad McCants, UNC	So.	16	346	21.6
2005	J.J. Redick, Duke	Jr.	16	383	23.9
2006	J.J. Redick, Duke	Sr.	16	470	29.4
2007	Al Thornton, FSU	Sr.	16	376	23.5
2008	Tyler Hansbrough, UNC	Jr.	16	379	23.7
2009	Toney Douglas, FSU	Sr.	16	369	23.1
2010	Malcolm Delaney, VT	Jr.	16	363	22.7
2011	Nolan Smith, Duke	Sr.	16	375	23.4
2012	Terrell Stoglin, Md.	So.	16	340	21.3
2013	Erick Green, VT	Sr.	18	469	26.1
2014	T.J. Warren, NCS	So.	17	434	25.5
2015	Olivier Hanlan, BC	Jr.	18	395	21.9
2016	Cat Barber, NCS	Jr.	18	425	23.6
2017	John Collins, WF	So.	18	365	20.3
2018	Jerome Robinson, BC	Jr.	18	438	24.3
2019	RJ Barrett, Duke	Fr.	18	424	23.6
2020	Garrison Brooks, UNC	Jr.	20	357	18.8
2021	Matthew Hurt, Duke	So.	18	335	18.6
2022	Buddy Boenheim, Syr.	Sr.	20	379	19.0
2023	Tyree Appleby, WF	Gr.	20	375	18.8
2024	RJ Davis, UNC	Sr.	20	421	21.1

REBOUNDS PER GAME

Year	Player, School	Cl.	G	Reb	PG
1954	Dickie Hemric, WF	Jr.	28	424	15.1
1955	Dickie Hemric, WF	Sr.	27	515	19.0
1956	Ron Shavlik, NCS	Sr.	28	545	19.5
1957	Grady Wallace, USC	Sr.	29	419	14.4
1958	Pete Brennan, UNC	Sr.	26	303	11.7
1959	John Richter, NCS	Sr.	26	370	14.2
1960	Bob Mortell, UVA	Sr.	24	350	14.6
1961	Len Chappell, WF	Jr.	28	393	14.0
1962	Len Chappell, WF	Sr.	31	470	15.2
1963	Billy Cunningham, UNC	So.	23	339	16.1
1964	Billy Cunningham, UNC	Jr.	24	379	15.8
1965	Billy Cunningham, UNC	Sr.	24	344	14.3
1966	Mike Lewis, Duke	Jr.	30	329	11.0
1967	Gary Gregor, USC	Jr.	23	305	13.3
1968	Mike Lewis, Duke	Jr.	28	402	14.4
1969	Tom Owens, USC	So.	28	363	13.0
1970	Tom Owens, USC	Jr.	28	393	14.9
1971	Tom Owens, USC	Sr.	28	360	12.8
1972	Tom Burleson, NCS	So.	26	365	14.0
1973	Tom Burleson, NCS	Jr.	27	324	12.0
1974	Len Elmore, Md.	Sr.	28	412	14.7
1975	Wayne Rollins, Clem.	So.	28	328	11.7
1976	Mitch Kupchak, UNC	Sr.	28	316	11.3
1977	Wayne Rollins, Clem.	Sr.	28	328	11.7
1978	Rod Griffin, WF	Sr.	29	291	10.0
	Mike Gminski, Duke	So.	32	319	10.0
1979	Buck Williams, Md.	Fr.	30	323	10.8
1980	Ralph Sampson, UVA	Fr.	34	381	11.2
1981	Buck Williams, Md.	Jr.	31	363	11.7
1982	Ralph Sampson, UVA	Jr.	32	366	11.4
1983	Ralph Sampson, UVA	Sr.	33	386	11.7
1984	Anthony Teachey, WF	Sr.	32	321	10.0
1985	Brad Daugherty, UNC	Jr.	36	349	9.7
1986	Horace Grant, Clem.	Jr.	34	357	10.5
1987	Horace Grant, Clem.	Sr.	31	299	9.6
1988	Charles Shackelford, NCS	Jr.	31	297	9.6
1989	Dale Davis, Clem.	So.	29	258	8.9
1990	Dale Davis, Clem.	Jr.	35	395	11.3
1991	Dale Davis, Clem.	Sr.	28	340	12.1
1992	Tom Gugliotta, NCS	Sr.	30	293	9.8
1993	Sharon Wright, Clem.	So.	30	314	10.5
1994	Joe Smith, Md.	Fr.	30	321	10.7
1995	Tim Duncan, WF	So.	32	401	12.5
1996	Tim Duncan, WF	Jr.	32	395	12.3
1997	Tim Duncan, WF	Sr.	31	457	14.7
1998	Antawn Jamison, UNC	Jr.	31	389	10.5
1999	Harold Jamison, Clem.	Sr.	35	346	9.9
2000	Jason Collier, GT	Sr.	30	276	9.2
2001	Alvin Jones, GT	Sr.	30	312	10.4
2002	Travis Watson, UVA	Jr.	28	272	9.7
2003	Travis Watson, UVA	Sr.	31	321	10.4
2004	Sean May, UNC	So.	29	285	9.8
2005	Shelden Williams, Duke	Jr.	33	369	11.2
2006	Shelden Williams, Duke	Sr.	36	384	10.7
2007	Jared Dudley, BC	Sr.	30	248	8.3
2008	Tyler Hansbrough, UNC	Jr.	39	399	10.2
2009	Trevor Booker, Clem.	Jr.	32	311	9.7
2010	Al-Farouq Aminu, WF	So.	31	332	10.7
2011	Jordan Williams, Md.	So.	33	388	11.8
2012	John Henson, UNC	Jr.	35	348	9.9
2013	Richard Howell, NCS	Sr.	35	380	10.9

2014	Jabari Parker, Duke	Fr.	35	306	8.7
2015	Tonye Jekiri, Miami	Jr.	37	366	9.9
2016	Zach Auguste, ND	Sr.	36	386	10.7
2017	Bonzie Colson, ND	Jr.	36	362	10.1
2018	Marvin Bagley III, Duke	Fr.	33	366	11.1
2019	John Mooney, ND	Jr.	33	370	11.2
2020	John Mooney, ND	Sr.	31	394	12.7
2021	Justin Champagnie, Pitt	So.	20	221	11.1
2022	Armando Bacot, UNC	Jr.	39	511	13.1
2023	Armando Bacot, UNC	Sr.	32	334	10.4
2024	Armando Bacot, UNC	Gr.	37	380	10.3

ACC GAMES ONLY

1988	Charles Shackelford, NCS	Jr.	13	130	10.0
1989	Dale Davis, Clem.	So.	13	117	9.0
1990	Dale Davis, Clem.	Jr.	14	164	11.7
1991	Dale Davis, Clem.	Sr.	14	167	11.9
1992	Malcolm Mackey, GT	Jr.	16	148	9.3
1993	Derrick Hicks, WF	Sr.	16	163	10.2
1994	Joe Smith, Md.	Fr.	16	179	11.2
1995	Tim Duncan, WF	So.	16	195	12.2
1996	Tim Duncan, WF	Jr.	16	181	11.3
1997	Tim Duncan, WF	Sr.	16	239	14.9
1998	Antawn Jamison, UNC	Jr.	16	169	10.6
1999	Elton Brand, Duke	So.	16	164	10.3
2000	Terence Morris, Md.	Jr.	16	135	9.0
2001	Alvin Jones, GT	Sr.	16	169	10.6
2002	Travis Watson, UVA	Jr.	16	157	9.8
2003	Travis Watson, UVA	Sr.	16	182	11.4
2004	Sean May, UNC	So.	16	157	9.8
2005	Sean May, UNC	Jr.	16	196	12.3
2006	Shelden Williams, Duke	Sr.	16	184	11.5
2007	Al Thornton, FSU	Sr.	16	140	8.8
2008	Tyler Hansbrough, UNC	Jr.	16	184	11.5
2009	Trevor Booker, Clem.	Jr.	16	168	10.5
2010	Al-Farouq Aminu, WF	So.	16	165	10.3
2011	Jordan Williams, Md.	So.	16	182	11.4
2012	John Henson, UNC	Jr.	16	170	10.6
2013	Richard Howell, NCS	Sr.	18	205	11.4
2014	Jabari Parker, Duke	Fr.	18	176	9.8
2015	Tonye Jekiri, Miami	Jr.	18	196	10.9
2016	Brice Johnson, UNC	Sr.	18	208	11.6
2017	Bonzie Colson, ND	Jr.	18	189	10.5
2018	Marvin Bagley III, Duke	Fr.	14	166	11.9
2019	John Mooney, ND	Jr.	18	227	12.6
2020	John Mooney, ND	Sr.	20	247	12.4
2021	Justin Champagnie, Pitt	So.	14	146	10.4
2022	Armando Bacot, UNC	Jr.	20	282	14.1
2023	Armando Bacot, UNC	Sr.	19	205	10.8
2024	Harrison Ingram, UNC	Gr.	20	217	10.9

1988	Elden Campbell, Clem.	So.	217	345	.629
1989	Dale Davis, Clem.	So.	146	218	.670
1990	Dale Davis, Clem.	Jr.	205	328	.525
1991	Christian Laettner, Duke	Jr.	271	471	.575
1992	Kevin Thompson, NCS	Jr.	194	311	.624
1993	Cherokee Parks, Duke	So.	161	247	.652
1994	Devin Gray, Clem.	Jr.	178	311	.572
1995	Rasheed Wallace, UNC	So.	238	364	.654
1996	Antawn Jamison, UNC	Fr.	322	201	.624
1997	Tim Duncan, WF	Sr.	234	385	.608
1998	Vince Carter, UNC	Jr.	224	379	.591
1999	Elton Brand, Duke	So.	255	411	.620
2000	Brendan Haywood, UNC	Jr.	191	274	.697
2001	Carlos Boozer, Duke	So.	160	265	.604
2002	Carlos Boozer, Duke	Jr.	230	346	.665
2003	Chris Bosh, GT	Fr.	168	300	.560
2004	Julius Hodge, NCS	Jr.	189	373	.507
2005	Eric Williams, WF	Jr.	201	319	.630
2006	Eric Williams, WF	Sr.	223	360	.619
2007	Brandon Wright, UNC	Fr.	228	353	.646
2008	J.J. Hickson, NCS	Fr.	163	276	.591
2009	Trevor Booker, Clem.	Jr.	189	331	.571
2010	Tracy Smith, NCS	Jr.	222	424	.524
2011	Tyler Zeller, UNC	Jr.	210	384	.547
2012	Mike Scott, Uva	Sr.	215	382	.563
2013	T.J. Warren, NCS	Fr.	186	299	.622
2014	T.J. Warren, NCS	So.	342	652	.525
2015	Jahlil Okafor, Duke	Fr.	279	420	.664
2016	Brice Johnson, UNC	Sr.	267	435	.614
2017	John Collins, WF	So.	234	376	.622
2018	Marvin Bagley III, Duke	Fr.	270	440	.614
2019	Zion Williamson, Duke	Fr.	296	435	.680
2020	Vernon Carey Jr., Duke	Fr.	199	345	.577
2021	Jay Huff, Uva	Sr.	127	217	.585
2022	Paul Atkinson Jr., ND	Gr.	176	300	.587
2023	Jesse Edwards, Syr.	Sr.	180	304	.592
2024	Lynn Kidd, VT	Sr.	177	265	.668

ACC GAMES ONLY

1988	J.R. Reid, UNC	So.	88	150	.587
1989	Dale Davis, Clem.	So.	73	107	.682
1990	Dale Davis, Clem.	Jr.	96	150	.640
1991	Christian Laettner, Duke	Jr.	96	163	.589
1992	Rodney Dobard, FSU	Sr.	79	122	.648
1993	Cherokee Parks, Duke	So.	82	127	.646
1994	Eric Montross, UNC	Sr.	82	146	.562
1995	Rasheed Wallace, UNC	So.	112	173	.647
1996	Antawn Jamison, UNC	Fr.	108	183	.590
1997	Tim Duncan, WF	Sr.	125	219	.571
1998	Antawn Jamison, UNC	Jr.	143	234	.611
1999	Elton Brand, Duke	So.	113	186	.608
2000	Brendan Haywood, UNC	Jr.	88	120	.733
2001	Lonny Baxter, Md.	Jr.	93	170	.547
2002	Carlos Boozer, Duke	Jr.	110	156	.705
2003	Chris Bosh, GT	Fr.	85	161	.528
2004	Julius Hodge, NCS	Jr.	94	182	.516
2005	Shelden Williams, Duke	Jr.	104	171	.608
2006	Ra'Sean Dickey, GT	So.	90	149	.604
2007	Brandon Wright, UNC	Fr.	99	153	.647
2008	DeMarcus Nelson, Duke	Sr.	92	179	.514
2009	James Johnson, WF	So.	101	181	.558
2010	Derrick Favors, GT	Fr.	80	128	.625
2011	Tyler Zeller, UNC	Jr.	87	150	.580
2012	Tyler Zeller, UNC	Sr.	103	181	.569
2013	Mason Plumlee, Duke	Sr.	104	187	.556
2014	T.J. Warren, NCS	So.	167	318	.525
2015	Jahlil Okafor, Duke	Fr.	116	178	.652
2016	Brice Johnson, UNC	Sr.	122	213	.573
2017	John Collins, WF	So.	138	216	.639
2018	Doral Moore, WF	Jr.	96	151	.636
2019	Elijah Thomas, Clem.	Sr.	97	163	.595
2020	Vernon Carey Jr., Duke	Fr.	120	216	.556
2021	Juwan Durham, ND	Sr.	93	143	.650
2022	Mark Williams, Duke	So.	104	143	.727
2023	D.J. Burns Jr., NCS	Sr.	145	256	.566
2024	Brandon Huntley-Hatfield, Lou.	So.	115	200	.575

FREE THROW PERCENTAGE

Year	Player, School	Cl.	FT	FTA	Pct.
1954	Al DePorter, WF	Sr.	96	119	.807
1955	Jack Murdock, WF	So.	101	121	.835
1956	Jack Murdock, WF	Jr.	203	237	.857
1957	Ernie Wiggins, WF	Sr.	93	106	.877
1958	Bill Metzger, Uva	Jr.	66	78	.846
1959	Dickie Odom, WF	Sr.	109	137	.796
1960	York Larese, UNC	Jr.	131	151	.868
1961	Bob McDonald, Md.	Sr.	69	79	.873
1962	Ronnie Collins, USC	So.	84	95	.884

1963	Scotti Ward, USC	Sr.	118	136	.868
1964	Gary Burnisky, Clem.	Sr.	79	88	.898
1965	Mac Caldwell, Uva	Sr.	76	90	.844
1966	Paul Long, WF	Jr.	153	176	.869
1967	Jim Sutherland, Clem.	Sr.	104	116	.897
1968	Jerry Montgomery, WF	Jr.	134	157	.854
1969	Charlie Davis, WF	So.	194	220	.882
1970	Charlie Davis, WF	Jr.	196	224	.875
1971	Charlie Davis, WF	Sr.	188	218	.862
1972	Dennis Wuycik, UNC	Sr.	181	212	.854
1973	Chris Redding, Duke	Jr.	124	147	.844
1974	Kevin Billerman, Duke	Jr.	84	101	.832
1975	John Lucas, Md.	Jr.	97	116	.836
1976	Skip Brown, WF	Jr.	97	111	.874
1977	Phil Ford, UNC	Jr.	157	184	.853
1978	Jim Spanarkel, Duke	Jr.	220	255	.863
1979	Jeff Lamp, Uva	So.	181	214	.846
1980	Greg Manning, Md.	Jr.	79	87	.908
1981	Jeff Lamp, Uva	Sr.	154	178	.865
1982	Chip Engelland, Duke	Jr.	77	88	.875
1983	Mark Price, GT	Fr.	93	106	.877
1984	Sam Perkins, UNC	Sr.	155	181	.856
1985	Steve Hale, UNC	Jr.	85	97	.876
1986	Len Bias, Md.	Sr.	209	242	.864
1987	Danny Ferry, Duke	So.	92	109	.844
1988	Jeff Lebo, UNC	Jr.	86	98	.878
1989	Richard Morgan, Uva	Sr.	121	140	.864
1990	Christian Laettner, Duke	So.	225	269	.836
1991	Rodney Monroe, NCS	Sr.	162	183	.885
1992	Hubert Davis, UNC	Sr.	140	169	.828
1993	Donald Williams, UNC	So.	97	117	.829
1994	Travis Best, GT	Jr.	123	142	.866
1995	Travis Best, GT	Sr.	116	137	.847
1996	Duane Simpkins, Md.	Sr.	87	103	.845
1997	Trajan Langdon, Duke	So.	113	126	.897
1998	Shammond Williams, UNC	Sr.	133	146	.911
1999	Donald Hand, Uva	So.	162	188	.862
2000	Darius Songaila, WF	So.	157	188	.835
2001	Roger Mason, Uva	So.	122	138	.884
2002	Juan Dixon, Md.	Sr.	141	157	.898
2003	J.J. Redick, Duke	Fr.	102	111	.919
2004	J.J. Redick, Duke	So.	143	150	.953
2005	J.J. Redick, Duke	Jr.	196	209	.938
2006	Shawn Robinson, Clem.	Sr.	84	92	.913
2007	Jack McClinton, Miami	So.	102	114	.895
2008	Jack McClinton, Miami	Jr.	114	124	.919
2009	Jack McClinton, Miami	Sr.	116	131	.885
2010	Jon Scheyer, Duke	Sr.	194	221	.878
2011	Malcolm Grant, Miami	Jr.	122	143	.853
2012	Seth Curry, Duke	Jr.	103	118	.873
2013	C.J. Harris, WF	Sr.	138	163	.847
2014	Marcus Paige, UNC	So.	128	146	.877
2015	Quinn Cook, Duke	Sr.	98	110	.891
2016	Malcolm Brogdon, Uva	Sr.	140	156	.897
2017	Steve Vasturia, ND	Sr.	91	100	.910
2018	Joel Berry II, UNC	Sr.	108	121	.893
2019	Marcquise Reed, Clem.	Sr.	150	178	.843
2020	Joseph Girard III, Syr.	Fr.	84	94	.894
2021	Marek Dolezal, Syr.	Sr.	87	102	.853
2022	Buddy Boeheim, Syr.	Sr.	99	112	.884
2023	RJ Davis, UNC	Jr.	111	126	.881
2024	Joseph Girard III, Clem.	Gr.	115	123	.935

ACC GAMES ONLY

1988	David Carlyle, WF	Sr.	48	57	.842
1989	Richard Morgan, Uva	Sr.	54	63	.857
1990	Christian Laettner, Duke	So.	82	95	.863
1991	Rodney Monroe, NCS	Sr.	79	89	.889
1992	Hubert Davis, UNC	Sr.	69	83	.831
1993	Sam Cassell, FSU	Sr.	58	71	.817
1994	Travis Best, GT	Jr.	67	75	.893
1995	Duane Simpkins, Md.	Jr.	54	60	.900
1996	Terrell McIntyre, Clem.	Fr.	55	66	.833
1997	Merl Code, Clem.	Sr.	45	51	.882
1998	Shammond Williams, UNC	Sr.	64	70	.914
1999	Donald Hand, Uva	So.	82	93	.882
2000	Darius Songaila, WF	So.	87	99	.879
2001	Juan Dixon, Md.	Jr.	67	74	.905
2002	Juan Dixon, Md.	Sr.	76	84	.905
2003	J.J. Redick, Duke	Fr.	49	52	.942
2004	J.J. Redick, Duke	So.	79	82	.963
2005	Chris McCray, Md.	Jr.	65	69	.942
2006	J.J. Redick, Duke	Sr.	123	135	.911
2007	Jack McClinton, Miami	So.	44	49	.898
2008	Jack McClinton, Miami	Jr.	57	62	.919
2009	Uche Echefu, FSU	Sr.	50	55	.909
2010	Jon Scheyer, Duke	Sr.	78	91	.857
2011	Nolan Smith, Duke	Sr.	87	98	.888

2012	C.J. Harris, WF	Jr.	72	76	.947
2013	Scott Wood, NCS	Sr.	47	51	.922
2014	Malcolm Brogdon, Uva	So.	71	80	.888
2015	Malcolm Brogdon, Uva	Jr.	52	58	.897
2016	Malcolm Brogdon, Uva	Sr.	70	77	.909
2017	John Gillon, Syr.	Sr.	67	73	.918
2018	TJ Gibbs, ND	So.	75	84	.893
2019	Marcquise Reed, Clem.	Sr.	89	105	.848
2020	Joseph Girard III, Syr.	Fr.	51	59	.864
2021	Marek Dolezal, Syr.	Sr.	54	62	.871
2022	Jamarius Burton, Pitt	Sr.	59	65	.908
2023	Sean Pedulla, VT	So.	57	61	.934
2024	Joseph Girard III, Clem.	Gr.	81	83	.976

ASSISTS PER GAME

Year	Player, School	Cl.	G	Ast	Avg
1973	John Lucas, Md.	So.	30	178	5.9
1974	John Lucas, Md.	Jr.	28	159	5.7
1975	Skip Brown, WF	So.	26	177	6.8
1976	Phil Ford, UNC	So.	29	203	7.0
1977	Phil Ford, UNC	Jr.	33	217	6.6
1978	Phil Ford, UNC	Sr.	30	172	5.7
1979	Jeff Jones, UVa	Fr.	28	136	4.9
1980	Jeff Jones, UVa	So.	34	200	5.9
1981	Sidney Lowe, NCS	So.	24	184	7.7
1982	Jimmy Black, UNC	Sr.	34	213	6.3
1983	Sidney Lowe, NCS	Sr.	36	271	7.5
1984	Spud Webb, NCS	Jr.	33	199	6.0
1985	Tyrone Bogues, WF	So.	29	207	7.1
1986	Tyrone Bogues, WF	Jr.	29	245	8.4
1987	Tyrone Bogues, WF	Sr.	29	276	9.5
1988	Craig Neal, GT	Sr.	32	303	9.5
1989	Chris Corchiani, NCS	So.	31	266	8.6
1990	Kenny Anderson, GT	Fr.	35	285	8.1
1991	Chris Corchiani, NCS	Sr.	31	299	9.6
1992	Bobby Hurley, Duke	Jr.	31	237	7.6
1993	Bobby Hurley, Duke	Sr.	32	262	8.2
1994	Drew Barry, GT	So.	24	141	5.9
1995	Drew Barry, GT	Jr.	27	181	6.7
1996	Drew Barry, GT	Sr.	36	238	6.6
1997	Ed Cota, UNC	Fr.	34	234	6.9
1998	Ed Cota, UNC	So.	37	274	7.4
1999	Ed Cota, UNC	Jr.	32	238	7.4
2000	Ed Cota, UNC	Sr.	35	284	8.1
2001	Steve Blake, Md.	So.	36	248	6.9
2002	Steve Blake, Md.	Jr.	36	286	7.9
2003	Steve Blake, Md.	Sr.	31	221	7.1
2004	Raymond Felton, UNC	So.	30	212	7.1
2005	Raymond Felton, UNC	Jr.	36	249	6.9
2006	Greg Paulus, Duke	Fr.	36	187	5.2
2007	Ishmael Smith, WF	Fr.	31	186	6.0
2008	Greivis Vasquez, Md.	So.	34	231	6.8
2009	Ty Lawson, UNC	Jr.	35	230	6.6
2010	Greivis Vasquez, Md.	Sr.	33	208	6.3
2011	Kendall Marshall, UNC	Fr.	37	230	6.2
2012	Kendall Marshall, UNC	So.	36	351	9.8
2013	Lorenzo Brown, NCS	Jr.	33	239	7.2
2014	Tyler Ennis, Syr.	Fr.	34	188	5.5
2015	Jerian Grant, ND	Sr.	38	253	6.7
2016	James Robinson, Pitt	Sr.	33	166	5.1
2017	Dennis Smith Jr., NCS	Fr.	32	197	6.2
2018	Markell Johnson, NCS	So.	26	190	7.3
2019	Ty Jerome, UVa	Jr.	37	202	5.4
2020	Markell Johnson, NCS	Sr.	31	210	6.8
2021	Prentiss Hubb, ND	Jr.	26	152	5.9
2022	Reece Beekman, UVa	So.	35	181	5.2
	Alondes Williams, WF	Sr.	35	181	5.2
2023	Tyree Appleby, WF	Gr.	33	212	6.4
2024	Reece Beekman, UVa	Sr.	34	212	6.4

2004	Raymond Felton, UNC	So.	16	109	6.8
2005	Chris Paul, WF	So.	16	112	7.0
2006	Greg Paulus, Duke	Fr.	16	83	5.2
2007	Javaris Crittenton, GT	Fr.	16	86	5.4
2008	Greivis Vasquez, Md.	So.	16	120	7.5
2009	Ty Lawson, UNC	Jr.	16	102	6.4
2010	Greivis Vasquez, Md.	Sr.	16	107	6.7
2011	Kendall Marshall, UNC	Fr.	16	108	6.8
2012	Kendall Marshall, UNC	So.	16	149	9.3
2013	Lorenzo Brown, NCS	Jr.	16	122	7.6
2014	Tyler Ennis, Syr.	Fr.	18	102	5.7
2015	Jerian Grant, ND	Sr.	18	125	6.9
2016	Demetrius Jackson, ND	Jr.	17	86	5.1
2017	John Gillon, Syr.	Sr.	18	113	6.3
2018	Markell Johnson, NCS	So.	14	114	8.1
2019	Ty Jerome, UVa	Jr.	17	103	6.0
2020	Markell Johnson, NCS	Sr.	19	124	6.5
2021	Prentiss Hubb, ND	Jr.	18	120	6.7
2022	Alondes Williams, WF	Sr.	20	113	5.7
2023	Tyree Appleby, WF	Gr.	20	139	7.0
2024	Reece Beekman, UVa	Sr.	20	126	6.3

STEALS PER GAME

Year	Player, School	Cl.	G	Stl.	PG
1977	Jim Spanarkel, Duke	So.	27	73	2.7
1978	Jim Spanarkel, Duke	Jr.	34	93	2.7
1979	Dudley Bradley, UNC	Sr.	29	97	3.3
1980	Dutch Morley, Md.	So.	31	64	2.1
1981	Sidney Lowe, NCS	So.	24	53	2.2
1982	Othell Wilson, UVa	So.	29	69	2.4
1983	Sidney Lowe, NCS	Sr.	36	87	2.4
1984	Othell Wilson, Va.	Sr.	29	69	2.4
1985	Tyrone Bogues, WF	So.	29	85	2.9
1986	Tyrone Bogues, WF	Jr.	29	89	3.1
1987	Tyrone Bogues, WF	Sr.	29	70	2.4
1988	Chris Corchiani, NCS	Fr.	32	61	1.9
1989	Chris Corchiani, NCS	So.	31	81	2.6
1990	Chris Corchiani, NCS	Jr.	30	95	3.2
1991	Kenny Anderson, GT	So.	30	89	3.0
1992	Charlie Ward, FSU	So.	28	75	2.7
1993	Sam Cassell, FSU	Sr.	35	97	2.8
1994	Johnny Rhodes, Md.	So.	30	78	2.6
1995	Johnny Rhodes, Md.	Jr.	34	85	2.5
1996	Johnny Rhodes, Md.	Sr.	30	110	3.7
1997	Steve Wojciechowski, Duke	Jr.	33	82	2.5
1998	Laron Profit, Md.	Jr.	32	87	2.7
1999	Steve Francis, Md.	Jr.	34	95	2.8
2000	Juan Dixon, Md.	So.	35	96	2.7
2001	Juan Dixon, Md.	Jr.	36	95	2.6
2002	Juan Dixon, MD.	Sr.	36	92	2.6
2003	Tim Pickett, FSU	Jr.	29	82	2.8
2004	Chris Paul, WF	Fr.	31	84	2.7
2005	Chris Paul, WF	So.	32	76	2.4
2006	Vernon Hamilton, Clem.	Jr.	31	83	2.7
2007	Jamon Gordon, VT	Sr.	34	94	2.8
2008	Toney Douglas, FSU	Jr.	34	90	2.7
2009	Ty Lawson, UNC	Jr.	35	75	2.1
2010	Chris Singleton, FSU	So.	32	71	2.2
2011	Iman Shumpert, GT	Jr.	31	85	2.7
2012	Lorenzo Brown, NCS	So.	37	67	1.8
2013	Shane Larkin, Miami	So.	36	71	2.0
2014	Tyler Ennis, Syr.	Fr.	34	72	2.1
2015	Terry Rozier, Louis.	So.	36	72	2.0
2016	Michael Gbinije, Syr.	Sr.	37	71	1.9
2017	Donovan Mitchell, Louis.	So.	34	70	2.1
2018	Frank Howard, Syr.	Jr.	37	68	1.8
2019	Marcquise Reed, Clem.	Sr.	31	66	2.1
2020	Jose Alvarado, GT	Jr.	24	53	2.2
2021	Jose Alvarado, GT	Sr.	26	74	2.9
2022	Reece Beekman, UVa	So.	35	73	2.1
2023	Judah Mintz, Syr.	Fr.	32	59	1.8
2024	Maliq Brown, Syr.	So.	32	71	2.2

ACC GAMES ONLY

1988	Billy King, Duke	Sr.	14	29	2.1
1989	Chris Corchiani, NCS	So.	14	37	2.6
1990	Chris Corchiani, NCS	Jr.	14	44	3.1
1991	Chris Corchiani, NCS	Sr.	14	46	3.3
1992	Charlie Ward, FSU	So.	16	45	2.8
1993	George Lynch, UNC	Sr.	16	44	2.8
1994	Johnny Rhodes, Md.	So.	16	39	2.4
1995	Greg Buckner, Clem.	Fr.	16	38	2.4
1996	Johnny Rhodes, Md.	Sr.	16	53	3.3
1997	Steve Wojciechowski, Duke	Jr.	16	39	2.4
1998	Laron Profit, Md.	Jr.	16	48	3.0
1999	Steve Francis, Md.	Jr.	16	49	3.1
2000	Juan Dixon, Md.	So.	16	45	2.8

2001	Juan Dixon, Md.	Jr.	16	41	2.6
2002	Mike Dunleavy, Duke	Jr.	16	45	2.8
2003	Tim Pickett, FSU	Jr.	16	37	2.3
2004	Tim Pickett, FSU	Sr.	16	37	2.3
2005	Chris Paul, WF	So.	16	40	2.5
2006	Vernon Hamilton, Clem.	Jr.	16	47	4.1
2007	Jamon Gordon, VT	Sr.	16	38	2.4
2008	Toney Douglas, FSU	Jr.	16	48	3.0
2009	Iman Shumpert, GT	Fr.	16	36	2.3
2010	Chris Singleton, FSU	So.	16	37	2.3
2011	Iman Shumpert, GT	Jr.	16	46	2.9
2012	Tanner Smith, Clem.	Sr.	16	30	1.9
2013	Shane Larkin, Miami	So.	18	32	1.8
2014	T.J. Warren, NCS	So.	17	32	1.9
2015	Jerian Grant, ND	Sr.	18	37	2.1
	Michael Gbinije, Syr.	Jr.	18	37	2.1
2016	Bryant Crawford, WF	Fr.	18	31	1.7
2017	Donovan Mitchell, Louis.	So.	18	38	2.1
2018	Grayson Allen, Duke	Sr.	18	40	2.2
2019	Marcquise Reed, Clem.	Sr.	18	42	2.3
2020	Jose Alvarado, GT	Jr.	19	45	2.4
2021	Jose Alvarado, GT	Sr.	17	53	3.1
2022	Charlie Moore, Miami	Gr.	20	44	2.2
2023	Judah Mintz, Syr.	Fr.	20	36	1.8
2024	Markus Burton, ND	Fr.	20	44	2.2
	Maliq Brown, Syr.	So.	20	44	2.2

BLOCKED SHOTS PER GAME

Year	Player, School	Cl.	G	Blk	PG
1977	Tree Rollins, Clem.	Sr.	28	108	3.9
1978	Mike Gminski, Duke	So.	32	92	2.9
1979	Mike Gminski, Duke	Jr.	30	66	2.2
1980	Ralph Sampson, UVa	Fr.	34	157	4.6
1981	Ralph Sampson, UVa	So.	33	103	3.1
1982	Ralph Sampson, UVa	Jr.	32	99	2.7
1983	Ralph Sampson, UVa	Sr.	33	103	3.1
1984	John Salley, GT	So.	29	67	2.3
1985	Derrick Lewis, Md.	Fr.	37	99	2.7
1986	Derrick Lewis, Md.	So.	33	71	2.2
1987	Derrick Lewis, Md.	Jr.	26	112	4.3
1988	Elden Campbell, Clem.	So.	28	88	3.1
1989	Elden Campbell, Clem.	Jr.	29	87	3.0
1990	Elden Campbell, Clem.	Sr.	35	97	2.8
1991	Cedric Lewis, Md.	Sr.	28	143	5.1
1992	Sharone Wright, Clem.	Fr.	28	63	2.3
1993	Sharone Wright, Clem.	So.	30	124	4.1
1994	Tim Duncan, WF	Fr.	33	124	3.8
1995	Tim Duncan, WF	So.	32	135	4.2
1996	Tim Duncan, WF	Jr.	32	120	3.8
1997	Tim Duncan, WF	Sr.	31	102	3.5
1998	Alvin Jones, GT	Fr.	33	141	4.3
1999	Alvin Jones, GT	So.	31	107	3.5
2000	Alvin Jones, GT	Jr.	30	76	2.5
2001	Brendan Haywood, UNC	Sr.	33	120	3.6
2002	Lonny Baxter, Md.	Sr.	35	69	1.9
2003	Chris Bosh, GT	Fr.	31	67	2.2
2004	Shelden Williams, Duke	So.	37	111	3.0
2005	Shelden Williams, Duke	Jr.	33	127	3.9
2006	Shelden Williams, Duke	Sr.	36	137	3.8
2007	Ebenezer Ibeke, Md.	Sr.	33	88	2.7
2008	Tyrelle Blair, BC	Sr.	31	105	3.4
2009	Solomon Alabi, FSU	Fr.	35	73	2.1
2010	Solomon Alabi, FSU	So.	32	75	2.3
2011	John Henson, UNC	So.	37	118	3.2
2012	John Henson, UNC	Jr.	35	101	2.9
2013	K.J. McDaniels, Clem.	So.	28	58	2.1
2014	K.J. McDaniels, Clem.	Jr.	36	100	2.8
2015	BeeJay Anya, NCS	So.	36	91	2.5
2016	Landry Nnoko, Clem.	Sr.	31	71	2.3
2017	Ben Lammers, GT	Jr.	37	125	3.4
2018	Anas Mahmoud, UL	Sr.	36	104	2.9
2019	James Banks III, GT	Jr.	31	78	2.5
2020	Manny Bates, NCS	Fr.	29	83	2.9
2021	Manny Bates, NCS	So.	24	64	2.7
2022	Mark Williams, Duke	So.	39	110	2.8
2023	Jesse Edwards, Syr.	Sr.	32	87	2.7
2024	Ryan Dunn, UVa	So.	34	77	2.3

ACC GAMES ONLY

1988	Elden Campbell, Clem.	So.	13	36	2.8
1989	Elden Campbell, Clem.	Jr.	14	33	2.4
1990	Elden Campbell, Clem.	Sr.	14	41	2.9
1991	Cedric Lewis, Md.	Sr.	14	62	4.4
1992	Sharone Wright, Clem.	Fr.	16	36	2.3
1993	Sharone Wright, Clem.	So.	16	68	4.3
1994	Tim Duncan, WF	Fr.	16	62	3.9
1995	Tim Duncan, WF	So.	16	62	3.9

1996	Tim Duncan, WF	Jr.	16	56	3.5
1997	Tim Duncan, WF	Sr.	16	55	3.4
1998	Alvin Jones, GT	Fr.	16	53	3.3
1999	Kris Hunter, UVa	Jr.	16	47	2.9
2000	Lonny Baxter, Md.	So.	16	40	2.5
2001	Brendan Haywood, UNC	Sr.	16	65	4.0
2002	Lonny Baxter, Md.	Sr.	16	35	2.2
2003	Chris Bosh, GT	Fr.	16	40	2.5
2004	Shelden Williams, Duke	So.	16	41	2.6
2005	Shelden Williams, Duke	Je.	16	64	4.0
2006	Shelden Williams, Duke	Sr.	16	68	4.3
2007	Trevor Booker, Clem.	Fr.	16	38	2.4
2008	Tyrelle Blair, BC	Sr.	16	56	3.5
2009	Solomon Alabi, FSU	Fr.	16	36	2.3
2010	Derrick Favors, GT	Fr.	16	32	2.0
2011	John Henson, UNC	So.	16	54	3.4
2012	Ty Walker, WF	Sr.	15	45	3.0
2013	Julian Gamble, Miami	Sr.	18	41	2.3
2014	Daniel Miller, GT	Sr.	18	51	2.8
2015	Rakeem Christmas, Syr.	Sr.	18	49	2.7
2016	Landry Nnoko, Clem.	Sr.	18	42	2.3
2017	Ben Lammers, GT	Jr.	18	54	3.0
2018	Wendell Carter Jr., Duke	Fr.	18	41	2.3
	Elijah Thomas, Clem.	Jr.	18	41	2.3
2019	James Banks, GT	Jr.	18	46	2.5
	Elijah Thomas, Clem.	Sr.	18	46	2.5
2020	Manny Bates, NCS	Fr.	17	48	2.8
2021	Manny Bates, NCS	So.	16	44	2.8
2022	Mark Williams, Duke	So.	20	54	2.7
2023	Derek Lively II, Duke	Fr.	19	49	2.6
2024	Ryan Dunn, UVa	So.	20	47	2.4

THREE-POINT FG PERCENTAGE

Year	Player, School	Cl.	FG	Att	Pct.
1983	Terry Gannon, NCS	So.	53	90	.589
1987	Michael Tait, Clem.	Sr.	70	136	.515
1988	Dennis Scott, GT	Fr.	98	208	.464
1989	Cal Boyd, WF	Sr.	54	108	.500
1990	Rodney Monroe, NCS	Jr.	84	174	.483
1991	Hubert Davis, UNC	Jr.	64	131	.489
1992	Christian Laettner, Duke	Sr.	54	97	.557
1993	Travis Best, GT	So.	80	175	.457
1994	Marc Blucas, WF	Sr.	52	109	.477
1995	Dante Calabria, UNC	Jr.	66	133	.496
1996	Riccardo Peral, WF	Jr.	51	100	.510
1997	Courtney Alexander, Uva	So.	40	90	.444
1998	Clint Harrison, NCS	Sr.	80	183	.437
1999	Trajan Langdon, Duke	Sr.	112	254	.441
2000	Shane Battier, Duke	Jr.	79	178	.444
2001	Keith Friel, Uva	Sr.	62	145	.428
2002	Craig Dawson, WF	Sr.	100	227	.441
2003	Todd Billet, Uva	Jr.	94	225	.418
2004	Daniel Ewing, Duke	Jr.	74	180	.411
2005	Raymond Felton, UNC	Jr.	70	159	.440
2006	Anthony Morrow, GT	So.	78	182	.429
2007	Jack McClinton, Miami	So.	91	207	.440
2008	Anthony Morrow, GT	Sr.	81	181	.448
2009	Jack McClinton, Miami	Sr.	101	223	.453
2010	Adrian Thomas, Miami	Sr.	67	159	.421
2011	Malcolm Grant, Miami	Jr.	94	222	.423
2012	Scott Wood, NCS	Jr.	95	232	.409
2013	Scott Wood, NCS	Sr.	104	236	.441
2014	Rodney Hood, Duke	So.	71	169	.420
2015	Adam Smith, VT	Sr.	81	191	.424
2016	London Perrantes, Uva	Jr.	78	160	.488
2017	Avry Holmes, Clem.	Sr.	69	156	.442
2018	DJ Vasiljevic, Miami	So.	67	163	.411
2019	Cameron Johnson, UNC	Sr.	96	210	.457
2020	Buddy Boeheim, Syr.	So.	97	262	.370
2021	Sam Hauser, Uva	Sr.	63	151	.417
2022	Brady Manek, UNC	Gr.	98	243	.403
2023	Hunter Cattoor, VT	Jr.	78	184	.424
2024	Blake Hinson, Pitt	Sr.	110	261	.421

1996	Rusty LaRue, WF	Sr.	32	68	.471
1997	Trajan Langdon, Duke	So.	46	103	.447
1998	Shammond Williams, UNC	Sr.	40	85	.471
1999	T.J. Vines, GT	So.	25	51	.490
2000	Shane Battier, Duke	Jr.	43	84	.512
2001	Joseph Forte, UNC	So.	32	71	.451
2002	Craig Dawson, WF	Sr.	44	102	.431
2003	Todd Billet, UVa	Jr.	54	119	.454
2004	Rashad McCants, UNC	So.	52	112	.464
2005	Ilian Evtimov, NCS	Jr.	38	75	.507
2006	Tony Bethel, NCS	Sr.	46	94	.489
2007	Jack McClinton, Miami	So.	46	115	.400
2008	K.C. Rivers, Clem.	Jr.	40	90	.444
2009	Jack McClinton, Miami	Sr.	53	117	.453
2010	Kyle Singler, Duke	Jr.	39	94	.415
2011	Scott Wood, NCS	So.	34	77	.442
2012	Andre Dawkins, Duke	Jr.	36	85	.424
2013	Seth Curry, Duke	Sr.	55	122	.451
2014	Ian Miller, FSU	Sr.	38	84	.452
2015	Olivier Hanlan, BC	Jr.	51	117	.436
2016	London Perrantes, UVa	Jr.	39	81	.481
2017	Avry Holmes, Clem.	Sr.	43	81	.531
2018	Quentin Snider, Louis.	Sr.	40	87	.460
2019	Cameron Johnson, UNC	Sr.	51	111	.459
2020	T.J. Gibbs, ND	Sr.	50	106	.472
2021	Sam Hauser, UVa	Sr.	49	106	.462
2022	Cole Swider, Syr.	Sr.	54	123	.439
2023	Hunter Cattoor, VT	Jr.	48	107	.449
2024	Isaac McKneely, UVa	So.	50	109	.459

ASSIST-TO-TURNOVER RATIO

Year	Player, School	Cl.	Ast	TO	Rat
1980	Sidney Lowe, NCS	Fr.	125	48	2.60
1981	Sidney Lowe, NCS	So.	184	63	2.92
1982	Sidney Lowe, NCS	Jr.	182	67	2.72
1983	Sidney Lowe, NCS	Sr.	271	81	3.35
1984	Danny Young, WF	Sr.	157	59	2.66
1985	Tyrone Bogue, WF	So.	207	62	3.34
1986	Jeff Lebo, UNC	Fr.	119	39	3.05
1987	Grayson Marshall, Clem.	Jr.	221	74	2.99
1988	Chris Corchiani, NCS	Fr.	235	79	2.97
1989	Chris Corchiani, NCS	So.	266	103	2.58
1990	Chris Corchiani, NCS	Jr.	238	99	2.40
1991	King Rice, UNC	Sr.	207	76	2.72
1992	Derrick McQueen, WF	Sr.	145	65	2.23
1993	Bobby Hurley, Duke	Sr.	262	108	2.43
1994	Travis Best, GT	Jr.	167	69	2.42
1995	Jeff McInnis, UNC	So.	180	72	2.50
1996	Steve Wojciechowski, Duke	So.	84	38	2.21
1997	Steve Wojciechowski, Duke	Jr.	176	58	3.03
1998	Steve Wojciechowski, Duke	Sr.	164	64	2.56
1999	Terrell Stokes, Md.	Jr.	212	76	2.79
2000	Ed Cota, UNC	Sr.	284	115	2.47
2001	Ervin Murray, WF	Jr.	84	26	3.23
2002	Steve Blake, Md.	Jr.	286	119	2.47
2003	Steve Blake, Md.	Sr.	221	99	2.23
2004	Nate Johnson, FSU	Sr.	125	39	3.21
2005	Chris Paul, WF	So.	212	89	2.28
2006	Louis Hinnant, BC	Sr.	167	74	2.26
2007	Ty Lawson, UNC	Fr.	213	83	2.57
2008	Ty Lawson, UNC	So.	165	70	2.36
2009	Ty Lawson, UNC	Jr.	230	66	3.48
2010	Jon Scheyer, Duke	Sr.	194	65	2.98
2011	Andre Young, Clem.	Jr.	102	40	2.55
2012	Kendall Marshall, UNC	So.	351	101	3.48
2013	Dexter Strickland, UNC	Sr.	150	47	3.19
2014	James Robinson, Pitt	So.	148	36	4.11
2015	James Robinson, Pitt	Jr.	174	56	3.11
2016	James Robinson, Pitt	Sr.	166	42	3.95
2017	A.J. Turner, BC	So.	96	33	2.91
2018	Braxton Beverly, NCS	Fr.	121	37	3.27
2019	Tre Jones, Duke	Fr.	192	53	3.62
2020	Wabissa Bede, VT	Jr.	177	53	3.34
2021	Jordan Goldwire, Duke	Sr.	96	34	2.82
2022	Reece Beekman, UVa	So.	181	50	3.62
2023	Reece Beekman, UVa	Jr.	168	50	3.36
2024	Reece Beekman, UVa	Sr.	212	70	3.03

ACC GAMES ONLY

1988	Chris Corchiani, NCS	Fr.	119	35	3.40
1989	Chris Corchiani, NCS	So.	102	39	2.62
1990	Chris Corchiani, NCS	Jr.	106	42	2.52
1991	Chris Corchiani, NCS	Sr.	134	49	2.73
1992	Bobby Hurley, Duke	Jr.	97	42	2.31
1993	Travis Best, GT	So.	97	39	2.49
1994	Derrick Phelps, UNC	Sr.	91	30	3.03
1995	Jeff McInnis, UNC	So.	103	25	4.12

1996	LaMarr Greer, FSU	Sr.	68	33	2.06
1997	Steve Wojciechowski, Duke	Sr.	81	36	2.25
1998	Steve Wojciechowski, Duke	Sr.	68	29	2.34
1999	Terrell Stokes, Md.	Jr.	102	44	2.32
2000	Steve Blake, Md.	Fr.	111	41	2.70
2001	Chris Duhon, Duke	So.	64	15	4.27
2002	Steve Blake, Md.	Jr.	141	49	2.89
2003	Chris Duhon, Duke	Jr.	101	41	2.46
2004	Nate Johnson, FSU	Sr.	56	22	2.55
2005	Chris Paul, WF	So.	112	48	2.33
2006	Louis Hinnant, BC	Sr.	70	34	2.06
2007	Wayne Ellington, UNC	Fr.	48	14	3.43
2008	Greg Paulus, Duke	Jr.	20	51	2.55
2009	Hank Thorns, VT	So.	47	17	2.80
2010	Eric Hayes, Md.	Sr.	67	28	2.39
2011	Adrian Bowie, Md.	Sr.	56	22	2.55
2012	Kendall Marshall, UNC	So.	149	47	3.17
2013	Dexter Strickland, UNC	Sr.	65	17	3.82
2014	London Perrantes, UVa	Fr.	76	17	4.47
2015	James Robinson, Pitt	Jr.	89	25	3.56
2016	James Robinson, Pitt	Sr.	90	25	3.60
2017	Xavier Rathan-Mayes, FSU	Jr.	87	26	3.35
2018	Devon Hall, UVa	Sr.	63	19	3.32
2019	Ty Jerome, UVa	Jr.	103	29	3.55
2020	Wabissa Bede, VT	Jr.	100	37	2.70
2021	Jordan Goldwire, Duke	Sr.	76	24	3.17
2022	Prentiss Hubb, ND	Sr.	88	20	4.40
2023	Reece Beekman, UVa	Jr.	110	25	4.40
2024	Reece Beekman, UVa	Sr.	126	46	2.74

Bold denotes ACC single-season record

*denotes NCAA leader; **Bold** is ACC record

SCORING OFFENSE

Year	Team	G	Pts.	Avg.
1954	Duke	27	2,250	83.2
1955	Virginia	29	2,605	89.8
1956	Clemson	26	2,236	86.0
1957	South Carolina	29	2,385	82.2
1958	North Carolina	26	1,867	71.8
1959	North Carolina	25	1,797	71.9
1960	South Carolina	26	1,914	73.6
1961	Wake Forest	30	2,488	82.9
1962	Duke	25	2,051	82.0
1963	Duke	30	2,496	83.2
1964	Duke	31	2,607	84.2
1965	Duke	24	2,310	92.4
1966	Wake Forest	26	2,179	83.8
1967	Wake Forest	26	2,179	83.8
1968	North Carolina	32	2,680	83.7
1969	North Carolina	32	2,844	88.9
1970	North Carolina	27	2,399	88.9
1971	North Carolina	32	2,706	84.6
1972	North Carolina	31	2,762	89.1
1973	NC State	27	2,509	92.9
1974	NC State	32	2,833	91.4
1975	NC State	28	2,596	92.7
1976	Duke	27	2,384	88.3
1977	Clemson	28	2,425	86.6
1978	Duke	34	2,911	85.6
1979	NC State	30	2,356	78.5
1980	Maryland	31	2,481	80.0
1981	Wake Forest	29	2,241	77.3
1982	Virginia	34	2,404	70.7
1983	Virginia	34	2,843	83.6
1984	North Carolina	31	2,483	80.1
1985	Duke	31	2,446	78.9
1986	North Carolina	34	2,945	86.6
1987	North Carolina	36	3,285	91.3
1988	Duke	35	2,932	83.8
1989	North Carolina	37	3,331	90.0
1990	Duke	38	3,386	89.1
1991	NC State	31	2,769	89.3
1992	Duke	36	3,167	88.0
1993	Duke	32	2,766	86.4
1994	North Carolina	35	2,996	85.6
1995	Maryland	34	2,946	86.6
1996	Maryland	30	2,440	81.3
1997	Duke	33	2,629	79.7
1998	Duke	36	3,082	85.6
1999	Duke	39	3,581	91.8
2000	Duke	34	2,992	88.0
2001	Duke	39	3,538	90.7
2002	Duke	35	3,112	88.9
2003	Duke	33	2,677	81.1
2004	Wake Forest	31	2,590	83.5
2005	North Carolina	37	3,257	*88.0
2006	Duke	36	2,921	81.1
2007	North Carolina	38	3,258	85.7
2008	North Carolina	39	3,454	88.6
2009	North Carolina	38	3,413	89.8
2010	Maryland	33	2,629	79.7
2011	Duke	37	2,993	80.9
2012	North Carolina	38	3,091	81.3
2013	NC State	35	2,708	77.4
2014	Duke	35	2,745	78.4
2015	Duke	39	3,091	79.3
2016	North Carolina	40	3,311	82.8
2017	North Carolina	40	3,377	84.4
2018	Duke	37	3,321	84.4
2019	North Carolina	36	3,089	85.8
2020	Duke	31	2,558	82.5
2021	Florida State	25	1,921	77.2
2022	Duke	39	3,122	80.1
2023	Miami	37	2,925	79.1
2024	North Carolina	37	3,032	82.0

SCORING DEFENSE

Year	Team	G	Pts.	Avg.
1954	Maryland	30	1,672	55.7
1955	Maryland	23	1,485	61.8
1956	Maryland	24	1,555	64.8
1957	Maryland	26	1,590	61.5

1958	Maryland	29	1,671	57.6
1959	Maryland	23	1,296	56.3
1960	NC State	26	1,565	60.1
1961	North Carolina	23	1,512	65.7
1962	NC State	17	1,138	66.9
1963	Clemson	25	1,673	66.9
1964	NC State	19	1,214	63.8
1965	NC State	26	1,785	68.6
1966	South Carolina	24	1,604	66.8
1967	South Carolina	23	1,485	64.6
1968	NC State	26	1,710	65.7
1969	South Carolina	29	1,807	64.5
1970	South Carolina	28	1,606	57.4
1971	Clemson	26	1,714	65.9
1972	Maryland	32	2,107	65.8
1973	Clemson	26	1,714	65.9
1974	Maryland	28	1,931	69.0
1975	Virginia	25	1,750	70.0
1976	Virginia	30	2,120	70.7
1977	Virginia	29	1,952	67.3
1978	Virginia	28	1,874	66.9
1979	North Carolina	29	1,898	65.4
1980	Georgia Tech	26	1,558	59.9
1981	Virginia	33	2,001	60.6
1982	NC State	32	1,570	49.1
1983	NC State	36	2,435	67.6
1984	Virginia	33	2,029	61.5
1985	Virginia	33	1,966	59.6
1986	NC State	34	2,150	63.2
1987	Duke	33	2,221	67.3
1988	Virginia	31	2,091	67.5
1989	Duke	36	2,511	69.8
1990	Wake Forest	28	1,943	69.4
1991	Virginia	33	2,262	68.5
1992	Virginia	33	2,152	65.2
1993	North Carolina	38	2,596	68.3
1994	Wake Forest	33	2,162	65.5
1995	Clemson	28	1,749	62.5
1996	Wake Forest	32	1,963	61.3
1997	NC State	32	1,749	54.7
1998	NC State	32	1,988	62.1
1999	Clemson	35	2,263	64.7
2000	NC State	34	2,161	63.6
2001	Wake Forest	30	1,995	66.5
2002	NC State	34	2,304	67.8
2003	FSU	29	1,930	66.6
2004	Duke	37	2,406	65.0
2005	Duke	33	2,153	65.2
2006	Miami	34	2,213	65.1
2007	Duke	33	2,047	62.0
2008	Virginia Tech	35	2,265	64.7
2009	Florida State	35	2,271	64.9
2010	Florida State	32	1,932	60.4
2011	Clemson	34	2,086	61.4
2012	Virginia	32	1,735	54.2
2013	Virginia	35	1,945	55.6
2014	Virginia	37	2,060	*55.7
2015	Virginia	34	1,751	*51.5
2016	Virginia	37	2,222	60.1
2017	Virginia	34	1,916	*56.4
2018	Virginia	34	1,836	*54.0
2019	Virginia	38	2,132	*56.1
2020	Virginia	30	1,571	*52.4
2021	Virginia	25	1,513	60.5
2022	Virginia	35	2,104	60.1
2023	Virginia	33	1,996	60.5
2024	Virginia	34	2,033	59.8

FIELD GOAL PERCENTAGE

Year	Team	FG	FGA	Avg.
1954	Maryland	712	1,661	.429
1955	Wake Forest	803	1,745	.460
1956	Wake Forest	777	1,974	.443
1957	NC State	730	1,665	.440
1958	NC State	604	1,401	.431
1959	North Carolina	648	1,509	.429
1960	Wake Forest	730	1,638	.448
1961	Duke	881	1,861	.473
1962	Wake Forest	962	2,936	.472
1963	Duke	984	1,926	*.511
1964	Duke	1,028	2,163	.475
1965	Duke	942	1,921	*.490

1966	North Carolina	838	1,620	.517
1967	North Carolina	1,016	2,154	.471
1968	South Carolina	693	1,421	.488
1969	North Carolina	1,094	2,228	.491
1970	Duke	787	1,588	.496
1971	North Carolina	1,010	1,935	.522
1972	North Carolina	1,031	1,954	*.528
1973	North Carolina	1,150	2,181	*.527
1974	North Carolina	1,015	1,952	.520
1975	Maryland	1,049	1,918	*.547
1976	Maryland	996	1,854	*.537
1977	North Carolina	1,054	1,961	.537
1978	North Carolina	1,008	1,895	.527
1979	North Carolina	861	1,614	.533
1980	Maryland	985	1,789	.551
1981	Maryland	943	1,774	.532
1982	North Carolina	895	1,668	.537
1983	Virginia	1,055	2,019	.523
1984	North Carolina	966	1,779	.543
1985	North Carolina	1,039	1,925	.540
1986	North Carolina	1,197	2,140	.559
1987	North Carolina	1,238	2,304	.537
1988	North Carolina	1,013	1,892	.535
1989	Duke	1,163	2,166	.537
1990	North Carolina	1,044	2,098	.498
1991	Duke	1,227	2,401	.511
1992	Duke	1,108	2,069	*.536
1993	Duke	989	1,950	.507
1994	North Carolina	1,091	2,188	.499
1995	North Carolina	1,044	2,055	.508
1996	North Carolina	919	1,869	.492
1997	North Carolina	1,018	2,124	.479
1998	North Carolina	1,131	2,184	*.518
1999	Duke	1,244	2,422	.514
2000	North Carolina	1,014	2,066	.491
2001	Maryland	1,120	2,313	.484
2002	Duke	1,093	2,209	.495
2003	Maryland	901	1,940	.464
2004	Wake Forest	882	1,854	.476
2005	North Carolina	1,128	2,260	.499
2006	Duke	979	2,011	.487
2007	North Carolina	1,187	2,379	.499
2008	North Carolina	1,250	2,564	.488
2009	Wake Forest	906	1,849	.490
2010	Maryland	966	2,052	.471
2011	Duke	1,040	2,206	.471
2012	North Carolina	1,134	2,473	.459
2013	NC State	985	1,987	.496
2014	Florida State	873	1,873	.466
2015	Notre Dame	1,050	2,061	.509
2016	Virginia	964	1,963	.491
2017	Virginia Tech	887	1,813	.489
2018	Virginia Tech	931	1,865	.499
2019	Duke	1,157	2,418	.478
2020	Duke	920	1,957	.470
2021	Georgia Tech	722	1,513	.477
2022	Duke	1,158	2,357	.491
2023	Miami	1,058	2,205	.480
2024	Duke	1,004	2,112	.475

FREE THROW PERCENTAGE

Year	Team	FT	FTA	Pct.
1954	Wake Forest	734	1,010	*.727
1955	Wake Forest	709	938	*.756
1956	NC State	639	869	.735
1957	Wake Forest	610	827	.738
1958	Virginia	459	627	.732
1959	Wake Forest	501	704	.712
1960	North Carolina	542	715	.758
1961	Maryland	491	659	.745
1962	Maryland	474	644	.736
1963	South Carolina	461	625	.738
1964	Duke	551	771	.716
1965	Maryland	457	634	.720
1966	North Carolina	508	693	.733
1967	Wake Forest	475	633	.750
1968	Duke	535	713	.758
1969	Wake Forest	642	833	.771
1970	Wake Forest	542	706	.768
1971	Duke	539	704	.765
1972	Maryland	586	786	.746
1973	Duke	496	632	*.785

1974	Maryland	376	504	.746
1975	Maryland	509	672	.757
1976	Maryland	477	629	.758
1977	Duke	440	579	.760
1978	Duke	665	841	*.791
1979	Virginia	531	697	.762
1980	Duke	547	733	.746
1981	North Carolina	604	826	.731
1982	Maryland	476	634	.751
1983	North Carolina	629	849	.741
1984	North Carolina	551	704	.783
1985	North Carolina	569	748	.761
1986	North Carolina	551	747	.738
1987	Georgia Tech	396	521	.760
1988	North Carolina	820	596	.727
1989	Georgia Tech	496	654	.758
1990	Duke	888	1,165	.762
1991	NC State	516	677	.762
1992	Duke	780	1,043	.748
1993	Wake Forest	481	666	.722
1994	Wake Forest	517	700	.739
1995	Wake Forest	475	622	.764
1996	NC State	456	620	.735
1997	Duke	561	801	.700
1998	NC State	439	613	.716
1999	Virginia	490	668	.734
2000	Duke	618	833	.742
2001	Virginia	556	755	.736
2002	NC State	561	743	.755
2003	NC State	488	634	.770
2004	NC State	481	602	*.799
2005	Maryland	600	826	.726
2006	Duke	689	905	.761
2007	Florida State	498	657	.758
2008	Florida State	529	684	.773
2009	Maryland	463	611	.758
2010	Duke	682	899	.759
2011	Duke	622	826	.753
2012	Wake Forest	485	659	.736
2013	Duke	588	796	.739
2014	Clemson	505	679	.744
2015	Miami	544	729	.746
2016	Virginia	474	630	.752
2017	Notre Dame	489	611	*.800
2018	Notre Dame	508	670	.758
2019	Louisville	534	687	.777
2020	Miami	396	522	.759
2021	Virginia	235	288	.816
2022	North Carolina	558	730	.764
2023	Clemson	460	586	.785
2024	Wake Forest	519	653	.795

2015 Notre Dame	302	775	.390
2016 Virginia	224	556	.403
2017 Virginia Tech	290	720	.403
2018 Virginia Tech	289	745	.388
2019 Virginia	321	813	.395
2020 Louisville	255	679	.376
2021 Florida State	192	510	.376
2022 Virginia Tech	319	814	.392
2023 Miami	278	755	.368
2024 Duke	298	791	.377

FIELD GOAL PERCENTAGE DEFENSE

Year	Team	FG	FGA	Pct.
1954	North Carolina	422	1,320	.320
1955	Maryland	517	1,519	.340
1956	NC State	696	2,086	.334
1957	North Carolina	720	2,043	.352
1958	Maryland	583	1,687	.346
1959	NC State	595	1,622	.367
1960	NC State	559	1,551	.360
1961	Maryland	642	1,676	.384
1962	NC State	431	1,049	.412
1963	Duke	819	2,037	.402
1964	Clemson	641	1,499	.428
1965	Maryland	686	1,655	.415
1966	Maryland	649	1,603	.405
1967	South Carolina	565	1,379	.410
1968	NC State	616	1,579	.390
1969	South Carolina	755	1,777	.425
1970	South Carolina	647	1,695	.382
1971	Duke	841	2,010	.418
1972	NC State	735	1,745	.421
1973	NC State	779	1,784	.437
1974	Maryland	798	1,993	.400
1975	Maryland	916	2,075	.441
1976	Maryland	867	1,954	.444
1977	Clemson	758	1,794	.423
1978	Maryland	906	2,001	.453
1979	NC State	788	1,725	.457
1980	Virginia	873	2,035	.429
1981	Virginia	824	1,901	.433
1982	NC State	621	1,481	.419
1983	Virginia	863	2,071	.417
1984	Georgia Tech	751	1,556	.447
1985	Georgia Tech	885	1,998	.443
1986	North Carolina	942	2,163	.436
1987	Clemson	823	1,884	.437
1988	Clemson	793	1,775	.447
1989	Duke	914	2,160	.423
1990	Clemson	889	2,170	.410
1991	North Carolina	974	2,329	.418
1992	Georgia Tech	993	2,368	.419
1993	Virginia	789	1,947	.405
1994	Virginia	704	1,787	.394
1995	Wake Forest	736	1,898	.388
1996	Wake Forest	725	1,846	.393
1997	Wake Forest	667	1,832	.364
1998	North Carolina	923	2,403	.384
1999	Maryland	772	1,991	.388
2000	Maryland	844	2,098	.402
2001	North Carolina	859	2,196	.391
2002	Maryland	920	2,304	.399
2003	Maryland	704	1,864	.378
2004	Georgia Tech	865	2,228	.388
2005	Duke	783	2,006	.390
2006	North Carolina	779	1,894	.411
2007	Maryland	823	2,117	.389
2008	Maryland	839	2,124	.395
2009	Florida State	771	1,994	.387
2010	Florida State	660	1,752	.377
2011	Florida State	696	1,918	*.363
2012	Florida State	749	1,965	.381
2013	Maryland	865	2,249	.385
2014	Virginia	727	1,875	.388
2015	Virginia	622	1,697	.367
2016	Louisville	631	1,616	.390
2017	Georgia Tech	887	2,231	.398
2018	Virginia	747	1,703	.380
2019	Virginia	769	1,995	.385
2020	Virginia	573	1,554	.369
2021	Florida State	582	1,465	.397
2022	Wake Forest	880	2,131	.413

2023 Clemson	798	1,970	.405
2024 Virginia	732	1,805	.406

3-POINT FIELD GOAL PCT DEFENSE

Year	Team	3FG	3FGA	Pct.
1983	NC State	104	282	.368
1987	Duke	84	248	.339
1988	Georgia Tech	107	357	.300
1989	Duke	125	391	.320
1990	Clemson	174	519	.335
1991	North Carolina	197	622	.317
1992	Virginia	151	489	.309
1993	Duke	118	408	.289
1994	Duke	145	489	.297
1995	Virginia	197	622	.317
1996	Virginia	166	544	.305
1997	NC State	135	459	.294
1998	Duke	156	512	.305
1999	Duke	191	635	.301
2000	North Carolina	229	744	.308
2001	Wake Forest	167	536	.312
2002	Duke	168	555	.303
2003	Maryland	208	646	.322
2004	Georgia Tech	218	733	.297
2005	Duke	128	418	.306
2006	Duke	143	471	.304
2007	Maryland	205	679	.302
2008	Clemson	171	561	.305
2009	Wake Forest	207	681	.304
2010	Duke	158	559	.283
2011	Florida State	233	761	.306
2012	Virginia Tech	155	554	.280
2013	Duke	160	551	.290
2014	Clemson	172	603	.285
2015	North Carolina	247	822	.307
2016	Syracuse	259	844	.300
2017	Duke	187	639	.293
2018	Virginia	215	694	.310
2019	Virginia	245	848	.289
2020	Georgia Tech	168	588	.286
2021	Louisville	141	463	.305
2022	Georgia Tech	226	718	.315
2023	Georgia Tech	206	684	.301
2024	Virginia	218	715	.305

BLOCKED SHOTS PER GAME

Year	Team	G	Blk.	PG
1976	Clemson	28	179	6.4
1977	Maryland	27	155	5.7
1978	Maryland	28	143	5.1
1979	Maryland	30	126	4.2
1980	Virginia	34	157	5.5
1981	Virginia	33	131	4.0
1982	NC State	32	150	4.7
1983	Virginia	34	166	4.9
1984	North Carolina	31	157	5.1
1985	Maryland	37	181	4.9
1986	NC State	34	174	5.1
1987	Maryland	26	143	5.5
1988	Clemson	29	167	5.8
1989	Clemson	30	189	6.3
1990	Clemson	35	235	6.7
1991	Maryland	28	182	6.5
1992	Georgia Tech	35	180	5.1
1993	Florida State	35	210	6.0
1994	North Carolina	35	218	6.2
1995	Florida State	27	167	6.2
1996	Wake Forest	32	171	5.3
1997	Wake Forest	31	182	5.9
1998	Georgia Tech	33	209	6.3
1999	Duke	39	245	6.3
2000	Maryland	35	235	6.7
2001	Maryland	36	213	5.9
2002	Maryland	36	216	6.0
2003	Maryland	31	198	6.4
2004	Maryland	32	215	6.7
2005	Duke	33	220	6.7
2006	Maryland	32	191	6.0
2007	Maryland	34	233	6.9
2008	Maryland	34	224	6.6
2009	Clemson	32	187	5.8
2010	Florida State	32	200	6.3

2011 Florida State	34	203	6.0
2012 Florida State	35	213	6.1
2013 Florida State	34	172	5.1
2014 Clemson	36	221	6.1
2015 Louisville	36	192	5.3
2016 Clemson	31	162	5.2
2017 Georgia Tech	37	221	6.0
2018 Louisville	36	217	6.0
2019 Duke	38	257	*6.8
2020 Duke	31	188	6.1
2021 Florida State	25	127	5.1
2022 Duke	39	219	5.6
2023 Syracuse	32	161	5.0
2024 Virginia	34	169	5.0

TURNOVER MARGIN

Year	Team	For	Opp.	Mar.
1977	Clemson	16.5	21.4	4.9
1978	Wake Forest	18.6	21.0	3.4
1979	Virginia	14.3	17.7	3.4
1980	Clemson	14.8	18.1	3.3
1981	Clemson	13.9	15.3	1.4
1982	Wake Forest	12.4	15.1	2.7
1983	Wake Forest	13.0	16.8	3.8
1984	Wake Forest	11.8	15.6	4.8
1985	Wake Forest	11.4	16.5	5.1
1986	Duke	15.3	19.3	4.0
1987	Wake Forest	12.2	16.5	4.3
1988	Duke	15.2	19.3	4.1
1989	NC State	13.3	16.6	3.3
1990	NC State	13.2	17.2	4.0
1991	Virginia	12.3	16.8	4.5
1992	Maryland	15.7	19.4	3.7
1993	Maryland	16.4	19.8	3.3
1994	Maryland	17.8	20.1	2.3
1995	Georgia Tech	13.3	16.7	3.4
1996	Maryland	16.9	20.0	3.3
1997	Duke	12.8	18.0	5.2
1998	Duke	12.4	19.8	7.4
1999	Maryland	16.6	21.6	5.0
2000	Virginia	15.5	20.0	4.5
2001	Duke	13.6	19.3	5.7
2002	Duke	14.3	19.8	5.5
2003	Duke	14.0	17.9	3.9
2004	Duke	13.8	17.2	3.4
2005	Virginia Tech	13.2	17.6	4.4
2006	Virginia Tech	11.2	16.4	5.2
2007	Virginia Tech	10.9	15.5	4.6
2008	Duke	13.6	18.4	4.8
2009	Duke	12.3	16.4	4.1
2010	Maryland	11.6	15.1	3.5
2011	Georgia Tech	13.7	16.6	2.9
2012	Clemson	12.1	14.5	2.5
2013	Duke	10.6	13.9	3.3
2014	Syracuse	9.0	13.4	4.4
2015	Louisville	11.3	14.1	2.8
2016	Louisville	11.4	14.4	3.0
2017	Notre Dame	9.5	12.7	3.2
2018	Virginia	8.5	13.5	4.2
2019	Syracuse	12.5	15.6	3.1
2020	Florida State	13.3	16.7	3.9
2021	Georgia Tech	11.1	15.7	4.6
2022	Miami	9.5	13.9	4.4
2023	NC State	9.4	13.2	3.8
2024	Virginia	8.1	12.0	3.9

STEALS PER GAME

Year	Team	G	Stl.	PG
1976	North Carolina	29	279	9.6
1977	Clemson	28	305	10.9
1978	Wake Forest	29	305	10.5
1979	North Carolina	29	278	9.6
1980	Clemson	32	270	8.4
1981	Wake Forest	29	228	7.9
1982	Virginia	34	254	7.5
1983	North Carolina	36	248	6.9
1984	Wake Forest	32	254	7.9
1985	Duke	31	240	7.7
1986	Duke	40	360	9.0
1987	North Carolina	36	319	8.9
1988	Duke	35	297	8.5
1989	Duke	36	318	8.8

1990 NC State	30	298	9.9
1991 Clemson	28	260	9.3
1992 Florida State	31	290	9.4
1993 Clemson	30	298	9.9
1994 Maryland	30	297	9.9
1995 Maryland	34	302	8.9
1996 Maryland	30	329	11.0
1997 Maryland	32	282	8.8
1998 Duke	36	339	7.3
1999 Maryland	34	432	*12.7
2000 Maryland	35	355	10.1
2001 Duke	39	411	10.6
2002 Duke	35	351	10.0
2003 Maryland	31	322	10.4
2004 North Carolina	30	287	9.6
2005 Clemson	32	319	10.0
2006 Clemson	32	352	11.0
2007 Georgia Tech	32	316	9.9
2008 Clemson	34	334	9.8
2009 Clemson	32	298	9.3
2010 Clemson	32	301	9.4
2011 Georgia Tech	31	297	9.6
2012 Florida State	35	265	7.6
2013 North Carolina	36	303	8.4
2014 Syracuse	34	271	8.0
2015 Syracuse	31	258	8.3
2016 Syracuse	37	300	8.1
2017 Syracuse	34	275	8.1
2018 Duke	37	275	7.4
2019 Duke	38	346	9.1
2020 Florida State	31	273	8.8
2021 Georgia Tech	26	236	9.1
2022 Miami	37	328	8.9
2023 NC State	34	266	7.8
2024 Florida State	33	305	9.2

ASSISTS PER GAME

Year	Team	G	Ast.	PG
1984	Clemson*	28	571	20.4
1985	North Carolina	36	702	19.5
1986	North Carolina*	34	800	23.5
1987	North Carolina	36	782	21.7
1988	Georgia Tech	32	680	21.3
1989	North Carolina*	37	788	21.3
1990	Georgia Tech	35	629	18.0
1991	North Carolina	35	699	20.0
1992	Georgia Tech	35	662	18.9
1993	Georgia Tech	30	588	19.6
1994	North Carolina	35	649	18.5
1995	Maryland	34	642	18.9
1996	NC State	31	547	17.6
1997	North Carolina	35	632	18.1
1998	Maryland	32	607	19.0
1999	Maryland	34	673	19.8
2000	Maryland	35	667	19.1
2001	Maryland	36	692	19.2
2002	Maryland	34	672	19.8
2003	Maryland*	31	573	18.5
2004	North Carolina	31	553	17.8
2005	North Carolina*	37	706	19.1
2006	North Carolina	31	552	17.8
2007	North Carolina	38	681	17.9
2008	North Carolina	39	656	16.8
2009	North Carolina	38	656	17.3
2010	Maryland	33	545	16.5
2011	Maryland	33	557	16.9
2012	North Carolina	38	659	17.3
2013	North Carolina	36	616	17.1
2014	Pitt	36	563	15.6
2015	North Carolina	38	661	17.4
2016	North Carolina	40	712	17.8
2017	North Carolina	40	722	18.1
2018	North Carolina	37	674	18.2
2019	North Carolina	36	678	18.8
2020	Notre Dame	32	528	16.5
2021	Duke	24	390	16.3
2022	Duke	39	642	16.5
2023	Virginia	33	519	15.7
2024	Duke	36	551	15.3

REBOUND MARGIN

Year	Team	Margin
1954	NC State	14.0
1955	NC State	19.3
1956	NC State	18.1
1957	North Carolina	10.8
1958	NC State	9.4
1959	NC State	8.5
1960	Wake Forest	5.9
1961	North Carolina	9.8
1962	Duke	12.2
1963	Duke	11.3
1964	North Carolina	4.9
1965	Maryland	5.4
1966	Duke	12.8
1967	South Carolina	11.0
1968	Duke	10.6
1969	Virginia	9.4
1970	South Carolina	13.1
1971	Duke	6.2
1972	Maryland	10.9
1973	Maryland	10.9
1974	Maryland	10.8
1975	Maryland	9.0
1976	Clemson	5.8
1977	NC State	4.7
1978	NC State	5.8
1979	Duke	4.3
1980	Virginia	3.8
1981	North Carolina	5.4
1982	Virginia	6.1
1983	Virginia	8.3
1984	NC State	5.5
1985	Clemson	4.9
1986	Duke	5.9
1987	North Carolina	5.6
1988	Duke	4.2
1989	Duke	5.4
1990	Wake Forest	5.1
1991	North Carolina	6.6
1992	Wake Forest	7.7
1993	North Carolina	8.9
1994	North Carolina	8.5
1995	Maryland	6.5
1996	North Carolina	6.3
1997	North Carolina	9.3
1998	North Carolina	7.3
1999	North Carolina	8.9
2000	Wake Forest	4.6
2001	Virginia	5.6
2002	Clemson	5.1
2003	Wake Forest	*9.6
2004	North Carolina	4.2
2005	North Carolina	7.5
2006	North Carolina	8.1
2007	North Carolina	8.5
2008	North Carolina	*11.0
2009	North Carolina	6.3
2010	Duke	6.2
2011	North Carolina	6.4
2012	North Carolina	*10.5
2013	Maryland	8.6
2014	Virginia	6.1
2015	Virginia	7.7
2016	North Carolina	8.6
2017	North Carolina	*12.3
2018	North Carolina	9.6
2019	North Carolina	*10.4
2020	North Carolina	7.6
2021	North Carolina	*10.4
2022	North Carolina	8.5
2023	Duke	7.9
2024	North Carolina	7.3

SCORING MARGIN

Year	Team	Margin
1954	Duke	16.7
1955	Duke	12.2
1956	Duke	10.7
1957	North Carolina	13.7
1958	Maryland	11.5
1959	NC State	7.0

1960	North Carolina	10.8
1961	North Carolina	11.0
1962	Duke	14.1
1963	Duke	14.3
1964	Duke	14.9
1965	Duke	14.6
1966	Duke	11.2
1967	North Carolina	11.1
1968	Duke	11.4
1969	North Carolina	13.2
1970	South Carolina	16.6
1971	North Carolina	12.8
1972	North Carolina	17.7
1973	NC State	*21.8
1974	NC State	16.7
1975	Maryland	15.3
1976	Maryland	13.9
1977	Clemson	17.7
1978	Duke	11.2
1979	North Carolina	11.1
1980	Clemson	9.7
1981	Virginia	12.7
1982	Virginia	13.5
1983	Virginia	14.7
1984	North Carolina	15.3
1985	Duke	11.0
1986	North Carolina	17.6
1987	North Carolina	16.4
1988	Duke	15.0
1989	Duke	16.7
1990	Duke	12.5
1991	North Carolina	16.0
1992	Duke	15.4
1993	North Carolina	*17.8
1994	North Carolina	13.2
1995	Maryland	12.7
1996	Wake Forest	7.6
1997	Duke	13.5
1998	Duke	*21.5
1999	Duke	*24.7
2000	Duke	16.7
2001	Duke	*20.2
2002	Duke	*19.7
2003	Maryland	13.0
2004	Duke	14.8
2005	North Carolina	*17.8
2006	Duke	13.0
2007	North Carolina	17.1
2008	North Carolina	16.1
2009	North Carolina	*17.8
2010	Duke	16.0
2011	Duke	18.2
2012	North Carolina	14.3
2013	Duke	11.9
2014	Duke	11.0
2015	Duke	15.1
2016	Louisville	13.8
2017	North Carolina	13.8
2018	Duke	14.7
2019	Virginia	15.3
2020	Duke	14.6
2021	Florida State	8.0
2022	Duke	12.3
2023	Duke	8.4
2024	Duke	12.3

Following are the ACC's year by year totals since 1954. Bold denotes ACC record.

FIELD GOAL PERCENTAGE

Year	FGM	FGA	Pct
1954	5.662	14.855	.381
1955	6.137	15.295	.401
1956	5.698	14.148	.403
1957	5.645	13.608	.415
1958	4.893	12.201	.401
1959	4.654	12.048	.386
1960	5.084	12.489	.407
1961	5.925	13.932	.425
1962	5.519	12.627	.437
1963	5.274	11.891	.444
1964	5.577	12.364	.451
1965	5.949	13.031	.457
1966	6.214	13.319	.467
1967	6.030	13.408	.450
1968	6.004	13.629	.441
1969	6.618	14.343	.461
1970	6.526	14.029	.465
1971	6.334	13.398	.473
1972	5.609	11.825	.474
1973	6.317	12.889	.490
1974	6.402	13.330	.480
1975	6.494	12.843	.506
1976	6.748	13.232	.510
1977	6.325	12.553	.504
1978	6.669	13.118	.508
1979	6.095	12.125	.503
1980	6.787	13.216	.514
1981	6.895	13.644	.503
1982	6.075	11.843	.515
1983	7.371	15.109	.488
1984	7.197	14.212	.506
1985	7.504	14.854	.505
1986	7.893	15.530	.508
1987	7.311	14.670	.498
1988	7.382	14.870	.496
1989	7.760	15.609	.497
1990	7.909	16.478	.480
1991	7.727	16.076	.481
1992	8.356	17.407	.480
1993	8.355	17.499	.477
1994	7.674	17.048	.450
1995	7.713	16.537	.466
1996	7.353	16.233	.453
1997	7.156	15.975	.447
1998	7.756	16.914	.458
1999	7.768	16.915	.459
2000	7.732	17.410	.444
2001	8.019	17.610	.455
2002	7.982	17.421	.458
2003	7.343	16.361	.449
2004	7.728	17.023	.454
2005	9.432	20.841	.452
2006	10.003	21.833	.458
2007	10.934	23.199	.471
2008	10.709	23.590	.453
2009	10.553	23.555	.448
2010	10.501	23.558	.446
2011	10.169	22.906	.444
2012	9.648	21.951	.440
2013	10.153	22.625	.449
2014	12.374	27.798	.445
2015	12.771	28.492	.448
2016	13.607	29.868	.456
2017	13.888	30.111	.461
2018	13.668	30.084	.454
2019	13.245	30.004	.441
2020	11.974	27.639	.433
2021	9.466	21.115	.448
2022	13.380	29.712	.450
2023	13.146	29.261	.449
2024	13.701	30.472	.450

FREE THROW PERCENTAGE

Year	FTM	FTA	Pct
1954	4.585	6.899	.665
1955	4.704	6.741	.698
1956	4.728	6.690	.707
1957	4.522	6.443	.702
1958	3.750	5.447	.688
1959	3.430	5.023	.683
1960	3.682	5.345	.689
1961	3.932	5.704	.689
1962	3.402	5.026	.677

1963	3.138	4.563	.688
1964	3.256	4.729	.689
1965	3.444	5.074	.679
1966	3.485	4.957	.703
1967	3.614	5.147	.702
1968	3.663	5.324	.688
1969	3.998	5.645	.708
1970	3.908	5.525	.707
1971	4.281	5.926	.722
1972	3.545	4.959	.715
1973	2.951	4.076	.724
1974	2.669	3.718	.718
1975	3.047	4.256	.716
1976	3.448	4.777	.722
1977	3.281	4.590	.715
1978	3.593	5.065	.709
1979	3.133	4.431	.707
1980	3.755	5.302	.708
1981	3.607	5.156	.700
1982	3.398	4.871	.698
1983	4.190	5.955	.704
1984	4.045	5.625	.719
1985	3.865	5.454	.709
1986	4.021	5.648	.712
1987	3.709	5.149	.720
1988	3.656	5.244	.697
1989	4.214	5.984	.704
1990	4.449	6.374	.698
1991	4.122	5.879	.701
1992	4.414	6.466	.683
1993	4.275	6.246	.684
1994	4.368	6.432	.679
1995	4.060	5.749	.706
1996	4.036	5.855	.689
1997	4.135	6.128	.675
1998	4.563	6.736	.677
1999	4.800	7.025	.683
2000	4.426	6.445	.687
2001	4.723	6.794	.695
2002	4.579	6.528	.701
2003	4.283	6.120	.700
2004	4.696	6.765	.694
2005	5.553	8.088	.687
2006	6.039	8.633	.699
2007	6.109	8.811	.693
2008	6.287	8.889	.707
2009	6.253	8.715	.717
2010	5.958	8.623	.691
2011	5.928	8.422	.704
2012	5.584	8.012	.697
2013	5.597	8.077	.693
2014	7.598	11.000	.691
2015	7.150	10.398	.688
2016	7.687	10.773	.714
2017	7.655	10.583	.723
2018	7.104	9.835	.722
2019	7.260	10.031	.724
2020	6.161	8.603	.716
2021	4.494	6.237	.721
2022	6.273	8.629	.727
2023	6.477	8.707	.744
2024	7.054	9.549	.738

3-POINT FG PERCENTAGE

Year	3FGM	3FGA	Pct
1983	846	1,983	.427
1987	1,098	2,645	.415
1988	1,175	3,015	.390
1989	1,132	3,096	.366
1990	1,264	3,387	.373
1991	1,332	3,700	.360
1992	1,456	4,045	.360
1993	1,479	4,147	.357
1994	1,566	4,569	.343
1995	1,938	5,270	.367
1996	1,996	5,415	.369
1997	1,705	4,901	.348
1998	1,762	5,047	.349
1999	1,861	5,250	.354
2000	1,811	5,274	.343
2001	2,008	5,488	.366
2002	2,022	5,701	.355
2003	1,915	5,369	.357
2004	2,008	5,643	.356
2005	2,433	6,749	.360
2006	2,475	6,894	.359
2007	2,538	6,978	.363
2008	2,676	7,448	.359
2009	2,522	7,231	.349

2010	2,352	6,791	.346
2011	2,580	7,342	.351
2012	2,385	6,943	.344
2013	2,522	7,102	.355
2014	3,000	8,685	.345
2015	3,087	9,028	.342
2016	3,488	9,856	.354
2017	3,853	10,457	.368
2018	3,962	11,029	.359
2019	3,943	11,651	.338
2020	3,399	10,309	.330
2021	2,753	7,963	.346
2022	3,869	11,084	.349
2023	3,797	10,944	.347
2024	3,955	11,399	.347

POINTS PER GAME

Year	G	Pts	Avg
1954	218	15,909	73.0
1955	211	16,978	80.5
1956	205	16,124	78.7
1957	214	15,812	73.9
1958	198	13,536	68.4
1959	196	12,738	65.0
1960	205	13,850	67.6
1961	210	15,782	75.2
1962	192	14,440	75.2
1963	193	13,686	70.9
1964	200	14,410	72.1
1965	199	15,342	77.1
1966	206	15,913	77.2
1967	211	15,674	74.3
1968	207	15,671	75.7
1969	216	17,234	79.8
1970	215	16,960	78.9
1971	222	16,949	76.3
1972	195	14,763	75.7
1973	194	15,585	80.3
1974	192	15,473	80.6
1975	193	16,035	83.1
1976	199	16,944	85.1
1977	202	15,931	78.9
1978	208	16,931	81.4
1979	204	15,323	75.1
1980	240	17,329	72.2
1981	245	17,397	71.0
1982	240	15,548	64.8
1983	255	19,778	77.6
1984	252	18,439	73.2
1985	263	18,875	71.8
1986	268	19,807	73.9
1987	250	19,429	77.7
1988	252	19,595	77.8
1989	256	20,866	81.5
1990	265	21,531	81.2
1991	254	20,908	82.3
1992	284	22,582	79.5
1993	281	22,464	79.9
1994	283	21,282	75.2
1995	277	21,424	77.3
1996	275	20,739	75.4
1997	286	20,152	70.5
1998	295	21,837	74.0
1999	297	22,197	74.7
2000	295	21,701	73.6
2001	287	22,769	79.3
2002	286	22,565	78.9
2003	281	20,884	74.3
2004	291	22,160	76.2
2005	353	26,850	76.1
2006	385	28,520	74.1
2007	406	30,517	75.1
2008	401	30,381	75.8
2009	397	29,881	75.3
2010	406	29,312	72.2
2011	404	28,846	71.4
2012	398	27,265	68.5
2013	408	28,427	69.7
2014	510	35,346	69.3
2015	516	35,781	69.3
2016	517	38,391	74.3
2017	516	39,284	76.1
2018	515	38,406	74.6
2019	514	37,693	73.3
2020	473	33,508	70.8
2021	365	26,139	71.6
2022	514	36,902	71.8
2023	504	36,566	72.6
2024	516	38,411	74.4

40-POINT GAMES

Since the league's inaugural season in 1953-54, there have been 110 40-point games by 60 different players – 61 have been in ACC games, while 13 have been recorded on the opponent's home court.

After going just over five years without a 40-point game, the ACC had two 40-point effort in a 10-day span in February 2024. Pitt's Blake Hinson exploded for 41 points against Louisville on Feb. 17, 2024, and UNC's RJ Davis followed that up with a 42-point game against Miami on Feb. 26, 2024.

Davis' effort was most by an ACC player since Boston College's Ky Bowman scored 44 against Hartford on Dec. 31, 2018, and the most in a conference game since BC's Jerome Robinson posted 46 at Notre Dame on Feb. 6, 2018.

INDIVIDUAL 40-POINT GAMES

Player	School	Seasons	Tot.
Buzzy Wilkinson	Virginia	1954-55	10
Grady Wallace	South Carolina	1956-57	8
David Thompson	NC State	1973-75	7
Lennie Rosenbluth	North Carolina	1955-57	5
Kenny Anderson	Georgia Tech	1990-91	4
Len Chappell	Wake Forest	1960-62	4
Charlie Davis	Wake Forest	1969-71	3
J.J. Redick	Duke	2003-06	3
Charles Scott	North Carolina	1975-77	3
Tate Armstrong	Duke	1974-77	2
Kenny Carr	NC State	1975-77	2
Billy Cunningham	North Carolina	1963-65	2
Bob Lewis	North Carolina	1965-67	2
Rodney Monroe	NC State	1988-91	2
Dennis Scott	Georgia Tech	1988-90	2
Ronnie Shavlik	NC State	1954-56	2
Will Solomon	Clemson	1999-01	2
Bill Yarborough	Clemson	1954-57	2
T.J. Warren	NC State	2013-14	2
Butch Zatezalo	Clemson	1968-70	2
Jamel Artis	Pitt	2016-17	1
Harrison Barnes	North Carolina	2011-12	1
Len Bias	Maryland	1983-86	1
Ky Bowman	Boston College	2017-19	1
Tony Byers	Wake Forest	1973-74	1
Al Bunge	Maryland	1958-60	1
Randolph Childress	Wake Forest	1991-95	1
Jim Connelly	Virginia	1965-67	1
RJ Davis	North Carolina	2021-24	1
Danny Ferry	Duke	1986-89	1
John Gillon	Syracuse	2016-17	1
Ernest Graham	Maryland	1978-81	1
Tom Hammonds	Georgia Tech	1986-89	1
Donald Hand	Virginia	1998-01	1
Oliver Hanlan	Boston College	2012-13	1
Tyler Hansbrough	North Carolina	2005-06	1
Dickie Hemric	Wake Forest	1954-55	1
Art Heyman	Duke	1961-63	1
Blake Hinson	Pitt	2023-24	1
Dorezo Hudson	Virginia Tech	2008-12	1
Larry Lakins	NC State	1962-65	1
Tony Laquintano	Virginia	1960-61	1
Ed Leftwich	NC State	1970-71	1
Bob McCarty	Virginia	1954-56	1
Jeff Mullins	Duke	1962-64	1
Barry Parkhill	Virginia	1971-73	1
J.R. Reynolds	Virginia	2004-07	1
Tyrese Rice	Boston College	2006-09	1
Jerome Robinson	Boston College	2017-18	1
John Roche	South Carolina	1969-71	1
Ralph Sampson	Virginia	1980-83	1
Sean Singletary	Virginia	2005-08	1
Devin Smith	Virginia	2002-05	1
Joe Smith	Maryland	1994-95	1
Kenny Smith	North Carolina	1984-87	1
Al Thornton	Florida State	2004-07	1
Greivis Vasquez	Maryland	2007-10	1
Bob Verga	Duke	1965-67	1
Dickie Walker	Wake Forest	1968-70	1
Hawkeye Whitney	NC State	1977-80	1
Shammond Williams	North Carolina	1995-98	1

TOTAL POINTS	Year	Cl.	Pts.
Dennis Scott, GT	1990	Jr.	970
J.J. Redick, Duke	2006	Sr.	964
Len Chappell, WF	1962	Sr.	932
Grady Wallace, USC	1957	Sr.	906
Buzzy Wilkinson, UVa	1955	Sr.	898
Len Rosenbluth, UNC	1957	Sr.	895
Tyler Hansbrough, UNC	2008	Jr.	882
T.J. Warren, NCS	2014	So.	871
RJ Barrett, Duke	2019	Fr.	860
Jason Williams, Duke	2001	So.	841

POINTS PER GAME	Year	Cl.	Avg.
Buzzy Wilkinson, UVa	1955	Sr.	32.1
Grady Wallace, USC	1957	Sr.	31.2
Buzzy Wilkinson, UVa	1954	Jr.	30.1
Len Chappell, WF	1962	Sr.	30.1
David Thompson, NCS	1975	Sr.	29.9
Bill Yarbrough, Clem.	1955	Sr.	28.3
Len Rosenbluth, UNC	1957	Sr.	28.0
Dennis Scott, GT	1990	Jr.	27.7
Dickie Hemric, WF	1955	Sr.	27.6
Bob Lewis, UNC	1966	Jr.	27.4

TOTAL REBOUNDS	Year	Cl.	Reb.
Ronnie Shavlik, NCS	1955	Jr.	581
Ronnie Shavlik, NCS	1956	Sr.	545
Dickie Hemric, WF	1955	Sr.	515
Armando Bacot, UNC	2022	Jr.	511
Len Chappell, WF	1962	Sr.	470
Tim Duncan, WF	1997	Sr.	457
Ronnie Shavlik, NCS	1954	So.	441
Lee Collins, USC	1955	Jr.	434
Dickie Hemric, WF	1954	Jr.	424
Grady Wallace, USC	1957	Sr.	419

REBOUNDS PER GAME	Year	Cl.	Avg.
Ronnie Shavlik, NCS	1956	Sr.	19.5
Dickie Hemric, WF	1955	Sr.	19.0
Ronnie Shavlik, NCS	1955	Jr.	18.1
Lee Collins, USC	1956	Sr.	16.1
Billy Cunningham, UNC	1963	So.	16.1
Lee Collins, USC	1955	Jr.	16.1
Billy Cunningham, UNC	1964	Jr.	15.8
Len Chappell, WF	1962	Sr.	15.2
Dickie Hemric, WF	1954	Jr.	15.1
Tim Duncan, WF	1997	Sr.	14.7

FIELD GOAL PERCENTAGE	Year	Cl.	Pct.
Brendan Haywood, UNC	2000	Jr.	.697
Zion Williamson, Duke	2019	Fr.	.680
Dale Davis, Clem.	1989	So.	.670
Bobby Jones, UNC	1972	So.	.668
Lynn Kidd, VT	2024	Sr.	.668
Carlos Boozer, Duke	2002	Jr.	.665
Jahlil Okafor, Duke	2015	Fr.	.664
Horace Grant, Clem.	1987	Sr.	.656
Rasheed Wallace, UNC	1995	So.	.654
Cherokee Parks, Duke	1993	So.	.652

FIELD GOALS MADE	Year	Cl.	Tot.
David Thompson, NCS	1975	Sr.	347
T.J. Warren, NCS	2014	So.	342
Grady Wallace, USC	1957	Sr.	336
Dennis Scott, GT	1990	Jr.	336
Johnny Dawkins, Duke	1986	Sr.	331
Len Chappell, WF	1962	Sr.	327
David Thompson, NCS	1974	Jr.	325
Kenny Carr, NCS	1976	So.	322
RJ Barrett, Duke	2019	Fr.	319
Antawn Jamison, UNC	1998	Jr.	316

FREE THROW PERCENTAGE	Year	Cl.	Pct.
J.J. Redick, Duke	2004	So.	.953
J.J. Redick, Duke	2005	Jr.	.938
Joseph Girard III, Clem.	2024	Gr.	.935
J.J. Redick, Duke	2003	Fr.	.919
Jack McClinton, Miami	2008	Jr.	.919
Shawn Robinson, Clem.	2006	Sr.	.913
Shammond Williams, UNC	1998	Sr.	.911
Steve Vasturia, ND	2017	Sr.	.910
Greg Manning, Md.	1980	Jr.	.908
Marquise Reed, Clem.	2017	Sr.	.906

FREE THROWS MADE	Year	Cl.	Tot.
Tyler Hansbrough, UNC	2008	Jr.	304
Dickie Hemric, WF	1955	Sr.	302
Len Rosenbluth, UNC	1957	Sr.	285
Buzzy Wilkinson, UVa	1955	Sr.	282
Len Chappell, WF	1962	Sr.	278
Tyler Hansbrough, UNC	2009	Sr.	249
Tyler Hansbrough, UNC	2007	So.	242
Buzzy Wilkinson, UVa	1954	Jr.	238
Cat Barber, NCS	2016	Jr.	237
Grady Wallace, USC	1957	Sr.	234

ASSISTS	Year	Cl.	Ast.
Kendall Marshall, UNC	2012	So.	351
Craig Neal, GT	1988	Sr.	303
Chris Corchiani, NCS	1991	Sr.	299
Bobby Hurley, Duke	1991	So.	289
Bobby Hurley, Duke	1990	Fr.	288
Steve Blake, Md.	2002	Jr.	286
Kenny Anderson, GT	1990	Fr.	285
Ed Cota, UNC	2000	Sr.	284
Tyrone Bogues, WF	1987	Sr.	276
Ed Cota, UNC	1998	So.	274

ASSISTS PER GAME	Year	Cl.	Avg.
Kendall Marshall, UNC	2012	So.	9.8
Chris Corchiani, NCS	1991	Sr.	9.6
Tyrone Bogues, WF	1987	Sr.	9.5
Craig Neal, GT	1988	Sr.	9.5
Chris Corchiani, NCS	1989	So.	8.6
Tyrone Bogues, WF	1986	Jr.	8.4
Bobby Hurley, Duke	1993	Sr.	8.2
Kenny Anderson, GT	1990	Fr.	8.1
Ed Cota, UNC	2000	Sr.	8.1
Steve Blake, Md.	2002	Jr.	7.9

STEALS	Year	Cl.	Stl.
Johnny Rhodes, Md.	1996	Sr.	110
Sam Cassell, FSU	1993	Sr.	97
Dudley Bradley, UNC	1979	Sr.	97
Juan Dixon, Md.	2000	So.	96
Juan Dixon, Md.	2001	Jr.	95
Steve Francis, Md.	1999	Jr.	95
Chris Corchiani, NCS	1990	Jr.	95
Jamon Gordon, VT	2007	Sr.	94
Jim Sparnarkel, Duke	1978	Jr.	93
Juan Dixon, Md.	2002	Sr.	92

STEALS PER GAME	Year	Cl.	Avg.
Johnny Rhodes, Md.	1996	Sr.	3.7
Dudley Bradley, UNC	1979	Sr.	3.3
Chris Corchiani, NCS	1990	Jr.	3.2
Tyrone Bogues, WF	1986	Jr.	3.1
Kenny Anderson, GT	1991	So.	3.0
Jose Alvarado, GT	2021	Sr.	2.9
Chris Corchiani, NCS	1991	Sr.	2.9
Tyrone Bogues, WF	1985	So.	2.9
Tim Pickett, FSU	2003	Jr.	2.8
Steve Francis, Md.	1999	Jr.	2.8
Jamon Gordon, VT	2007	Sr.	2.8

BLOCKED SHOTS	Year	Cl.	Blk.
Ralph Sampson, UVa	1980	Fr.	157
Cedric Lewis, Md.	1991	Sr.	143
Alvin Jones, GT	1998	Fr.	141
Shelden Williams, Duke	2006	Sr.	137
Tim Duncan, WF	1995	So.	135
Shelden Williams, Duke	2005	Jr.	127
Ben Lammers, GT	2017	Jr.	125
Tim Duncan, WF	1994	Fr.	124
Sharone Wright, Clem.	1993	So.	124
Brendan Haywood, UNC	2001	Sr.	120
Tim Duncan, WF	1996	Jr.	120

BLOCKED SHOTS PER GAME	Year	Cl.	Avg.
Cedric Lewis, Md	1991	Sr.	5.1
Ralph Sampson, UVa	1980	Fr.	4.6
Tree Rollins, Clem	1975	So.	4.3
Alvin Jones, GT	1998	Fr.	4.3
Derrick Lewis, Md	1987	Jr.	4.3
Tim Duncan, WF	1995	So.	4.2
Sean May, UNC	2005	Jr.	3.8
Shelden Williams, Duke	2006	Sr.	3.8
Tim Duncan, WF	1996	Jr.	3.8
Tim Duncan, WF	1994	Fr.	3.8

3-PT FG PERCENTAGE	Year	Cl.	Pct.
Christian Laettner, Duke	1992	Sr.	.557
Michael Tait, Clem.	1987	Sr.	.515
Riccardo Peral, WF	1996	Jr.	.510
Cal Boyd, WF	1989	Sr.	.500
Vinny Del Negro, NCS	1987	Jr.	.500
Dante Calabria, UNC	1995	Jr.	.496
London Perrantes, UVa	2016	Jr.	.488
Rodney Monroe, NCS	1990	Jr.	.483
Marc Blucas, WF	1994	Sr.	.477
Rusty LaRue, WF	1996	So.	.464

3-PT FIELD GOALS MADE	Year	Cl.	Tot.
J.J. Redick, Duke	2006	Sr.	139
Dennis Scott, GT	1990	Jr.	137
Jason Williams, Duke	2001	So.	132
Curtis Staples, UVa	1998	Sr.	130
Shane Battier, Duke	2001	Sr.	124
J.J. Redick, Duke	2005	Jr.	121
Kyle Guy, UVa	2019	Jr.	120
Dennis Scott, GT	1989	So.	116
RJ Davis, UNC	2024	Sr.	113
Andrew White III, Syr.	2017	Sr.	112
Trajan Langdon, Duke	2000	Sr.	112

ASSISTS/TURNOVER RATIO	Year	Cl.	Ratio
James Robinson, Pitt	2014	So.	4.11
James Robinson, Pitt	2016	Sr.	3.95
Reece Beekman, UVa	2022	So.	3.62
Tre Jones, Duke	2019	Fr.	3.62
Ty Lawson, UNC	2009	Jr.	3.49
Kendall Marshall, UNC	2012	So.	3.48
Reece Beekman, UVa	2023	Jr.	3.36
Sidney Lowe, NCS	1983	Sr.	3.35
Wabissa Bede, VT	2020	Jr.	3.34
Tyrone Bogues, WF	1985	So.	3.34

FRESHMAN SEASON TEAM SUPERLATIVES

Points Per Game	Year	W-L	PG
Duke	2019	32-6	64.0
Duke	2018	29-8	61.2
Duke	1983	11-17	52.9
Duke	2020	25-6	47.5
Georgia Tech	1983	13-15	46.9
Duke	2015	35-4	45.2
Clemson	1996	18-11	44.4
North Carolina	2007	31-7	43.0
North Carolina	2003	19-16	42.1
Duke	2000	29-5	40.5

Rebounds Per Game	Year	W-L	PG
Duke	2018	29-8	26.9
Duke	1983	11-17	22.5
Duke	2019	32-6	22.4
Clemson	1996	18-11	22.3
Duke	2020	25-6	21.7
Georgia Tech	1983	13-15	19.9
Wake Forest	1998	16-14	19.5
Wake Forest	1979	12-15	19.4
Maryland	1994	18-12	19.4
Duke	2015	35-4	19.1

FRESHMAN SCORING & REBOUNDING LEADERS

Since freshmen became eligible in 1972-73, 19 ACC freshmen have led their team in both scoring and rebounding in the same season. Overall, 42 freshmen have led their team in scoring while 55 were tops in rebounding.

Player, School	Year	RPG	PPG
Kyle Filipowski, Duke	2022	8.9	15.1
Vernon Carey Jr., Duke	2020	8.8	17.8
Justin Champagnie, Pitt	2020	7.0	12.7
Zion Williamson, Duke	2019	8.9	22.6
Marvin Bagley III, Duke	2018	11.1	21.0
Dwayne Bacon, FSU	2016	5.8	15.8
Jahlil Okafor, Duke	2015	8.5	17.3
Jabari Parker, Duke	2014	8.7	19.1
Ryan Anderson, BC	2012	7.4	11.2
Travis McKie, WF	2011	7.7	13.0
James Johnson, WF	2008	8.1	14.6
J.J. Hickson, NCS	2008	8.5	14.5
Brandon Costner, NCS	2007	7.2	16.8
Tyler Hansbrough, UNC	2006	7.8	18.9
Chris Bosh, GT	2003	9.0	15.6
Greg Buckner, Clem.	1995	5.9	12.0
Joe Smith, Md.	1994	10.7	19.4
Rodney Rogers, WF	1991	7.9	16.3
Chris King, WF	1989	6.1	14.4

CONSECUTIVE GAME DOUBLE-FIGURE SCORING STREAKS

38	RJ Barrett, Duke	2019	all 38 games
30	Marvin Bagley III, Duke	2018	last 30 games
26	Stephon Marbury, GT	1996	first 26 games
26	Tyler Hansbrough, UNC	2006	last 26 games
25	Zion Williamson, Duke	2019	first 25 games
24	Malik Beasley, FSU	2016	first 24 games
24	Jahlil Okafor, Duke	2015	first 24 games
23	Johnny Dawkins, Duke	1983	first 23 games
23	Joe Smith, Md.	1994	first 23 games
22	Markus Burton, ND	2024	22 games
22	Paolo Banchero, Duke	2022	first 22 games
21	Dennis Smith Jr., NCS	2017	first 21 games
21	Mark Price, GT	1983	last 21 games
21	Robert O'Kelley, WF	1998	first 21 games
20	Rashad McCants, UNC	2003	first 20 games

TEAMS WITH FRESHMEN AS TOP TWO SCORERS

2024	ND	Markus Burton (17.5), Braeden Shrewsberry (10.2)
2019	Duke	RJ Barrett (22.6), Zion Williamson (22.6)
2016	FSU	Dwayne Bacon (15.8), Malik Beasley (15.6)
2013	GT	Marcus Georges-Hunt (10.8), Robert Carter (9.9)
2011	WF	Travis McKie (13.0), J.T. Terrell (11.1)
2008	WF	James Johnson (14.6), Jeff Teague (13.9)
2007	GT	Javaris Crittenton (14.4), Thaddeus Young (14.4)
1983	GT	Mark Price (20.3), John Salley (11.5)
1983	Duke	Johnny Dawkins (18.1), Mark Alarie (13.0)

SINGLE-GAME SUPERLATIVES

Points Scored	
41	Olivier Hanlan, BC vs. Georgia Tech
40	Harrison Barnes, UNC vs. Clemson
40	Tyler Hansbrough, UNC vs. Georgia Tech
38	Josh Okogie, GT vs. Tulane
38	Skip Wise, Clemson vs. Penn
35	Jared McCain, Duke at Florida State
35	Zion Williamson, Duke vs. Syracuse
35	Josh Okogie, GT vs. Florida State
35	Xavier Rathan-Mayes, FSU vs. Miami
35	Xavier Rathan-Mayes, FSU vs. UNC
35	Ernie Myers, NCS vs. Duke
34	Cole Anthony, UNC vs. Notre Dame
34	Coby White, UNC vs. Syracuse
34	Marvin Bagley III, Duke vs. Texas
34	J.J. Redick, Duke vs. Virginia
34	Chris Williams, UVa vs. Liberty
34	Chris King, WF vs. NC State
33	RJ Barrett, Duke vs. UNC
33	Coby White, UNC vs. Miami
33	Trey McGowens, Pitt vs. Louisville
33	RJ Barrett, Duke vs. Kentucky
33	Coby White, UNC vs. Texas
33	Marvin Bagley III, Duke vs. Notre Dame
33	Ky Bowman, BC vs. North Carolina
33	Ky Bowman, BC vs. Fairfield
33	J.J. Hickson, NCS vs. Western Carolina
33	Joe Smith, Md. vs. Rider
33	Mark Price, GT vs. Virginia

Rebounds	
23	J.J. Hickson, NCS vs. Clemson
22	Ralph Sampson, UVa vs. Army
22	Buck Williams, Md. vs. UNLV
21	Marvin Bagley III, Duke vs. Florida State
21	Ralph Sampson, UVa vs. Virginia Tech
20	Jahlil Okafor, Duke vs. Elon
20	Antawn Jamison, UNC vs. Virginia
20	Joe Smith, Md. vs. Florida State
20	Ralph Sampson, UVa vs. Penn

Assists	
18	Kenny Anderson, GT vs. Pittsburgh
17	Kenny Anderson, GT vs. North Carolina
16	Dennis Smith Jr., NCS vs. Rider
16	Kendall Marshall, UNC vs. Florida State
15	Dennis Smith Jr., NCS vs. Syracuse
15	Ishmael Smith, WF vs. Georgia Tech
15	Greg Paulus, Duke vs. Valparaiso
15	Chris Corchiani, NCS vs. Georgia Tech

Steals	
8	Tyler Hansbrough, UNC vs. UNC-Asheville
7	Trey McGowens, Pitt vs. West Virginia
7	Javaris Crittenton, GT vs. Clemson
7	Shane Battier, Duke vs. Davidson
7	Clyde Austin, NCS vs. Duke

Blocked Shots	
12	Ralph Sampson, UVa vs. Army
10	Derrick Lewis, Md. vs. Towson State
10	Derrick Lewis, Md. vs. Tennessee
10	Ralph Sampson, UVa vs. Old Dominion

Consecutive Field Goals Made to Start Freshman Season	
12	J.J. Hickson, NC State vs. William & Mary (11-15-07)
11	Cherokee Parks, Duke; 5 for 5 vs. East Carolina (11-25-91); 6 for 6 vs. Harvard (11-30-91)

Most Points in First Game as a Freshman	
34	Cole Anthony, UNC vs. Notre Dame
33	RJ Barrett, Duke vs. Kentucky
31	J.J. Hickson, NCS vs. William & Mary
30	Landers Nolley II, VT at Clemson
29	Ivan Wagner, NCS vs. VMI
29	Ishua Benjamin, NCS vs. Prairie View
28	Zion Williamson, Duke vs. Kentucky
28	Sylvan Landesberg, UVa vs. VMI
28	Rashad McCants, UNC vs. Penn State

Most Assists in First Game as a Freshman	
10	Carlton Carrington, Pitt vs. NC A&T
10	Raymond Felton, UNC vs. Penn State
10	Dennis Scott, GT vs. Alcorn State

•Denotes ACC Tournament Game

SINGLE-SEASON SUPERLATIVES

Scoring Average	
RJ Barrett	Duke
Zion Williamson	Duke
Marvin Bagley III	Duke
Kenny Anderson	Georgia Tech
Mark Price	Georgia Tech
Joe Smith	Maryland
Jabari Parker	Duke
Tyler Hansbrough	North Carolina
Stephon Marbury	Georgia Tech
Skip Wise	Clemson
Dion Glover	Georgia Tech
Johnny Dawkins	Duke
Dennis Smith Jr.	NC State
Vernon Carey Jr.	Duke
Markus Burton	Notre Dame

Rebounding Average	
Wayne Rollins	Clemson
Ralph Sampson	Virginia
Marvin Bagley III	Duke
Buck Williams	Maryland
Mike Gminski	Duke
Joe Smith	Maryland
Larry Gibson	Maryland
Antawn Jamison	North Carolina
Tim Duncan	Wake Forest
Chris Bosh	Georgia Tech

Assists Average	
Kenny Anderson	Georgia Tech
Bobby Hurley	Duke
Chris Corchiani	NC State
Kendall Marshall	North Carolina
Ed Cota	North Carolina
Raymond Felton	North Carolina
Grayson Marshall	Clemson
Dennis Smith Jr.	NC State
Steve Blake	Maryland
Ishmael Smith	Wake Forest

Field Goal Percentage	
Zion Williamson	Duke
Jahlil Okafor	Duke
Sam Perkins	North Carolina
Antawn Jamison	North Carolina
T.J. Warren	NC State
Marvin Bagley III	Duke
J.J. Hickson	NC State
J.R. Reid	North Carolina
Vernon Carey Jr.	Duke
Mike O'Koren	North Carolina

30-POINT GAMES	
Marvin Bagley III	Duke
RJ Barrett	Duke
Zion Williamson	Duke
Dennis Smith Jr.	NC State
Kenny Anderson	Georgia Tech
Jared McCain	Duke
Coby White	North Carolina
Ky Bowman	Boston College
Xavier Rathan-Mayes	Florida State
Mark Price	Georgia Tech

20-POINT GAMES	
RJ Barrett	Duke
Zion Williamson	Duke
Kenny Anderson	Georgia Tech
Jabari Parker	Duke
Marvin Bagley III	Duke
Stephon Marbury	Georgia Tech
Paolo Banchero	Duke
Joe Smith	Maryland
Brandon Ingram	Duke
Jahlil Okafor	Duke
Tyler Hansbrough	North Carolina

TRIPLE-DOUBLE IN FIRST GAME AS FRESHMAN	
Dennis Scott, Georgia Tech vs. Alcorn State, Nov. 21, 1987	17 points, 10 rebounds, 10 assists
Carlton Carrington, Pitt vs. North Carolina A&T, Nov. 6, 2023	18 points, 12 rebounds, 10 assists

POINTS PER GAME

1973	John Lucas, Md.	14.2
1974	Walter Davis, UNC	14.3
1975	Skip Wise, Clem.	18.5
1976	Jim Spanarkel, Duke	13.3
1977	Mike Gminski, Duke	15.3
1978	Jeff Lamp, UVA	17.3
1979	Alvis Rogers, WF	13.5
1980	Ralph Sampson, UVA	14.9
1981	Sam Perkins, UNC	14.9
1982	Adrian Branch, Md.	15.2
1983	Mark Price, GT	• 20.3
1984	Bruce Dalrymple, GT	13.6
1985	Duane Ferrell, GT	9.1
1986	Tom Hammonds, GT	12.2
1987	J.R. Reid, UNC	14.7
1988	Dennis Scott, GT	15.5
1989	Bryant Stith, UVA	15.5
1990	Kenny Anderson, GT	20.6
1991	Rodney Rogers, WF	16.3
1992	James Forrest, GT	13.3
1993	Johnny Rhodes, Md.	14.0
1994	Joe Smith, Md.	19.4
1995	Ishua Benjamin, NCS	14.0
1996	Stephon Marbury, GT	18.9
1997	Ed Cota, UNC	8.0
1998	Dion Glover, GT	18.4
1999	Chris Williams, UVA	16.8
2000	Joseph Forte, UNC	16.7
2001	Tony Stockman, Clem.	12.0
2002	Julius Hodge, NCS	10.7
2003	Rashad McCants, UNC	17.0
2004	Luol Deng, Duke	15.1
2005	Marvin Williams, UNC	11.3
2006	Tyler Hansbrough, UNC	18.9
2007	Brandon Costner, NCS	16.8
2008	J.J. Hickson, NCS	14.8
2009	Sylvan Landesberg, UVA	16.6
2010	Derrick Favors, GT	12.4
2011	Harrison Barnes, UNC	15.3
2012	Austin Rivers, Duke	15.5
2013	Olivier Hanlon, BC	15.4
2014	Jabari Parker, Duke	19.1
2015	Jahlil Okafor, Duke	17.3
2016	Brandon Ingram, Duke	17.3
2017	Dennis Smith Jr., NCS	18.1
2018	Marvin Bagley III, Duke	• 21.0
2019	R.J. Barrett, Duke	22.6
	Zion Williamson, Duke	• 22.6
2020	Vernon Carey Jr., Duke	17.8
2021	DJ Steward, Duke	13.0
2022	Paolo Banchero, Duke	17.2
2023	Judah Mintz, Syr.	16.3
2024	Markus Burton, ND	17.5

REBOUNDS PER GAME

1973	Wally Walker, UVA	6.8
1974	Tree Rollins, Clem.	12.2
1975	Marc Ivaroni, UVA	7.9
1976	Otis Fulton, UVA	6.3
1977	Mike Gminski, Duke	10.7
1978	Gene Banks, Duke	8.6
1979	Buck Williams, Md.	• 10.8
1980	Ralph Sampson, UVA	• 11.2
1981	Sam Perkins, UNC	7.8
1982	Michael Jordan, UNC	4.4
1983	Mark Alarie, Duke	6.5
1984	Russell Pierre, NCS	7.0
1985	Derrick Lewis, Md.	6.5
1986	Tom Hammonds, GT	6.4
1987	J.R. Reid, UNC	7.4
1988	Dale Davis, Clem.	7.7
1989	Jerrold Mustaf, Md.	7.8
1990	Malcolm Mackey, GT	7.5
1991	Rodney Rogers, WF	7.9
1992	James Forrest, GT	6.4
1993	Johnny Rhodes, Md.	5.2

1994	Joe Smith, Md.	• 10.7
1995	Corey Louis, FSU	7.8
1996	Antawn Jamison, UNC	9.7
1997	Loren Woods, WF	5.2
1998	Kenny Inge, NCS	7.4
1999	Chris Williams, UVA	7.5
2000	Travis Watson, UVA	8.3
2001	Chris Hobbs, Clem.	6.3
2002	Ed Nelson, GT	6.9
2003	Chris Bosh, GT	9.0
2004	Luol Deng, Duke	6.9
2005	Marvin Williams, UNC	6.6
2006	Tyler Hansbrough, UNC	7.8
2007	Brandon Costner, NCS	7.3
2008	J.J. Hickson, NCS	8.5
2009	Al-Farouq Aminu, WF	8.2
2010	Jordan Williams, Md.	8.6
2011	Travis McKie, WF	7.7
2012	Ryan Anderson, BC	7.4
2013	Devin Thomas, WF	7.5
2014	Jabari Parker, Duke	• 8.7
2015	Jahlil Okafor, Duke	8.5
2016	Brandon Ingram, Duke	6.8
2017	Jonathan Isaac, FSU	7.8
2018	Marvin Bagley III, Duke	• 11.1
2019	Zion Williamson, Duke	8.9
2020	Vernon Carey Jr., Duke	8.8
2021	Jae'Lyn Withers, UL	7.7
2022	Paolo Banchero, Duke	7.8
2023	Kyle Filipowski, Duke	8.9
2024	Baye Ndongo, GT	8.2

ASSISTS PER GAME

1973	John Lucas, Md.	5.9
1974	Bill Langloh, UNC	2.8
1975	Phil Ford, UNC	5.2
1976	Jim Spanarkel, Duke	2.8
1977	Clyde Austin, NCS	5.0
1978	Gene Banks, Duke	3.5
1979	Jeff Jones, UVA	• 4.9
1980	Sidney Lowe, NCS	4.5
1981	Othell Wilson, UVA	2.8
1982	David Shaffer, Clem.	2.2
1983	Johnny Dawkins, Duke	4.8
1984	Kenny Smith, UNC	5.0
1985	Grayson Marshall, Clem.	6.6
1986	Jeff Lebo, UNC	4.0
1987	Teyon McCoy, Md.	4.3
1988	Chris Corchiani, NCS	7.3
1989	Derrick McQueen, WF	5.4
1990	Kenny Anderson, GT	• 8.1
1991	Eric Burks, Clem.	3.5
1992	Travis Best, GT	5.7
1993	Drew Barry, GT	5.5
1994	Jeff Capel, Duke	3.2
1995	Ishua Benjamin, NCS	4.6
1996	Stephon Marbury, GT	4.5
1997	Ed Cota, UNC	• 6.8
1998	Travis Spivey, GT	4.3
1999	Tony Akins, GT	4.8
2000	Steven Blake, Md.	6.2
2001	Chris Duhon, Duke	4.5
2002	Keith Jenifer, UVA	2.8
2003	Raymond Felton, UNC	6.7
2004	Chris Paul, WF	5.9
2005	Sean Singletary, UVA	3.9
2006	Greg Paulus, Duke	• 5.2
2007	Ishamel Smith, WF	• 6.0
2008	Moe Miller, GT	3.3
2009	Iman Shumpert, GT	5.0
2010	Durand Scott, Miami	3.4
2011	Kendall Marshall, UNC	• 6.2
2012	Jordan Daniels, BC	2.6
2013	Marcus Paige, UNC	4.6
2014	Tyler Ennis, Syr.	• 5.5
2015	Tyus Jones, Duke	5.6
2016	Bryant Crawford, WF	4.4

2017	Dennis Smith Jr., NCS	• 6.2
2018	Marcus Carr, Pitt	4.1
	Trevon Duval, Duke	4.1
2019	Tre Jones, Duke	5.3
2020	Joseph Girard III, Syr.	3.5
2021	Scottie Barnes, FSU	4.1
2022	Paolo Banchero, Duke	3.2
2023	Judah Mintz, Syr.	4.6
2024	Naithan George, GT	4.7

FIELD GOAL PERCENTAGE

1973	Wally Walker, UVA	.563
1974	Tree Rollins, Clem.	.543
1975	Kenny Carr, NCS	.525
1976	Jim Spanarkel, UVA	.548
1977	Mike O'Koren, UNC	.577
1978	Gene Banks, Duke	.528
1979	Alvis Rogers, WF	.468
1980	Ralph Sampson, UVA	.547
1981	Sam Perkins, UNC	.626
1982	Michael Jordan, UNC	.534
1983	Johnny Dawkins, Duke	.500
1984	Bruce Dalrymple, GT	.477
1985	no qualifiers	
1986	Tom Hammonds, GT	.609
1987	J.R. Reid, UNC	.584
1988	Brian Williams, Md.	.600
1989	Bryant Stith, UVA	.548
1990	Kenny Anderson, GT	.515
1991	Rodney Rogers, WF	.570
1992	James Forrest, GT	.509
1993	Johnny Rhodes, Md.	.420
1994	Joe Smith, Md.	.522
1995	Greg Buckner, Clem.	.526
1996	Antawn Jamison, UNC	• .624
1997	no qualifiers	
1998	Dion Glover, GT	.441
1999	Chris Williams, UVA	.512
2000	Joseph Forte, UNC	.459
2001	no qualifiers	
2002	no qualifiers	
2003	Chris Bosh, GT	• .560
2004	Luol Deng, Duke	.474
2005	no qualifiers	
2006	Tyler Hansbrough, UNC	.570
2007	Brandon Wright, UNC	• .646
2008	J.J. Hickson, NCS	• .591
2009	Sylvan Landesberg, UVA	.436
2010	no qualifiers	
2011	Harrison Barnes, UNC	.423
2012	Austin Rivers, Duke	.433
2013	T.J. Warren, NCS	• .622
2014	Jabari Parker, Duke	.473
2015	Jahlil Okafor, Duke	• .664
2016	Malik Beasley, FSU	.471
2017	Ky Bowman, BC	.492
2018	Marvin Bagley III, Duke	• .614
2019	Zion Williamson, Duke	• .680
2020	Vernon Carey Jr., Duke	• .577
2021	no qualifiers	
2022	Paolo Banchero, Duke	.478
2023	Judah Mintz, Syr.	.443
2024	Baye Ndongo, GT	.558

FREE THROW PERCENTAGE

1973	no qualifiers	
1974	Walter Davis, UNC	.793
1975	Brad Davis, Md.	.820
1976	Jim Spanarkel, Duke	.697
1977	Mike O'Koren, UNC	.726
1978	Greg Manning, Md.	.852
1979	Guy Morgan, WF	.663
1980	Sidney Lowe, NCS	.705
1981	Sam Perkins, UNC	.741
1982	Adrian Branch, Md.	.765
1983	Mark Price, GT	• .877
1984	Bruce Dalrymple, GT	.754

1985	no qualifiers	
1986	no qualifiers	
1987	J.R. Reid, UNC	.653
1988	no qualifiers	
1989	Bryant Stith, UVA	.769
1990	Bobby Hurley, Duke	.769
1991	Randolph Childress, WF	.772
1992	Bob Sura, FSU	.627
1993	no qualifiers	
1994	Joe Smith, Md.	.734
1995	Matt Harpring, GT	.736
1996	Stephon Marbury, GT	.738
1997	no qualifiers	
1998	Robert O'Kelley, WF	.806
1999	Darius Songaila, WF	.804
2000	Carlos Boozer, Duke	.742
2001	no qualifiers	
2002	Julius Hodge, NCS	.743
2003	J.J. Redick, Duke	• .919
2004	Chris Paul, WF	.843
2005	Marvin Williams, UNC	.847
2006	Tyler Hansbrough, UNC	.739
2007	Jon Scheyer, Duke	.846
2008	Moe Miller, GT	.802
2009	Sylvan Landesberg, UVA	.796
2010	C.J. Harris, WF	.831
2011	Harrison Barnes, UNC	.750
2012	Austin Rivers, Duke	.658
2013	Rasheed Sulaimon, Duke	.802
2014	Tyler Ennis, Syr.	.765
2015	Tyus Jones, Duke	.889
2016	Malik Beasley, FSU	.813
2017	Jayson Tatum, Duke	.849
2018	Oshae Brissett, Syr.	.787
2019	Coby White, UNC	.800
2020	Joseph Girard III, Syr.	• .894
2021	no qualifiers	
2022	Paolo Banchero, Duke	.729
2023	Kyle Filipowski, Duke	.765
2024	Ty-Laur Johnson, Lou.	.824

• denotes led ACC
Bold denotes ACC Freshman Record

FRESHMAN TEAM LEADER - SCORING

1975	Skip Wise, Clem.	18.5	2015	Jahlil Okafor, Duke	17.3
1978	Jeff Lamp, UVa	17.3	2015	Xavier Rathan-Mayes, FSU	14.9
1982	Adrian Branch, Md.	15.2	2016	Dwayne Bacon, FSU	15.8
1983	Johnny Dawkins, Duke	18.1	2017	Josh Okogie, GT	16.1
1983	Mark Price, Ga. Tech	20.3	2017	Dennis Smith Jr., NCS	18.1
1986	Rod Watson, WF	13.5	2018	Marvin Bagley III, Duke	21.0
1989	Chris King, WF	14.4	2018	Lonnie Walker IV, Miami	11.5
1991	Rodney Rogers, WF	16.3	2019	RJ Barrett, Duke	22.6
1994	Joe Smith, Md.	19.4	2019	Zion Williamson, Duke	22.6
1995	Greg Buckner, Clem.	12.0	2019	Xavier Johnson, Pitt	15.5
1996	Stephon Marbury, GT	18.9	2020	Vernon Carey Jr., Duke	17.8
1998	Dion Glover, GT	18.4	2020	Landers Nolley II, VT	15.5
1998	Robert O'Kelley, WF	16.6	2020	Jay Heath, BC	13.1
1998	Adam Harrington, NCS	11.6	2020	Justin Champagnie, Pitt	12.7
2000	Joseph Forte, UNC	16.7	2022	Paolo Banchero, Duke	17.2
2003	Rashad McCants, UNC	17.0	2022	Blake Wesley, ND	14.4
2003	Chris Bosh, GT	15.6	2023	Judah Mintz, Syr.	16.3
2007	Brandon Costner, NCS	16.8	2023	Kyle Filipowski, Duke	15.1
2007	Javaris Crittenton, GT	14.4	2024	Markus Burton, ND	17.5
2008	J.J. Hickson, NCS	14.8			
2008	James Johnson, WF	14.6			
2009	Sylvan Landesberg, UVa	16.2			
2011	Travis McKie, WF	13.0			
2011	CJ Leslie, NCS	11.0			
2012	Ryan Anderson, BC	11.2			
2012	Austin Rivers, Duke	15.5			
2013	Olivier Hanlan, BC	15.4			
2013	Marcus Georges-Hunt, GT	10.8			
2014	Jabari Parker, Duke	19.1			

FRESHMAN TEAM LEADER - REBOUNDING

1974	Tree Rollins, Clem.	12.2	2003	Chris Bosh, GT	9.0
1975	Marc Ivaroni, UVa	7.9	2003	Shelden Williams, Duke	5.9
1975	Rod Griffin, WF	7.6	2007	Brandon Costner, NCS	7.3
1977	Mike Gminski, Duke	10.7	2007	Dwayne Collins, Miami	6.5
1979	Buck Williams, Md.	10.8	2007	Trevor Booker, Clem.	6.4
1979	Guy Morgan, WF	6.3	2008	J.J. Hickson, NCS	8.5
1980	Ralph Sampson, UVa	11.2	2008	James Johnson, WF	8.1
1983	John Salley, GT	5.7	2008	Jeff Allen, VT	7.6
1983	Mark Alarie, Duke	6.5	2009	Solomon Alabi, FSU	5.6
1987	J.R. Reid, UNC	7.4	2010	Jordan Williams, Md.	8.6
1987	Sam Ivy, WF	6.1	2011	Travis McKie, WF	7.3
1989	Chris King, WF	6.1	2011	CJ Leslie, NCS	6.2
1990	Malcolm Mackey, GT	7.5	2012	Ryan Anderson, BC	7.4
1991	Rodney Rogers, WF	7.9	2012	Dorian Finney-Smith, VT	7.0
1992	Sharone Wright, Clem.	8.1	2013	Robert Carter, Jr., GT	6.7
1994	Tim Duncan, WF	9.6	2014	Jabari Parker, Duke	8.7
1994	Joe Smith, Md.	10.7	2015	Jahlil Okafor, Duke	8.5
1995	Corey Louis, FSU	7.8	2016	Dwayne Bacon, FSU	5.8
1995	Greg Buckner, Clem.	5.9	2017	Jonathan Isaac, FSU	7.8
1996	Antawn Jamison, UNC	9.7	2018	Marvin Bagley III, Duke	11.1
1998	Kenny Inge, NCS	7.4	2018	Oshae Brissett, Syr.	8.8
1998	Niki Arinze, WF	6.1	2019	Zion Williamson, Duke	8.9
1999	Chris Williams, UVa	7.5	2019	Jaylen Hoard, WF	7.6
2000	Carlos Boozer, Duke	6.3	2019	Au'Diese Toney, Pitt	5.6
2000	Travis Watson, UVa	8.3	2020	Vernon Carey Jr., Duke	8.8
2001	Chris Hobbs, Clem.	6.3	2020	Justin Champagnie, Pitt	7.0
2001	Michael Joiner, FSU	6.0	2022	Paolo Banchero, Duke	7.8
2002	Ed Nelson, GT	6.9	2023	Kyle Filipowski, Duke	8.9
			2024	Baye Ndongo, GT	8.2

RECORDS BY CLASS

FRESHMAN	SOPHOMORE	JUNIOR	SENIOR
Scoring	Scoring	Scoring	Scoring
RJ Barrett, Duke 2019 22.6	Kenny Carr, NCS 1976 26.6	Buzzy Wilkinson, UVa 1954 30.1	Buzzy Wilkinson, UVa 1955 32.1
Zion Williamson, Duke 2019 22.6	Lennie Rosenbluth, UNC 1955 25.5	Dennis Scott, GT 1990 27.7	Grady Wallace, USC 1957 31.2
Rebounds	Rebounds	Rebounds	Rebounds
Tree Rollins, Clem. 1974 12.2	Billy Cunningham, UNC 1963 16.1	Ronnie Shavlik, NCS 1955 18.1	Ronnie Shavlik, NCS 1956 19.5
Ralph Sampson, UVa 1980 11.2	Tom Burleson, NCS 1972 14.0	Lee Collins, USC 1955 16.1	Dickie Hemric, WF 1955 19.0
FG Percentage	FG Percentage	FG Percentage	FG Percentage
Zion Williamson, Duke 2019 .680	Dale Davis, Clem. 1989 .670	Brendan Haywood, UNC 2000 .697	Lynn Kidd, VT 2024 .668
Jahlil Okafor, Duke 2015 .664	Bobby Jones, UNC 1972 .668	Carlos Boozer, Duke 2002 .665	Horace Grant, Clem. 1987 .656
FT Percentage	FT Percentage	FT Percentage	FT Percentage
J.J. Redick, Duke 2003 .919	J.J. Redick, Duke 2004 .953	J.J. Redick, Duke 2004 .938	Joseph Girard III, Clem. 2024 .935
Joseph Girard III, Syr. 2020 .894	Marcquise Reed, Clem. 2017 .906	Greg McClinton, UM 2008 .919	Shawan Robinson, Clem. 2006 .913
Assists	Assists	Assists	Assists
Kenny Anderson, GT 1990 8.1	Kendall Marshall, UNC 2012 9.8	Tyrone Bogues, WF 1986 8.4	Chris Corchiani, NCS 1991 9.6
Bobby Hurley, Duke 1990 7.6	Chris Corchiani, NCS 1989 8.6	Steve Blake, Md. 2002 7.9	Tyrone Bogues, WF 1987 9.5
Steals	Steals	Steals	Steals
Chris Paul, WF 2004 2.7	Kenny Anderson, GT 1991 3.0	Chris Corchiani, NCS 1990 3.2	Johnny Rhodes, Md. 1996 3.7
Johnny Rhodes, Md. 1993 2.5	Tyrone Bogues, WF 1985 2.9	Tyrone Bogues, WF 1986 3.1	Dudley Bradley, UNC 1979 3.3
Blocked Shots	Blocked Shots	Blocked Shots	Blocked Shots
Ralph Sampson, UVa 1980 4.6	Tree Rollins, Clem. 1975 4.3	Derrick Lewis, Md. 1987 4.3	Cedric Lewis, Md. 1991 5.1
Alvin Jones, GT 1998 4.3	Tim Duncan, WF 1995 4.2	Tree Rollins, Clem. 1976 4.2	Tree Rollins, Clem. 1977 3.9

BOSTON COLLEGE

Year	Name	G	MIN	FG	FGA	PCT	3PT	3PA	PCT	FT	FTA	PCT	OR	TR	AVG	AST	TO	PF	ST	BK	PTS	AVG
2011-12	Abdo, Salah.....	5	11	0	0	.000	0	0	.000	0	2	.000	0	0	0.0	0	1	0	0	0	0	0.0
2022-24	Aligbe, Prince.....	62	1223	126	314	.401	18	82	.220	60	96	.625	59	237	3.8	38	65	85	26	8	330	5.3
2011-14	Anderson, Ryan.....	94	2943	456	976	.467	30	113	.265	340	498	.683	210	716	7.6	125	172	165	60	53	1282	13.6
2020-23	Ashton-Longford, Makai.....	79	2480	329	805	.409	86	296	.291	178	227	.781	49	284	3.6	244	164	215	120	32	922	11.6
2020-24	Atiyeh, Abe.....	11	15	1	4	.250	1	1	1.000	1	2	.500	0	1	0.1	0	1	0	1	0	4	0.4
2017-19	Baker, Vin Jr.....	41	289	24	75	.320	10	53	.189	15	20	.750	11	39	0.9	9	22	29	7	3	70	1.7
2015-16	Barnes-Thompkins, Sammy.....	27	457	53	137	.387	31	79	.392	12	21	.571	6	43	1.6	18	25	58	16	5	149	5.5
2015-16	Barros, Jordan.....	2	7	1	2	.500	1	2	.500	0	0	.000	0	1	0.5	0	0	0	0	0	3	1.5
2014-15	Batten, Dmitri.....	32	819	80	175	.457	29	77	.377	43	69	.623	12	89	2.8	39	42	91	34	6	232	7.3
2021-23	Bickerstaff, T.J.....	60	1285	128	296	.432	9	32	.281	82	127	.646	135	380	6.3	79	75	115	49	33	347	5.8
2006-08	Blair, Tyrelle.....	61	1190	73	177	.412	0	0	.000	89	136	.654	79	236	3.9	27	70	153	14	167	235	3.9
2017-19	Bohuny, Mac.....	3	2	0	0	.000	0	0	.000	0	0	.000	0	0	0.0	1	0	0	0	0	0	0.0
2016-19	Bowman, Ky.....	98	3476	576	1331	.433	221	570	.388	288	378	.762	80	602	6.1	382	295	250	131	34	1661	16.9
2014-15	Brown, Aaron.....	32	1086	158	384	.411	60	190	.316	98	143	.685	15	99	3.1	64	70	65	19	1	474	14.8
2010-12	Cahill, John.....	54	735	35	79	.443	29	64	.453	15	19	.789	11	66	1.2	20	15	39	22	5	114	2.1
2011-15	Carney, John Cain.....	47	240	8	22	.364	1	4	.250	0	3	.000	13	44	0.9	5	8	28	6	2	17	0.4
2015-16	Carter, Eli.....	31	1034	174	469	.371	64	229	.279	83	106	.783	11	121	3.9	125	107	59	37	7	495	16.0
2011-15	Caudill, K.C.....	58	477	39	77	.506	0	1	.000	27	43	.628	21	70	1.2	26	40	81	2	8	105	1.8
2016-19	Chatman, Jordan.....	93	3005	338	840	.402	202	523	.386	190	219	.868	40	229	2.4	143	104	161	50	12	1068	11.5
2011-16	Clifford, Dennis.....	125	2934	336	669	.503	8	31	.258	209	320	.655	181	651	5.2	118	212	308	44	128	889	7.1
2011-12	Daniels, Jordan.....	31	770	70	202	.347	37	110	.336	21	28	.750	10	50	1.6	80	62	51	23	4	198	6.3
2015-16	Diallo, Idr.....	31	302	26	44	.591	0	0	.000	1	14	.071	14	60	1.9	5	22	65	2	1	53	1.7
2023-24	Didonna, Jack.....	1	1	0	0	.000	0	0	.000	0	0	.000	0	0	0.0	0	0	0	0	0	0	0.0
2016-20	DiLuccio, Matt.....	9	11	0	1	.000	0	0	.000	0	0	.000	0	0	0.0	0	1	2	1	0	0	0.0
2013-15	Donahue, Sam.....	19	21	2	14	.143	1	12	.083	0	0	.000	3	4	0.2	2	0	3	0	0	5	0.3
2013-15	Dragicovich, Alex.....	45	501	38	92	.413	24	66	.364	16	23	.000	7	47	1.0	22	21	36	16	14	116	2.6
2005-07	Dudley, Jared.....	66	2492	393	748	.525	72	182	.396	313	432	.725	187	487	7.4	205	148	123	83	22	1171	17.7
2005-06	Dunlap, Ted.....	9	18	5	8	.625	1	4	.250	2	3	.667	2	6	0.7	0	1	0	2	0	13	1.4
2007-11	Dunn, Courtney.....	80	890	31	70	.443	0	0	.000	20	41	.488	35	132	1.7	13	22	114	7	41	82	1.0
2008-11	Elmore, Dallas.....	77	1074	78	187	.417	13	52	.250	63	82	.768	32	106	1.4	45	66	88	31	16	232	3.0
2019-21	Felder, CJ.....	50	1164	135	303	.446	27	101	.267	63	101	.624	63	234	4.7	37	67	120	35	55	360	7.2
2021-22	Galloway, Brevin.....	25	620	72	234	.308	44	172	.256	20	26	.769	2	37	1.5	36	31	33	28	4	208	8.3
2015-19	Gehan, Gordon.....	17	30	4	8	.500	0	2	.000	1	3	.333	2	3	0.2	0	0	0	0	0	9	0.5
2015-17	Ghebrimichael, Aser.....	4	9	1	1	1.000	1	1	1.000	0	0	.000	0	2	0.5	0	0	2	0	0	3	0.8
2016-17	Ghebre, Ty.....	11	207	19	50	.380	12	33	.364	3	5	.600	0	10	0.9	18	18	15	0	2	53	4.8
2018-20	Hamilton, Jairus.....	54	1242	145	348	.417	45	156	.288	60	85	.706	60	222	4.1	45	89	117	20	9	395	7.3
2018-20	Hamilton, Jared.....	45	1117	119	285	.418	24	95	.253	51	76	.671	38	104	2.3	33	34	64	36	9	313	7.0
2022-24	Hand, Jr, Donald.....	36	504	58	162	.358	26	75	.347	34	44	.773	11	69	1.9	11	16	36	11	6	176	4.9
2012-15	Hanlon, Olivier.....	97	3493	564	1246	.453	176	487	.361	421	541	.778	62	382	3.9	303	236	216	104	5	1725	17.8
2023-24	Harris, Jr, Claudell.....	35	1101	169	419	.403	88	238	.370	52	73	.712	11	128	3.7	72	40	45	29	2	478	13.7
2017-18	Hawkins, Deontae.....	8	225	39	84	.464	8	23	.348	13	16	.813	21	73	9.1	8	18	21	2	2	99	12.4
2005-07	Haynes, Marquez.....	65	906	75	183	.410	22	75	.293	31	54	.574	17	68	1.0	88	54	59	21	9	203	3.1
2019-21	Heath, Jay.....	50	1669	252	605	.417	107	293	.365	71	114	.623	32	163	3.3	100	108	105	55	5	682	13.6
2011-15	Heckmann, Patrick.....	118	2691	290	632	.459	109	320	.341	214	281	.762	76	352	3.0	197	194	276	90	31	903	7.7
2018-20	Herren, Jr, Chris.....	49	639	58	176	.330	32	100	.320	11	20	.550	19	66	1.4	25	35	59	17	6	159	3.2
2015-16	Hicks, Darryl.....	24	349	27	78	.346	12	41	.293	3	7	.429	10	26	1.1	19	23	27	11	2	69	2.9
2005-06	Hinnant, Louis.....	36	1176	90	186	.484	43	100	.430	47	68	.691	20	99	2.8	167	74	61	31	10	270	7.5
2017-21	Holtze, Sam.....	13	21	3	4	.750	2	2	1.000	2	2	1.000	0	1	0.1	1	3	3	2	0	10	0.8
2011-12	Humphrey, Matt.....	31	937	108	309	.350	55	176	.313	49	80	.613	21	104	3.4	50	61	56	34	10	320	10.3
2017-21	Hunkowicz, Will.....	11	21	0	3	.000	0	2	.000	2	4	.500	0	3	0.5	0	2	2	0	0	2	0.3
2023-24	Jackson, Asher.....	1	1	0	1	.000	0	1	.000	0	0	.000	0	0	0.0	0	1	0	0	0	0	0.0
2011-15	Jackson, Lonnie.....	96	2525	224	581	.386	175	458	.382	125	159	.786	48	234	2.4	166	136	210	80	29	748	7.8
2008-11	Jackson, Reggie.....	99	2775	455	979	.465	121	345	.351	223	296	.753	135	433	4.4	350	203	172	83	46	1254	12.7
2012-14	Jacobs, Drew.....	12	24	1	3	.333	0	1	.000	0	0	.000	1	3	0.3	0	3	4	1	0	2	0.2
2016-17	Jeffers, Mo.....	32	651	74	150	.493	0	0	.000	29	53	.547	62	179	5.6	16	45	89	12	17	177	5.5
2021-22	Jones, Kanye.....	30	292	19	72	.264	10	41	.244	7	12	.583	2	22	0.7	5	20	21	6	0	55	1.8
2006-08	Kaba, Daye.....	16	39	5	12	.417	3	7	.429	3	4	.750	3	7	0.4	4	2	2	1	1	16	1.0
2020-22	Karnick, James.....	47	1042	166	315	.527	14	53	.262	71	96	.740	102	253	5.4	33	56	114	25	18	417	8.8
2022-24	Kelley III, Chas.....	57	859	67	191	.351	29	108	.269	24	40	.600	10	64	1.1	80	66	74	27	8	187	3.3
2020-21	Kelly, Rich.....	16	406	61	143	.427	32	86	.372	22	27	.815	4	27	1.7	38	31	34	15	1	176	11.0
2019-23	Kenny, Andrew.....	30	125	7	27	.259	6	21	.285	5	6	.833	1	22	0.7	5	5	7	1	2	25	0.8
2011-12	Kilcullen, Ryan.....	8	9	0	0	.000	0	0	.000	2	2	1.000	0	2	0.3	0	1	1	0	0	2	0.3
2010-11	Kowalski, Chris.....	15	41	1	9	.111	0	4	.000	0	4	.000	2	7	0.4	0	1	4	3	1	2	0.1
2017-21	Kraljevic, Lucas.....	78	564	34	87	.391	5	20	.250	19	37	.514	28	93	1.2	31	58	131	12	22	92	1.2
2020-23	Langford Jr, DeMarr.....	73	2220	244	549	.444	16	62	.258	139	199	.698	96	295	4.0	140	120	96	65	22	643	8.8
2022-24	Madsen, Mason.....	69	1520	168	444	.378	100	291	.344	48	55	.873	23	212	3.1	78	61	92	40	15	484	7.2
2013-15	Magarity, Will.....	52	661	60	136	.441	12	41	.293	28	47	.596	47	104	2.0	24	39	108	15	17	160	3.1

2023-24	Strong, Elijah	19	129	21	40	.525	3	10	.300	7	14	.500	6	13	0.7	3	4	13	1	0	52	2.7
2018-21	Tabbs, Wynston	27	796	125	294	.425	45	124	.363	74	91	.813	8	91	3.4	62	57	59	22	4	369	13.7
2016-17	Tava, Connor	32	809	65	136	.478	6	31	.194	53	80	.663	46	174	5.4	67	70	84	22	10	189	5.9
2021-22	Thompson, Gianni	19	144	9	28	.321	4	12	.333	3	5	.600	4	19	1.0	2	8	12	2	4	25	1.3
2019-20	Thornton, Derryck	29	912	124	330	.376	31	118	.263	88	112	.786	12	82	2.8	99	97	62	32	5	367	12.7
2008-11	Trapani, Joe	98	2895	484	1123	.431	153	428	.357	262	346	.757	182	652	6.7	150	172	214	71	82	1383	14.1
2015-17	Turner, A.J.	59	1730	151	389	.388	74	227	.326	51	75	.680	30	202	3.4	138	53	86	44	17	427	7.2
2020-22	Vander Baan, Justin	21	102	5	11	.455	0	4	.000	12	16	.750	7	23	1.1	2	7	15	3	3	22	1.0
2012-13	VanNest, Andrew	25	272	29	69	.420	8	32	.250	15	19	.789	13	45	1.8	10	16	38	5	2	81	3.2
2011-12	Visokous, Deirunas	7	40	0	6	.000	0	3	.000	3	4	.750	0	3	0.4	3	3	4	1	0	3	0.4
2019-21	Williams, Kamari	40	466	37	109	.339	20	76	.263	7	11	.636	22	39	0.9	11	18	21	9	5	101	2.5
2005-07	Williams, Sean	42	950	95	173	.549	0	0	.000	75	117	.641	67	196	4.7	28	59	128	35	130	265	6.3
2017-19	Wilson, Avery	20	77	9	19	.474	2	5	.400	3	10	.300	1	6	0.3	4	11	6	1	23	1.2	
2021-24	Zackery, Jaeden	102	3444	395	868	.455	115	284	.405	201	261	.770	69	329	3.3	332	203	233	168	14	1106	10.8

CLEMSON

Year	Name	G	MIN	FG	FGA	PCT	3PT	3PA	PCT	FT	FTA	PCT	OR	TR	AVG	AST	TO	PF	ST	BK	PTS	AVG
1974-78	Abraham, Colon	106	1810	446	832	536	0	0	0.000	169	227	744	0	309	2.9	100	108	164	52	6	1061	10.0
2013-15	Ajukwa, Austin	55	551	53	143	371	20	61	328	25	40	625	23	80	1.5	18	29	71	28	8	151	2.7
2002-06	Akingbala, Akin	105	1922	284	483	588	1	2	500	152	284	535	207	539	5.1	58	155	231	72	92	721	6.9
2001-06	Allen, Steve	76	570	57	110	518	0	0	0.000	29	67	433	61	137	1.8	9	52	102	13	35	143	1.9
1997-01	Allenspach, Adam	117	2089	272	580	469	0	9	0.000	190	270	704	188	488	4.2	44	119	238	31	59	734	6.3
1991-92	Amestoy, Ryan	21	209	27	61	443	14	30	467	13	17	765	8	23	1.1	9	14	18	7	0	81	3.9
1975-78	Anderson, Lea	16	25	6	11	545	0	0	0.000	4	8	500	0	3	0.2	1	10	6	0	0	16	1.0
2007-11	Anderson, Zavier	56	350	17	40	425	3	6	500	10	25	400	12	49	0.9	44	46	48	26	9	45	0.8
1970-73	Angel, David	78	0	317	657	482	0	0	0.000	311	450	691	0	607	7.8	27	0	289	0	0	945	12.1
1963-66	Antonic, Rudy	31	0	21	63	333	0	0	0.000	24	40	600	0	34	1.1	0	0	23	0	0	66	2.1
1964-67	Ayers, Walt	66	0	89	225	396	0	0	0.000	78	150	520	0	146	2.2	0	0	123	0	0	256	3.9
1964-67	Ayoub, Joe	69	0	102	258	395	0	0	0.000	102	137	745	0	186	2.7	0	0	152	0	0	306	4.4
2001-05	Babalola, Olu	108	2127	225	604	373	64	226	283	180	258	698	152	363	3.4	120	187	227	104	27	694	6.4
2008-12	Baciu, Catalin	75	493	79	145	545	0	0	0.000	26	52	500	55	127	1.7	7	36	63	14	23	184	2.5
2019-21	Baehre, Jonathan	26	431	36	94	383	8	31	258	23	27	852	25	88	3.4	20	23	32	9	14	103	4.0
1999-01	Bains, Pasha	51	713	95	233	408	44	129	341	32	48	667	27	69	1.4	37	37	59	8	1	266	5.2
2007-11	Baize, Jonah	24	40	2	5	400	2	2	1.000	0	0	0.000	0	6	0.3	2	6	1	0	0	6	0.3
1954-55	Bauman, Dave	2	0	1	1	1.000	0	0	0.000	1	1	1.000	0	5	2.5	0	0	0	0	0	3	1.5
2022-24	Beadle, Josh	65	768	67	160	419	9	49	184	29	43	674	6	64	1.0	54	51	83	16	7	172	2.6
1981-83	Belich, Milan	33	310	44	103	427	4	10	400	20	28	714	10	27	0.8	31	15	47	12	0	112	3.4
1963-66	Benedict, Buddy	62	0	125	324	386	0	0	0.000	113	180	628	0	135	2.2	0	0	163	0	0	363	5.9
1959-62	Benson, Bob	63	0	68	171	398	0	0	0.000	33	53	623	0	93	1.5	0	0	64	0	0	169	2.7
1958-59	Berry, Connie	13	0	5	29	172	0	0	0.000	12	25	480	0	25	1.9	0	0	20	0	0	22	1.7
1985-87	Best, Michael	21	276	51	128	398	0	0	0.000	15	22	682	16	38	1.8	35	26	35	19	6	117	5.6
1973-75	Bethea, Jo Jo	53	0	108	246	439	0	0	0.000	45	71	634	0	78	1.5	114	0	158	0	0	261	4.9
2002-04	Betko, Julian	29	279	19	51	373	11	36	306	5	9	556	7	23	0.8	15	22	46	11	0	54	1.9
1960-61	Bird, Speight	7	0	4	8	500	0	0	0.000	1	2	500	0	8	1.1	0	0	5	0	0	9	1.3
1984-85	Blackman, Anthony	8	31	8	16	500	0	0	0.000	9	13	692	1	3	0.4	6	3	8	3	0	25	3.1
1983-84	Bleynat, Ed	5	9	1	1	1.000	0	0	0.000	1	5	200	1	2	0.4	1	1	2	0	0	3	0.6
2013-17	Blossomgame, Jaron	128	3924	627	1286	488	96	304	316	383	529	724	242	831	6.5	141	190	211	83	95	1733	13.5
2021-22	Bohannon, Naz	33	701	82	156	526	1	2	500	24	35	686	47	134	4.1	56	40	43	14	3	189	5.7
1961-64	Bohonak, Mike	76	0	217	550	395	0	0	0.000	50	77	649	0	365	4.8	0	0	155	0	0	484	6.4
1959-61	Bonzulak, Bill	11	0	9	21	429	0	0	0.000	0	0	0.000	0	7	0.6	0	0	8	0	0	18	1.6
2009-13	Booker, Devin	128	3189	445	897	496	22	80	275	242	368	658	267	728	5.7	99	199	291	80	83	1154	9.0
2006-10	Booker, Trevor	134	3808	687	1228	559	23	71	324	328	526	624	400	1060	7.9	224	260	302	144	250	1725	12.9
1987-88	Boozer, Chris	5	14	1	8	125	0	3	0.000	1	2	500	1	5	1.0	3	1	1	0	0	3	0.6
1990-94	Bovain, Andre	109	2778	391	894	437	107	328	326	102	179	570	148	411	3.8	252	204	225	151	13	991	9.1
1998-01	Bradnick, Dustin	77	1272	116	252	460	9	26	346	69	110	627	114	266	3.5	90	86	137	37	4	310	4.0
1961-64	Brennan, Jim	76	0	486	1145	424	0	0	0.000	345	423	816	0	267	3.5	0	0	172	0	0	1317	17.3
1955-58	Brinkley, Ed	74	0	273	657	416	0	0	0.000	187	245	763	0	520	7.0	0	0	214	0	0	733	9.9
1987-91	Brown, Colby	85	757	95	220	432	17	51	333	35	49	714	62	159	1.9	31	70	97	23	31	242	2.8
1973-77	Brown, David	84	1312	238	491	485	0	0	0.000	125	161	776	0	373	4.4	103	81	175	53	28	601	7.2
1992-94	Brown, Jeff	55	1303	163	402	405	82	218	376	75	101	743	65	161	2.9	107	104	95	45	4	483	8.8
1971-73	Brown, Jive	46	0	80	208	385	0	0	0.000	38	51	745	0	99	2.2	14	0	77	0	0	198	4.3
1986-87	Brown, Michael	27	519	83	191	435	34	76	447	37	50	740	26	79	2.9	16	31	37	5	3	237	8.8
1971-73	Browning, Mike	51	0	197	436	452	0	0	0.000	129	192	672	0	311	6.1	28	0	139	0	0	523	10.3
1987-91	Bruce, Donnell	66	871	117	285	411	34	109	312	32	50	640	40	109	1.7	53	56	58	25	4	300	4.5
1989-94	Buckingham, Wayne	90	1077	117	261	448	0	1	0.000	68	126	540	91	245	2.7	36	101	171	48	23	302	3.4
1994-98	Buckner, Greg	122	3954	679	1346	504	50	181	276	346	520	665	182	592	4.9	252	186	312	179	40	1754	14.4
1994-95	Budde, Ron	3	4	0	0	0.000	0	0	0.000	0	0	0.000	0	0	0.0	0	0	0	0	0	0	0.0
1990-92	Burks, Eric	50	1301	153	337	454	52	168	310	50	80	625	31	116	2.3	143	123	97	44	6	408	8.2
1961-64	Burnisky, Gary	75	0	295	666	443	0	0	0.000	145	171	848	0	399	5.3	0	0	120	0	0	735	9.8
1973-76	Butchko, Andy	19	62	10	30	333	0	0	0.000	12	18	667	0	22	1.2	11	8	14	1	1	32	1.7
1980-84	Bynum, Clarke	92	1462	184	411	448	2	10	200	94	129	729	81	196	2.1	179	101	168	48	7	464	5.0
1984-85	Bynum, Edward	9	22	3	7	429	0	0	0.000	4	12	333	3	9	1.0	4	3	0	2	0	10	1.1
1955-58	Cameron, Tom	68	0	269	762	353	0	0	0.000	158	241	656	0	135	2.0	0	0	183	0	0	696	10.2
1986-90	Campbell, Elden	123	3193	754	1342	562	3	10	300	369	576	641	270	836	6.8	113	269	352	135	334	1880	15.3
1977-80	Campbell, John	84	1714	283	501	565	0	0	0.000	178	312	571	98	511	6.1	64	159	223	47	126	744	8.9
1980-84	Campbell, Marc	106	2051	242	502	482	37	73	507	126	166	759	31	171	1.6	364	162	197	81	11	647	6.1
1972-74	Capehart, Tim	25	0	36	89	404	0	0	0.000	15	27	556	0	30	1.2	31	0	47	0	0	87	3.5
1990-91	Cardoni, Doug	3	5	0	2	0.000	0	1	0.000	2	2	1.000	0	0	0.0	0	1	0	0	0	2	0.7
1957-60	Carver, Don	69	0	200	550	364	0	0	0.000	53	91	582	0	311	4.5	0	0	184	0	0	453	6.6
1988-90	Cash, Marion	64	1916	172	387	444	9	38	237	137	216	634	45	184	2.9	335	211	169	102	8	490	7.7
1964-67	Channell, Hank	69	0	147	306	480	0	0	0.000	65	125	520	0	219	3.2	0	0	104	0	0	359	5.2
1994-97	Chester, Brian	17	50	3	11	273	1	5	200	8	12	667	0	11	0.6	5	7	6	3	0	15	0.9
2001-04	Christie, Chey	86	2100	256	650	394	67	231	290	156	234	667	83	192	2.2	155	158	133	89	13	735	8.5
1995-99	Christie, Tony	115	2258	257	596	431	106	315	337	113	213	531	82	223	1.9	129	122	174	60	38	733	6.4
2023-24	Clark, Jack	25	588	41	103	398	16	53	302	20	26	769	31	122	4.9	35	14	40	20	13	118	4.7
1957-60	Clarke, Frank	30	0	13	33	394																

2019-22	Dawes, Al-Amir	88	2518	287	716	401	175	471	.372	118	147	.803	19	230	2.6	196	171	120	91	6	867	9.9
1956-57	De Berry, Fred	1	0	1	6	.167	0	0	.000	0	1	.000	0	2	2.0	0	0	2	0	0	2	2.0
1966-68	Demsey, Dave	35	0	37	112	.330	0	0	.000	23	43	.535	0	72	2.1	0	0	42	0	0	97	2.8
2014-18	DeVoe, Gabe	118	2762	328	829	.396	169	489	.346	111	153	.725	69	362	3.1	188	154	194	95	26	936	8.3
1975-79	Dickerson, Marvin	105	1610	197	406	.485	0	0	.000	114	183	.623	43	371	3.5	90	165	227	53	23	508	4.8
1972-73	DiPasquale, Ron	19	0	16	38	.421	0	0	.000	15	26	.577	0	24	1.3	42	0	29	0	0	47	2.5
2013-14	Djamba, Ibrahim	32	294	21	66	.318	10	42	.238	8	12	.667	14	44	1.4	4	14	42	6	6	60	1.9
2013-17	Djitte, Sidy	127	1854	174	327	.532	1	2	.500	125	203	.616	264	596	4.7	36	105	303	60	73	474	3.7
1979-82	Dodds, Chris	83	1636	235	452	.520	0	0	.000	147	189	.778	9	72	0.9	325	172	105	72	5	617	7.4
2017-18	Donnal, Mark	34	425	46	88	.523	20	42	.476	14	19	.737	17	55	1.6	10	14	60	7	10	126	3.7
1998-03	Douglas, Jermel	41	86	10	30	.333	3	9	.333	7	12	.583	4	15	0.4	6	9	11	3	0	30	0.7
1987-88	Duncan, Chris	12	223	24	70	.343	15	44	.341	8	15	.533	2	34	2.8	28	19	21	12	2	71	5.9
1966-69	Eckard, Curt	58	0	112	254	.441	0	0	.000	75	141	.532	0	206	3.6	0	0	134	0	0	299	5.2
1980-84	Eppley, Mike	69	1381	102	234	.436	10	28	.357	65	84	.774	16	83	1.2	268	160	122	50	0	279	4.0
1992-93	Everett, Scott	1	3	0	0	.000	0	0	.000	4	5	.800	0	0	0.0	0	1	0	0	0	4	4.0
1967-69	Faer, Mike	33	0	20	62	.323	0	0	.000	9	15	.600	0	22	0.7	0	0	38	0	0	49	1.5
1970-71	Fenwick, Ron	6	0	7	20	.250	0	0	.000	2	4	.500	0	11	1.8	0	0	5	0	0	16	2.7
2011-14	Fields, Carson	30	72	5	19	.363	0	6	.000	1	4	.250	3	8	0.3	4	3	7	2	0	11	0.4
2016-18	Fields, Isaac	7	12	1	3	.333	0	1	.000	0	0	.000	0	1	0.1	0	0	0	0	0	2	0.3
2012-14	Filer, Adonis	66	1130	106	300	.353	39	128	.305	81	114	.711	34	119	1.8	89	83	108	46	2	332	5.0
1956-57	Fisher, Bob	3	0	5	14	.357	0	0	.000	1	3	.333	0	7	2.3	0	0	2	0	0	9	3.0
2001-05	Ford, Sharrod	118	2823	449	832	.540	0	5	.000	256	449	.570	309	762	6.5	71	222	314	61	177	1154	9.8
1988-90	Forrest, Derrick	65	1888	257	549	.468	64	203	.315	83	157	.529	96	227	3.5	160	127	133	105	55	661	10.2
2021-23	Foster, Devin	13	16	0	3	.000	0	3	.000	0	2	.000	0	2	0.2	0	3	0	0	0	0	0.0
1970-71	Foster, Dickie	76	0	188	419	.449	0	0	.000	169	290	.583	0	471	6.2	0	0	234	0	0	545	7.2
2018-22	Fox, Parker	22	35	5	9	.556	4	8	.500	1	3	.333	0	6	0.3	1	4	1	1	1	15	0.7
1971-72	Francisco, Mel	17	0	10	20	.500	0	0	.000	1	2	.500	0	28	1.6	0	0	16	0	0	21	1.2
1973-77	Franken, John	83	1031	139	302	.460	0	0	.000	41	74	.554	0	100	1.2	188	111	143	47	9	319	3.8
1993-94	Freeman, Kyle	15	145	15	42	.357	9	29	.310	3	4	.750	5	18	1.2	19	18	13	9	0	42	2.8
1977-80	Fuzy, Bob	15	43	3	11	.273	0	0	.000	2	4	.500	0	5	0.3	7	4	8	1	0	8	0.5
1953-54	Gage, Charley	23	0	74	185	.400	0	0	.000	62	101	.614	0	261	11.3	0	0	72	0	0	210	9.1
2022-23	Galloway, Brevin	32	933	117	268	.437	50	153	.327	73	84	.869	8	76	2.4	73	51	70	28	6	357	11.2
1994-95	Gardner, Geoff	5	6	0	2	.000	0	0	.000	0	0	.000	0	1	0.2	1	1	1	1	0	0	0.0
1964-67	Gardner, Ken	68	0	220	426	.516	0	0	.000	257	342	.751	0	436	6.4	0	0	180	0	0	697	10.3
1995-96	Garner, Patrick	8	31	3	5	.600	0	0	.000	1	2	.500	0	3	0.4	1	5	3	0	1	7	0.9
1959-60	Gibbons, Walt	73	0	246	663	.371	0	0	.000	110	147	.748	0	443	6.1	0	0	193	0	0	602	8.2
1979-80	Gilliam, Fred	115	2810	426	885	.481	10	23	.435	148	177	.836	167	481	4.2	162	130	187	67	14	1010	8.8
1998-00	Gilmore, Chucky	54	805	50	144	.347	0	0	.000	28	54	.519	78	210	3.9	25	53	120	14	28	128	2.4
2023-24	Girard, Joe	36	1182	162	377	.430	105	254	.413	115	123	.935	8	115	3.2	105	55	51	22	4	544	15.1
2022-24	Godfrey, RJ	69	867	135	227	.595	6	16	.375	49	77	.636	55	190	2.8	39	59	130	25	39	325	4.7
1966-68	Goldfarb, Alan	25	0	2	17	.118	0	0	.000	5	8	.625	0	7	0.3	0	0	17	0	0	9	0.4
1984-85	Graham, Harlan	14	105	20	48	.417	0	0	.000	12	19	.632	14	28	2.0	6	12	18	5	3	52	3.7
1984-85	Grant, Harvey	28	418	60	121	.496	0	0	.000	24	41	.585	44	126	4.5	11	14	40	13	10	144	5.1
1983-87	Grant, Horace	122	3363	660	1104	.598	1	2	.500	375	533	.704	376	981	8.0	206	220	337	104	82	1696	13.9
2007-11	Grant, Jerai	127	2269	326	555	.587	0	0	.000	204	321	.636	259	541	4.3	72	129	282	82	197	856	6.7
2014-18	Grantham, Donte	114	3448	402	972	.414	161	484	.333	135	186	.726	155	542	4.8	220	169	189	98	84	1100	9.6
1991-95	Gray, Devin	94	2561	542	993	.546	15	50	.300	223	397	.562	235	525	5.6	108	183	275	142	48	1322	14.1
1976-77	Gray, Randy	9	39	6	15	.400	0	0	.000	0	0	.000	0	7	0.8	2	5	10	1	1	12	1.3
1972-75	Gregg, Van	80	0	376	913	.412	0	0	.000	144	184	.783	0	210	2.6	78	0	122	0	0	896	11.2
2019-20	Grinde, Paul	9	21	5	8	.625	0	0	.000	3	4	.750	3	3	0.3	0	2	2	0	0	13	1.4
1985-86	Hall, John	6	36	2	10	.200	0	0	.000	5	7	.714	1	4	0.7	0	4	9	1	0	9	1.5
2020-24	Hall, P.J.	120	2882	641	1275	.503	111	341	.326	309	396	.780	175	634	5.1	156	202	295	78	127	1702	14.9
1961-65	Hall, Richard	33	0	23	73	.315	0	0	.000	19	27	.704	0	38	1.2	0	0	23	0	0	65	2.0
2011-15	Hall, Rod	129	3697	312	732	.426	47	141	.333	255	361	.706	52	281	2.2	393	224	178	86	13	926	7.2
2003-07	Hamilton, Vernon	127	3636	467	1062	.440	91	289	.315	213	394	.541	90	397	3.1	399	349	251	271	8	1238	9.7
1980-85	Hamilton, Vincent	116	3906	652	1244	.524	1	2	.500	225	299	.753	280	628	5.4	337	240	238	138	8	1530	13.2
2004-08	Hammonds, Cliff	134	4285	539	1217	.443	244	697	.350	143	247	.579	124	483	3.6	473	240	272	225	27	1465	10.9
1994-97	Harder, Bill	63	1314	101	251	.402	33	97	.340	72	96	.750	21	120	1.9	146	101	129	37	2	307	4.9
1972-76	Harman, Bruce	81	527	141	296	.476	0	0	.000	55	97	.567	0	78	1.0	127	40	140	27	3	337	4.2
1990-92	Harris, Steve	55	1145	124	313	.396	4	19	.211	59	113	.522	59	192	3.5	128	100	140	58	15	311	5.7
2012-15	Harrison, Damarcus	98	2203	239	635	.376	91	285	.319	118	154	.766	54	275	2.8	119	105	162	67	20	687	7.0
1970-72	Hawkins, Bo	48	0	51	139	.367	0	0	.000	61	96	.635	0	71	1.5	0	0	87	0	0	163	3.4
1963-66	Helms, Garry	66	0	351	739	.475	0	0	.000	99	139	.712	0	222	3.4	0	0	155	0	0	801	12.1
2019-24	Hemenway, Alex	95	1571	165	370	.446	124	289	.429	54	71	.761	12	123	1.3	58	52	122	27	5	508	5.3
1999-03	Henderson, Ray	112	1961	258	476	.542	0	0	.000	132	219	.603	214	633	5.7	35	122	289	29	83	648	5.8
2001-02	Hendrix, Jemere	8	43	5	7	.714	0	0	.000	9	14	.643	7	12	1.5	0	2	3	2	2	19	2.4
2009-10	Hill, Donte	23	117	12	32	.375	2	10	.200	6	14	.429	7	13	0.6	8	7	5	8	1	32	1.4
1991-93	Hines, Kevin	43	725	99	199	.497	0	1	.000	71	111	.640	67	165	3.8	28	62	72	19	9	269	6.3
2019-21	Hoag, Wells	10	21	2	7	.286	1	4	.250	0	0	.000	2	2	0							

1978-82	Key, Marvin.....	24	74	11	30	.367	0	0	.000	9	16	.563	4	14	0.6	2	6	11	3	1	31	1.3
2020-21	Kidd, Lynn.....	7	32	2	6	.333	0	0	.000	4	4	1.000	4	7	1.0	1	2	6	0	2	8	1.1
1986-90	Kincaid, Tim.....	78	1655	209	444	.471	24	81	.296	169	211	.801	37	154	2.0	257	185	115	54	5	611	7.8
1958-61	Krajack, Ed.....	72	0	228	555	.411	0	0	.000	121	166	.729	0	279	3.9	0	0	142	0	0	577	8.0
1957-60	Krajack, George.....	74	0	362	895	.404	0	0	.000	195	280	.696	0	482	6.5	0	0	163	0	0	919	12.4
1954-57	Landers, Bill.....	16	0	10	41	.244	0	0	.000	6	9	.667	0	17	1.1	0	0	18	0	0	26	1.6
1989-91	Lastinger, Sean.....	35	248	15	53	.283	10	39	.256	22	32	.688	2	19	0.5	25	31	31	10	0	62	1.8
2023-24	Latiff, Andrew.....	5	8	1	4	.250	0	3	.000	0	0	.000	1	4	0.8	0	1	0	0	0	2	0.4
1969-70	Latin, Greg.....	25	0	116	270	.430	0	0	.000	92	143	.643	0	215	8.6	0	0	87	0	0	324	13.0
1959-62	Leshock, Jim.....	23	0	5	14	.357	0	0	.000	8	14	.571	0	13	0.6	0	0	12	0	0	18	0.8
1957-59	Lewis, Jim.....	22	0	15	48	.313	0	0	.000	10	12	.833	0	19	0.9	0	0	16	0	0	40	1.8
2023-24	Leyte, Bas.....	20	91	6	11	.545	1	3	.333	2	5	.400	5	16	0.8	6	4	15	1	4	15	0.8
1991-92	Logue, Todd.....	5	10	1	3	.333	0	0	.000	3	4	.750	1	3	0.6	0	1	2	0	1	5	1.0
2003-04	Long, Reed.....	5	6	0	1	.000	0	1	.000	0	0	.000	0	0	0.0	0	0	0	0	0	0	0.0
2000-01	Long, Wes.....	1	1	0	0	.000	0	0	.000	0	0	.000	0	0	0.0	0	0	0	0	0	0	0.0
2019-20	Mack, Tevin.....	31	880	146	325	.449	47	166	.283	38	62	.613	29	160	5.2	29	36	65	34	20	377	12.2
1961-64	Mahaffey, Donnie.....	76	0	238	515	.462	0	0	.000	161	283	.569	0	666	8.8	0	0	290	0	0	637	8.4
1964-67	Mahaffey, Randy.....	73	0	426	884	.482	0	0	.000	319	471	.677	0	705	9.7	0	0	280	0	0	1171	16.0
1966-70	Mahaffey, Richie.....	75	0	325	687	.473	0	0	.000	369	601	.614	0	705	9.4	0	0	256	0	0	1019	13.6
1959-62	Mahaffey, Tom.....	76	0	276	625	.442	0	0	.000	176	286	.615	0	649	8.5	0	0	257	0	0	728	9.6
1984-88	Marshall, Grayson.....	122	4064	334	771	.433	41	120	.342	197	270	.730	65	308	2.5	857	347	215	189	9	906	7.4
1991-95	Martin, Bruce.....	88	1559	161	404	.399	129	336	.384	55	66	.833	24	104	1.2	65	68	77	24	3	506	5.8
1970-73	Martin, Bud.....	72	0	116	250	.464	0	0	.000	194	261	.743	0	134	1.9	36	0	159	0	0	426	5.9
1990-91	Mason, Jimmy.....	23	192	10	34	.294	5	19	.263	2	2	1.000	1	14	0.6	16	23	12	8	0	27	1.2
2005-06	Mathis, Troy.....	20	113	19	49	.388	19	45	.422	1	2	.500	1	10	0.5	5	9	7	3	0	58	2.9
1958-61	Maxwell, Earle.....	43	0	143	329	.435	0	0	.000	138	200	.690	0	339	7.9	0	0	113	0	0	424	9.9
1978-79	Mayfield, Daniel.....	6	14	2	6	.333	0	0	.000	3	3	1.000	0	2	0.3	3	5	2	0	1	7	1.2
2004-08	Mays, James.....	108	2580	388	804	.483	11	51	.216	200	382	.524	285	622	5.8	181	232	256	166	94	987	9.1
2019-21	McBride, O'Neil.....	11	21	1	2	.500	0	0	.000	2	4	.500	3	7	0.6	2	1	1	0	0	4	0.4
1982-85	McCants, Glen.....	108	1975	233	447	.521	0	1	.000	112	168	.667	136	387	3.6	50	126	243	34	113	578	5.4
2011-14	McDaniels, K.J.....	94	2287	362	804	.450	81	259	.313	230	300	.767	170	450	4.8	85	140	168	83	178	1035	11.0
2014-17	McGillan, Riley.....	20	39	4	14	.286	2	12	.167	1	2	.500	1	2	0.1	2	2	4	2	0	11	0.6
1977-78	McGrady, Mike.....	1	1	0	1	.000	0	0	.000	0	0	.000	0	0	0.0	0	0	0	0	0	0	0.0
1985-86	McHone, Kimble.....	3	7	1	2	.500	0	0	.000	0	0	.000	0	1	0.3	0	0	1	0	0	2	0.7
1995-99	McIntyre, Terrell.....	126	4200	592	1426	.415	259	696	.372	396	501	.790	81	341	2.7	576	318	251	194	5	1839	14.6
1979-80	McKinstry, Rick.....	25	137	21	52	.404	0	0	.000	3	8	.375	8	16	0.6	12	7	9	3	2	45	1.8
2000-02	McKnight, Jamar.....	48	901	162	356	.455	54	143	.378	41	55	.745	53	142	3.0	37	47	72	22	9	419	8.7
1982-86	Michael, Chris.....	109	2487	354	824	.430	13	28	.464	79	133	.594	119	303	2.8	159	142	195	65	25	800	7.3
2021-23	Middlebrooks, Ben.....	60	551	49	97	.505	0	6	.000	39	52	.750	45	121	2.0	21	29	101	25	19	137	2.3
1985-87	Middleton, Larry.....	56	1215	216	495	.436	16	45	.356	109	143	.762	66	188	3.4	82	94	124	33	7	557	9.9
1953-54	Mikell, John.....	6	0	0	3	.000	0	0	.000	0	0	.000	0	7	1.2	0	0	5	0	0	0	0.0
1961-64	Milashovich, Nick.....	77	0	306	725	.422	0	0	.000	177	246	.720	0	188	2.4	0	0	106	0	0	789	10.2
1971-72	Miller, Danny.....	15	0	6	20	.300	0	0	.000	0	1	.000	0	7	0.5	0	0	14	0	0	12	0.8
1997-99	Miller, Johnny.....	50	943	81	271	.299	46	174	.264	38	63	.603	13	49	1.0	127	75	91	42	7	246	4.9
1987-89	Mitchell, Rod.....	23	115	17	30	.567	0	0	.000	1	6	.167	18	40	1.7	0	6	18	0	7	35	1.5
2016-19	Mitchell, Shelton.....	94	2894	348	854	.407	127	348	.369	263	316	.832	37	255	2.7	317	198	126	76	3	1086	11.6
1970-71	Mobley, Craig.....	11	0	0	13	.000	0	0	.000	5	7	.714	0	8	0.7	0	0	5	0	0	5	0.5
1955-58	Moncrief, Eddie.....	33	0	14	46	.304	0	0	.000	36	54	.667	0	70	2.1	0	0	41	0	0	64	1.9
2004-05	Moore, Cheyenne.....	32	625	74	204	.363	39	134	.291	24	29	.828	25	81	2.5	51	59	60	29	10	211	6.6
2019-20	Moore, Khavon.....	28	253	22	59	.373	3	11	.273	4	7	.571	18	48	1.7	15	17	30	16	3	31	1.1
1953-56	Morgan, Doc.....	31	0	13	46	.283	0	0	.000	7	10	.700	0	17	0.5	0	0	15	0	0	33	1.1
1961-64	Morgan, Woody.....	77	0	151	392	.385	0	0	.000	133	238	.559	0	467	6.1	0	0	249	0	0	435	5.6
1992-94	Morris, Byron.....	15	22	3	10	.300	0	0	.000	1	3	.333	3	8	0.5	1	1	0	1	1	7	0.5
2004-08	Morris, Matt.....	55	195	23	52	.442	13	32	.406	10	14	.714	8	24	0.4	17	9	11	8	0	69	1.3
1999-03	Nagys, Tomas.....	103	1386	130	290	.448	10	44	.227	177	256	.691	133	386	3.7	45	107	249	45	44	447	4.3
1977-81	Nance, Larry.....	117	2958	553	1377	.533	0	0	.000	235	374	.628	248	784	6.7	177	225	318	106	108	1341	11.5
2008-12	Narcisse, Bryan.....	102	1068	90	194	.464	17	60	.283	45	75	.600	60	151	1.5	39	55	138	37	35	242	2.4
1960-63	Narvin, Chuck.....	22	0	5	21	.238	0	0	.000	8	11	.727	0	7	0.3	0	0	7	0	0	18	0.8
2021-24	Nauseef, Daniel.....	14	19	2	4	.500	0	1	.000	0	0	.000	2	8	0.6	1	1	4	1	1	4	0.3
2021-23	Nauseef, Jack.....	11	12	0	5	.000	0	4	.000	1	2	.500	0	1	0.1	2	0	1	0	0	1	0.1
2018-21	Newman III, John.....	87	1729	162	398	.407	44	149	.295	79	108	.731	42	227	2.6	107	84	120	55	23	447	5.1
2012-16	Nnoko, Landry.....	128	2632	300	573	.524	0	0	.000	144	229	.629	237	606	4.7	65	146	312	26	212	744	5.8
1974-75	Noland, Billy.....	2	0	0	1	.000	0	0	.000	1	2	.500	0	3	1.5	1	0	1	0	0	1	0.5
1971-72	Odle, Denny.....	25	0	113	259	.436	0	0	.000	103	148	.696	0	165	6.6	0	0	74	0	0	329	13.2
2007-09	Oglesby, Terrence.....	66	1446	236	625	.378	177	448	.395	128	151	.848	40	114	1.8	99	101	127	48	1	777	11.2
2017-18	Oliver, Anthony.....	19	137	11	35	.314	9	26	.346	9	11	.818	5	26	1.4	5	15	6	0	40	2.1	
1959-63	Patterson, Choppo.....	76	0	408	1084	.376	0	0	.000	315	390	.808	0	278	3.7	0	0	194	0	0	1131	14.9
1972-75	Patterson, Marty.....	34	0	37	80	.463	0	0	.000	36	44	.818	0	62	1.8	6	0	37	0	5	110	3.2
1990-91	Paul, Tyrone.....	15	101	9	28	.321	2	10	.200	7	10	.700	11	16	1.1	11	9	5	6	0	27	1.8
2004-08	Perry, Sam.....	128	1946																			

1954-55	Shealy, Don.....	11	0	3	10	.300	0	0	.000	9	13	.692	0	7	0.6	0	0	6	0	0	15	1.4
1953-55	Shook, Buddy.....	44	0	78	320	.244	0	0	.000	84	147	.571	0	250	5.7	0	0	108	0	0	240	5.5
2002-03	Shyatt, Geoff.....	6	5	0	2	.000	0	0	.000	1	4	.250	0	0	0.0	1	0	2	0	0	1	0.2
1999-00	Shyatt, Jeremy.....	5	3	0	2	.000	0	0	.000	0	0	.000	0	0	0.0	0	0	0	0	0	0	0.0
2017-21	Simmis, Aamir.....	122	3093	421	879	.479	110	304	.362	170	233	.730	203	636	5.2	198	189	267	81	94	1122	9.2
2017-19	Skara, David.....	59	1533	119	261	.456	38	113	.336	59	87	.678	61	214	3.7	60	63	128	29	29	335	5.7
1991-92	Smith, Anthony.....	8	17	3	5	.600	0	0	.000	2	3	.667	0	1	0.1	5	3	3	0	0	8	1.0
2012-16	Smith, Josh.....	104	882	65	154	.422	3	11	.273	39	64	.609	69	214	2.1	11	48	101	15	14	172	1.7
1956-57	Smith, Junius.....	4	0	0	3	.000	0	0	.000	0	0	.000	0	0	0.0	0	0	6	0	0	0	0.0
1988-89	Smith, Mack.....	1	3	0	0	.000	0	0	.000	0	0	.000	0	0	0.0	0	0	0	0	0	0	0.0
2008-12	Smith, Tanner.....	127	3167	333	777	.429	111	340	.326	209	288	.726	96	459	3.6	320	227	258	159	34	986	7.8
1953-56	Smith, Tommy.....	71	0	161	384	.419	0	0	.000	170	265	.642	0	421	5.9	0	0	223	0	0	492	6.9
1998-01	Solomon, Will.....	94	2739	469	1195	.392	214	585	.366	279	389	.717	53	259	2.8	246	323	234	112	40	1431	15.2
2016-18	Spencer, Scott.....	25	175	14	52	.269	3	25	.120	1	2	.500	3	15	0.6	5	3	16	2	1	32	1.3
2010-11	Stanton, Cory.....	33	352	29	84	.345	8	38	.211	14	21	.667	6	21	0.6	25	21	50	20	2	80	2.4
1964-65	Steiner, Fred.....	6	0	3	6	.500	0	0	.000	5	7	.714	0	1	0.2	0	0	5	0	0	11	1.8
2007-11	Stitt, Demontez.....	126	3553	455	1061	.429	111	335	.331	344	468	.735	90	346	2.7	419	318	312	164	46	1365	10.8
2000-02	Stockman, Tony.....	59	1624	240	662	.363	155	416	.373	81	106	.764	29	129	2.2	143	131	79	84	4	716	12.1
1954-55	Stone, Carroll.....	19	0	34	101	.337	0	0	.000	36	54	.667	0	108	5.7	0	0	48	0	0	104	5.5
1985-86	Stone, Robert.....	8	24	4	9	.444	0	0	.000	1	1	.000	4	7	0.9	0	5	3	1	2	8	1.0
1955-56	Stone, Rock.....	2	0	1	4	.250	0	0	.000	0	0	.000	0	2	1.0	0	0	3	0	0	2	1.0
1971-74	Suit, Terrell.....	75	0	238	589	.404	0	0	.000	123	164	.750	0	142	1.9	77	0	140	0	0	599	8.0
2011-13	Sullivan, Bernard.....	56	465	34	83	.410	1	5	.200	20	33	.606	18	66	1.2	6	23	49	7	7	89	1.6
1964-67	Sutherland, Jim.....	71	0	485	1105	.439	0	0	.000	260	306	.850	0	383	5.4	0	0	213	0	0	1230	17.3
1966-68	Swails, Jack.....	16	0	11	28	.393	0	0	.000	7	13	.538	0	27	1.7	0	0	13	0	0	29	1.8
2005-09	Sykes, Raymond.....	125	1728	216	373	.579	0	0	.000	71	134	.530	169	338	2.7	50	129	182	55	102	503	4.0
1994-95	Tabb, Michael.....	4	13	2	4	.500	0	0	.000	2	2	1.000	0	2	0.5	0	3	3	0	0	6	1.5
1985-87	Tait, Michael.....	58	1282	165	344	.480	70	136	.515	68	93	.731	39	127	2.2	124	89	121	67	2	468	8.1
1968-71	Thomas, Dave.....	76	0	381	875	.435	0	0	.000	126	182	.692	0	221	2.9	0	0	184	0	0	888	11.7
1966-68	Thomas, Dick.....	26	0	81	200	.405	0	0	.000	26	41	.634	0	72	2.8	0	0	51	0	0	188	7.2
2016-19	Thomas, Elijah.....	93	2150	395	675	.585	0	2	.000	203	334	.608	195	649	7.0	90	186	308	67	181	993	10.7
1992-94	Tomera, Frank.....	30	114	11	33	.333	0	2	.000	8	13	.615	7	29	1.0	4	12	13	2	8	30	1.0
2017-21	Trapp, Clyde.....	108	2268	194	489	.397	70	228	.307	99	162	.611	31	311	2.8	185	155	173	59	21	557	5.2
2006-07	Tyler, A.J.....	30	152	11	35	.314	6	15	.400	8	11	.727	12	42	1.4	7	12	12	2	0	36	1.2
2018-23	Tyson, Hunter.....	140	2818	382	843	.453	169	462	.366	199	252	.790	115	665	4.8	111	97	191	80	29	1132	8.1
1987-91	Tyson, Sean.....	72	1162	259	504	.514	0	8	.000	46	79	.582	125	278	3.9	69	97	151	104	9	564	7.8
2004-05	Waiters, Sheldon.....	6	12	1	3	.333	1	2	.500	3	4	.750	0	1	0.2	1	2	1	0	0	6	1.0
1978-81	Walker, Keith.....	29	165	30	62	.484	0	0	.000	20	31	.645	17	38	1.3	3	19	27	10	1	80	2.8
1991-94	Wallace, Corey.....	65	1239	164	337	.487	49	137	.358	73	104	.702	74	225	3.5	51	66	83	31	7	450	6.9
1959-61	Wallace, Dave.....	20	0	32	108	.296	0	0	.000	15	23	.652	0	122	6.1	0	0	46	0	0	79	4.0
1982-85	Wallace, Warren.....	55	1044	138	295	.468	12	26	.462	20	48	.417	25	104	1.9	125	67	94	28	3	308	5.6
1981-82	Ward, Joe.....	19	232	46	100	.460	0	0	.000	22	33	.667	15	32	1.7	17	19	31	4	2	114	6.0
1957-61	Warren, Bill.....	39	0	91	277	.329	0	0	.000	66	87	.759	0	109	2.8	0	0	101	0	0	248	6.4
1989-91	Watts, Joey.....	9	20	4	10	.400	0	4	.000	2	5	.400	1	4	0.4	0	2	2	1	0	10	1.1
1968-71	Weddell, Pete.....	62	0	67	142	.472	0	0	.000	72	116	.621	0	142	2.3	0	0	74	0	0	206	3.3
1953-54	Wells, Ames.....	23	0	133	322	.413	0	0	.000	89	134	.664	0	69	3.0	0	0	68	0	0	355	15.4
1976-79	Wells, Jim.....	65	1192	159	334	.476	0	0	.000	95	139	.683	25	275	4.2	98	77	159	43	8	413	6.4
2018-19	White, Javan.....	33	277	28	50	.560	0	0	.000	11	24	.458	22	66	2.0	8	13	54	8	12	67	2.0
1980-81	White, Jeff.....	4	8	0	3	.000	0	0	.000	4	5	.800	0	1	0.3	3	3	1	1	0	4	1.0
1991-93	Whitney, Chris.....	58	2108	268	628	.427	167	404	.413	141	179	.788	36	214	3.7	354	204	182	114	2	844	14.6
1978-79	Whitt, Keith.....	1	2	1	1	1.000	0	0	.000	0	1	.000	0	0	0.0	0	0	1	0	0	2	2.0
1996-99	Whitt, Vincent.....	83	1409	172	413	.416	17	74	.230	94	158	.595	88	250	3.0	82	106	135	63	25	455	5.5
1995-99	Wideman, Tom.....	129	2767	266	511	.521	0	1	.000	175	316	.554	278	723	5.6	125	170	364	83	45	707	5.5
2022-24	Wiggins, Chauncey.....	63	880	100	226	.442	43	118	.364	17	24	.708	21	100	1.7	43	32	59	10	13	260	4.1
1979-80	Wiggins, Mitchell.....	32	537	76	162	.469	0	0	.000	25	45	.556	43	96	3.0	40	30	65	28	3	177	5.5
1979-80	Wilkes, Scott.....	4	15	1	4	.250	0	0	.000	3	4	.750	0	0	0.0	3	3	1	0	0	5	1.3
2017-18	William, Malik.....	17	74	10	27	.370	1	3	.333	4	6	.667	14	26	1.5	3	2	11	1	3	25	1.5
1977-80	Williams, Billy.....	85	2177	438	818	.535	0	0	.000	202	267	.757	43	197	2.3	216	172	195	110	8	1078	12.7
1970-72	Williams, John.....	35	0	22	52	.423	0	0	.000	19	36	.528	0	46	1.3	0	0	48	0	0	63	1.8
2003-04	Williams, Ovarus.....	6	4	0	1	.000	0	0	.000	1	2	.500	0	0	0.0	0	0	0	0	0	1	0.2
1974-75	Wise, Skip.....	25	0	188	384	.490	0	0	.000	86	114	.754	0	78	3.1	44	0	58	0	6	462	18.5
1979-82	Witherspoon, Don.....	11	16	4	5	.800	0	0	.000	2	4	.500	0	3	0.3	0	1	2	1	1	10	0.9
1996-99	Woni, Mohamed.....	62	758	59	124	.476	0	2	.000	51	67	.761	46	151	2.4	7	44	98	6	20	169	2.7
1991-94	Wright, Sharon.....	92	2687	501	943	.531	0	6	.000	306	484	.632	372	903	9.8	78	230	249	69	286	1308	14.2
1978-82	Wyatt, Horace.....	119	2933	420	827	.508	0	0	.000	146	221	.661	256	604	5.1	190	183	305	74	59	986	8.3
2005-09	Yanotula, Jesse.....	32	52	5	18	.278	2	9	.222	2	4	.500	7	16	0.5	3	4	6	2	1	14	0.4
1953-57	Yarborough, Bill.....	69	0	537	1378	.390	0	0	.000	359	474	.757	0	237	3.4	0	0	222	0	0	1433	20.8
1968-70	Yates, Ronnie.....	50	0	230	525	.438	0	0	.000	116	178	.652	0	269	5.4	0	0	152	0	0	576	11.5
1955-57	Yeary, Dick.....	41	0	45	129	.349	0	0	.000	82	112	.732	0	63	1.5	0	0	100	0	0	172	4.2
1955-58	Yockel																					

2021-24	Blakes, Jaylen	84	796	59	166	355	25	80	313	40	55	.727	20	87	1.0	63	35	84	43	10	183	2.2
2005-06	Boateng, Eric	20	50	6	7	857	0	0	.000	2	2	1.000	4	12	0.6	1	5	11	1	0	14	0.7
2016-19	Bolden, Marques	88	1199	130	227	573	0	7	.000	74	108	.685	120	286	3.3	35	52	145	30	93	334	3.8
1999-02	Boozer, Carlos	101	2620	554	878	631	0	2	.000	398	537	.741	260	724	7.2	115	157	288	96	72	1506	14.9
2021-23	Borden, Stanley	2	2	0	0	.000	0	0	.000	0	0	.000	1	2	1.0	0	0	0	0	0	0	0.0
1999-04	Borman, Andy	40	78	5	9	556	3	6	.500	4	7	.571	4	12	0.3	5	11	3	1	0	17	0.4
1957-59	Boyd, Jack	27	0	42	142	296	0	0	.000	21	37	.568	0	47	1.7	0	0	59	0	105	3.9	
2005-07	Boykin, Jamal	29	100	10	19	526	0	0	.000	9	10	.900	11	32	1.1	2	8	21	4	7	29	1.0
2020-21	Brakefield, Jaemyn	22	273	31	76	408	11	35	.314	5	12	.417	15	56	2.5	10	10	27	8	9	78	3.5
1997-99	Brand, Elton	60	1633	355	580	612	0	0	.000	262	390	.672	215	536	8.9	51	101	150	81	113	972	16.2
1986-90	Brickey, Robert	134	3038	484	884	548	2	9	.222	329	531	.620	156	649	4.8	146	277	334	115	90	1299	9.7
1992-93	Brown, Kenney	15	31	0	5	.000	0	1	.000	4	9	.444	2	5	0.3	0	1	3	0	0	4	0.3
1992-96	Brunson, Stan	35	207	5	22	227	0	0	.000	7	12	.583	25	50	1.4	4	13	36	3	0	17	0.5
1981-85	Bryan, Jay	57	244	20	57	351	0	1	.000	22	50	.440	0	44	0.8	9	19	57	7	0	62	1.1
1998-99	Bryant, D.	14	31	3	9	.333	1	3	.333	1	4	.250	0	3	0.2	2	3	3	1	0	8	0.6
1955-57	Bryson, Ed	13	0	2	20	.100	0	0	.000	0	0	.000	0	8	0.6	0	0	12	0	0	4	0.3
1987-91	Buckley, Clay	86	439	51	85	600	0	0	.000	46	79	.582	27	88	1.0	12	25	44	13	6	148	1.7
1961-64	Buckley, Jay	85	0	352	617	571	0	0	.000	222	391	.568	0	714	8.4	0	0	0	0	0	926	10.9
2017-21	Buckmire, Mike	20	39	3	12	.250	0	1	.000	1	1	1.000	4	14	0.7	2	3	1	0	0	7	0.4
1999-03	Buckner, Andre	84	260	16	48	333	5	16	.313	18	35	.514	7	30	0.4	27	23	26	13	1	55	0.7
1955-56	Buhowsky, Tony	15	0	10	39	.256	0	0	.000	7	14	.500	0	33	2.2	0	0	28	0	0	27	1.8
1973-74	Burch, Edgar	23	0	72	180	.400	0	0	.000	13	20	.650	0	33	1.4	27	0	34	0	0	157	6.8
1971-74	Burdette, Jeff	57	0	22	84	.262	0	0	.000	15	41	.366	0	35	0.6	66	0	0	0	0	59	1.0
1997-99	Burgess, Chris	75	1061	150	266	564	3	12	.250	64	147	.435	106	268	3.6	49	62	125	44	58	367	4.9
1986-89	Burgin, George	38	91	11	19	.579	0	0	.000	6	21	.286	3	17	0.4	4	6	10	4	6	28	0.7
1991-92	Burt, Ron	19	38	3	11	.273	0	0	.000	4	4	1.000	0	2	0.1	8	4	3	1	1	10	0.5
1996-99	Caldbeck, Justin	29	71	5	13	.385	0	0	.000	3	8	.375	5	15	0.5	3	5	5	1	1	13	0.4
1998-01	Caldbeck, Ryan	34	74	2	15	.133	1	10	.100	3	7	.429	1	13	0.4	2	1	3	1	0	8	0.2
1959-61	Cantwell, John	35	0	50	129	.388	0	0	.000	14	24	.583	0	24	0.7	0	0	12	0	0	114	3.3
1993-97	Capel, Jeff	129	3774	580	1362	.426	220	553	.398	221	329	.672	124	390	3.0	433	328	270	110	18	1601	12.4
2019-20	Carey, Vernon	31	770	199	345	.577	8	21	.381	146	218	.670	83	272	8.8	30	63	85	22	49	552	17.8
1970-71	Carr, Judge	1	0	0	0	.000	0	0	.000	0	0	.000	0	1	1.0	0	0	0	0	0	0	0.0
1996-00	Carrawell, Chris	136	3540	542	1115	.486	62	172	.360	309	463	.667	211	608	4.5	309	231	206	105	114	1455	10.7
2017-18	Carter, Wendell Jr.	37	997	179	319	.561	19	46	.413	124	168	.738	109	335	9.1	74	75	105	30	76	501	13.5
1955-56	Cashman, Don	14	0	12	44	.273	0	0	.000	1	3	.333	0	15	1.1	0	0	9	0	0	25	1.8
2022-23	Catchings, Kale	10	32	4	9	.444	0	1	.000	0	3	.000	4	8	0.8	2	1	3	1	1	8	0.8
2001-02	Causey, Mark	12	47	4	10	.400	2	3	.667	3	6	.500	0	1	0.1	0	0	2	0	0	13	1.1
1965-69	Chapman, Warren	66	0	90	193	.466	0	0	.000	55	104	.529	0	216	3.3	1	0	28	0	0	235	3.6
1996-98	Chappell, Mike	68	901	143	342	.418	60	156	.385	57	103	.553	45	125	1.8	37	52	110	27	6	403	5.9
1972-76	Chili, Terry	65	336	108	162	.667	0	0	.000	48	106	.453	0	177	2.7	17	38	89	0	0	264	4.1
1972-74	Chinault, Neil	12	0	4	9	.444	0	0	.000	2	2	1.000	0	2	0.2	3	0	0	0	0	10	0.8
1995-02	Christensen, Matt	97	751	54	116	.466	0	0	.000	54	102	.529	94	189	1.9	16	34	143	20	35	162	1.7
1966-69	Claborn, C.B.	53	0	88	241	.365	0	0	.000	42	61	.689	0	100	1.9	19	0	54	0	0	218	4.1
1990-94	Clark, Marty	122	1668	224	465	.482	49	131	.374	150	187	.802	74	181	1.5	134	148	153	68	18	647	5.3
1955-58	Clement, Hayes	48	0	104	258	.403	0	0	.000	83	125	.664	0	221	4.6	0	0	111	0	0	291	6.1
2020-21	Coleman III, Henry	19	95	10	20	.500	0	1	.000	1	5	.200	13	26	1.4	3	5	5	3	6	21	1.1
1992-96	Collins, Chris	120	2875	357	867	.412	209	539	.388	168	236	.712	55	243	2.0	291	175	184	108	3	1091	9.1
1986-87	Colonna, Dave	2	2	0	0	.000	0	0	.000	0	0	.000	0	0	0.0	0	0	1	0	0	0	0.0
1972-74	Cook, Bob	16	0	9	22	.409	0	0	.000	0	0	.000	0	13	0.8	1	0	0	0	0	18	1.1
1987-90	Cook, Joe	47	285	28	67	.418	3	7	.429	23	33	.697	9	36	0.8	35	37	25	19	1	82	1.7
2011-15	Cook, Quinn	143	4033	534	1235	.432	236	629	.375	267	313	.853	53	379	2.7	509	201	264	151	9	1571	11.0
1979-80	Corrigan, Jim	9	22	1	1	1.000	0	0	.000	2	2	1.000	0	1	0.1	3	2	3	1	0	4	0.4
1960-63	Cox, Fred	7	0	3	4	.750	0	0	.000	1	2	.500	0	3	0.4	0	0	0	0	0	7	1.0
1961-64	Cox, Ray	39	0	13	31	.419	0	0	.000	7	14	.500	0	25	0.6	0	0	0	0	0	33	0.8
1973-77	Crow, Mark	87	1691	341	675	.505	0	0	.000	138	174	.793	0	346	4.0	116	137	225	23	8	820	9.4
1983-84	Crump, Vince	7	12	0	0	.000	0	0	.000	1	3	.333	0	1	0.1	0	1	0	0	0	1	0.1
2010-13	Curry, Seth	106	3080	439	999	.439	223	531	.420	293	355	.825	60	245	2.3	211	146	196	125	18	1394	13.2
2008-10	Czyz, Olek	19	112	10	25	.400	1	7	.143	2	6	.333	10	24	1.3	8	11	6	2	1	23	1.2
1953-54	D'Emilio, Rudy	27	0	138	380	.363	0	0	.000	81	123	.659	0	104	3.9	0	0	0	0	0	357	13.2
2005-10	Davidson, Jordan	55	101	4	13	.308	2	5	.400	8	14	.571	0	9	0.2	6	8	5	3	0	18	0.3
2003-05	Davidson, Patrick	29	51	0	5	.000	0	2	.000	4	4	1.000	0	5	0.2	0	2	4	1	0	4	0.1
1988-92	Davis, Brian	141	2789	326	701	.465	9	44	.205	291	424	.686	159	434	3.1	181	180	258	119	24	952	6.8
2009-14	Dawkins, Andre	142	2468	330	763	.433	231	568	.407	123	160	.769	32	226	1.6	66	88	200	61	13	1014	7.1
1982-86	Dawkins, Johnny	133	4749	1026	2019	.508	19	54	.352	485	614	.790	0	536	4.0	555	414	270	168	24	2556	19.2
1970-71	Dawson, Jeff	30	0	124	289	.429	0	0	.000	40	50	.800	0	53	1.8	29	46	45	0	0	288	9.6
1953-54	Decker, Marv	25	0	44	94	.468	0	0	.000	22	30	.733	0	110	4.4	0	0	0	0	0	110	4.4
2016-20	DeLaurier, Javin	114	1534	154	234	.658	2	16	.125	76	132	.576	165	430	3.7	33	54	165	44	50	386	3.4
2003-04	Deng, Luol	37	1149	210	442	.475	40	111	.360	98	138	.710	82	255	6.9	68	83	82	49	39	558	15.1
1977-81	Dennard, Kenny	117	3512	452	881	.513	0	0	.000	153	260	.588	0	671	5.7	232	115	383	174	32	1057	9.0
1968-71	Denton, Randy	84	0	693	1295	.535	0	0	.000	272	400	.680	0									

2010-14	Hairston, Josh.....	121	1139	97	220	.441	0	3	.000	56	87	.644	89	186	1.5	27	52	215	16	14	250	2.1
1976-78	Hall, Cameron.....	34	469	56	110	.509	0	0	.000	28	46	.609	0	67	2.0	24	30	86	9	20	140	4.1
1995-96	Hall, Jeremy.....	10	14	1	2	.500	0	0	.000	2	1	1.000	1	1	0.1	1	0	0	0	0	4	0.4
1976-79	Hardy, Rob.....	28	77	10	21	.476	0	0	.000	2	5	.400	0	12	0.4	5	2	21	5	0	22	0.8
1977-79	Harrell, John.....	63	1216	92	185	.497	0	0	.000	47	62	.758	0	53	0.8	98	0	111	43	4	231	3.7
1955-58	Harris, Bobby Joe.....	75	0	288	768	.375	0	0	.000	168	225	.747	0	253	3.4	0	0	200	0	0	744	9.9
1961-64	Harrison, Buzzy.....	83	0	284	586	.485	0	0	.000	107	150	.713	0	267	3.2	0	0	0	0	0	675	8.1
1963-64	Harscher, Frank.....	15	0	8	21	.381	0	0	.000	7	8	.875	0	5	0.3	0	0	0	0	0	23	1.5
1995-99	Heaps, Jay.....	30	69	2	6	.333	1	2	.500	3	10	.300	4	7	0.2	15	8	13	8	1	8	0.3
1982-86	Henderson, David.....	128	3325	586	1208	.485	9	33	.273	389	554	.702	0	513	4.0	263	327	332	151	10	1570	12.3
2006-09	Henderson, Gerald.....	103	2607	456	995	.458	69	210	.329	281	398	.706	124	435	4.2	182	191	179	101	69	1262	12.3
1986-90	Henderson, Phil.....	115	2885	510	1053	.484	128	320	.400	249	320	.778	88	330	2.9	217	245	225	129	20	1397	12.1
1962-65	Herbster, Ron.....	85	0	98	225	.436	0	0	.000	85	123	.691	0	105	1.2	0	0	0	0	0	281	3.3
1960-63	Heyman, Art.....	79	0	713	1580	.451	0	0	.000	558	853	.654	0	865	10.9	0	0	66	0	0	1984	25.1
1990-94	Hill, Grant.....	129	3922	745	1400	.532	44	117	.376	390	559	.698	203	769	6.0	461	319	316	218	133	1924	14.9
1989-93	Hill, Thomas.....	141	3462	590	1137	.519	95	246	.386	319	443	.720	174	488	3.5	177	189	264	194	49	1594	11.3
1972-76	Hodge, Willie.....	102	801	463	906	.511	0	0	.000	191	263	.726	0	605	5.9	100	82	287	0	0	1117	11.0
2013-14	Hood, Rodney.....	35	1150	191	412	.464	71	169	.420	109	135	.807	29	138	3.9	75	54	91	25	9	562	16.1
1999-04	Horvath, Nick.....	133	1194	124	277	.448	30	124	.242	69	111	.622	105	276	2.1	44	66	178	42	45	347	2.6
2021-24	Hubbard, Spencer.....	16	40	2	8	.250	1	5	.200	2	4	.500	0	5	0.3	2	3	3	1	0	7	0.4
1989-93	Hurley, Bobby.....	140	4802	513	1252	.410	264	652	.405	441	568	.776	54	306	2.2	1076	534	320	204	6	1731	12.4
1958-61	Hurt, Howard.....	80	0	420	1070	.393	0	0	.000	255	341	.748	0	575	7.2	0	0	144	0	0	1095	13.7
2019-21	Hurt, Matthew.....	55	1422	274	521	.526	98	233	.421	95	130	.731	84	266	4.8	61	54	134	32	39	741	13.5
2015-16	Ingram, Brandon.....	36	1246	214	484	.442	80	195	.410	116	170	.682	67	244	6.8	71	72	7	40	49	624	17.3
2010-11	Irving, Kyrie.....	11	302	55	104	.529	18	39	.462	64	71	.901	6	37	3.4	47	27	23	16	6	192	17.5
1982-83	Jackson, Bill.....	27	286	36	91	.396	5	9	.556	10	1	1.000	0	44	1.6	9	19	31	8	1	87	3.2
1967-70	Jackson, Doug.....	4	0	3	10	.300	0	0	.000	0	0	.000	0	4	1.0	0	0	0	0	0	6	1.5
2016-17	Jackson, Frank.....	36	896	133	281	.473	51	129	.395	77	102	.755	23	90	2.5	61	49	85	20	2	394	10.9
1996-01	James, Nate.....	135	2813	387	818	.473	111	331	.335	231	315	.733	221	500	3.7	147	199	222	147	27	1116	8.3
1961-63	Jamieson, Bob.....	30	0	19	32	.594	0	0	.000	12	24	.500	0	53	1.8	0	0	0	0	0	50	1.7
1953-54	Janicki, Bernie.....	27	0	140	385	.364	0	0	.000	84	122	.689	0	175	6.5	0	0	0	0	0	364	13.5
2012-17	Jefferson, Amile.....	150	3344	426	687	.620	0	0	.000	227	395	.575	361	944	6.3	142	139	339	88	138	1079	7.2
2015-17	Jeter, Chase.....	48	492	34	64	.531	0	0	.000	35	64	.547	43	104	2.2	10	36	90	10	26	103	2.1
1959-60	Johnson, C.B.....	1	0	0	0	.000	0	0	.000	0	0	.000	0	0	0.0	0	0	0	0	0	0	0.0
2021-22	John, Theo.....	38	425	46	76	.605	0	2	.000	15	24	.625	35	96	2.5	16	17	74	17	33	107	2.8
2022-23	Johns, Max.....	9	27	0	2	.000	0	0	.000	0	0	.000	1	4	0.4	2	2	2	2	0	0	0.0
2020-21	Johnson, Jalen.....	13	279	57	109	.523	8	18	.444	24	38	.632	20	79	6.1	29	33	29	15	16	146	11.2
2002-06	Johnson, Patrick.....	53	145	10	12	.833	0	0	.000	6	10	.600	13	35	0.7	6	5	27	1	5	26	0.5
2006-10	Johnson, Steve.....	18	34	2	4	.500	0	0	.000	3	5	.600	1	4	0.2	0	0	0	2	0	7	0.4
2021-22	Jones, Bates.....	27	144	13	34	.382	9	29	.310	4	4	1.000	13	29	1.1	11	6	11	2	3	39	1.4
2001-03	Jones, Dahntay.....	68	2025	351	724	.485	59	170	.347	214	289	.740	101	326	4.8	69	121	202	67	35	975	14.3
2013-17	Jones, Matt.....	143	3411	318	798	.398	170	459	.370	106	155	.684	118	310	2.2	196	113	267	147	17	912	6.4
2018-20	Jones, Tre.....	65	2258	294	702	.419	66	211	.313	155	202	.767	51	258	4.0	377	131	107	119	16	809	12.4
2014-15	Jones, Tyus.....	39	1322	135	324	.417	47	124	.379	144	162	.889	19	137	3.5	217	76	46	59	3	461	11.8
1957-59	Joyce, Marty.....	18	0	6	32	.188	0	0	.000	6	12	.500	0	14	0.8	0	12	0	0	0	18	1.0
1954-56	Kalbfus, Jack.....	38	0	112	260	.431	0	0	.000	67	111	.604	0	113	3.0	0	68	0	0	0	291	7.7
1958-62	Kast, Fred.....	57	0	102	296	.345	0	0	.000	39	60	.650	0	167	2.9	0	28	0	0	0	243	4.3
1968-71	Katherman, Rick.....	82	0	447	965	.463	0	0	.000	111	144	.771	0	362	4.4	65	41	186	0	0	1005	12.3
2021-22	Keels, Trevor.....	36	1088	147	351	.419	54	173	.312	65	97	.670	30	124	3.4	98	45	47	44	2	413	7.5
2009-13	Kelly, Ryan.....	126	2437	314	682	.460	102	269	.379	219	272	.805	141	465	3.7	117	104	237	73	133	949	7.5
2014-15	Kelly, Sean.....	10	12	0	1	.000	0	1	.000	0	0	.000	0	0	0.0	2	0	0	0	0	0	0.0
2015-17	Kenard, Luke.....	73	2275	378	620	.610	143	373	.383	248	286	.867	78	317	4.3	145	87	152	65	19	1147	15.7
1965-68	Kennedy, Joe.....	62	0	177	429	.413	0	0	.000	100	130	.769	0	265	4.3	0	0	0	0	0	454	7.3
1984-88	King, Billy.....	135	2823	234	464	.504	0	1	.000	134	280	.479	32	390	2.9	251	180	292	140	45	602	4.5
2007-08	King, Taylor.....	34	330	63	152	.414	43	114	.377	17	29	.586	23	68	2.0	14	19	32	11	14	186	5.5
1958-61	Kistler, Doug.....	81	0	388	864	.449	0	0	.000	156	240	.650	0	756	9.3	0	136	0	0	0	932	11.5
1962-65	Kitching, Brent.....	62	0	91	210	.433	0	0	.000	53	74	.716	0	103	1.7	0	0	0	0	0	235	3.8
1965-68	Kolodziej, Tim.....	60	0	130	300	.433	0	0	.000	157	207	.758	0	230	3.8	0	0	0	0	0	417	7.0
1987-91	Koubek, Greg.....	147	2064	252	591	.426	80	214	.374	133	183	.727	101	364	2.5	104	133	213	68	12	717	4.9
1972-75	Kramer, Pete.....	76	0	338	697	.485	0	0	.000	110	145	.759	0	253	3.3	117	0	0	0	0	786	10.3
1967-70	Kuhlmeier, Ray.....	29	0	38	91	.418	0	0	.000	15	19	.789	0	30	1.0	17	0	22	0	0	91	3.1
1953-54	Lacy, Rudy.....	26	0	49	112	.438	0	0	.000	60	96	.625	0	89	3.4	0	0	0	0	0	158	6.1
1988-92	Laettner, Christian.....	148	4048	834	1452	.574	79	163	.485	713	885	.806	313	1149	7.8	273	396	425	243	145	2460	16.6
1954-58	Lakata, Bob.....	68	0	156	397	.393	0	0	.000	119	181	.657	0	394	5.8	0	155	0	0	0	431	6.3
1954-55	Lamley, Herky.....	28	0	64	196	.327	0	0	.000	39	54	.722	0	134	4.8	0	51	0	0	0	167	6.0
1990-94	Lang, Antonio.....	135	3020	367	644	.570	0	3	.000	278	422	.659	273	586	4.3	90	198	305	68	106	1012	7.5
1994-99	Langdon, Trajan.....	136	3921	623	1380	.451	342	802	.426	386	448	.862	106	389	2.9	255	210	286	120	25	1974	14.5
1965-68	Lewis, Mike.....	84	0	542	973	.557	0	0	.000	332	437	.760	0	1061	12.6							

1955-58	Newcome, Jim	75	0	330	836	395	0	0	.000	156	256	.609	0	600	8.0	0	0	179	0	0	816	10.9
1993-97	Newton, Greg	107	1986	310	545	569	0	0	.000	192	315	.610	195	550	5.1	48	118	234	68	98	812	7.6
1976-77	Northrop, Geoff	12	44	6	14	429	0	0	.000	5	7	.714	0	8	0.7	2	6	12	2	0	17	1.4
2004-05	Novick, Tom	2	2	0	0	.000	0	0	.000	0	0	.000	0	0	0.0	0	0	0	0	0	0	0.0
2017-20	O'Connell, Alex	101	1164	157	359	437	73	202	.361	44	62	.710	49	182	1.8	62	67	56	53	6	431	4.3
1972-76	O'Connell, Dave	64	214	74	169	438	0	0	.000	35	67	.522	0	78	1.2	23	26	79	0	0	183	2.9
1970-72	O'Connor, Richie	47	0	237	543	436	0	0	.000	170	232	.733	0	236	5.0	90	99	95	0	0	644	13.7
2015-16	Obl, Sean	10	27	1	2	.500	0	0	.000	3	6	.500	6	10	1.0	0	2	8	0	1	5	0.5
2013-15	Ojeleye, Semi	23	143	12	32	.375	8	23	.348	14	18	.778	10	29	1.3	3	5	17	7	4	46	2.0
2014-15	Okafor, Jallil	38	1143	279	420	.664	0	0	.000	99	194	.510	134	322	8.5	49	95	81	29	54	657	17.3
2003-05	Pagliuca, Joe	14	22	0	3	.000	0	1	.000	0	0	.000	0	1	0.1	0	0	2	0	0	0	0.0
2013-17	Pagliuca, Nick	29	45	1	9	.111	1	7	.143	1	2	.500	4	10	0.3	3	1	5	1	0	4	0.1
1988-91	Palmer, Crawford	82	669	75	126	.595	0	0	.000	45	69	.652	43	151	1.8	13	48	114	19	32	195	2.4
2013-14	Parker, Jabari	35	1073	236	499	.473	38	106	.358	160	214	.748	105	306	8.7	41	81	83	37	43	670	19.1
1991-95	Parks, Cherokee	131	3463	629	1142	.551	34	102	.333	351	465	.755	263	874	6.7	103	206	270	93	231	1643	12.5
2005-09	Paulus, Greg	139	3752	376	907	.415	210	527	.398	231	298	.775	55	293	2.1	468	303	310	172	5	1193	8.6
2004-06	Perkins, Ross	11	17	1	3	.333	1	1	1.000	0	0	.000	0	2	0.2	0	1	2	0	0	3	0.3
1995-96	Perry, Baker	5	5	2	1	1.000	1	1	1.000	1	1	1.000	0	1	0.2	0	1	2	0	0	6	1.2
2009-11	Peters, Casey	17	25	0	0	.000	0	0	.000	0	0	.000	0	4	0.2	0	1	0	1	0	0	0.0
2012-16	Plumlee, Marshall	124	1778	155	233	.665	1	1	1.000	116	209	.555	199	476	3.8	59	68	192	46	101	427	3.4
2009-13	Plumlee, Mason	141	3641	525	914	.574	2	10	.200	332	569	.583	328	1085	7.7	213	280	347	113	199	1384	9.8
2008-12	Plumlee, Miles	135	2144	262	471	.556	1	1	1.000	125	200	.625	254	654	4.8	44	140	306	64	87	650	4.8
2005-09	Pocius, Marty	81	532	51	129	.395	19	76	.250	21	26	.808	16	45	0.6	32	43	59	19	1	142	1.8
1967-70	Posen, John	29	0	28	59	.475	0	0	.000	19	26	.731	0	35	1.2	23	0	24	0	0	75	2.6
2023-24	Power, TJ	26	181	17	51	.333	15	42	.357	6	7	.857	5	19	0.7	5	4	13	5	3	55	2.1
1994-98	Price, Ricky	112	2509	382	895	.427	90	273	.330	172	252	.683	105	310	2.8	112	174	202	72	18	1026	9.2
2022-24	Proctor, Tyrese	68	2030	235	586	.401	105	312	.337	98	119	.824	21	208	3.1	237	98	111	44	7	671	9.9
1960-61	Raksnis, Charlie	2	0	1	1	1.000	0	0	.000	1	1	1.000	0	1	0.5	0	0	2	0	0	3	1.5
2002-05	Randolph, Shavlik	92	1608	205	405	.506	12	42	.286	158	247	.604	174	394	4.3	56	97	257	70	129	580	6.3
1971-74	Redding, Chris	78	0	399	813	.491	0	0	.000	343	425	.807	0	473	6.1	44	0	0	0	0	1141	14.6
2018-19	Reddish, Cam	36	1068	154	432	.356	89	267	.333	88	114	.772	20	133	3.7	70	96	86	56	21	485	13.5
2002-06	Redick, J.J.	139	4732	825	1906	.433	457	1126	.406	662	726	.912	66	375	2.7	306	296	226	152	9	2769	19.9
2022-24	Reeves, Christian	16	57	10	14	.714	0	0	.000	5	8	.625	10	18	1.1	1	5	7	1	1	25	1.6
1964-67	Riedy, Bob	79	0	288	627	.459	0	0	.000	165	233	.708	0	535	6.8	0	0	0	0	0	741	9.4
1971-72	Righter, Ron	25	0	59	128	.461	0	0	.000	44	59	.746	0	78	3.1	5	0	0	0	0	162	6.5
2011-12	Rivers, Austin	34	1129	174	402	.433	58	159	.365	121	184	.658	21	115	3.4	71	79	76	33	1	527	15.5
2020-24	Roach, Jeremy	130	4006	521	1188	.439	165	465	.355	262	333	.787	69	314	2.4	402	230	284	118	10	1469	11.3
1956-59	Robertson, Jerry	68	0	103	285	.361	0	0	.000	64	121	.529	0	255	3.8	0	125	0	0	0	270	4.0
2016-20	Robinson, Justin	55	252	32	63	.500	19	47	.404	3	9	.333	9	43	0.8	10	11	32	7	30	86	1.6
1954-55	Rogers, Jimmy	6	0	0	9	.000	0	0	.000	3	4	.750	0	4	0.7	0	0	5	0	0	3	0.5
1954-56	Rosenthal, Richard	23	0	20	50	.400	0	0	.000	9	18	.500	0	23	1.0	0	0	5	0	0	49	2.1
1961-62	Salisbury, Steve	2	0	1	2	.500	0	0	.000	0	1	.000	0	0	0.0	0	0	0	0	0	2	1.0
1999-03	Sanders, Casey	124	1348	117	221	.529	0	0	.000	102	197	.518	150	316	2.5	27	85	235	29	120	336	2.7
1969-71	Saunders, Larry	56	0	191	319	.599	0	0	.000	123	176	.699	0	406	7.3	24	43	145	0	0	505	9.0
2020-22	Savarino, Michael	13	29	4	10	.400	4	9	.444	1	2	.500	2	6	0.4	0	2	1	1	0	13	1.0
2006-10	Scheyer, Jon	144	4759	586	1442	.406	297	780	.381	608	706	.861	148	522	3.6	440	211	229	208	30	2077	14.4
1960-63	Schmidt, Fred	65	0	173	371	.466	0	0	.000	61	73	.836	0	106	1.6	0	0	15	0	0	407	6.3
1955-58	Schmidt, Paul	67	0	193	425	.454	0	0	.000	173	273	.634	0	409	6.1	0	0	168	0	0	559	8.3
2022-23	Schutt, Jaden	14	98	10	28	.357	7	20	.350	2	4	.500	3	15	1.1	6	0	4	1	2	29	2.1
1953-54	Shabel, Fred	21	0	32	68	.471	0	0	.000	13	21	.619	0	18	0.9	0	0	0	0	0	77	3.7
1970-73	Shaw, Alan	82	0	263	480	.548	0	0	.000	218	300	.727	0	673	8.2	104	44	215	0	0	744	9.1
1997-01	Simpson, J.D.	79	225	11	46	.239	4	25	.160	15	24	.625	4	27	0.3	12	23	14	5	0	41	0.5
2007-11	Singler, Kyle	148	4887	814	1879	.433	267	736	.363	497	643	.773	360	1015	6.9	293	316	387	168	107	2392	16.2
1994-98	Singleton, Todd	42	101	13	26	.500	0	0	.000	10	17	.588	5	15	0.4	5	12	1	4	36	0.9	
1967-70	Smiley, Glen	8	0	6	13	.462	0	0	.000	2	5	.400	0	6	0.8	1	0	5	0	0	14	1.8
1985-89	Smith, John	120	2059	338	619	.546	26	54	.481	243	321	.757	40	358	3.0	54	160	219	66	20	945	7.9
2007-11	Smith, Nolan	143	3842	667	1490	.448	166	451	.368	411	514	.800	114	398	2.8	406	291	266	140	19	1911	13.4
1985-89	Snyder, Quin	136	3178	292	682	.428	108	303	.356	156	223	.700	13	260	1.9	585	316	341	185	59	848	6.2
1975-79	Spanarkel, Jim	114	4003	724	1374	.527	0	0	.000	564	700	.806	0	454	4.0	399	170	305	212	14	2012	17.6
2019-20	Stanley, Cassius	29	796	128	270	.474	31	86	.360	77	105	.733	54	141	4.9	30	55	63	20	21	364	12.6
2020-21	Steward, D.J.	24	739	113	265	.426	43	126	.341	43	53	.881	28	93	3.9	57	48	29	26	14	312	13.0
2023-24	Stewart, Sean	33	277	36	63	.571	0	0	.000	15	28	.536	44	104	3.2	7	13	51	17	16	87	2.6
1984-88	Strickland, Kevin	125	2338	411	827	.497	91	241	.378	182	231	.788	70	374	3.0	119	155	222	84	52	1095	8.8
1977-81	Suddath, Jim	113	1075	105	214	.491	0	0	.000	57	81	.704	0	148	1.3	73	49	132	43	11	267	2.4
1972-75	Suk, Bill	70	0	73	177	.412	0	0	.000	47	66	.712	0	134	1.9	42	0	0	0	0	193	2.8
2012-15	Sulaimon, Rasheed	90	2307	288	695	.414	115	294	.391	211	274	.770	39	244	2.7	184	108	192	73	4	902	10.0
2006-07	Sutton, Nick	1	2	0	0	.000	0	0	.000	0	0	.000	0	0	0.0	0	0	0	0	0	0	0.0
2000-01	Sweet, Andre	7	79	13	27	.481	1	5	.200	2	6	.333	8	18	2.6	4	6	6	1	29	4.1	
2020-21	Tape, Patrick	10	47	5	13	.385	0	0	.0													

1994-98	Wojciechowski, Steve	128	3263	198	517	383	141	387	364	150	205	732	74	291	2.3	505	202	286	203	0	687	5.4
2007-10	Worthington, Keenan	11	28	2	4	500	0	0	0.000	2	6	333	6	14	1.3	0	0	2	0	0	6	0.5
1969-72	Yarbrough, Stu	51	0	93	175	531	0	0	0.000	91	125	728	0	122	2.4	21	3	71	0	0	277	5.4
1974-76	Young, Ken	43	175	79	200	395	0	0	0.000	32	48	667	0	24	0.6	45	17	70	0	0	190	4.4
2022-24	Young, Ryan	72	1062	128	197	650	0	1	0.000	74	99	747	133	323	4.5	78	71	140	19	34	330	4.7
1958-61	Youngkin, Carroll	81	0	413	765	540	0	0	0.000	328	572	573	0	829	10.2	0	0	157	0	0	1154	14.2
2010-14	Zafirovski, Todd	20	41	2	7	286	0	0	0.000	1	4	250	1	6	0.3	1	1	6	1	1	5	0.3
1964-66	Zimmer, Bill	9	0	4	16	250	0	0	0.000	8	12	667	0	6	0.7	0	0	0	0	0	16	1.8
2006-10	Zoubek, Brian	133	1670	225	379	594	0	0	0.000	112	184	609	276	599	4.5	73	130	289	55	86	562	4.2

FLORIDA STATE

Year	Name	G	MIN	FG	FGA	PCT	3PT	3PA	PCT	FT	FTA	PCT	OR	TR	AVG	AST	TO	PF	ST	BK	PTS	AVG
2022-24	Adebisi, Sola	15	28	3	4	.750	0	0	.000	2	2	1.000	1	3	0.2	1	2	5	0	0	8	0.5
2007-10	Alabi, Solomon	77	1692	270	506	.534	0	1	.000	164	220	.575	162	415	5.4	28	128	158	39	159	704	9.1
2013-18	Allen, Brandon	75	323	33	73	.452	18	46	.391	6	6	1.000	10	33	0.4	16	22	48	10	4	90	1.2
2005-07	Allen, Jerel	65	928	101	250	.404	45	125	.360	23	36	.639	32	111	1.7	56	56	84	35	8	270	4.2
1998-00	Anderson, Damos	50	1499	267	489	.546	54	131	.412	95	142	.671	104	236	4.7	57	72	110	63	23	683	13.7
1999-02	Anderson, David	70	790	37	98	.378	0	0	.000	23	40	.575	49	143	2.0	9	23	63	4	55	97	1.4
2016-18	Angola, Braian	69	1365	187	439	.426	85	220	.386	135	164	.823	43	193	2.8	147	90	126	61	13	594	8.6
1998-02	Arrington, Delvon	118	3852	413	1014	.407	120	354	.339	227	315	.721	63	443	3.8	688	477	217	225	6	1173	9.9
1993-94	Azama, Curtis	3	7	0	1	.000	0	0	.000	0	0	.000	0	0	0.0	0	0	0	0	0	0	0.0
2015-17	Bacon, Dwayne	69	1987	418	930	.449	89	285	.312	214	292	.733	81	344	5.0	111	145	128	68	5	1139	16.5
1997-99	Baker, Terrell	61	1826	271	585	.463	76	237	.321	189	246	.768	89	265	4.3	148	159	203	139	13	807	13.2
2020-22	Ballard, Quincy	36	149	17	24	.708	0	0	.000	4	13	.308	14	33	0.9	2	10	20	2	17	38	1.1
2020-21	Barnes, Scottie	24	595	98	195	.503	11	40	.275	41	66	.621	35	96	4.0	98	59	52	35	11	248	10.3
2015-16	Beasley, Malik	34	1014	185	393	.471	55	142	.387	104	128	.813	44	180	5.3	51	59	75	32	6	529	15.6
2015-16	Bell, Benji	33	342	39	99	.394	23	54	.426	25	45	.556	8	34	1.0	29	22	29	10	0	126	3.8
2014-15	Berwick, Robbie	33	361	26	89	.292	19	63	.302	9	17	.529	9	34	1.0	22	18	42	12	1	80	2.4
2012-16	Bojanovsky, Boris	136	2254	244	423	.577	0	4	.000	195	282	.691	185	469	3.4	60	127	281	65	195	683	5.0
2007-08	Bolton, Jordan	4	5	1	4	.250	1	3	.333	0	0	.000	1	3	0.8	0	1	0	0	0	3	0.8
2012-16	Bookert, Devon	131	3567	359	856	.419	188	449	.419	214	270	.793	71	368	2.8	347	246	234	139	12	1120	8.5
2023-24	Bowen, Taylor Bol	31	338	37	80	.463	7	33	.212	16	24	.667	30	82	2.6	8	20	41	18	15	97	3.1
2001-02	Bracey, J.D.	22	254	32	95	.337	14	51	.275	11	16	.688	8	22	1.0	16	25	24	5	0	89	4.0
2012-16	Brandon, Montay	135	3509	311	669	.465	25	95	.263	252	409	.616	154	518	3.8	196	221	253	99	30	899	6.7
2005-08	Breeden, Cassan	66	590	76	171	.444	18	58	.310	38	51	.745	27	84	1.3	24	48	92	25	14	208	3.2
1994-98	Brower, Geoff	64	916	134	305	.439	58	168	.345	51	74	.689	25	89	1.4	61	71	79	29	1	377	5.9
2022-24	Brown, Michael	5	5	0	1	.000	0	1	.000	1	2	.500	0	1	0.2	0	0	0	0	0	1	0.2
1993-94	Bryant, Nick	9	82	2	8	.250	1	3	.333	15	17	.882	1	3	0.3	7	8	7	5	0	20	2.2
2021-22	Butler, John	31	586	69	166	.416	33	84	.393	11	25	.440	21	100	3.2	23	26	61	13	36	182	5.9
2020-21	Calhoun, Sardaar	25	356	49	116	.422	23	58	.397	12	14	.857	7	36	1.4	14	19	19	13	2	133	5.3
2002-04	Callier, Benson	30	164	16	48	.333	6	13	.462	10	16	.625	10	38	1.3	4	18	25	8	2	48	1.6
1992-95	Carroll, Derrick	60	1069	147	353	.416	77	213	.362	40	57	.702	44	159	2.7	54	74	53	22	8	411	6.9
1991-93	Cassell, Sam	66	2344	440	920	.478	108	295	.366	223	304	.734	87	293	4.4	289	190	218	153	18	1211	18.3
1997-00	Chiebek, Matt	59	274	22	73	.301	15	45	.333	11	16	.688	5	29	0.5	35	43	22	3	0	70	1.2
2021-23	Cleveland, Matthew	59	1868	290	647	.448	27	94	.287	141	226	.624	85	355	6.0	88	104	115	45	38	748	12.7
2014-19	Cofer, Phil	133	2869	358	780	.459	89	243	.366	172	260	.662	146	487	3.7	69	139	177	39	36	977	7.3
1993-97	Collins, James	112	3678	645	1433	.450	255	686	.372	248	365	.679	203	499	4.5	283	269	292	191	37	1793	16.0
1993-94	Cooper, Andre	7	90	12	30	.400	1	6	.167	4	9	.444	5	11	1.6	8	9	12	6	1	29	4.1
2022-24	Corhen, Cameron	60	1360	210	358	.587	8	32	.250	100	136	.735	101	223	3.7	33	63	147	37	20	528	8.8
1998-01	Crawford, Adrian	75	1919	244	658	.371	135	375	.360	85	135	.630	41	175	2.3	143	137	132	36	5	708	9.4
2000-02	Cummings, Monte	57	1543	260	524	.496	16	50	.320	209	279	.749	82	203	3.6	99	100	118	49	11	745	13.1
1994-96	Curry, Avery	51	957	84	252	.333	38	120	.317	54	87	.621	72	158	3.1	62	52	96	44	9	260	5.1
1998-99	Daniels, Brock	3	7	0	3	.000	0	0	.000	2	2	1.000	1	2	0.7	0	0	1	0	0	2	0.7
1996-98	Deas, Devonaire	52	487	43	116	.371	10	33	.303	24	39	.615	8	61	1.2	88	79	59	36	2	120	2.3
2007-10	DeMercy, Jordan	87	1285	84	204	.412	17	67	.254	43	69	.623	53	180	2.1	90	106	122	60	23	228	2.6
1998-02	Dixon, Antwuan	109	2268	235	533	.441	83	243	.342	125	179	.698	159	415	3.8	95	129	208	61	19	678	6.2
1999-02	Dixon, Nigel	85	1116	185	384	.482	0	0	.000	103	219	.470	180	384	4.5	7	136	195	16	7	473	5.6
1991-93	Dobard, Rodney	64	1946	308	518	.595	0	3	.000	107	170	.629	158	409	6.4	82	129	174	61	157	723	11.3
1991-92	Donald, Ray	21	133	10	28	.357	0	2	.000	5	6	.833	9	18	0.9	7	8	17	3	0	25	1.2
2006-09	Douglas, Toney	99	3349	560	1251	.446	178	473	.376	357	443	.806	76	327	3.3	287	255	219	188	34	1655	16.7
2008-12	Dulkys, Deividias	131	2804	299	779	.384	203	572	.355	75	106	.708	80	287	2.2	141	160	252	138	48	876	6.7
2005-09	Echefe, Uche	131	2677	294	672	.438	66	213	.310	264	331	.798	180	613	4.7	61	201	312	84	68	918	7.0
1991-93	Edwards, Doug	61	2161	421	809	.520	18	78	.231	220	300	.733	236	561	9.2	171	174	197	91	85	1080	17.7
2004-05	Engstrom, Ben	4	9	2	3	.667	0	0	.000	0	0	.000	0	0	0.0	1	0	0	0	0	4	1.0
2019-22	Evans, RayQuan	80	1662	140	352	.398	34	96	.354	116	141	.823	27	151	1.9	161	98	87	60	20	430	5.4
2002-03	Fells, Oren	8	15	0	1	.000	0	0	.000	0	5	.000	2	3	0.4	0	1	1	1	0	0	0.0
2021-24	Fletcher, Cam'Ron	46	873	136	313	.435	41	120	.342	40	58	.690	63	210	4.6	44	75	85	48	15	353	7.7
2016-20	Forrest, Trent	137	3470	390	844	.462	27	109	.248	336	449	.748	138	562	4.1	455	260	205	224	44	1143	8.3
2023-24	Gainey, Jaylan	28	298	32	51	.627	0	0	.000	13	28	.464	17	56	2.0	3	15	26	8	20	77	2.8
2002-06	Galloway, Todd	123	2821	236	566	.417	92	256	.359	158	245	.645	30	236	1.9	356	252	248	129	6	722	5.9
2008-12	Gibson, Xavier	124	1611	237	485	.489	12	48	.250	119	189	.630	138	377	3.0	40	156	221	39	100	605	4.9
2012-14	Gilchrist, Robert	61	683	68	153	.444	4	17	.235	14	39	.359	33	95	1.6	10	48	64	15	26	154	2.5
2002-04	Gordon, Emanuel	9	16	3	5	.600	2	3	.667	0	0	.000	1	2	0.2	1	2	2	0	0	8	0.9
1993-94	Grabuloff, David	8	42	2	8	.250	0	2	.000	3	4	.750	3	8	1.0	6	3	4	1	2	7	0.9
1991-94	Graham, Chuck	55	1426	246	572	.430	68	197	.345	113	143	.790	76	190	3.5	47	91	129	48	2	673	12.2.2</

2008-12	Loucks, Luke	136	2673	193	504	383	88	271	325	121	178	.680	38	302	2.2	391	249	275	119	18	595	4.4
1994-98	Louis, Corey	107	3021	447	925	483	1	4	250	232	371	.625	300	755	7.1	67	180	287	66	197	1127	10.5
2000-02	Lowery, Ryan	32	261	6	29	207	3	14	214	2	3	.667	6	25	0.8	45	28	22	7	0	17	0.5
1993-97	Luchman, Kirk	111	2225	288	538	535	0	0	.000	176	258	.682	227	552	5.0	62	118	337	91	72	752	6.8
2015-19	Mann, Terance	140	3639	505	915	552	54	165	.327	258	385	.670	266	710	5.0	269	191	284	112	34	1322	9.4
2000-04	Mathews, Mike	115	1521	175	380	461	0	0	.000	98	163	.601	76	241	2.1	21	100	235	27	118	448	3.9
1998-00	Mathis, Emanuel	42	200	30	89	337	17	54	.315	21	29	.724	11	31	0.7	11	19	33	3	1	98	2.3
2023-24	Mbatch, Waka	2	3	0	0	.000	0	0	.000	0	0	.000	0	0	0.0	0	1	1	0	0	0	0.0
1995-96	McClendon, Kelvin	9	112	9	28	.321	2	6	.333	7	15	.467	6	19	2.1	3	5	6	5	0	27	3.0
2021-23	McLeod, Naheem	46	567	81	136	.596	0	0	.000	26	57	.456	59	112	2.4	5	22	48	2	40	188	4.1
2001-02	McPherson, Adrian	3	5	1	2	.500	1	1	1.000	1	2	1.000	0	0	0.0	0	0	1	1	0	5	1.7
2017-21	Miles, Will	27	47	3	16	.188	0	1	.000	1	2	.500	2	4	0.1	4	5	7	2	0	7	0.3
2022-24	Miller, Baba	48	1077	119	262	.454	31	110	.282	47	89	.528	48	217	4.5	58	72	128	36	44	316	6.6
2010-14	Miller, Ian	108	2361	324	807	.401	146	409	.357	183	227	.806	37	212	2.0	193	194	184	89	3	977	9.0
1991-92	Miller, Ron	11	48	6	17	.353	2	8	.250	3	5	.600	2	6	0.5	1	2	3	3	0	17	1.5
2021-23	Mills, Caleb	58	1630	257	611	.421	60	187	.321	171	203	.842	28	158	2.7	173	123	120	82	32	745	12.8
2004-08	Mims, Ralph	128	2367	222	567	.392	89	254	.350	226	284	.796	75	303	2.4	205	170	128	126	24	759	5.9
2000-03	Moran, Nathan	15	30	0	9	.000	0	6	.000	3	4	.750	1	2	0.1	3	1	5	5	2	3	0.2
2009-13	Moreau, Joey	29	36	4	15	.267	4	12	.333	10	10	1.000	1	3	0.1	0	2	3	1	0	2	0.8
1998-99	Morris, Aaron	4	8	0	4	.000	0	1	.000	2	2	1.000	0	0	0.0	0	0	0	0	0	2	0.5
2022-23	Morris, R.J.	4	6	0	1	.000	0	0	.000	0	0	.000	0	2	0.5	0	2	0	0	0	0	0.0
1998-00	Mott, Justin	59	882	32	89	.360	0	0	.000	33	59	.559	76	170	2.9	14	48	138	20	18	97	1.6
1994-98	Mulligan, Kyle	32	146	16	42	.381	1	3	.333	13	27	.481	12	19	0.6	5	16	17	0	2	46	1.4
2000-01	Murray, Pete	5	5	0	1	.000	0	0	.000	0	2	.000	1	2	0.4	0	1	1	0	0	0	0.0
1993-94	Nasworthy, Jay	2	4	2	2	1.000	0	0	.000	0	0	.000	1	1	0.5	0	1	0	0	0	4	2.0
2020-22	Ngom, Tanor	43	395	61	100	.610	2	13	.154	44	53	.831	32	86	2.0	4	38	78	8	29	169	3.9
2018-19	Nichols, David	35	624	77	199	.387	35	110	.318	34	49	.694	9	59	1.7	59	49	77	23	2	223	6.4
2023-24	Nickleberry, Josh	32	299	25	71	.352	13	50	.260	18	27	.667	4	30	0.9	7	13	20	6	2	81	2.5
2017-18	Obiagu, Ike	34	364	33	57	.579	0	0	.000	12	38	.316	33	87	2.6	2	25	60	7	71	78	2.3
2007-08	O'Donnell, Ben	8	8	1	4	.250	1	3	.333	0	0	.000	0	0	0.0	3	5	1	0	3	0.4	
2012-17	Ojo, Michael	131	1282	126	239	.527	0	0	.000	99	174	.569	122	325	2.5	25	96	211	23	78	351	2.7
2019-20	Olejniczak, Dominik	29	308	55	90	.611	0	0	.000	13	19	.684	33	66	2.3	4	26	46	9	16	123	4.2
1999-00	Osborne, Levi	3	2	0	0	.000	0	0	.000	1	2	.500	0	1	0.3	1	0	0	0	0	1	0.3
2019-22	Osborne, Malik	72	1551	165	380	.434	60	166	.361	108	141	.766	130	380	5.3	36	58	130	50	34	498	6.9
2003-04	Penny, Romone	6	10	0	2	.000	0	1	.000	4	6	.667	0	2	0.3	1	1	0	1	0	4	0.7
2011-12	Peterson, Jeff	34	535	42	99	.424	6	27	.222	17	31	.548	5	53	1.6	61	61	47	21	1	107	3.1
2002-04	Pickett, Tim	62	1944	352	863	.408	194	529	.367	140	172	.814	64	314	5.1	130	141	169	164	22	1038	16.7
1997-99	Pierre, Gibson	10	18	1	1	1.000	0	0	.000	0	0	.000	0	4	0.4	1	4	4	0	0	2	0.2
2017-22	Polite, Anthony	107	2194	242	555	.436	105	301	.349	120	162	.741	110	369	3.4	152	120	170	121	30	709	6.6
1996-97	Polley, Tommy	1	3	0	1	.000	0	0	.000	0	0	.000	0	0	0.0	0	0	0	0	0	0	0.0
1991-93	Porter, Scott	4	5	0	3	.000	0	0	.000	0	0	.000	0	1	0.3	0	0	0	0	0	0	0.0
2010-13	Portuondo, Rafael	16	19	3	8	.375	1	5	.200	3	4	.750	1	2	0.1	1	7	6	1	0	10	0.6
2017-22	Prieto, Harrison	48	335	44	77	.571	11	24	.458	5	15	.333	29	59	1.2	6	9	36	7	9	104	2.2
2014-17	RathanMayes, Xavier	100	3047	430	1014	.424	127	432	.294	249	374	.666	51	317	3.2	451	256	213	101	4	1236	12.4
1991-95	Reid, Andre	89	1664	166	340	.488	0	2	.000	83	156	.532	179	419	4.7	29	119	278	30	127	415	4.7
2006-10	Reid, Ryan	126	2539	236	477	.495	1	1	1.000	151	250	.604	213	490	3.9	85	206	244	68	71	624	5.0
2004-08	Rich, Jason	129	3594	510	1096	.465	59	197	.299	236	308	.766	127	423	3.3	224	251	306	133	33	1315	10.2
2001-05	Richardson, Anthony	119	2377	352	815	.432	63	207	.304	223	289	.772	160	475	4.0	124	156	163	95	84	990	8.3
1992-94	Robinson, Maurice	59	986	126	238	.529	0	0	.000	55	98	.561	76	220	3.7	15	64	95	10	8	307	5.2
2004-06	Romero, Diego	61	916	79	147	.537	14	33	.424	62	100	.620	44	157	2.6	27	50	92	20	15	234	3.8
2009-11	Rutledge, Andrew	8	12	2	8	.250	1	3	.333	0	0	.000	0	3	0.4	0	1	1	0	0	5	0.6
2016-19	Savoy, P.J.	92	1144	173	459	.377	142	393	.363	69	91	.758	16	105	1.1	40	56	87	33	6	557	6.1
2014-16	Saxton, Michael	14	34	8	17	.471	4	10	.400	0	0	.000	0	11	0.8	0	1	2	1	0	20	1.4
1997-99	Shabazz, Karim	37	672	75	146	.514	0	0	.000	60	128	.469	73	160	4.3	10	57	70	15	52	210	5.7
2009-13	Shannon, Terrance	72	982	138	304	.454	0	0	.000	98	168	.583	92	236	3.3	32	96	139	42	29	374	5.2
1997-98	Sheffield, Alton	3	5	1	2	.500	0	0	.000	0	0	.000	0	0	0.0	0	0	0	0	0	2	0.7
1992-96	Shepherd, Scott	89	845	86	241	.357	46	135	.341	89	119	.748	37	98	1.1	100	76	74	36	1	307	3.4
1997-00	Simmons, Oliver	82	1601	171	373	.458	9	26	.346	80	137	.584	126	287	3.5	31	72	173	36	28	431	5.3
2023-24	Simpson, Jason	1	1	0	0	.000	0	0	.000	0	0	.000	0	0	0.0	0	0	0	0	0	0	0.0
2008-11	Singleton, Chris	95	2761	336	802	.419	104	315	.330	199	336	.592	189	586	6.2	140	227	290	180	136	975	10.3
1998-99	Skwara, Andrew	2	2	0	0	.000	0	0	.000	0	0	.000	0	0	0.0	0	0	1	0	0	0	0.0
2013-17	Smith, Jarquez	136	1325	239	469	.510	17	70	.243	117	172	.680	125	363	2.7	39	130	269	32	123	612	4.5
1995-97	Sparks, Gentry	25	196	25	51	.490	3	8	.375	11	21	.524	12	42	1.7	8	22	44	4	3	64	2.6
2009-13	Snaer, Michael	134	3871	529	1243	.426	196	513	.382	306	391	.783	94	456	3.4	268	327	283	119	42	1560	11.6
2006-07	Soto, Josue	13	54	4	11	.364	0	4	.000	1	4	.250	2	10	0.8	3	2	4	2	0	9	0.7
2011-12	Space, Antwan	10	30	3	11	.273	0	3	.000	1	1	1.000	2	7	0.7	1	1	5	0	0	7	0.7
2021-23	Spainhour, Isaac	15	26	4	14	.286	2	10	.200	0	0	.000	0	4	0.3	1	2	2	2	0	10	0.7
2023-24	Spears, Primo	24	545	93	237	.392	16	60	.267	52	68	.765	7	38	1.6	51	46	32	29	0	254	10.6
1991-95	Sura, Bob	119	3999	731	1626	.450	214	640	.334	454	696	.652	254	714	6.0	435	405	297	209	36	2130	17.9
2004-08	Swann, Isaiah	1																				

2005-09	Aminu, Alade.....	105	1786	300	563	.533	0	1	.000	113	189	.598	173	478	4.6	53	118	193	66	10	713	6.8
1989-91	Anderson, Kenny.....	65	2488	561	1185	.473	113	302	.374	262	333	.787	113	364	5.6	454	252	135	168	5	1497	23.0
2006-09	Anderson, Ty.....	10	27	3	8	.375	0	3	.000	0	2	.000	3	4	0.4	0	3	2	1	0	6	0.6
1996-01	Babul, Jon.....	100	2153	140	382	.366	15	67	.224	133	207	.643	188	402	4.0	108	137	238	48	38	428	4.3
2022-23	Bagatskis, Freds Pauls.....	9	25	3	8	.375	2	6	.333	0	0	.000	0	0	0.0	0	0	3	0	0	8	0.9
1990-94	Balanis, Rod.....	34	95	13	31	.419	1	9	.111	7	9	.778	5	16	0.5	11	11	9	0	1	34	1.0
2018-20	Banks III, James.....	62	1858	234	429	.545	0	1	.000	151	231	.654	168	475	7.6	76	132	201	47	154	619	10.0
1993-95	Barbic, Yann.....	23	152	19	48	.396	5	19	.263	8	13	.615	12	29	1.3	16	26	23	7	0	51	2.2
1989-94	Barnes, Darryl.....	63	385	37	84	.440	66	170	.388	13	26	.500	21	79	1.3	10	23	28	4	33	87	1.4
1992-96	Barry, Drew.....	117	3910	409	915	.447	179	485	.369	256	329	.778	76	482	4.1	724	366	210	193	41	1253	10.7
1990-92	Barry, Jon.....	65	2319	381	873	.436	176	474	.371	142	201	.706	63	262	4.0	317	188	147	124	24	1080	16.6
2005-10	Bell, DeAndre.....	124	2349	214	505	.424	33	101	.327	121	164	.738	73	232	1.9	163	171	278	123	31	582	4.7
1991-95	Best, Travis.....	124	4504	703	1540	.456	258	656	.393	393	486	.809	66	382	3.1	692	324	311	217	15	2057	16.6
1987-88	Boisvert, Dave.....	9	27	4	10	.400	0	0	.000	0	3	.000	0	12	1.3	4	0	6	1	0	8	0.9
2011-15	Bolden, Chris.....	86	1997	209	591	.354	97	312	.311	45	67	.672	24	184	2.1	102	100	156	59	10	560	6.5
2002-03	Bosh, Chris.....	31	960	168	300	.560	22	45	.489	127	174	.730	95	278	9.0	38	72	73	30	67	485	15.6
2019-23	Boyd, Coleman.....	14	17	3	9	.333	2	7	.286	0	0	.000	0	2	0.1	5	1	3	1	0	8	0.6
1981-83	Bradford, Maurice.....	51	582	147	310	.474	0	1	.000	89	158	.563	0	214	4.2	96	78	175	23	10	383	7.5
1994-97	Brennan, Bryan.....	32	67	14	43	.326	4	18	.222	6	8	.750	6	9	0.3	5	4	6	3	1	38	1.2
1988-89	Brittain, Maurice.....	32	653	60	97	.619	0	0	.000	23	31	.742	0	146	4.6	43	39	83	10	16	143	4.5
2019-21	Broadway, Niko.....	5	6	1	3	.333	0	0	.000	0	0	.000	2	4	0.8	1	0	2	0	0	2	0.4
2000-04	Brooks, Robert.....	111	1286	100	217	.461	0	0	.000	44	74	.595	97	288	2.6	56	78	143	55	52	244	2.2
2017-18	Brown, Jon.....	3	5	0	0	.000	0	0	.000	0	2	.000	0	0	0.0	0	1	1	0	0	0	0.0
1988-90	Brown, Karl.....	67	1643	64	187	.342	18	62	.290	90	133	.677	0	111	1.7	233	98	153	69	3	236	3.5
2003-05	Bynum, Will.....	62	1489	220	545	.404	83	255	.325	165	216	.764	28	145	2.3	154	132	128	60	1	688	11.1
1981-84	Byrd, Anthony.....	79	920	248	481	.516	23	57	.404	96	125	.768	0	169	2.1	85	50	155	65	7	615	7.8
2005-09	Cage, Gary.....	10	33	1	3	.333	1	2	.500	2	3	.667	0	1	0.1	4	4	0	1	0	5	0.5
1985-86	Carr, Michael.....	5	20	3	6	.500	0	0	.000	1	2	.500	0	3	0.6	1	0	2	0	0	7	1.4
2012-14	Carter, Robert.....	54	1433	221	485	.456	32	117	.274	95	149	.638	103	401	7.4	56	91	118	39	57	569	10.5
1996-97	Cassidy, Omar.....	7	24	0	2	.000	0	2	.000	0	1	.000	0	0	0.0	6	4	2	2	0	0	0.0
2007-08	Causey, Matt.....	30	538	72	171	.421	36	85	.424	37	49	.755	8	45	1.5	111	72	82	29	1	217	7.2
1987-88	Christian, Michael.....	9	159	15	42	.357	7	13	.538	4	7	.571	0	22	2.4	25	16	13	3	2	41	4.6
2023-24	Claude, Tyzhau.....	32	557	51	103	.495	1	7	.143	49	74	.662	78	165	5.2	22	25	65	9	14	152	4.8
2005-09	Clinch, Lewis.....	93	2419	377	928	.406	176	481	.366	118	177	.667	71	238	2.6	175	191	198	66	9	1048	11.3
1980-82	Cole, Dave.....	28	164	21	47	.447	0	0	.000	22	38	.579	0	44	1.6	2	27	35	2	4	64	2.3
2017-20	Cole, Evan.....	69	994	103	225	.458	14	63	.222	51	89	.573	62	205	3.0	31	56	112	24	23	271	3.9
2021-24	Coleman, Deebo.....	92	2287	224	579	.387	132	373	.354	92	136	.676	48	223	2.4	81	70	186	68	19	672	7.3
1998-00	Collier, Jason.....	55	1824	331	723	.458	63	174	.362	214	294	.728	129	458	8.3	85	184	167	38	67	939	17.1
2014-15	Cox, Demarco.....	31	826	116	229	.507	0	0	.000	40	81	.494	76	188	6.1	19	44	69	14	28	272	8.8
2008-12	Craig, Derek.....	23	80	8	26	.308	3	17	.176	2	2	1.000	1	9	0.4	6	6	4	0	21	0.9	
2006-07	Crittendon, Javaris.....	32	1003	158	351	.450	36	101	.356	108	138	.783	28	119	3.7	184	124	67	65	2	460	14.4
1997-98	Culbreth, Bert.....	5	19	2	9	.222	1	6	.167	0	0	.000	0	3	0.6	0	1	2	0	1	5	1.0
2021-23	Daniels, Braydon.....	7	8	0	2	.000	0	1	.000	0	2	.000	1	4	0.6	1	0	1	0	0	0	0.0
1983-87	Dalrymple, Bruce.....	126	4331	614	1269	.484	12	45	.267	348	488	.713	0	744	5.9	446	235	392	227	13	1588	12.6
2004-05	Davis, Tyler.....	4	4	0	1	.000	0	1	.000	0	0	.000	0	0	0.0	0	0	0	0	0	0	0.0
2018-22	Devoe, Michael.....	117	2919	594	1313	.452	223	568	.393	293	398	.736	63	479	4.1	361	321	232	153	38	1704	14.6
2005-07	Diaw, Paco.....	27	161	8	22	.364	1	2	.500	7	10	.700	10	28	1.0	25	22	24	5	4	24	0.9
2004-07	Dickey, RaSean.....	89	1806	301	501	.601	1	4	.250	172	247	.696	149	453	5.1	52	183	211	60	96	775	8.7
2019-21	Didenko, David.....	13	34	1	10	.100	1	9	.111	0	0	.000	1	8	0.6	0	1	0	1	1	3	0.2
1988-91	Domalik, Brian.....	57	409	28	88	.318	22	64	.344	15	29	.517	7	24	0.4	43	46	26	8	0	93	1.6
2023-24	Dowuana, Ebenezer.....	18	173	9	21	.429	0	0	.000	0	2	.000	14	25	1.4	2	8	23	1	5	18	1.0
2012-15	Doyle, Brooks.....	19	72	4	15	.267	2	10	.200	2	4	.500	0	7	0.4	3	3	11	0	0	12	0.6
2001-05	Elder, B.J.....	122	3130	587	1376	.427	222	600	.370	220	293	.751	127	303	2.5	196	216	288	106	12	1616	13.2
1993-97	Eisma, Eddie.....	122	3200	368	669	.550	2	5	.400	166	281	.591	342	765	6.3	92	182	326	90	180	904	7.4
2001-03	Ewing, David.....	13	17	2	4	.500	0	0	.000	0	0	.000	0	4	0.3	0	1	4	0	0	4	0.3
2009-10	Favors, Derrick.....	36	989	179	293	.611	0	1	.000	90	143	.629	108	303	8.4	37	90	94	32	74	448	12.4
2006-08	Faye, Mouhammad.....	35	416	51	131	.389	10	45	.222	17	36	.472	35	86	2.4	26	42	57	21	14	129	3.7
1999-01	Fein, Shaun.....	60	1742	246	598	.411	140	368	.380	86	126	.683	41	190	3.2	168	101	112	57	7	718	12.0
1984-88	Ferrell, Duane.....	127	3999	720	1340	.537	10	29	.345	368	502	.733	0	680	5.4	289	217	316	119	52	1818	14.3
1996-00	Floyd, Jason.....	121	2808	363	932	.389	169	522	.324	120	155	.774	152	377	3.1	150	184	208	79	34	1015	8.4
1984-87	Ford, Antoine.....	98	1375	109	239	.456	0	0	.000	63	96	.656	0	276	2.8	50	70	215	18	87	281	2.9
2008-12	Foreman, Nick.....	106	928	49	115	.426	19	49	.388	27	39	.692	38	96	0.9	34	25	139	32	10	144	1.4
1991-95	Forrest, James.....	114	3775	812	1614	.503	3	18	.167	351	506	.694	268	846	7.4	181	237	323	115	88	1978	17.4
2022-23	Franklin, Ja'von.....	32	874	127	215	.591	3	3	.000	56	86	.651	102	259	8.1	69	40	70	46	52	310	9.7
2004-06	Frederick, Zam.....	47	934	121	310	.390	33	105	.314	54	75	.720	17	83	1.8	125	107	90	28	3	329	7.0
1990-93	Gaddy, James.....	17	43	6	19	.316	1	2	.500	0	0	.000	5	9	0.5	7	4	3	3	0	13	0.8
2023-24	Gapare, Tafara.....	29	527	52	150	.347	10	59	.169	34	50	.680	23	101	3.5	24	27	54	10	33	148	5.1
1981-82	Gardner, Scott.....	11	0	2	5	.400	0	0	.000	0	3	.000	0	3	0.3	0						

1982-85	Joseph, Yvon	65	1934	288	525	549	0	0	.000	182	257	.708	0	446	6.9	54	159	187	37	17	758	11.7
1995-99	Kelly, Ashley	34	187	12	32	375	1	2	.500	10	15	.667	15	36	1.1	4	16	15	9	6	35	1.0
1992-96	Kelly, John	37	76	8	18	444	4	12	.333	7	16	.438	2	9	0.2	10	10	6	3	0	27	0.7
2022-24	Kelly, Miles	95	2522	365	931	392	184	525	.350	143	182	.786	48	330	3.3	117	131	179	64	13	1057	11.1
1996-99	Kincaid, Kevin	14	19	1	3	333	0	0	.000	1	2	.500	1	6	0.4	1	1	1	0	0	3	0.2
1980-81	Kowalski, Dave	27	530	50	111	450	0	0	.000	13	26	.500	0	71	2.6	28	49	63	12	2	113	4.2
1998-01	LaBarrie, Darryl	72	783	113	262	431	24	83	.289	36	57	.632	39	97	1.3	62	72	62	36	0	286	4.0
2014-18	Lammers, Ben	124	3107	431	860	507	3	12	.250	190	271	.701	244	774	6.2	150	131	222	98	254	1055	8.5
2000-02	Lane, Halston	61	969	126	328	384	64	176	.364	78	102	.765	46	154	2.5	57	71	134	29	5	394	6.5
2007-10	Lawal, Gani	99	2403	446	814	548	0	3	.000	275	498	.552	268	712	7.2	43	211	240	59	127	1167	11.8
1980-81	Lee, Henry	17	141	10	36	278	0	0	.000	10	12	.833	0	19	1.1	4	8	10	1	0	30	1.8
2000-04	Lewis, Marvin	130	3663	468	1113	420	239	623	.384	221	263	.840	170	471	3.6	221	195	270	125	19	1396	10.7
1980-82	Lyon, Stu	48	909	109	242	450	0	0	.000	48	61	.787	0	79	1.6	80	118	88	27	3	266	5.5
1996-98	Machado, Pablo	48	397	29	58	500	0	0	.000	24	46	.522	28	68	1.4	24	28	47	6	14	82	1.7
1989-93	Mackey, Malcolm	130	4141	708	1299	545	0	3	.000	318	512	.621	476	1205	9.3	141	265	393	60	199	1734	13.3
1994-98	Maddox, Michael	126	3639	496	1079	460	133	353	.377	178	277	.643	232	687	5.5	172	251	378	102	93	1303	10.3
1979-80	Mann, John	26	899	50	107	467	0	0	.000	10	20	.500	0	84	3.2	41	43	79	30	4	110	4.2
1982-86	Mansell, Jack	68	329	29	83	349	0	2	.000	24	32	.750	0	71	1.0	11	20	38	11	10	82	1.2
1995-96	Marbury, Stephen	36	1345	235	514	457	88	238	.370	121	164	.738	34	113	3.1	161	115	83	63	4	679	18.9
1984-88	Martinson, John	50	173	9	23	391	0	2	.000	22	35	.629	0	9	0.2	16	21	4	11	0	40	0.8
2020-22	Martynov, Cyril	7	18	2	7	286	0	0	.000	1	2	.500	2	6	0.9	0	4	2	0	0	5	0.7
2016-17	Matthews, Christian	15	110	15	39	385	6	14	.429	15	20	.750	2	9	0.6	4	6	10	3	3	51	3.4
2020-23	Maxwell, Tristan	24	294	32	114	281	19	58	.328	12	18	.667	6	26	1.1	17	12	26	7	1	92	3.8
2016-17	McCormick, Kellen	24	113	12	16	750	11	15	.733	0	0	.000	1	8	0.3	3	5	6	2	0	35	1.5
2000-05	McHenry, Anthony	130	2076	144	367	392	25	117	.214	54	97	.557	96	307	2.4	159	131	275	110	95	367	2.8
1988-90	McNeil, Johnny	67	1567	144	266	541	0	0	.000	101	137	.737	63	356	5.3	53	84	236	29	19	389	5.8
1996-98	Medlock, Jan	21	49	5	10	500	0	0	.000	5	6	.833	3	9	0.4	5	7	5	4	1	15	0.7
2016-21	Medlock, Shaheed	11	14	2	4	500	0	0	.000	0	0	.000	0	1	0.3	0	1	3	0	0	4	0.4
2020-23	Meka, Jordan	26	248	8	35	229	0	0	.000	0	0	.000	20	59	2.3	11	7	48	8	15	16	0.6
2010-14	Miller, Daniel	126	3627	423	803	527	0	2	.000	161	257	.626	262	821	6.5	183	146	257	125	286	1007	8.0
2007-11	Miller, Maurice	115	2279	201	530	379	69	225	.307	211	268	.787	52	242	2.1	342	232	223	130	7	682	5.9
1982-83	Mills, David	14	54	5	8	625	4	6	.667	3	4	.750	0	5	0.4	6	0	5	1	0	17	1.2
2014-16	Mitchell, Charles	67	1586	278	535	520	0	0	.000	111	178	.624	247	567	8.5	33	128	176	28	33	667	10.0
1999-04	Moore, Clarence	103	2058	236	553	427	64	178	.360	124	187	.663	168	465	4.5	145	153	254	116	57	660	6.4
2021-23	Moore, Jalón	45	769	102	235	434	7	40	.175	70	105	.667	65	175	3.9	29	52	75	24	36	281	6.7
2016-18	Moore, Justin	42	748	62	155	400	3	14	.214	28	55	.509	15	67	1.6	91	65	69	19	4	155	3.7
2018-22	Moore, Khalid	117	2360	175	434	403	34	130	.262	126	202	.624	76	291	2.5	112	112	212	82	25	510	4.4
1992-94	Moore, Clarence	56	1585	228	538	424	56	159	.352	61	88	.693	85	259	4.6	117	128	108	54	28	573	10.2
2010-12	Moore, McPherson	10	19	3	6	500	2	3	.667	0	0	.000	2	3	0.3	1	1	3	1	2	8	0.8
2010-14	Morris, Jason	89	1651	185	507	365	66	196	.337	79	115	.687	61	233	2.6	60	123	152	45	26	515	5.8
1996-97	Morris, Kevin	27	781	54	197	274	36	131	.275	15	25	.600	15	58	2.1	85	67	44	43	2	159	5.9
2004-08	Morrow, Anthony	123	2906	473	1082	437	258	613	.421	196	226	.867	152	403	3.3	119	140	241	99	26	1400	11.4
2001-05	Muhammad, Ismail	126	2512	388	796	487	11	44	.250	192	390	.492	208	532	4.2	182	228	290	129	33	979	7.8
1986-91	Munlyn, James	103	966	81	210	386	0	0	.000	49	92	.533	25	227	2.2	30	50	127	31	45	211	2.0
2023-24	Murphy, Carter	14	109	9	24	375	7	19	.368	0	0	.000	0	10	0.7	3	1	11	3	2	25	1.8
1994-96	Murphy, Ryan	21	33	2	7	286	2	3	.667	1	3	.333	2	5	0.2	7	2	2	4	0	7	0.3
2023-24	Ndong, Baye	29	805	148	265	558	4	12	.333	59	88	.670	74	238	8.2	28	74	81	22	32	359	12.4
1983-88	Neal, Craig	127	3095	289	636	454	66	170	.388	174	228	.763	0	197	1.6	659	292	265	127	22	818	6.4
1979-82	Neal, Steve	40	322	20	56	357	0	0	.000	16	29	.552	0	60	1.5	8	33	67	3	4	56	1.4
1998-02	Neal, Winston	24	39	3	17	176	0	5	.000	1	4	.250	1	4	0.2	1	2	1	0	0	7	0.3
2001-04	Nelson, David	26	45	4	10	400	2	5	.400	1	2	.500	0	2	0.1	5	10	4	2	0	11	0.4
2001-03	Nelson, Ed	62	1575	196	439	446	0	8	.000	122	194	.629	142	418	6.7	43	106	169	52	33	514	8.3
1980-81	New, David	16	155	3	13	231	0	0	.000	6	8	.750	0	10	0.6	4	12	11	2	1	12	0.8
1990-94	Newbill, Ivano	123	2441	186	367	507	0	6	.000	102	219	.466	249	654	5.3	123	151	230	56	82	474	3.9
2023-24	Nichols, Emmmer	2	4	0	0	000	0	0	.000	0	0	.000	1	4	2.0	0	0	0	0	0	0	0.0
1979-80	Nidiffer, Toby	7	23	1	3	333	0	0	.000	0	0	.000	0	2	0.3	0	0	7	0	0	2	0.3
1979-80	Noyes, Rob	22	514	24	66	364	0	0	.000	26	45	.578	0	79	3.6	30	32	58	13	2	74	3.4
2002-04	Nystrom, Jim	21	101	16	34	471	8	24	.333	2	4	.500	2	7	0.3	7	7	11	5	0	42	2.0
1979-80	O'Brien, Kerry	26	848	80	138	580	0	0	.000	14	25	.560	0	47	1.8	78	52	81	28	5	174	6.7
2016-19	Ogbona, Sylvester	42	208	22	50	440	0	0	.000	17	29	.586	17	48	1.1	8	20	46	5	12	61	1.4
2016-18	Okojie, Josh	61	2014	327	748	437	66	173	.382	313	403	.777	109	351	5.8	120	138	164	90	50	1033	16.9
2009-11	Oliver, Brian	58	1211	172	457	376	99	292	.339	41	53	.774	60	166	2.9	63	73	121	24	16	484	8.3
1986-90	Oliver, Brian	127	4425	680	1317	516	105	273	.385	383	516	.742	82	613	4.8	538	323	332	140	9	1848	14.6
2019-22	Parham, Bubba	58	1537	111	296	375	57	188	.303	48	57	.842	26	142	2.4	95	55	148	52	1	327	5.6
1980-81	Patterson, Bill	2	30	8	20	400	0	0	.000	1	1	1.000	0	2	1.0	1	4	5	2	0	17	8.5
2006-10	Peacock, Zach	122	2660	384	804	478	48	144	.333	193	262	.737	188	481	3.9	109	182	309	111	51	1009	8.3
1982-83	Pearson, Danny	28	857	89	176	506	0	0	.000	61	87	.701	0	145	5.2	45	0	86	15	10	239	8.5
1979-80	Peck, Steve	20	168	8	30	267	0	0	.000	8	12	.667	0	23	1.2	5	22	33	3	0	24	1.2
2011-15																						

2002-06	Tarver, Theodis	96	1092	74	159	.465	0	0	.000	51	91	.560	82	206	2.1	34	66	150	36	82	199	2.1
2022-23	Terry, Lance	29	857	106	252	.421	47	121	.388	35	43	.814	15	82	2.8	36	27	59	18	6	294	10.1
1979-83	Thomas, George	96	1878	291	712	.409	10	31	.323	115	185	.622	0	438	4.6	221	161	241	137	16	707	7.4
2005-06	Toomer, LeGeren	3	3	0	0	.000	0	0	.000	0	0	.000	0	1	0.3	0	1	0	0	0	0	0.0
1996-00	Trotti, Paul	29	54	9	27	.333	1	6	.167	0	0	.000	3	8	0.3	7	3	1	0	0	19	0.7
2009-13	Udofia, Mfon	128	3251	329	875	.376	117	367	.319	202	322	.627	95	342	2.7	283	240	286	101	5	977	7.6
2019-22	Usher, Jordan	81	2390	371	792	.468	74	248	.298	147	205	.717	71	419	5.2	214	202	214	107	30	963	11.9
1997-01	Vines, T.J.	124	2396	176	497	.354	108	325	.332	81	137	.591	50	183	1.5	231	184	254	115	4	541	4.4
1991-94	Vinson, Fred	61	1143	150	365	.411	92	240	.383	35	44	.795	62	152	2.5	51	68	66	43	9	427	7.0
2013-14	Wamer, Ron	10	34	2	4	.500	0	2	.000	2	3	.667	0	4	0.4	2	3	1	0	0	6	0.6
2003-07	West, Mario	103	1436	118	251	.470	15	52	.288	82	121	.678	76	233	2.3	130	90	207	119	21	333	3.2
1988-92	White, Greg	36	84	9	31	.290	0	3	.000	7	13	.538	4	8	0.2	7	12	7	2	0	25	0.7
2015-16	White, James	36	522	56	112	.500	0	0	.000	14	31	.452	63	159	4.4	16	24	89	10	28	126	3.5
1987-89	Whitmore, David	33	416	61	117	.521	0	1	.000	42	62	.677	0	60	1.8	20	34	41	17	13	164	5.0
1995-96	Williams, Ajani	4	5	1	3	.333	0	0	.000	0	0	.000	2	2	0.5	1	0	0	0	0	2	0.5
1993-95	Williams, C.J.	31	337	34	71	.479	8	27	.296	19	23	.826	16	36	1.2	19	17	25	8	3	95	3.1
1979-80	Williams, John	4	10	1	4	.250	0	0	.000	5	6	.833	0	2	0.5	0	1	2	0	0	7	1.8
1983-84	Williams, Ron	5	9	1	2	.500	0	0	.000	0	0	.000	0	2	0.4	0	0	3	0	0	2	0.4
1980-84	Wilson, Greg	72	586	67	161	.416	0	0	.000	56	111	.505	0	143	2.0	10	59	102	8	19	190	2.6
2005-06	Wolcott, Steven	3	5	0	4	.000	0	4	.000	0	0	.000	1	2	0.7	0	0	1	0	0	0	0.0
2017-21	Wright, Moses	111	2794	466	946	.493	26	113	.230	172	285	.604	182	614	5.5	125	186	241	84	108	1130	10.2
2006-07	Young, Thaddeus	31	917	177	370	.478	39	93	.419	52	70	.743	72	151	4.9	63	67	61	39	12	445	14.4

LOUISVILLE

Year	Name	G	MIN	FG	FGA	PCT	3PT	3PA	PCT	FT	FTA	PCT	OR	TR	AVG	AST	TO	PF	ST	BK	PTS	AVG
2014-15	Aaron, Shaquan	23	166	11	42	.262	5	23	.217	2	5	.400	6	17	0.7	5	8	11	3	2	29	1.3
2015-18	Adel, Deng	89	2386	350	799	.438	101	290	.348	197	254	.776	55	369	4.1	178	148	133	47	24	998	11.2
2014-19	Agau, Akoy	22	120	8	27	.296	0	0	.000	15	21	.714	17	39	1.8	3	10	18	1	4	31	1.4
2014-16	Avare, Dillon	15	46	3	11	.273	2	9	.222	2	3	.667	1	4	0.3	1	3	6	0	0	10	0.7
2022-23	Basili, Fabio	17	138	10	37	.270	3	14	.214	4	7	.571	5	23	1.4	10	11	28	9	1	27	1.6
2018-19	Battaille, Wyatt	7	11	0	3	.000	0	3	.000	0	0	.000	0	2	0.3	1	1	0	0	0	0	0.0
2021-22	Bearden, Sam	1	2	1	1	1.000	0	0	.000	1	2	.500	0	0	0.0	0	0	0	1	0	3	3.0
2014-15	Blackshear, Wayne	36	1129	132	334	.395	60	181	.331	92	118	.780	34	154	4.3	42	37	93	37	21	416	11.6
2023-24	Clark, Skyy	29	924	127	308	.412	47	133	.353	83	107	.776	8	89	3.1	87	88	71	30	4	384	13.2
2020-22	Colbert, Brad	7	12	0	2	.000	0	2	.000	1	2	.500	0	1	0.1	0	1	0	0	0	1	0.1
2021-22	Cross, Matt	28	537	56	146	.384	25	88	.284	25	36	.694	35	108	3.9	13	33	56	17	14	162	5.8
2018-19	Cunningham, Christen	33	1035	109	234	.466	29	86	.337	87	111	.764	7	72	2.2	160	65	45	17	2	334	10.1
2021-23	Curry, Sydney	58	943	152	251	.606	0	0	.000	51	100	.510	92	261	4.5	30	68	127	11	12	355	6.1
2020-22	Davis, Dre	50	1174	135	326	.414	23	101	.228	77	103	.748	75	154	3.1	47	74	112	28	21	370	7.4
2021-23	Ellis, El	64	1808	285	703	.405	100	299	.334	173	223	.776	16	145	2.3	191	165	99	43	2	841	13.1
2018-20	Enoch, Steven	65	1282	237	454	.522	23	66	.348	117	150	.780	97	350	5.4	197	177	157	14	41	614	9.4
2023-24	Evans, Dennis	7	64	5	8	.625	0	0	.000	1	2	.500	4	6	0.9	0	0	9	0	5	11	1.6
2021-22	Faulkner, Mason	31	566	44	122	.361	23	70	.329	33	44	.750	9	45	1.5	80	33	48	14	1	144	4.6
2018-19	Fore, Khwan	34	658	43	121	.355	12	38	.316	13	22	.591	8	45	1.3	42	26	46	19	1	111	3.3
2014-15	Gilbert, Trent	4	16	2	6	.333	2	5	.400	0	0	.000	1	2	0.5	2	3	0	0	0	6	1.5
2014-15	Gill, Anton	31	292	30	85	.353	11	43	.256	7	19	.368	2	25	0.8	17	20	32	15	4	78	2.5
2023-24	Glenn, Kaleb	32	478	51	105	.486	1	9	.111	22	34	.647	35	114	3.6	7	22	61	12	5	125	3.9
2017-19	Griffin, Jo	15	41	2	5	.400	0	2	.000	0	0	.000	0	0	0.0	3	2	2	1	0	4	0.3
2014-15	Harrell, Montrezl	35	1229	213	376	.566	9	37	.243	114	191	.579	111	321	9.2	49	69	74	33	42	549	15.7
2015-17	Henderson, Jay	28	58	6	23	.261	2	12	.167	4	4	1.000	0	5	0.2	5	2	8	5	0	18	0.6
2016-17	Hicks, Tony	23	231	32	81	.395	5	20	.250	17	27	.630	2	24	1.0	19	21	16	10	1	86	3.7
2022-24	Huntley-Hatfield, Brandon	56	1600	217	404	.537	14	39	.359	126	182	.692	122	398	7.1	48	100	120	34	44	574	10.3
2019-21	Igiehon, Aidan	18	101	10	15	.667	0	0	.000	6	16	.375	6	25	1.4	0	5	25	1	3	26	1.4
2022-24	James, Mike	64	2059	226	537	.421	71	204	.348	201	250	.804	54	263	4.1	81	122	157	36	18	724	11.3
2019-21	Johnson, David	46	1109	161	363	.444	37	106	.349	52	80	.650	46	186	4.0	135	112	97	38	12	411	8.9
2014-17	Johnson, Jaylen	88	1343	189	358	.528	7	18	.389	71	119	.597	154	334	3.8	34	67	163	30	30	456	5.2
2023-24	Johnson, Ty-Laur	30	694	80	214	.374	12	62	.194	89	108	.824	15	53	1.8	109	70	86	41	8	261	8.7
2020-21	Jones, Carlík	19	713	113	281	.402	18	56	.321	75	92	.815	14	94	4.9	85	39	35	26	2	319	16.8
2014-15	Jones, Chris	26	807	114	301	.379	39	115	.339	89	122	.730	29	103	4.0	94	60	68	53	1	356	13.7
2023-24	Jovanovich, Danilo	20	166	9	25	.360	0	6	.000	6	7	.857	11	22	1.1	5	4	12	2	2	24	1.2
2019-20	Kimble, Lamarr	31	677	56	156	.359	16	58	.276	28	41	.683	9	47	1.5	84	47	43	25	3	156	5.0
2016-19	King, V.J.	101	1783	210	525	.400	44	148	.297	152	197	.772	66	285	2.8	67	98	134	47	8	616	6.2
2022-23	Lands, Kamari	32	674	57	175	.326	27	84	.321	49	56	.875	8	61	1.9	26	32	45	19	4	190	5.9
2015-16	Lee, Damion	30	1007	152	355	.428	61	179	.341	113	134	.843	19	117	3.9	59	50	62	46	1	478	15.9
2014-17	Levitich, David	71	524	37	89	.416	25	56	.446	26	41	.634	19	56	0.8	44	17	55	19	0	125	1.8
2015-16	Lewis, Trey	31	859	121	291	.416	46	131	.351	62	78	.795	22	106	3.4	71	52	55	32	3	350	11.3
2021-22	Locke, Noah	32	840	110	307	.358	68	199	.342	20	28	.714	14	75	2.3	31	33	37	13	2	308	9.6
2014-18	Mahmoud, Anas	119	1945	227	407	.558	0	0	.000	73	155	.471	152	411	3.5	85	112	215	71	218	527	4.4
2014-17	Mathiang, Mangok	77	1509	162	324	.500	0	0	.000	94	159	.591	191	414	3.4	45	75	186	43	95	418	5.4
2022-24	McCool, Aidan	15	21	0	0	.000	0	0	.000	2	2	1.000	0	2	0.1	0	0	2	0	0	2	0.1
2016-20	McMahon, Ryan	122	2047	223	561	.398	182	461	.395	137	150	.913	14	116	0.9	178	111	172	66	10	765	6.3
2021-23	Miles-Devore, Ashton	7	8	0	3	.000	0	1	.000	0	0	.000	0	0	0.0	0	0	1	0	1	0	0.0
2022-24	Miller, Hercy	37	242	17	60	.283	7	30	.233	18	26	.692	12	31	0.8	15	16	27	7	1	59	1.6
2020-17	Miendl, Charles	7	55	2	10	.200	2	6	.333	0	0	.000	3	6	0.9	2	1	3	1	1	6	0.9
2015-17	Mitchell, Donovan	65	1689	265	634	.418	98	298	.329	130	165	.788	71	269	4.1	145	86	166	95	20	758	11.7
2020-23	Myles-Devore, Ashton	1	1	0	0	.000	0	0	.000	0	0	.000	0	0	0.0	0	1	0	0	0	0	0.0
2019-21	Nickelberry, Josh	24	172	10	46	.217	9	39	.231	8	8	1.000	2	10	0.4	4	3	13	0	0	37	1.5
2017-20	Nwora, Jordan	93	2446	439	986	.445	178	452	.394	238	303	.785	107	561	6.0	95	168	69	72	23	1294	13.9
2019-20	Oddo, Keith	8	8	1	2	.500	1	1	1.000	3	4	.750	0	0	0.0	0	0	3	0	0	6	0.8
2022-24	Okorafor, Emmanuel	25	214	29	52	.558	1	1	1.000	11	20	.550	31	64	2.6	3	9	34	5	16	70	2.8
2014-16	Onuaku, Chinanu	66	1332	182	294	.619	0	1	.000	47	86	.547	160	423	6.4	70	109	175	50	104	411	6.2
2019-21	Orbaugh, Hogan	7	6	1	1	1.000	1	1	1.000	0	0	.000	0	1	0.1	0	0	2	0	0	3	0.4
2022-24	Payne, Alexander	46	257	7	23	.304	3	12	.250	3	9	.333	17	45	1.0	5	3	29	5	0	20	0.4
2017-19	Perry, Darius	100	1663	160	402	.398	78	214	.364	84	102	.824	13	136	1.4	183	121	194	51	3	482	4.8
2017-20	Redding, Jacob	13	25	6	8	.750	5	7	.714	2	2	1.000	1	3	0.2	0	0	1	0	0	19	0.7
2022-23	Ree, Devin	16	67	5	17	.294	2	11	.182	2	2	1.000	1	10	0.6	0	5	3	2	3	14	0.9
2014-15	Rozier, Terry	36	1260	214	521	.411	48	157	.306	139	176	.790	43	200	5.5	108	79	62	72	6	615	17.1
2016-17	Sharpe, Tyler	7	11	1	8	.125	0	6	.000	1	0	.000	1	3	0.4	1	1	1	0	0	2	0.3
2019-21	Slazinski, Quinn	35	466	42	98	.429	14	53	.264	41	55	.745	21	81	2.3	14	16	35	10	1	139	4.0
2014-18	Snider, Quentin	131	3482	407	1049	.388	184	482	.382	209	277	.755	69	300	2.3	415	166	184	71	1	1207	9.2
2015-18	Spalding, Ray	100	2173	332	596	.557	6	25	.240	143	247	.579	228	630	6.3	89	131	261	104	111	813	8.1
2014-17	Stockman, Matz	45	238	39	69	.565	0	0	.000	19	38	.500	34	71	1.6	8	17	49	5	14	97	2.2
2017-20	Sutton, Dwayne	101	2592	262	571	.458	94	268	.351	157	220	.714	192	601	6.0	138	98	220	85	43	775	7.7
2017-18	Thomas, Lance	12	50	9	14	.643	2	7	.286	6	8	.750	3	15	1.3	0	3	11	5	2	26	2.

2010-14	Akpejiori, Raphael	85	595	28	66	424	0	0	.000	41	67	.612	56	128	1.5	10	29	91	10	38	97	1.1
2009-10	Allen, Antoine	17	137	13	36	361	10	24	.417	13	19	.684	0	13	0.8	12	14	11	10	1	49	2.9
2005-09	Asbury, Brian	130	2832	329	775	425	76	262	.290	227	292	.777	199	536	4.1	145	145	178	110	48	961	7.4
2004-05	Batemon, Glenn	11	39	2	9	222	0	0	.000	2	5	.400	4	9	0.8	1	2	9	2	0	6	0.5
2019-23	Beverly, Harlond	91	1651	183	470	389	34	154	.221	83	131	.634	22	209	2.3	182	153	109	72	14	483	5.3
2020-21	Brooks, Nysier	27	739	75	145	517	0	5	.000	50	78	.641	64	156	5.8	21	37	60	17	26	200	7.7
2016-18	Brown, Bruce	52	1693	212	480	442	49	155	.316	134	191	.702	73	321	6.2	182	110	126	74	33	607	11.4
2010-14	Brown, Rion	136	3191	377	930	405	174	523	.333	196	262	.748	110	423	3.1	144	127	209	67	10	1124	8.3
2006-07	Buncum, Omar	1	1	0	0	.000	0	0	.000	0	0	.000	0	0	0.0	0	0	0	0	0	0	0.0
2014-15	Burnett, Deandre	28	488	64	180	356	28	96	.292	39	53	.736	13	56	2.0	18	24	32	14	4	195	7.0
2004-06	Butler, Lee	13	49	1	3	.333	0	0	.000	6	11	.545	0	9	0.7	6	6	7	2	0	8	0.6
2022-24	Casey, AJ	53	414	27	73	.370	1	22	.045	18	29	.621	27	78	1.5	3	9	34	4	12	73	1.4
2023-24	Cassano, Nick	2	3	0	0	.000	0	0	.000	0	0	.000	0	0	0.0	0	0	0	0	0	0	0.0
2005-07	Clemente, Denis	61	1406	167	432	.387	57	181	.315	59	89	.663	35	110	1.8	159	103	122	43	4	450	7.4
2023-24	Cleveland, Matthew	29	963	154	315	.489	30	84	.357	58	73	.795	50	177	6.1	48	55	37	39	11	396	13.7
2006-10	Collins, Dwayne	126	2973	463	820	.565	0	0	.000	319	567	.563	373	879	7.0	109	222	270	86	93	1245	9.9
2004-07	Copeland, Keaton	28	372	27	59	.458	2	9	.222	9	24	.375	54	64	2.3	21	18	56	24	9	65	2.3
2020-21	Cross, Matt	14	370	35	78	.449	20	50	.400	7	8	.875	15	49	3.5	20	21	22	11	7	97	6.9
2014-16	Cruz-Uceda, Ivan	52	782	96	219	.438	60	149	.403	24	27	.889	34	154	3.0	10	32	74	12	14	276	5.3
2012-13	Daniels, Bishop	3	50	5	11	.455	3	1	1.000	2	2	1.000	1	3	1.0	3	4	5	6	0	15	5.0
2006-10	Dews, James	130	3179	399	958	.416	170	489	.348	122	154	.792	77	338	2.6	166	106	261	105	19	1090	8.4
2004-06	Diaz, Guillermo	63	2192	384	884	.434	139	382	.364	217	289	.751	48	226	3.6	174	137	110	83	16	1124	17.8
2023-24	Djobet, Paul	16	163	13	31	.419	7	17	.412	6	11	.545	9	25	1.6	7	6	10	4	2	39	2.4
2013-15	Fernandez, Mike	7	10	1	2	.000	0	1	.000	0	0	.000	0	0	0.0	0	3	1	0	0	2	0.3
2004-05	Frisby, William	28	667	89	199	.447	4	11	.364	61	73	.836	88	178	6.4	11	47	88	19	11	243	8.7
2018-22	Gak, Deng	66	677	46	101	.455	1	5	.200	16	31	.516	46	144	2.2	16	18	54	15	31	109	1.6
2008-13	Gamble, Julian	129	1898	224	412	.544	1	4	.250	101	193	.523	176	457	3.5	57	102	247	47	132	550	4.3
2023-24	George, Kyshawn	31	712	81	190	.426	53	130	.408	21	27	.778	14	94	3.0	67	48	55	27	11	236	7.6
2006-07	Gilbert, Lawrence	20	119	11	32	.344	3	10	.300	5	9	.556	14	26	1.3	7	8	14	2	1	30	1.5
2019-23	Gkogkos, Filippou	19	30	0	6	.000	0	3	.000	0	0	.000	2	5	0.3	0	0	1	1	0	0	0.0
2006-08	Glover, London	9	16	0	2	.000	0	0	.000	2	2	1.000	1	3	0.3	2	3	4	1	0	2	0.2
2005-09	Graham, Jimmy	120	1934	202	398	.508	0	0	.000	105	208	.505	172	502	4.2	47	140	290	62	104	509	4.2
2009-12	Grant, Malcolm	100	2879	362	940	.385	223	576	.387	238	292	.815	21	193	1.9	292	211	127	73	3	1185	11.9
2004-06	Hamilton, Gary	63	1383	102	185	.551	1	1	1.000	42	83	.506	160	368	5.8	57	71	171	66	41	247	3.9
2004-07	Harris, Anthony	88	2455	340	869	.391	110	333	.330	153	202	.757	43	207	2.4	325	250	175	49	6	943	10.7
2011-14	Heller, Justin	21	21	2	9	.222	0	5	.000	0	2	.000	0	7	0.3	2	4	2	0	0	4	0.2
2018-21	Herenton, Willie	43	206	14	53	.264	10	33	.303	5	11	.455	4	13	0.3	4	3	10	6	0	43	1.0
2006-10	Hicks, Raymond	112	1711	192	391	.491	10	37	.270	89	130	.685	142	285	2.5	53	79	261	46	26	483	4.3
2004-06	Hite, Robert	63	2096	380	875	.434	157	396	.396	142	169	.840	80	343	5.4	79	96	131	95	17	1059	16.8
2016-18	Huell, Dewan	64	1382	224	400	.560	0	5	.000	104	154	.675	110	312	4.9	20	74	121	29	56	552	8.6
2007-09	Hurdle, Lance	65	1560	146	438	.333	57	167	.341	148	188	.787	23	120	1.8	171	107	152	42	5	497	7.6
2015-19	Izundu, Ebuka	110	1846	282	443	.637	1	3	.333	57	95	.600	116	236	3.0	17	60	168	24	48	327	4.2
2012-16	Jekiri, Tonye	139	3053	312	623	.501	1	5	.200	144	225	.640	306	901	6.5	97	142	343	64	126	769	5.5
2009-13	Johnson, Reggie	117	2524	370	723	.512	5	21	.238	294	416	.707	302	842	7.2	104	186	313	62	113	1039	8.9
2018-19	Johnson, Zach	32	988	127	325	.391	33	114	.289	89	137	.650	12	89	2.8	78	63	65	53	12	376	11.8
2008-12	Jones, DeQuan	111	1606	201	457	.440	10	59	.169	96	152	.632	93	268	2.4	53	123	134	52	51	508	4.6
2021-24	Joseph, Bensley	105	2226	197	491	.401	102	269	.379	88	117	.752	40	243	2.3	213	136	181	87	37	584	5.6
2022-23	Jovanovich, Danilo	1	2	0	0	.000	0	0	.000	0	0	.000	0	0	0.0	0	0	0	0	0	0	0.0
2011-13	Kadij, Kenny	68	1924	305	637	.479	75	201	.373	155	239	.649	114	414	6.1	53	113	159	33	97	840	12.4
2013-14	Kelly, James	27	482	65	134	.485	15	37	.405	18	27	.667	26	101	3.7	15	18	42	11	11	163	6.0
2004-08	King, Anthony	105	2819	299	601	.498	0	0	.000	187	294	.636	310	780	7.4	92	120	200	72	213	785	7.5
2009-14	Kirk, Donnavan	48	960	110	244	.451	12	42	.286	46	70	.657	78	184	3.8	5	56	82	15	50	278	5.8
2011-13	Larkin, Shane	68	2131	256	585	.438	101	269	.375	147	182	.808	35	218	3.2	245	142	111	121	6	760	11.2
2015-19	Lawrence, Anthony	130	3299	360	790	.456	142	376	.378	181	256	.707	130	609	4.6	258	193	260	144	80	1043	8.0
2013-15	Lecomte, Manu	71	1777	177	414	.428	79	182	.434	120	145	.828	34	122	1.7	144	101	119	39	1	553	7.8
2017-21	Lykes, Chris	92	2609	419	1016	.412	165	476	.347	253	325	.778	27	188	2.0	251	208	214	100	10	1256	13.7
2018-19	Mack, Anthony	28	431	26	88	.295	18	65	.277	3	4	.750	6	29	1.0	19	14	28	12	4	73	2.6
2023-24	Mastin, Carson	2	4	0	0	.000	0	0	.000	0	0	.000	0	0	0.0	0	2	1	10	0	0	0.0
2004-05	Mayhand, Antoine	20	113	5	26	.192	3	17	.176	3	6	.500	2	10	0.5	4	5	9	6	2	16	0.8
2014-16	McClellan, Sheldon	73	2429	369	748	.493	110	289	.381	272	327	.832	51	290	4.0	130	93	121	70	16	1120	15.3
2006-09	McClinton, Jack	95	3013	542	1266	.428	286	650	.440	332	369	.900	43	253	2.7	239	237	180	70	3	1702	17.9
2008-10	McGowan, Cyrus	64	892	83	193	.430	16	50	.320	66	101	.653	92	224	3.5	29	73	117	21	43	248	3.9
2019-22	McGusty, Cameron	85	2751	463	1013	.457	123	363	.339	224	280	.800	47	368	4.3	189	182	132	106	16	1273	15.0
2011-13	McKinney-Jones, Trey	69	1887	193	443	.436	99	257	.385	75	92	.815	33	237	3.4	103	76	125	51	3	560	8.1
2021-23	Miller, Jordan	73	2402	365	662	.551	51	156	.327	146	193	.756	151	444	6.1	139	80	136	108	35	927	12.7
2016-22	Miller, Rodney	82	932	115	203	.567	0	1	.000	47	87	.540	68	193	2.4	16	30	98	26	23	277	3.4
2021-22	Moore, Charlie	37	1202	172	385	.447	59	162	.364	56	76	.737	12	98	2.6	171	77	100	75	5	459	12.4
2015-17	Murphy, Kamari	65	1																			

1970-71	Austin, John	12	0	0	3	.000	0	0	.000	1	5	.200	0	5	0.4	4	0	6	0	0	1	0.1
2019-24	Bacot, Armando	169	4777	874	1583	.552	5	15	.200	594	863	.688	593	1715	10.1	221	304	452	109	216	2347	13.9
1980-82	Barlow, Jeb	58	225	18	46	.391	0	0	.000	14	21	.667	0	39	0.7	10	21	29	8	1	50	0.9
2010-12	Barnes, Harrison	75	2198	439	1018	.431	116	332	.349	234	319	.734	149	414	5.5	96	146	140	68	29	1228	16.4
1994-95	Barnes, Octavius	5	5	0	3	.000	0	1	.000	0	0	.000	0	0	0.0	0	0	2	0	0	0	0.0
1972-75	Bell, Mickey	71	0	30	52	.577	0	0	.000	42	67	.627	0	68	1.0	41	0	47	0	0	102	1.4
1963-66	Bennett, Bob	70	0	148	326	.454	0	0	.000	90	144	.625	0	305	4.4	0	0	191	0	0	386	5.5
2014-18	Berry, Joel	144	3973	615	1464	.420	268	734	.365	337	404	.834	64	404	2.8	450	221	275	165	27	1835	12.7
1997-02	Berstick, Brian	106	826	138	259	.533	3	10	.300	44	65	.677	56	196	1.8	31	47	137	16	72	323	3.0
1978-82	Black, Jimmy	127	2892	258	512	.504	0	0	.000	212	289	.734	0	147	1.2	525	268	275	175	18	728	5.7
2018-23	Black, Leaky	155	4167	315	785	.401	76	257	.296	147	200	.735	201	730	4.7	334	174	284	166	92	853	5.5
2003-04	Bohlander, Justin	18	134	7	22	.318	0	0	.000	8	13	.615	6	19	1.1	5	7	16	5	7	22	1.2
2010-11	Bolick, Daniel	14	19	1	4	.250	0	1	.000	4	4	1.000	0	5	0.4	2	1	1	0	0	6	0.4
2000-02	Boone, Adam	60	1030	81	194	.418	44	110	.400	45	56	.804	7	91	1.5	133	105	66	34	4	251	4.2
1966-67	Bostick, Jim	1	0	8	19	.421	0	0	.000	2	5	.400	0	8	0.6	0	0	3	0	0	18	1.3
1962-63	Bowers, Bruce	1	0	0	0	.000	0	0	.000	0	0	.000	0	0	0.0	0	0	0	0	0	0	0.0
1979-83	Braddock, Jimmy	136	1833	198	434	.456	43	93	.462	106	127	.835	0	80	0.6	228	133	91	57	1	545	4.0
1975-79	Bradley, Dudley	120	0	221	485	.456	0	0	.000	80	145	.552	0	285	2.4	129	0	177	190	16	522	4.4
2016-17	Bradley, Tony	38	555	102	178	.573	0	0	.000	65	105	.619	98	195	5.1	23	25	69	10	22	269	7.1
1955-58	Brennan, Pete	81	0	413	991	.417	0	0	.000	506	715	.708	0	854	10.5	0	0	248	0	0	1332	16.4
2013-17	Britt, Nate	151	2653	256	688	.372	81	242	.335	181	223	.812	42	233	1.5	299	167	270	121	6	774	5.1
1997-01	Brooker, Michael	71	364	24	90	.267	16	69	.232	11	20	.550	14	36	0.5	29	48	39	12	1	75	1.1
2017-21	Brooks, Garrison	133	3268	500	951	.526	6	15	.400	270	432	.625	311	797	6.0	167	174	330	66	71	1276	9.6
1962-65	Brown, Bill	44	0	16	43	.372	0	0	.000	28	41	.683	0	42	1.0	0	0	18	0	0	60	1.4
1966-69	Brown, Joe	89	0	167	399	.419	0	0	.000	68	121	.562	0	280	3.1	15	0	125	0	0	402	4.5
1960-63	Brown, Larry	56	0	220	489	.450	0	0	.000	221	283	.781	0	130	2.3	0	0	163	0	0	661	11.8
1958-61	Brown, Lou	40	91	25	49	.510	0	0	.000	19	31	.613	0	27	0.7	7	0	30	0	0	69	1.7
1981-83	Brownlee, John	46	207	24	34	.706	0	0	.000	4	14	.286	0	51	1.1	3	26	27	5	4	52	1.1
1978-82	Brust, Chris	89	467	38	71	.535	0	0	.000	27	51	.529	0	108	1.2	23	45	50	9	0	103	1.2
1984-85	Brust, Matthew	8	18	1	3	.333	0	0	.000	0	3	.000	0	4	0.5	3	0	2	0	0	2	0.3
1973-77	Buckley, Bruce	98	0	105	211	.498	0	0	.000	74	112	.661	0	156	1.6	51	0	68	23	6	284	2.9
1985-89	Bucknall, Steve	130	2605	333	696	.478	71	168	.423	237	314	.755	0	392	3.0	382	222	208	99	8	974	7.5
1977-81	Budko, Pete	105	691	87	172	.506	0	0	.000	26	51	.510	0	231	2.2	61	36	132	16	80	200	1.9
2010-13	Bullock, Reggie	100	2457	358	815	.439	188	486	.387	85	118	.720	156	495	5.0	169	94	121	87	21	989	9.9
1966-69	Bunting, Bill	95	0	398	774	.514	0	0	.000	273	369	.740	0	612	6.4	42	0	264	0	0	1069	11.3
1991-92	Burgess, Jason	13	39	0	4	.000	0	0	.000	1	4	.250	3	7	0.5	3	2	5	4	0	1	0.1
2005-07	Burke, Dewey	32	49	6	20	.300	5	17	.294	3	6	.500	2	8	0.3	2	7	4	1	0	20	0.6
1961-63	Burns, Charlie	15	0	7	11	.636	0	0	.000	0	0	.000	0	1	0.1	0	0	2	0	0	14	0.9
2023-24	Cadeau, Elliot	37	883	101	242	.417	102	53	.189	59	91	.648	21	81	2.2	150	67	84	29	4	271	7.3
1992-96	Calabria, Dante	135	3188	373	825	.452	193	469	.412	159	221	.719	115	426	3.2	336	195	226	116	8	1098	8.1
1960-63	Callahan, Peppy	22	0	1	14	.071	0	0	.000	4	9	.444	0	6	0.3	0	0	7	0	0	6	0.3
1965-66	Campbell, Greg	15	0	4	10	.400	0	0	.000	4	8	.500	0	4	0.3	0	0	5	0	0	12	0.8
2007-10	Campbell, Marc	51	105	5	19	.263	3	12	.250	3	4	.750	1	9	0.2	20	20	5	8	0	16	0.3
1998-02	Capel, Jason	120	3845	453	1022	.443	164	437	.375	377	458	.823	214	807	6.7	329	257	302	123	23	1447	12.1
1995-98	Carter, Vince	103	2677	481	880	.547	99	269	.368	206	292	.705	183	466	4.5	197	123	190	114	80	1267	12.3
1968-71	Chadwick, Dave	74	0	179	315	.568	0	0	.000	76	111	.685	0	214	2.9	35	0	76	0	0	434	5.9
1969-72	Chamberlain, Bill	77	0	389	720	.540	0	0	.000	179	255	.702	0	475	6.2	190	0	208	0	0	957	12.4
1969-72	Chambers, Bill	58	0	35	72	.486	0	0	.000	53	72	.736	0	56	1.0	19	0	25	0	0	123	2.1
1972-76	Chambers, Bill	97	0	52	116	.448	0	0	.000	21	35	.600	0	58	0.6	41	0	19	7	0	125	1.3
1989-93	Cherry, Scott	76	306	34	73	.466	6	18	.333	38	60	.633	9	47	0.6	51	35	28	16	4	112	1.5
1987-91	Chilcutt, Pete	140	3180	483	904	.534	20	58	.345	164	231	.710	0	766	5.5	188	226	155	115	83	1150	8.2
1954-55	Clark, Buddy	6	0	1	3	.333	0	0	.000	4	6	.667	0	3	0.5	0	0	0	0	0	6	1.0
1966-69	Clark, Rusty	91	0	513	1003	.511	0	0	.000	313	448	.699	0	929	10.2	35	0	282	0	0	1339	14.7
2015-17	Coker, Kanler	34	44	3	8	.375	0	2	.000	5	5	1.000	3	11	0.3	2	3	8	1	0	11	0.3
2014-16	Coleman, Justin	24	36	1	10	.100	0	6	.000	2	4	.500	1	4	0.2	4	2	3	0	0	4	0.2
1976-80	Colescott, Dave	103	734	198	404	.490	0	0	.000	110	150	.733	0	86	0.8	150	35	124	83	2	506	4.9
1974-77	Coley, Woody	53	0	4	16	.250	0	0	.000	0	1	.000	0	21	0.4	1	0	14	1	0	8	0.2
1960-61	Conlon, Marly	8	0	2	6	.333	0	0	.000	0	0	.000	0	4	0.5	0	0	1	0	0	4	0.5
1961-64	Cooke, Mike	61	0	200	460	.435	0	0	.000	65	99	.657	0	181	3.0	0	0	175	0	0	465	7.6
2010-12	Cooper, Stewart	33	49	2	6	.333	0	0	.000	1	3	.333	2	5	0.2	1	4	6	1	0	5	0.2
2005-09	Copeland, Mike	78	233	31	62	.500	0	2	.000	23	32	.719	21	66	0.8	9	20	36	2	10	85	1.1
1969-72	Corson, Craig	71	0	31	71	.370	0	0	.000	29	51	.569	0	122	1.7	27	0	72	0	0	91	1.3
1996-00	Cota, Ed	138	4631	438	969	.452	93	250	.372	292	398	.734	106	517	3.7	1030	470	176	192	25	1261	9.1
1970-71	Cox, John	9	0	1	5	.200	0	0	.000	1	3	.333	0	4	0.4	2	0	4	0	0	3	0.3
1973-78	Crompton, Jeff	36	0	53	108	.491	0	0	.000	20	44	.455	0	117	3.3	32	0	62	11	33	126	3.5
1957-60	Crotty, John	55	63	15	36	.417	0	0	.000	27	45	.600	0	30	0.5	2	0	48	0	0	57	1.0
2010-12	Crouch, Patrick	35	58	7	19	.368	2	9	.222	2	4	.500	0	7	0.2	6	12	8	1	0	18	0.5
1962-65	Cunningham, Billy	69	0	656	1387	.473	0	0	.000	397	633	.627	0	1062	15.4	0	0	262	0	0	1709	24.8
1955-58	Cunningham, Bob	78	0	154	434	.355	0	0	.000	103	180	.572	0	410	5.3	0	0	220	0	0	411	5.3
1998-01	Curry, Ronald	54	1114	76																		

1987-91	Fox, Rick	140	3180	633	1221	518	153	394	388	284	375	.757	0	594	4.2	323	339	405	197	44	1703	12.2
2019-20	Francis, Jeremiah	16	217	15	66	.227	4	20	.200	18	26	.692	1	20	1.3	26	19	18	7	0	52	3.3
2005-09	Frasor, Bobby	109	1993	143	393	.364	70	228	.307	46	71	.648	39	186	1.7	261	132	128	78	14	402	3.7
1996-99	Frederick, Brad	70	284	16	42	.381	6	18	.333	8	16	.500	16	40	0.6	15	23	23	3	1	46	0.7
1965-68	Frye, Jim	23	0	15	29	.517	0	0	.000	5	8	.625	0	13	0.6	0	0	12	0	0	35	1.5
1962-64	Galantai, Billy	32	0	32	79	.405	0	0	.000	27	39	.692	0	69	2.2	0	0	45	0	0	91	2.8
2009-10	Gallagher, James	12	21	0	1	.000	0	0	.000	0	1	.000	1	3	0.3	2	0	1	0	0	0	0.0
2021-22	Garcia, Dawson	16	329	47	116	.405	12	32	.375	38	48	.792	33	88	5.5	11	21	34	7	5	144	9.0
1964-67	Gauntlett, Tom	79	0	238	538	.442	0	0	.000	68	95	.716	0	199	2.5	0	0	148	0	0	544	6.9
1992-96	Geth, Ed	62	232	42	80	.525	0	2	.000	22	46	.478	28	72	1.2	7	24	29	8	2	106	1.7
2005-10	Ginyard, Marcus	143	3359	313	734	.426	50	163	.307	198	285	.695	220	543	3.8	275	215	223	156	13	874	6.1
1968-71	Gipple, Dale	73	0	60	148	.405	0	0	.000	43	58	.741	0	72	1.0	67	0	48	0	0	163	2.2
1953-54	Glancy, Gene	8	0	4	19	.211	0	0	.000	8	14	.571	0	14	1.8	0	0	17	0	0	16	2.0
1954-55	Goodwin, Frank	16	0	9	30	.300	0	0	.000	15	17	.882	0	17	1.1	0	0	20	0	0	33	2.1
2002-05	Grant, Damion	29	145	11	36	.306	0	0	.000	8	14	.571	20	35	1.2	0	16	26	2	15	30	1.0
2007-10	Graves, Will	92	1283	173	454	.381	102	276	.370	65	83	.783	96	270	2.9	58	67	112	35	12	513	5.6
2005-09	Green, Danny	145	2889	491	1079	.455	184	491	.375	202	239	.845	204	590	4.1	256	208	277	160	154	1368	9.4
1954-56	Greene, Hilliard	18	0	4	16	.250	0	0	.000	3	11	.273	0	15	0.8	0	0	7	0	0	11	0.6
1988-90	Greene, John	27	46	4	16	.250	0	0	.000	4	9	.444	0	13	0.5	0	3	0	0	1	12	0.4
1965-66	Gribble, Dixon	5	0	6	13	.462	0	0	.000	1	1	1.000	0	13	2.6	0	0	0	0	0	13	2.6
1956-57	Groll, Stan	12	0	10	27	.370	0	0	.000	5	9	.556	0	18	1.5	0	0	10	0	0	25	2.1
1966-69	Grubar, Dick	92	0	342	722	.474	0	0	.000	232	337	.688	0	285	3.1	80	0	225	0	0	916	10.0
2011-13	Hairston P.J.	71	1286	220	567	.388	127	364	.349	140	175	.800	93	228	3.2	74	66	118	57	20	707	10.0
1982-86	Hale, Steve	131	3176	359	690	.520	5	17	.294	230	283	.813	0	291	2.2	503	263	293	164	7	953	7.3
1973-76	Hanners, Dave	65	0	26	59	.441	0	0	.000	10	22	.455	0	35	0.5	38	0	15	21	1	62	1.0
2005-09	Hansbrough, Tyler	142	4394	939	1752	.536	12	38	.316	982	1241	.791	482	1219	8.6	154	297	348	180	66	2872	20.2
2019-22	Harris, Anthony	35	420	44	92	.478	10	28	.575	24	34	.706	11	26	0.7	32	24	43	15	0	122	3.5
1989-91	Harris, Kenny	59	222	33	89	.371	12	40	.300	18	28	.643	0	33	0.6	24	31	26	12	0	96	1.6
1963-64	Harrison, Bill	2	0	1	2	.500	0	0	.000	0	0	.000	0	0	0.0	0	0	2	0	0	2	1.0
1972-74	Harrison, Ray	50	0	153	298	.513	0	0	.000	36	52	.692	0	81	1.6	132	0	96	0	0	342	6.8
1974-76	Harry, Eric	12	0	2	7	.286	0	0	.000	3	4	.750	0	8	0.7	1	0	1	0	0	7	0.6
1963-65	Hassell, Pud	23	0	10	27	.370	0	0	.000	3	8	.375	0	22	1.0	0	16	0	0	0	23	1.0
1963-66	Hassell, Ray	50	0	37	80	.463	0	0	.000	18	30	.600	0	36	0.7	0	52	0	0	0	92	1.8
2010-11	Hatchell, Van	11	16	0	5	.000	0	4	.000	1	2	.500	1	4	0.4	1	2	2	0	0	1	0.1
1956-57	Hathaway, Bill	15	0	16	48	.333	0	0	.000	10	24	.417	0	75	5.0	0	0	10	0	0	42	2.8
1997-01	Haywood, Brendan	141	3315	541	849	.637	0	0	.000	329	554	.594	323	839	6.0	118	223	345	47	304	1411	10.0
1954-55	Henderson, Will	6	0	0	4	.000	0	0	.000	2	4	.500	0	0	0.0	0	0	2	0	0	2	0.3
1986-89	Hensley, Marty	41	128	16	37	.432	0	1	.000	16	27	.593	0	27	0.7	2	13	16	5	3	48	1.2
2009-12	Henson, John	109	2589	475	955	.497	5	24	.208	169	350	.483	268	884	8.1	108	165	159	66	279	1124	10.3
2013-17	Hicks, Isaiah	151	2441	420	735	.571	1	6	.167	271	374	.725	221	546	3.6	100	159	370	50	79	1112	7.4
2023-24	High, Zayden	23	102	6	19	.316	0	8	.000	6	9	.667	9	26	1.1	3	9	23	5	3	18	0.8
1971-74	Hite, Ray	86	0	42	92	.457	0	0	.000	38	53	.717	0	55	0.6	73	0	51	0	0	122	1.4
1972-75	Hoffman, Brad	90	0	197	402	.490	0	0	.000	69	83	.831	0	76	0.8	205	0	123	0	0	463	5.1
1956-59	Holland, Gehrmann	20	15	5	11	.455	0	0	.000	2	3	.667	0	6	0.3	1	0	8	0	0	12	0.6
2003-05	Holley, Jesse	25	54	8	20	.400	1	5	.200	7	14	.500	1	13	0.5	5	6	13	5	2	24	1.0
1999-03	Holmes, Jonathan	76	293	16	41	.390	12	28	.429	13	15	.867	3	34	0.4	41	21	24	5	0	57	0.8
2003-05	Hooker, C.J.	34	63	10	22	.455	0	0	.000	2	13	.154	9	19	0.6	5	4	4	1	22	0.6	
1969-72	Huband, Kim	75	0	147	292	.503	0	0	.000	95	112	.848	0	144	1.9	81	0	94	0	0	389	5.2
2011-15	Hubert, Desmond	113	731	36	73	.493	0	0	.000	12	53	.226	74	153	1.4	14	35	80	12	50	84	0.7
1959-62	Hudock, Jim	61	0	205	443	.463	0	0	.000	148	228	.649	0	397	6.5	0	160	0	0	0	558	9.1
2017-20	Huffman, Brandon	70	216	40	69	.580	0	0	.000	16	33	.485	24	54	0.8	1	14	26	0	11	96	1.4
1982-87	Hunter, Curtis	121	1431	201	357	.563	2	5	.400	104	148	.703	0	185	1.5	155	111	153	67	3	508	4.2
1986-88	Hyatt, Rodney	28	71	9	21	.429	2	5	.400	10	14	.714	0	7	0.3	17	10	6	1	0	30	1.1
1963-64	Iannarella, Mike	3	0	0	1	.000	0	0	.000	0	0	.000	0	0	0.0	0	0	1	0	0	0	0.0
2023-24	Ingram, Harrison	37	1213	163	379	.430	65	169	.385	60	98	.612	97	327	8.8	80	51	71	51	15	451	12.2
2014-17	Jackson, Justin	118	3429	615	1341	.459	168	496	.339	228	320	.713	181	481	4.1	314	162	179	76	45	1626	13.8
2012-16	James, Joel	135	1188	124	273	.454	0	0	.000	47	75	.627	117	309	2.3	18	73	169	14	30	295	2.2
1995-98	Jamison, Antawn	104	3478	787	1364	.577	8	27	.296	392	635	.617	376	1027	9.9	93	183	256	93	85	1974	19.0
1971-72	Jamison, Roger	5	0	2	8	.250	0	0	.000	0	1	.000	0	0	0.0	1	0	0	0	0	4	0.8
1987-88	Jenkins, Joe	15	48	7	11	.636	0	0	.000	0	0	.000	0	12	0.8	4	3	3	2	0	14	0.9
2012-16	Johnson, Brice	148	3102	714	1242	.575	0	0	.000	288	407	.708	314	1035	7.0	133	188	369	111	163	1716	11.6
2017-19	Johnson, Cameron	62	1840	324	682	.475	143	348	.411	140	169	.828	109	329	5.3	146	81	98	61	15	931	15.0
1963-64	Johnson, Earl	1	0	0	0	.000	0	0	.000	0	0	.000	0	0	0.0	0	0	1	0	0	0	0.0
2020-23	Johnson, Puff	65	738	70	168	.417	20	81	.247	40	58	.690	48	126	1.9	22	14	86	24	6	200	3.1
1999-03	Johnson, Will	107	960	58	152	.382	30	85	.353	61	83	.735	59	158	1.5	60	45	95	10	2	207	1.9
2010-11	Johnston, D.J.	13	21	2	8	.250	0	1	.000	0	0	.000	2	8	0.6	1	1	0	0	1	4	0.3
1970-73	Johnston, Donn	96	0	161	308	.523	0	0	.000	47	75	.627	0	219	2.3	149	0	102	0	0	369	3.8
1971-74	Jones, Bobby	92	0	522	859	.608	0	0	.000	220	343	.641	0	817	8.9	285	0	239	0	0	1264	13.7
1960-62	Jones, Harry	15	0	3	13	.231	0	0	.000	0	6	.000	0	12	0.8	0	0	11	0	0	6	0.4
1981-84	Jordan, Michael	101	3107	720	1333	.540	34	76	.447	314	420	.748	0									

2012-14	Manor, James	20	30	5	17	294	2	8	.250	0	0	.000	2	5	0.3	1	0	2	1	1	12	0.6
2001-05	Manuel, Jackie	126	2808	282	631	447	48	170	.262	173	300	.577	183	429	3.4	229	204	335	148	66	785	6.2
2010-12	Marshall, Kendall	73	2100	181	407	445	48	132	.364	113	163	.692	12	171	2.3	581	193	106	83	9	523	7.2
1981-86	Martin, Warren	119	1678	256	431	594	0	0	.000	158	233	.678	0	452	3.8	78	160	265	33	190	670	5.6
1987-89	May, David	35	66	3	7	429	0	1	.000	2	7	.286	0	14	0.4	8	6	9	2	0	8	0.2
2002-05	May, Sean	77	2137	442	862	513	0	11	.000	329	459	.717	267	771	10.0	113	183	188	100	94	1213	15.8
2022-23	Maye, Beau	2	2	0	0	.000	0	0	.000	0	0	.000	0	2	1.0	0	0	0	0	0	0	0.0
2015-19	Maye, Luke	141	2998	543	1180	460	104	288	.361	204	302	.675	288	943	6.7	220	180	274	77	68	1394	9.9
1971-72	McAdoo, Bob	31	0	243	471	516	0	0	.000	118	167	.707	0	312	10.1	72	0	83	0	0	604	19.5
2011-14	McAdoo, James Michael	108	2693	467	1044	447	0	9	.000	298	524	.569	232	640	5.9	111	173	229	132	58	1232	11.4
2019-22	McAdoo, Ryan	26	43	0	9	.000	0	3	.000	1	2	.500	2	5	0.2	2	2	5	1	0	1	0.1
1953-56	McCabe, Gerry	40	0	33	100	.330	0	0	.000	15	28	.536	0	57	1.4	0	0	55	0	0	81	2.0
2002-05	McCants, Rashad	98	2865	614	1263	486	221	533	.415	272	377	.721	147	397	4.1	204	221	237	145	61	1721	17.6
1960-61	McComb, Ken	15	0	25	49	.510	0	0	.000	4	20	.200	0	62	4.1	0	0	43	0	0	54	3.6
2021-23	McKoy, Justin	41	268	14	49	.286	5	18	.278	17	20	.850	15	55	1.3	15	15	33	3	7	50	1.2
2009-14	McDonald, Leslie	125	2123	287	786	.365	147	442	.333	120	173	.694	76	238	1.9	115	96	209	55	12	841	6.7
1993-96	McInnis, Jeff	100	2745	403	878	.459	138	348	.397	184	256	.719	63	277	2.8	435	200	177	108	0	1128	11.3
2001-04	McLamb, Philip	20	30	2	10	.200	1	8	.125	3	6	.500	1	4	0.2	2	2	1	0	1	8	0.4
1994-97	McNairy, Charlie	49	129	18	35	.514	0	0	.000	18	37	.486	19	42	0.9	10	14	19	6	1	54	1.1
1961-64	McSweeney, Brian	55	0	130	277	.469	0	0	.000	97	145	.669	0	242	4.4	0	0	119	0	0	357	6.5
2013-17	Meeks, Kennedy	144	3067	608	1097	.554	0	1	.000	266	422	.630	407	1052	7.3	142	187	324	99	154	1482	10.3
1997-02	Melendez, Orlando	69	290	43	94	.457	4	23	.174	17	25	.680	30	68	1.0	19	30	26	10	15	107	1.6
2002-04	Miller, Jonathan	14	19	4	10	.400	2	6	.333	0	0	.000	1	2	0.1	2	1	2	0	0	10	0.7
1965-68	Miller, Larry	91	0	765	1498	.511	0	0	.000	452	661	.684	0	834	9.2	0	0	224	0	0	1982	21.8
1971-21	Miller, Walker	69	139	14	32	.438	0	0	.000	8	12	.667	7	31	0.4	7	8	14	1	5	36	0.5
2004-07	Miller, Wes	93	1206	104	267	.390	96	242	.397	38	53	.717	15	65	0.7	115	43	91	45	0	342	3.7
1964-67	Mirken, Mark	62	0	59	140	.421	0	0	.000	33	55	.600	0	164	2.6	0	0	94	0	0	151	2.4
1965-67	Moe, Don	40	0	11	22	.500	0	0	.000	9	22	.409	0	29	0.7	0	0	38	0	0	31	0.8
1958-61	Moe, Doug	60	846	329	810	.406	0	0	.000	329	484	.680	0	635	10.6	67	0	168	0	0	987	16.5
1990-94	Montross, Eric	139	3501	626	1070	.585	0	0	.000	375	601	.624	334	941	6.8	86	211	408	63	169	1627	11.7
2007-09	Moody, Patrick	38	77	8	19	.421	0	0	.000	11	19	.579	10	24	0.6	2	7	8	5	3	27	0.7
2012-14	Moody, Wade	25	43	5	13	.385	4	8	.500	0	0	.000	1	1	0.0	7	1	3	0	0	14	0.6
1963-66	Moore, Jim	12	0	1	2	.500	0	0	.000	0	0	.000	0	4	0.3	0	0	1	0	0	2	0.2
1983-85	Morris, Cliff	25	54	5	11	.455	0	0	.000	5	11	.455	0	8	0.3	1	3	2	4	1	15	0.6
2000-02	Morrison, Brian	60	764	94	280	.336	59	170	.347	50	72	.694	14	75	1.3	110	101	115	24	5	297	5.0
1964-65	Morrison, Ian	22	0	70	151	.464	0	0	.000	9	13	.692	0	28	1.3	0	0	27	0	0	149	6.8
2022-23	Nance, Pete	30	902	98	232	.422	32	100	.320	71	87	.816	35	180	6.0	50	51	70	10	34	299	10.0
1996-98	Ndiaye, Makhtar	71	1161	117	253	.462	4	12	.333	42	71	.592	79	209	2.9	35	69	186	28	69	280	3.9
1994-96	Neal, David	26	53	3	8	.375	1	4	.250	2	4	.500	3	8	0.3	8	3	4	4	0	9	0.3
1996-00	Newby, Terence	85	389	32	94	.340	17	45	.378	10	23	.435	10	41	0.5	58	57	31	15	6	91	1.1
2022-23	Nickel, Tyler	25	152	15	40	.375	6	27	.222	16	19	.842	9	16	0.6	7	3	10	3	3	52	2.1
2002-06	Noel, David	127	2947	349	656	.532	64	181	.354	118	201	.587	209	549	4.3	247	220	254	137	60	880	6.9
1985-87	Norwood, Michael	35	126	8	26	.308	1	6	.167	17	26	.654	0	13	0.4	9	16	14	6	1	34	1.0
1971-74	O'Donnell, John	85	0	178	332	.536	0	0	.000	70	120	.583	0	140	1.6	124	0	139	0	0	426	5.0
2019-20	O'Han, Robbie	12	14	0	1	.000	0	0	.000	0	0	.000	0	1	0.1	0	1	1	1	0	0	0.0
2023-24	Okonkwo, James	15	44	5	9	.556	0	0	.000	5	5	1.000	7	15	1.0	0	3	7	0	4	15	1.0
1976-80	O'Koren, Mike	117	1012	643	1124	.572	0	0	.000	479	660	.726	0	815	7.0	348	73	327	183	37	1765	15.1
1995-99	Okulaja, Ademola	139	4390	424	967	.438	143	382	.374	263	387	.680	310	890	6.4	327	256	273	175	33	1254	9.0
1997-01	Owens, Max	119	1597	254	574	.443	76	223	.341	125	153	.817	70	171	1.4	86	122	124	55	18	709	6.0
2012-16	Paige, Marcus	141	4570	599	1471	.407	299	798	.375	347	411	.844	55	399	2.8	602	274	242	203	35	1844	13.1
1977-81	Pepper, Mike	86	1093	147	285	.516	0	0	.000	41	54	.759	0	75	0.9	68	48	105	50	2	335	3.9
1999-01	Peppers, Julius	56	928	119	196	.607	0	0	.000	79	123	.642	78	208	3.7	28	63	117	32	23	317	5.7
1980-84	Perkins, Sam	135	4459	786	1364	.576	12	28	.429	561	705	.796	0	1167	8.6	160	272	350	125	245	2145	15.9
1981-85	Peterson, Buzz	119	1674	213	462	.461	15	30	.500	72	97	.742	0	145	1.2	164	103	94	42	0	513	4.3
2009-10	Petree, Terrence	12	19	3	4	.750	0	0	.000	0	2	.000	1	6	0.5	1	2	1	0	0	6	0.5
1990-94	Phelps, Derrick	132	3239	339	757	.448	59	183	.322	232	323	.718	119	432	3.3	637	339	234	247	18	969	7.3
2019-20	Pierce, Justin	32	592	62	166	.373	16	71	.225	19	35	.543	56	128	4.0	29	26	54	13	9	159	5.0
2014-18	Pinson, Theo	122	2647	261	606	.431	46	179	.257	201	274	.734	147	536	4.4	416	186	212	96	39	769	6.3
2017-21	Platek, Andrew	127	1316	123	303	.406	46	154	.299	42	62	.677	62	160	1.3	94	57	92	32	12	334	2.6
1957-60	Poole, Grey	38	18	8	29	.276	0	0	.000	8	13	.615	0	40	1.1	0	0	26	0	0	24	0.6
1983-87	Popson, Dave	134	1906	329	632	.521	0	1	.000	102	135	.756	0	382	2.9	100	123	273	41	55	760	5.7
1959-63	Poteet, Yogi	57	0	160	396	.404	0	0	.000	53	79	.671	0	90	1.6	0	0	96	0	0	373	6.5
1969-72	Previs, Steve	89	0	183	457	.400	0	0	.000	131	200	.655	0	230	2.6	286	0	219	0	0	497	5.6
2001-04	Price, Damien	24	40	2	11	.182	1	4	.250	1	2	.500	1	4	0.2	2	2	5	3	0	6	0.3
1955-57	Quigg, Joe	54	0	203	485	.419	0	0	.000	188	275	.684	0	475	8.8	0	0	164	0	0	594	11.0
1953-57	Radovich, Tony	79	0	220	519	.420	0	0	.000	182	232	.784	0	254	3.2	0	0	161	0	0	622	7.9
1990-94	Reese, Brian	134	2570	435	869	.501	47	148	.318	196	305	.643	177	436	3.3	266	260	140	70	17	1113	8.3
1986-89	Reid, J.R.	96	2788	584	972	.601	0	0	.000	384	575	.668	0	731	7.6	159	292	304	109	86	1552	16.2
1962-65	Respass, Ray																					

2021-23	Styles, Dontrez	45	263	31	74	419	6	27	.222	12	21	.571	15	57	1.3	4	16	23	6	3	80	1.8
1990-95	Sullivan, Pat	117	1501	170	343	496	18	70	.257	120	155	.774	97	223	1.9	120	107	121	53	9	478	4.1
1995-97	Sullivan, Ryan	27	62	8	18	444	5	7	.714	3	6	.500	3	9	0.3	6	6	6	2	0	24	0.9
1954-55	Sutton, Ed	7	0	1	5	200	0	0	.000	2	6	.333	0	4	0.6	0	0	5	0	0	4	0.6
1963-66	Switwick, Jim	32	0	20	38	526	0	0	.000	5	10	.500	0	34	1.1	0	0	24	0	0	45	1.4
2012-13	Tanner, Frank	13	20	1	8	125	0	3	.000	0	0	.000	2	2	0.2	1	3	2	0	0	2	0.2
2007-09	Tanner, J.B.	39	74	13	32	406	10	26	.385	2	6	.333	3	9	0.2	1	2	5	2	0	38	1.0
1962-63	Taylor, Bill	1	0	1	1	1,000	0	0	.000	0	0	.000	0	0	0.0	0	0	0	0	0	2	2.0
1953-54	Taylor, Cooper	9	0	6	17	353	0	0	.000	3	6	.500	0	7	0.8	0	0	14	0	0	15	1.7
2003-07	Terry, Reyshaw	126	1816	314	647	465	103	246	.419	195	260	.750	125	440	3.5	116	182	214	76	61	926	7.3
2004-08	Thomas, Quentin	129	1323	84	177	475	4	23	.174	49	72	.681	11	155	1.2	285	168	135	54	9	221	1.7
2006-10	Thompson, Deon	152	3246	579	1170	495	0	2	.000	256	390	.656	289	743	4.9	114	200	323	118	141	1414	9.3
2009-10	Thornton, Thomas	12	27	2	6	333	2	5	.400	0	2	.000	1	3	0.3	1	3	3	1	0	6	0.5
2012-15	Tokoto, J.P.	107	2383	285	617	462	21	79	.266	131	241	.544	153	469	4.4	292	180	210	128	36	722	6.7
1966-69	Tuttle, Gerald	91	0	64	152	421	0	0	.000	49	78	.628	0	53	0.6	25	0	91	0	0	177	1.9
1968-71	Tuttle, Richard	33	0	11	21	524	0	0	.000	10	17	.588	0	11	0.3	9	0	9	0	0	32	1.0
1995-97	Tyndall, Webb	25	53	1	8	125	1	5	.200	9	12	.750	2	7	0.3	7	6	5	1	0	12	0.5
1975-76	Valentine, Keith	10	0	4	10	400	0	0	.000	1	2	.500	0	2	0.2	4	0	0	1	0	9	0.9
1953-56	Vayda, Jerry	65	0	287	715	401	0	0	.000	312	464	.672	0	508	7.8	0	185	0	0	0	886	13.6
1961-63	Vinroot, Richard	9	0	0	2	400	0	0	.000	1	4	.250	0	2	0.2	0	0	7	0	0	1	0.1
1976-80	Virgil, John	112	427	233	419	556	0	0	.000	76	119	.639	0	131	1.2	50	26	118	57	10	542	4.8
1972-74	Waddell, Charles	22	0	13	29	448	0	0	.000	11	15	.733	0	18	0.8	4	0	11	0	0	37	1.7
1953-54	Walker, Cliff	4	0	0	1	000	0	0	.000	0	0	.000	0	5	1.3	0	0	0	0	0	0	0.0
1993-95	Wallace, Rasheed	69	1762	377	594	635	1	4	.250	144	232	.621	188	511	7.4	53	101	176	41	156	899	13.0
1959-62	Walsh, Don	57	0	124	246	504	0	0	.000	74	135	.548	0	84	1.5	0	0	91	0	0	322	5.6
2020-22	Watson, Kerwin	60	1019	117	278	421	81	203	.399	28	32	.875	15	88	1.4	66	52	63	22	9	343	5.7
1972-73	Washington, Donald	7	0	38	64	594	0	0	.000	10	12	.833	0	31	4.4	13	0	19	0	0	86	12.3
2022-23	Washington, Jalen	20	113	16	35	457	0	7	.000	11	17	.647	3	27	1.4	2	7	16	1	1	43	2.2
2021-23	Watkins, Jackson	7	7	1	3	333	1	2	.500	1	2	.500	0	2	0.7	2	0	2	1	0	4	0.6
2008-12	Watts, Justin	122	815	63	171	368	12	42	.286	32	70	.457	58	154	1.3	49	50	73	19	16	170	1.4
2009-10	Wear, David	27	280	31	71	437	8	16	.500	9	16	.563	17	45	1.7	11	20	20	7	2	79	2.9
2009-10	Wear, Travis	32	328	43	104	413	2	6	.333	23	31	.742	36	69	2.2	7	24	35	8	2	111	3.5
1967-69	Webb, Ricky	20	0	2	11	182	0	0	.000	1	5	.200	0	10	0.5	0	0	5	0	0	5	0.3
1989-93	Westrom, Matt	119	479	78	147	531	0	1	.000	38	65	.585	38	128	1.1	21	36	61	6	18	194	1.6
2018-19	White, Coby	35	999	188	445	422	82	232	.353	104	130	.800	12	124	3.5	143	93	68	38	11	562	16.1
1999-00	White, Kenny	6	7	0	3	000	0	1	.000	0	2	.000	1	1	0.2	2	0	2	0	0	0	0.0
2011-17	White, Stillman	88	346	17	59	288	5	26	.192	31	44	.705	11	30	0.3	42	10	48	11	0	70	0.8
1967-68	Whitehead, Gra	12	0	2	5	400	0	0	.000	0	0	.000	0	1	0.1	0	0	1	0	0	4	0.3
1975-79	Wiel, Randy	57	0	31	65	477	0	0	.000	10	25	.400	0	43	0.8	7	0	18	5	0	72	1.3
2005-06	Wilkins, Thomas	10	19	2	4	500	0	1	.000	0	2	.000	1	3	0.3	1	3	1	2	0	4	0.4
1991-95	Williams, Donald	126	2901	516	1192	433	221	572	.386	239	321	.745	62	252	2.0	202	132	130	93	8	1492	11.8
2001-05	Williams, Jawad	128	3456	591	1214	487	124	355	.349	320	442	.724	231	614	4.8	192	203	225	93	86	1626	12.7
2015-19	Williams, Kenny	128	2968	329	750	439	143	418	.341	114	154	.740	117	372	2.9	276	130	133	98	37	915	7.2
2004-05	Williams, Marvin	36	800	125	247	506	19	44	.432	138	163	.847	65	236	6.6	26	56	92	39	17	407	11.3
1986-90	Williams, Scott	138	3055	595	1080	551	4	17	.235	314	496	.633	0	861	6.2	124	266	443	140	161	1508	10.9
1994-98	Williams, Shammond	134	3160	460	1012	455	233	578	.403	292	344	.849	55	332	2.5	399	271	164	92	2	1445	10.8
1997-99	Williams, Scott	33	59	2	5	400	0	1	.000	1	6	.167	1	5	0.2	9	7	8	1	0	5	0.2
1953-54	Winstead, Skippy	21	0	63	137	460	0	0	.000	65	103	.631	0	62	3.0	0	65	0	0	0	191	9.1
2023-24	Withers, Jae Lyn	37	458	53	99	535	4	20	.200	46	59	.780	37	133	3.6	21	25	53	16	18	156	4.2
2023-24	Wojcik, Paxson	32	265	16	47	340	7	30	.233	12	17	.706	12	32	1.0	13	10	26	3	0	51	1.6
1976-80	Wolf, Jeff	109	542	148	283	523	0	0	.000	63	149	.423	0	395	3.6	91	29	187	33	81	359	3.3
1983-87	Wolf, Joe	128	3185	511	928	551	23	40	.575	186	243	.765	0	707	5.5	243	207	279	84	39	1231	9.6
1977-81	Wood, Al	126	2188	825	1474	560	0	0	.000	365	478	.764	0	624	5.0	171	118	328	126	64	2015	16.0
2005-08	Wood, Surry	46	78	10	25	400	0	2	.000	2	8	.250	8	31	0.7	3	6	4	2	0	22	0.4
2016-19	Woods, Seventh	94	815	57	164	348	6	25	.240	47	74	.635	11	102	1.1	141	105	88	57	7	167	1.8
2007-09	Wooten, Jack	37	70	6	18	333	2	10	.200	1	4	.250	2	11	0.3	5	2	3	0	1	15	0.4
1979-82	Worthy, James	84	2788	485	896	541	0	0	.000	249	382	.652	0	620	7.4	208	252	211	117	94	1219	14.5
2006-07	Wright, Brandon	37	1013	228	353	646	0	0	.000	89	157	.570	77	229	6.2	37	59	55	36	65	545	14.7
1969-72	Wycik, Dennis	87	0	519	880	590	0	0	.000	431	517	.834	0	556	6.4	193	0	266	0	0	1469	16.9
1963-66	Yokley, John	57	0	98	208	471	0	0	.000	69	106	.651	0	100	1.8	0	0	100	0	0	265	4.6
1976-80	Yonakor, Rich	110	520	226	449	503	0	0	.000	145	201	.721	0	405	3.7	171	33	201	51	24	597	5.4
1954-57	Young, Bob	51	0	82	257	319	0	0	.000	41	71	.577	0	133	2.6	0	0	107	0	0	205	4.0
1974-78	Zaliagiris, Tom	110	0	193	396	487	0	0	.000	84	143	.587	0	129	1.2	95	0	125	65	7	470	4.3
2008-12	Zeller, Tyler	117	2698	547	1010	542	0	0	.000	407	524	.777	316	789	6.7	69	165	271	77	129	1501	12.8
1993-97	Zwikker, Serge	120	2423	365	728	501	1	3	.333	103	148	.696	203	598	5.0	46	94	228	25	132	834	7.0

NC STATE

Year	Name	G	MIN	FG	FGA	PCT	3PT	3PA	PCT	FT	FTA	PCT	OR	TR	AVG	AST	TO	PF	ST	BK	PTS	AVG
2014-18	Abu, Abdul-Malik	128	2934	462	934	.495	2	19	.105	248	395	.628	291	776	6.1	110	184	340	41	82	1174	9.2
1953-54	Adams, Bob	8	0	4	13	.308	0	0	.000	5	8	.625	0	9	1.1	0	0	0	0	0	13	1.6
1975-76	Adell, Darnell	28	0	58	138	.420	0	0	.000	18	25	.720	0	31	1.1	68	0	53	24	1	134	4.8
1975-76	Agardy, Eric	8	0	1	4	.250	0	0	.000	0	0	.000	0	3	0.4	1	0	2	0	0	2	0.3
2004-07	Albritton, Braxton	22	35	1	3	.333	1	1	1.000	3	6	.500	1	4	0.2	0	4	0	3	0	6	0.3
2020-22	Allen, Thomas	43	826	80	221	.362	44	123	.358	22	29	.759	16	74	1.7	57	28	43	39	4	226	5.3
1977-78	Almond, Keith	5	6	0	0	.000	0	0	.000	4	5	.800	0	0	0.0	1	0	1	0	0	4	0.8
2010-11	Amos, Ben	2	2	0	0	.000	0	0	.000	0	0	.000	0	0	0.0	0	0	0	0	0	0	0.0
1997-99	Anderson, Ron	34	436	37	80	.463	5	16	.313	25	49	.510	37	85	2.5	19	35	39	11	3	104	3.1
2019-20	Andrew, Pat	27	378	35	116	.302	29	89	.326	21	25	.840	11	65	2.4	5	10	36	11	4	120	4.4
1968-70	Anheuser, Rick	55	0	213	435	.490	0	0	.000	101	152	.664	0	351	6.4	0	0	0	0	0	527	9.6
2013-17	Any, BeeJay	129	2199	180	309	.583	0	0	.000	102	214	.477	165	466	3.6	39	112	318	28	243	462	3.6
1953-54	Applebaum, Herb	35	0	56	156	.359	0	0	.000	87	120	.725	0	157	4.5	0	0	0	0	0	199	5.7
1958-59	Atkins, Harold	3	0	1	2	.500	0	0	.000	0	1	.000	0	2	0.7	0	0	0	0	0	2	0.7
2003-07	Atsur, Engin	119	3838	390	893	.437	223	578	.386	178	236	.754	74	342	2.9	365	210	291	164	15	1181	9.9
1961-64	Auksel, Pete	57	0	278	636	.437	0	0	.000	83	140	.593	0	418	7.3	0	0	0	0	0	639	11.2
1976-80	Austin, Clyde	115	1597	577	1194	.483	0	0	.000	229	329	.696	0	342	3.0	473	40	269	158	37	1383	12.0
1979-83	Bailey, Thurl	123	3909	611	1190	.513	10	15	.667	263	353	.745	0	759	6.2	94	198	284	57	207	1495	12.2
1990-94	Bakalli, Migjen	75	1451	166	401	.414	100	268	.373	61	93	.656	54	162	2.2	110	82	146	37	6	493	6.6
2013-16	Barber, Anthony	104	3257	500	1169	.428	82	236	.347	425	536	.793	65	339	3.3	403	220	198	70	3	1507	14.5
2019-22	Bates, Manny	54	1189	165	255	.647	0	0	.000	53	88	.602	101	258	4.6	24	47	137	25	147	383	7.1
1982-84	Battle, Alvin	43	415	41	92	.446	0	0	.000	30	60	.500	0	87	2.0	11	37	55	13	12	112	2.6
2011-15	Battle, Staats	24	39	7	25	.280	5	23	.217	0	3	.000	3	11	0.5	2	1	5	0	0	19	0.8
2017-18	Batts, Lavar Jr.	30	396	35	109	.321	9	48	.188	33	56	.589	9	37	1.2	45	19	43	25	3	112	3.7
1998-99	Bean, Keith	24	227	38	78	.487	6	15	.400	30	57	.526	21	58	2.4	7	27	34	10	5	112	4.7
2000-02	Bell, Michael	18	78	5	13	.385	2	6	.333	8	17	.471	9	20	1.1	6	3	7	3	1	20	1.1
1953-58	Bell, Whitey	77	0	277	711	.390	0	0	.000	166	239	.695	0	229	3.0	0	0	108	0	0	720	9.4
1994-98	Benjamin, Ishua	118	3662	452	1166	.388	158	486	.325	201	274	.734	101	345	2.9	435	331	315	195	17	1263	10.7
2002-06	Bennerman, Cameron	13	2333	306	649	.471	110	304	.362	146	186	.785	103	267	2.3	129	129	183	80	17	868	7.4
1957-58	Bennett, Will	3	0	0	0	.000	0	0	.000	0	1	.000	0	2	0.7	0	0	3	0	0	0	0.0
1970-71	Benson, Bill	25	0	92	233	.395	0	0	.000	24	33	.727	0	61	2.4	0	0	50	0	0	208	8.3
2004-06	Bethel, Tony	58	1655	171	411	.416	108	273	.396	56	72	.778	35	211	3.6	148	111	133	86	12	506	8.8
2017-21	Beverly, Braxton	121	3416	333	862	.386	218	589	.370	128	171	.749	36	208	1.7	306	129	248	108	2	1012	8.4
1964-68	Biedenbach, Ed	73	0	383	874	.438	0	0	.000	208	285	.730	0	216	3.0	0	0	0	0	0	974	13.3
1985-87	Binns, Tevin	45	296	53	103	.515	0	0	.000	31	42	.738	0	56	1.2	10	21	23	7	6	137	3.0
1963-66	Blondeau, Hal	53	0	95	223	.426	0	0	.000	61	89	.685	0	154	2.9	0	0	0	0	0	251	4.7
1983-87	Bolton, Benny	130	2658	332	758	.438	69	161	.429	286	364	.786	0	343	2.6	145	181	238	36	13	1019	7.8
2004-06	Brackman, Andrew	67	1262	163	334	.488	35	101	.347	141	181	.779	89	237	3.5	49	71	143	21	68	502	7.5
1966-69	Braucher, Dick	76	0	312	714	.437	0	0	.000	143	213	.671	0	383	5.0	0	0	0	0	0	767	10.1
2013-17	Brickhouse, Chris	17	24	2	5	.400	0	0	.000	0	0	.000	5	8	0.5	1	3	2	1	1	4	0.2

1985-89	Brown, Chucky.....	128	3014	555	996	.557	7	28	.250	240	360	.667	0	679	5.3	94	146	209	62	63	1357	10.6
2010-13	Brown, Lorenzo.....	101	3290	410	955	.429	64	210	.305	283	382	.741	74	425	4.2	589	304	190	172	50	1167	11.6
2018-20	Bryce, C.J.....	64	1917	296	651	.455	69	203	.340	128	167	.766	106	342	5.3	122	115	128	75	20	789	12.3
1995-98	Bufum, Luke.....	46	321	20	52	.385	1	5	.200	14	24	.583	20	45	1.0	12	21	50	5	2	55	1.2
1971-74	Burleson, Tom.....	84	0	641	1243	.516	0	0	.000	316	460	.687	0	1066	12.7	0	0	266	0	0	1598	19.0
2022-24	Burns Jr., D.J.....	75	1798	419	770	.544	1	5	.200	114	175	.651	114	328	4.4	168	141	200	423	55	953	12.7
1983-84	Butts, Rodney.....	16	88	9	26	.346	0	0	.000	2	4	.500	0	11	0.7	0	4	4	0	0	20	1.3
1973-76	Buurma, Mike.....	14	0	3	15	.200	0	0	.000	3	4	.500	0	9	0.6	0	0	5	0	0	9	0.6
1971-73	Cafferky, Joe.....	51	0	242	473	.512	0	0	.000	86	109	.789	0	141	2.8	0	0	93	0	0	570	11.2
1972-73	Campbell, Leo.....	1	0	1	3	.333	0	0	.000	0	0	.000	0	2	0.0	0	0	1	0	0	2	0.0
1990-91	Campion, Paul.....	6	15	1	3	.333	1	1	1.000	0	0	.000	0	3	0.5	0	0	1	0	0	3	0.5
2012-16	Cannon, Chase.....	24	32	3	14	.214	1	8	.125	0	2	.000	5	8	0.3	2	2	3	0	0	7	0.3
1974-77	Carr, Kenny.....	86	0	710	1375	.516	0	0	.000	352	517	.681	0	789	9.2	110	0	294	89	73	1772	20.6
1981-85	Charles, Lorenzo.....	126	3332	583	1055	.553	0	0	.000	369	525	.703	0	730	5.8	81	170	251	45	66	1535	12.2
2022-23	Clark, Jack.....	23	618	79	181	.436	28	97	.289	21	25	.840	46	158	6.9	35	11	48	39	9	207	9.0
2006-07	Clark, Justin.....	9	41	4	4	1.000	0	0	.000	0	0	.000	1	1	0.1	4	0	5	1	0	8	0.9
1956-60	Clark, Ken.....	67	0	98	259	.378	0	0	.000	128	189	.677	0	328	4.9	0	0	168	0	0	324	4.8
1969-72	Coder, Paul.....	83	0	442	779	.567	0	0	.000	254	388	.655	0	653	7.9	0	0	120	0	0	1138	13.7
1964-66	Coker, Pete.....	52	0	300	567	.529	0	0	.000	133	175	.760	0	518	10.0	0	0	0	0	0	733	14.1
2001-05	Collins, Jordan.....	106	1224	131	287	.456	31	85	.365	65	84	.774	71	186	1.8	58	70	194	28	44	358	3.4
1987-91	Corchiani, Chris.....	124	4097	453	978	.463	127	311	.408	392	477	.822	15	263	2.1	1038	400	349	328	9	1425	11.5
2014-17	Corchiani, Chris, Jr.....	12	19	4	11	.364	0	2	.000	2	2	1.000	0	1	0.1	3	3	4	1	0	8	0.7
2005-09	Costner, Brandon.....	101	2905	406	925	.439	139	403	.345	322	430	.749	127	596	5.9	198	276	255	61	76	1273	12.6
1999-03	Crawford, Clifford.....	124	2627	250	551	.454	42	134	.313	180	273	.659	62	334	2.7	309	244	266	167	22	722	5.8
1987-90	D'Amico, Brian.....	83	1131	141	269	.524	0	0	.000	38	80	.475	69	254	3.1	48	60	151	23	34	320	3.9
2018-21	Daniels, Devon.....	80	2238	361	806	.448	84	261	.322	132	194	.683	74	389	4.9	166	163	189	105	36	938	11.7
1993-95	Daniels, Ricky.....	55	1286	128	320	.400	35	115	.304	46	74	.622	116	303	5.5	124	85	128	53	14	337	6.1
1974-78	Davis, Craig.....	106	310	122	276	.442	0	0	.000	86	123	.699	0	120	1.1	173	0	214	74	1	330	3.1
2006-07	Davis, Darrell.....	7	19	0	2	.000	0	0	.000	0	0	.000	0	2	0.3	1	2	3	0	1	0	0.0
2009-10	Davis, Josh.....	31	321	32	69	.464	0	1	.000	16	34	.471	32	52	1.7	14	18	25	5	5	80	2.6
1991-95	Davis, Mark.....	108	2329	304	759	.401	137	376	.364	92	154	.597	152	400	3.7	166	151	248	58	11	837	7.8
1973-75	Dayhuff, Bruce.....	23	0	4	16	.250	0	0	.000	6	8	.750	0	7	0.3	0	0	8	0	0	14	0.6
2011-13	de Thaeu, Thomas.....	22	134	15	44	.341	5	20	.250	3	4	.750	12	28	1.3	7	6	13	3	1	38	1.7
2007-10	Degand, Farnold.....	63	1411	113	268	.422	36	102	.000	78	127	.614	20	131	2.1	159	155	120	44	24	340	5.4
1984-88	DelNegro, Vinnie.....	103	2254	343	683	.502	67	150	.447	189	229	.825	0	301	2.9	270	118	152	91	11	942	9.1
1972-73	Dempsey, Mike.....	4	0	2	7	.286	0	0	.000	2	2	1.000	0	7	1.8	0	0	5	0	0	6	1.5
1982-84	Densmore, Walt.....	12	30	0	4	.000	0	0	.000	4	13	.308	0	9	0.8	2	4	4	0	1	4	0.3
2023-24	Diarra, Mohamed.....	40	882	92	193	.477	21	68	.309	48	73	.658	72	311	7.8	24	26	66	28	41	253	6.3
1953-56	Dickman, Lou.....	60	0	92	263	.350	0	0	.000	57	80	.713	0	170	2.8	0	0	57	0	0	241	4.0
1953-56	DiNardo, Phil.....	86	0	239	766	.312	0	0	.000	172	242	.711	0	705	8.2	0	0	162	0	0	650	7.6
1982-84	DiNardo, Tommy.....	8	14	0	4	.000	0	0	.000	0	0	.000	0	5	0.6	0	2	2	0	1	0	0.0
1958-61	DiStefano, Bob.....	73	0	239	557	.429	0	0	.000	239	315	.759	0	484	6.6	0	0	166	0	0	717	9.8
2019-20	Dixon, Danny.....	19	108	12	20	.600	0	0	.000	3	5	.600	8	19	1.0	4	2	21	1	0	27	1.4
2016-19	Dorn, Torin.....	101	2743	501	997	.503	70	216	.324	195	293	.666	189	616	6.1	118	161	170	82	26	1267	12.5
1966-68	Douglass, Jack.....	7	0	0	7	.000	0	0	.000	2	3	.667	0	5	0.7	0	0	0	0	0	2	0.3
2020-23	Douwona, Ebenezer.....	70	1127	75	147	.503	0	0	.000	34	55	.618	87	192	2.7	7	22	159	17	82	184	2.6
1986-87	Drummond, Kenny.....	24	611	106	246	.431	30	89	.337	27	43	.628	0	49	2.0	106	88	61	51	2	269	11.2
1968-71	Dunning, Joe.....	61	0	76	201	.378	0	0	.000	65	90	.722	0	81	1.3	0	0	72	0	0	217	3.6
1953-55	Dwyer, Cliff.....	48	0	170	428	.397	0	0	.000	155	214	.724	0	402	8.4	0	0	54	0	0	495	10.3
1957-60	Englehardt, Dan.....	59	0	151	377	.401	0	0	.000	112	134	.836	0	122	2.1	0	0	112	0	0	414	7.0
1957-58	Estis, Hal.....	8	0	4	13	.308	0	0	.000	1	2	.500	0	10	1.3	0	0	8	0	0	9	1.1
2001-06	Evitmov, Ilian.....	131	3626	394	900	.438	199	508	.392	227	287	.791	150	486	3.7	304	256	386	148	18	1214	9.3
1975-77	Ewing, Dirk.....	55	0	98	199	.492	0	0	.000	34	43	.791	0	90	1.6	36	0	53	28	4	230	4.2
2020-21	Farrar, Nick.....	7	22	2	4	.500	0	0	.000	1	4	.250	0	1	0.1	0	1	2	1	1	5	0.7
2019-21	Farthing, Max.....	17	44	2	10	.200	2	10	.200	3	4	.750	2	6	0.4	0	1	4	0	0	9	0.5
1985-86	Fasoulas, Panagiotis.....	29	319	30	68	.441	0	0	.000	20	41	.488	0	92	3.2	0	9	66	6	56	80	2.8
1989-95	Feggins, Bryant.....	110	2317	397	790	.503	2	12	.167	176	267	.659	191	456	4.1	97	169	277	61	37	972	8.8
2005-09	Fells, Courtney.....	111	3032	380	836	.455	147	407	.361	153	194	.789	63	347	3.1	129	166	236	99	72	1060	9.5
2006-09	Ferguson, Trevor.....	52	808	64	162	.395	43	115	.374	22	29	.759	12	60	1.2	50	40	63	17	5	193	3.7
1959-60	Finnegan, George.....	7	0	5	18	.278	0	0	.000	2	3	.667	0	8	1.1	0	0	3	0	0	12	1.7
1990-92	Fletcher, Adam.....	26	99	4	16	.250	1	8	.125	16	22	.727	3	11	0.4	14	20	20	7	0	25	1.0
2017-18	Freeman, Allerik.....	33	1135	164	425	.386	70	182	.385	132	170	.776	20	137	4.1	85	82	56	40	0	530	16.1
2013-18	Freeman, Lenard.....	136	2700	244	448	.545	0	0	.000	147	268	.549	261	704	5.2	77	88	250	66	49	635	4.7
1992-96	Fuller, Todd.....	115	3148	586	1176	.498	17	55	.309	400	500	.800	340	887	7.7	113	170	197	29	147	1589	13.8
2018-21	Funderburk, D.J.....	87	2046	340	589	.577	14	59	.237	270	347	.778	194	454	5.2	31	104	244	60	72	964	11.1
1996-00	Gainey, Justin.....	128	3827	292	733	.398	93	293	.317	208	279	.746	54	314	2.5	344	238	250	190	17	885	6.9
1957-60	Gallagher, Don.....	70	0	147	356	.413	0	0	.000	90	169	.533	0	360	5.1	0	0	114	0	0	384	5.5
1981-85	Gannon, Terry.....	127	2591	336	729	.461	53	90	.589	175	205	.854	0	108	0.9	223	135	161	69	1	900	7.

1963-66	Hodgdon, Ray	66	0	174	393	443	0	0	.000	83	126	.659	0	197	3.0	0	0	0	0	0	431	6.5
2001-05	Hodge, Julius	129	4258	665	1407	473	114	347	.329	596	784	.760	255	773	6.0	454	332	324	161	82	2040	15.8
1970-73	Holdt, Rick	80	0	336	675	498	0	0	.000	151	195	.774	0	338	4.2	0	0	167	0	0	823	10.3
1955-58	Hopper, Tom	44	0	22	56	393	0	0	.000	21	31	.677	0	62	1.4	0	0	28	0	0	65	1.5
2023-24	Horne, DJ	40	1304	240	551	436	105	260	.404	92	113	.814	19	138	3.5	84	54	80	51	5	677	16.9
2006-10	Horner, Dennis	128	2602	295	631	468	86	240	.366	196	251	.781	118	375	2.9	118	118	221	69	66	872	6.8
1986-90	Howard, Brian	111	2835	410	839	489	51	137	.372	164	224	.732	69	439	4.0	229	143	261	133	91	1035	9.3
2009-13	Howell, Richard	132	3059	485	936	518	4	18	.222	240	379	.633	392	1055	8.0	147	194	345	111	64	1214	9.2
1965-67	Hudson, Paul	34	0	34	82	415	0	0	.000	21	32	.656	0	89	2.6	0	0	0	0	0	89	2.6
1972-75	Hunt, Jerry	14	0	4	12	.333	0	0	.000	2	4	.500	0	5	0.4	0	0	1	0	0	10	0.7
2017-18	Hunt, Sam	33	530	57	135	.422	51	122	.418	17	18	.944	3	27	0.8	9	10	39	14	0	182	5.5
1995-96	Hunter, Tino	3	4	0	1	.000	0	0	.000	2	2	1.000	0	0	0.0	1	2	0	0	0	2	0.7
1993-97	Hyatt, Jeremy	119	2977	264	636	415	106	304	.349	149	213	.700	145	417	3.5	307	243	312	144	35	783	6.6
1997-01	Inge, Kenny	123	3553	433	882	491	13	56	.232	476	699	.681	341	833	6.8	110	291	329	118	106	1355	11.0
1967-69	Isley, Nelson	49	0	147	300	490	0	0	.000	26	46	.565	0	80	1.6	0	0	0	0	0	320	6.5
1974-76	Jackson, Bobo	56	0	45	111	405	0	0	.000	12	29	.414	0	48	0.9	27	0	109	12	0	102	1.8
1984-88	Jackson, Quentin	93	863	62	160	388	23	67	.343	37	53	.698	0	65	0.7	148	72	69	54	2	184	2.0
2001-02	Jensen, Kristian	2	2	0	1	.000	0	0	.000	0	0	.000	1	1	0.5	0	0	0	0	0	0	0.0
2011-12	Johnson Alex	37	722	51	151	338	29	97	.299	31	42	.738	8	63	1.7	104	58	41	31	0	162	4.4
1973-75	Johnson, Dwight	33	0	13	28	.464	0	0	.000	12	21	.571	0	17	0.5	0	0	23	0	0	38	1.2
2016-20	Johnson, Markell	120	3262	420	961	437	150	436	.344	173	263	.658	66	361	3.0	607	289	249	165	30	1163	9.7
2007-08	Johnson, Marques	21	317	14	37	.378	5	16	.313	8	14	.571	4	33	1.6	26	30	34	6	4	41	2.0
2011-12	Johnson, Patrick	1	2	0	1	.000	0	0	.000	0	0	.000	0	0	0.0	0	0	0	0	0	0	0.0
2022-23	Joiner, Jarkel	34	1219	200	467	428	62	175	.354	116	136	.853	26	163	4.8	123	49	53	44	3	578	17.0
1977-81	Jones, Art	112	1918	311	589	528	0	0	.000	148	216	.685	0	420	3.8	124	101	277	61	35	770	6.9
1992-93	Kane, Tommy	2	2	0	3	.000	0	3	.000	0	0	.000	1	1	0.5	0	1	0	0	0	0	0.0
2016-17	Kapita, Ted	26	328	45	74	.608	0	0	.000	23	28	.821	29	88	3.4	9	25	50	2	8	113	4.3
2022-24	Keatts, KJ	15	21	0	2	.000	0	1	.000	0	0	.000	0	2	0.1	0	4	3	0	0	0	0.0
1998-02	Keeter, Brian	36	59	14	27	.519	8	14	.571	3	4	.750	2	4	0.1	1	3	1	3	1	39	1.1
1978-79	Keller, Pete	7	0	3	3	1.000	0	0	.000	7	9	.778	0	2	0.3	3	0	4	0	0	13	1.9
1953-54	Kelley, Dave	5	0	1	7	.143	0	0	.000	0	0	.000	0	6	1.2	0	0	0	0	0	2	0.4
1997-01	Kelley, Ron	110	2328	369	756	.488	2	3	.667	222	386	.575	235	499	4.5	65	210	327	61	88	962	8.7
1956-57	Kelly, Dick	6	0	0	3	.000	0	0	.000	2	4	.500	0	3	0.5	0	0	3	0	0	2	0.3
1986-87	Kennedy, Andy	25	166	20	46	.435	12	24	.500	14	17	.824	0	20	0.8	10	13	13	6	1	66	2.6
1955-57	Kessler, Marvin	19	0	5	17	.294	0	0	.000	2	6	.333	0	7	0.4	0	0	8	0	0	12	0.6
1959-63	Key, John	32	0	84	168	.500	0	0	.000	55	67	.821	0	127	4.0	0	0	9	0	0	223	7.0
1953-54	Kincaid, Doug	5	0	2	8	.250	0	0	.000	3	4	.750	0	5	1.0	0	0	0	0	0	7	1.4
2015-18	Kirk, Shaun	33	175	18	44	.409	4	19	.211	6	9	.667	7	35	1.1	5	13	27	3	3	46	1.4
1988-93	Knox, Jamie	47	320	35	82	.427	3	13	.231	18	27	.667	11	35	0.7	13	23	33	8	10	91	1.9
1992-93	Kornegay, Chuck	7	183	24	43	.558	0	0	.000	14	20	.700	17	34	4.9	10	6	11	5	5	62	8.9
1965-68	Kretzer, Bill	68	0	191	425	.449	0	0	.000	111	192	.578	0	352	5.2	0	0	0	0	0	493	7.3
1993-96	Kretzer, Bill	29	82	16	32	.500	0	0	.000	2	5	.400	12	24	0.8	5	6	7	3	2	34	1.2
2008-11	Kufuor, Enrico	17	24	3	7	.429	0	1	.000	0	0	.000	0	3	0.2	0	4	0	2	0	6	0.4
1972-75	Kuszmual, Craig	51	0	30	54	.556	0	0	.000	5	14	.357	0	34	0.7	0	0	48	0	0	65	1.3
2014-15	Lacey, Trevor	35	1256	190	436	.436	78	199	.392	93	126	.738	27	160	4.6	121	67	56	31	7	551	15.7
1973-75	Lake, Bill	29	0	12	39	.308	0	0	.000	13	22	.591	0	42	1.4	0	0	15	0	0	37	1.3
1962-65	Lakins, Larry	55	0	349	646	.540	0	0	.000	163	228	.715	0	391	7.1	0	0	0	0	0	861	15.7
1985-87	Lambiotte, Walker	64	984	148	297	.498	4	16	.250	29	48	.604	0	108	1.7	75	46	77	51	17	329	5.1
1979-82	Lay, Emmett	27	40	5	13	.385	0	0	.000	0	1	.000	0	14	0.5	1	5	7	0	0	10	0.4
1988-91	Lee, David	31	141	14	27	.519	0	0	.000	11	29	.379	0	33	1.1	4	6	17	3	1	39	1.3
2013-15	Lee, Desmond	64	1090	111	190	.584	22	86	.256	138	185	.746	36	134	2.1	70	77	96	35	1	382	6.0
1969-71	Leftwich, Ed	55	0	376	928	.405	0	0	.000	149	240	.621	0	241	4.4	0	63	0	0	0	901	16.4
1966-67	Leith, Bruce	15	0	16	42	.381	0	0	.000	1	2	.500	0	30	2.0	0	0	0	0	0	33	2.2
1998-00	Lentz, Carl	11	23	2	11	.182	2	6	.333	2	2	1.000	2	3	0.3	6	4	3	1	0	8	0.7
1981-83	Leonard, Quinton	17	29	6	9	.667	0	0	.000	4	7	.571	0	4	0.2	0	5	2	1	0	16	0.9
2010-13	Leslie, C.J.	99	2859	507	1020	.497	13	48	.271	332	564	.589	221	723	7.3	113	236	233	89	136	1359	13.7
1986-89	Lester, Avie	95	1424	170	327	.520	0	0	.000	100	170	.588	0	276	2.9	34	66	205	39	72	440	4.6
2006-07	Lewandowski, Bartosz	1	1	0	0	.000	0	0	.000	0	0	.000	0	0	0.0	0	1	0	0	0	0	0.0
2010-13	Lewis, Jay	23	33	2	12	.167	2	9	.222	0	0	.000	1	4	0.2	3	3	4	0	0	6	0.3
1990-94	Lewis, Marc	84	990	122	281	.434	3	14	.214	68	120	.567	90	203	2.4	45	70	121	29	10	315	3.8
2012-14	Lewis, Tyler	70	1139	83	233	.356	22	88	.250	87	107	.813	16	83	1.2	183	60	85	13	2	275	3.9
1971-72	Lile, Carl	16	0	8	24	.333	0	0	.000	7	10	.700	0	14	0.9	0	0	12	0	0	23	1.4
1960-61	Litchfield, Terry	23	0	39	72	.542	0	0	.000	19	21	.905	0	69	3.0	0	0	41	0	0	97	4.2
2018-19	Lockett, Eric	25	387	42	88	.477	11	26	.423	14	23	.609	30	73	2.9	31	18	39	14	4	109	3.4
1975-76	Long, Sotella	7	0	4	7	.571	0	0	.000	2	3	.667	0	3	0.4	0	0	1	0	0	10	1.4
1969-72	Lovisa, Renaldo	31	0	21	32	.656	0	0	.000	16	32	.500	0	47	1.5	0	0	12	0	0	58	1.9
1979-83	Lowe, Sidney	120	4056	343	728	.471	44	115	.383	318	422	.754	0	352	2.9	762	266	274	220	7	1048	8.7
1959-62	Lutz, Denny	40	0	26	56	.464	0	0	.000	11	21	.524	0	21	0.5	0	0	15	0	0	63	1.6
1956-59	MacGillivray, Bob	59	0	226	521	.434	0	0	.000	190	273	.696	0	310	5.3	0	0	169	0	0	642	10.9
1954-57	Maglio, John	77	0	292	652	.448	0	0	.000	286	399	.717	0	270	3.5	0	0	184	0	0	870	11.3
20																						

2005-07	Nieman, Bryan	39	534	24	62	387	8	33	242	9	16	563	11	56	1.4	21	15	55	21	4	65	1.7
1958-61	Niewierowski, Stan	63	0	174	462	377	0	0	0.000	99	140	707	0	303	4.8	0	0	93	0	0	447	7.1
1995-97	Norton, Steve	27	128	8	18	444	0	0	0.000	9	16	563	6	30	1.1	1	12	17	2	4	25	0.9
1971-74	Nuce, Steve	80	0	208	477	436	0	0	0.000	60	88	682	0	265	3.3	0	0	133	0	0	476	6.0
2021-24	Nunnally, Alex	23	27	0	2	0.000	0	2	0.000	0	0	0.000	0	3	0.1	0	0	2	0	0	0	0.0
2023-24	O'Connell, Michael	41	1027	83	185	449	30	80	375	38	49	776	25	139	3.4	130	51	66	36	3	234	5.7
2003-04	O'Donnell, Mike	30	339	24	66	364	18	49	367	6	7	857	4	20	0.7	33	17	27	11	0	72	2.4
2008-10	Obi-Gwacham, K.C.	2	3	0	1	0.000	0	0	0.000	0	0	0.000	1	1	0.5	0	0	0	0	1	0	0.0
2009-12	Painter, DeShawn	89	1302	143	335	427	0	2	0.000	106	156	679	103	278	3.1	19	63	176	13	45	392	4.4
1978-82	Parzych, Scott	110	1961	276	556	496	0	0	0.000	90	139	647	0	328	3.0	123	114	165	56	34	642	5.8
2023-24	Parker, Jr., Dennis	29	447	51	115	443	12	39	308	21	39	538	35	93	3.2	11	19	33	21	7	135	4.7
2021-24	Pass, Breon	86	616	50	130	385	18	64	281	22	27	815	12	73	0.9	34	35	55	21	4	140	1.6
1977-80	Perkins, Donnie	64	349	103	213	484	0	0	0.000	28	54	519	0	118	1.8	23	5	55	13	4	234	3.7
1979-82	Perry, Max	52	301	8	31	258	0	0	0.000	15	25	600	0	15	0.3	77	35	28	10	0	31	0.6
1998-00	Petty, Ben	8	13	1	1	1.000	0	0	0.000	2	3	667	2	3	0.4	0	1	4	0	1	4	0.5
1983-85	Pierre, Russell	62	1467	178	358	497	0	0	0.000	95	161	590	0	364	5.9	47	103	142	24	28	451	7.3
1977-79	Pinder, Tiny	60	643	254	549	463	0	0	0.000	164	217	756	0	360	6.0	60	0	162	44	11	672	11.2
1994-97	Pinkins, Al	42	791	97	222	437	29	82	354	62	98	633	87	192	4.6	23	24	62	26	8	285	6.8
2006-07	Pittman, Kenneth	2	2	0	2	0.000	0	0	0.000	0	0	0.000	0	0	0.0	0	0	0	0	0	0	0.0
1954-57	Pond, Nick	67	0	109	286	381	0	0	0.000	60	104	577	0	258	3.9	0	0	96	0	0	278	4.1
1985-89	Poston, Kenny	30	159	6	37	162	3	8	375	2	5	400	0	34	1.1	8	13	15	6	5	17	0.6
2001-03	Powell, Josh	65	1500	239	432	553	11	38	289	140	192	729	129	294	4.5	62	132	162	32	71	629	9.7
1981-83	Proctor, Dinky	39	179	19	46	413	0	0	0.000	4	16	250	0	33	0.8	12	8	18	3	4	42	1.1
1956-59	Pucillo, Lou	74	0	384	916	419	0	0	0.000	176	265	664	0	160	2.2	0	0	128	0	0	944	12.8
1962-62	Punger, John	35	0	177	378	468	0	0	0.000	52	85	612	0	328	9.4	0	0	37	0	0	406	11.6
2012-13	Purvis, Rodney	35	894	110	249	442	30	78	385	42	82	512	23	84	2.4	45	51	63	20	2	292	8.3
2011-12	Raymond, Jaqawn	11	29	3	10	300	3	10	300	0	0	0.000	1	4	0.4	0	1	4	0	0	9	0.8
1958-59	Reiner, Mark	13	0	19	66	288	0	0	0.000	23	31	742	0	21	1.6	0	0	12	0	0	61	4.7
2023-24	Rice, MJ	9	79	15	31	484	3	13	231	4	9	444	6	17	1.9	1	6	7	2	0	37	4.1
1994-96	Richards, Geoff	17	52	9	19	474	0	0	0.000	4	7	571	10	20	1.2	7	5	3	2	0	22	1.3
1956-59	Richter, John	74	0	402	867	464	0	0	0.000	305	482	633	0	936	12.6	0	0	247	0	0	1109	15.0
1968-71	Risinger, Jim	59	0	61	161	379	0	0	0.000	67	88	761	0	86	1.5	0	0	20	0	0	189	3.2
1990-91	Ritter, Chris	8	21	0	9	0.000	0	3	0.000	1	2	500	0	5	0.6	0	6	3	1	0	1	0.1
1973-75	Rivers, Morris	58	0	308	624	494	0	0	0.000	111	161	689	0	174	3.0	0	0	173	0	0	727	12.5
2001-05	Roach, Will	40	124	5	21	238	3	14	214	13	16	813	4	10	0.3	11	4	29	7	0	26	0.7
1990-92	Robinson, Anthony	31	146	8	20	400	0	0	0.000	8	15	533	11	35	1.1	11	12	24	2	10	24	0.8
2012-14	Robinson, Jevoni	17	19	2	5	400	0	0	0.000	3	4	750	6	9	0.5	0	2	6	0	3	7	0.4
1962-64	Robinson, Les	24	0	10	31	323	0	0	0.000	8	14	571	0	23	1.0	0	0	0	0	0	28	1.2
1960-63	Rohloff, Ken	56	0	279	592	471	0	0	0.000	135	192	703	0	169	3.0	0	0	59	0	0	693	12.4
2021-24	Ross, Ernest	62	534	55	118	466	4	32	125	31	54	574	42	114	1.8	9	25	89	18	35	145	2.3
2015-17	Rowan, Maverick	58	1850	246	636	387	134	388	345	99	123	805	50	194	3.3	45	79	117	31	6	725	12.5
1953-55	Scheffel, Ronnie	56	0	62	145	428	0	0	0.000	88	127	693	0	116	2.1	0	0	37	0	0	212	3.8
2020-22	Seabron, Dereon	56	1567	250	510	490	16	63	254	163	235	694	112	344	6.1	121	107	76	60	11	679	12.1
1991-93	Seale, Donnie	31	795	87	202	431	14	57	246	46	88	523	40	91	2.9	124	87	65	26	6	234	7.5
1954-57	Seitz, Bob	72	0	166	376	441	0	0	0.000	147	175	840	0	353	4.9	0	0	142	0	0	479	6.7
1963-64	Sellers, Jim	3	0	0	1	0.000	0	0	0.000	0	0	0.000	0	0	0.0	0	0	0	0	0	0	0.0
1965-66	Sellers, John	11	0	5	14	357	0	0	0.000	0	3	0.000	0	12	1.1	0	0	0	0	0	10	0.9
1966-69	Serdich, Joe	74	0	345	736	469	0	0	0.000	171	217	788	0	360	4.9	0	0	0	0	0	861	11.6
1985-88	Shackelford, Charles	94	2897	556	1089	511	0	1	0.000	176	310	568	0	735	7.8	86	197	257	76	101	1288	13.7
1983-84	Shackelford, Terry	5	9	1	3	333	0	0	0.000	0	0	0.000	0	6	1.2	0	0	2	0	0	2	0.4
1953-56	Shavlik, Ronnie	95	0	649	1647	394	0	0	0.000	463	709	653	0	1598	16.8	0	0	184	0	0	1761	18.5
1976-77	Sherrill, Fred	7	0	1	3	333	0	0	0.000	1	2	500	0	3	0.4	1	0	3	2	0	3	0.4
2000-04	Sherrill, Scooter	117	2555	292	688	424	144	412	350	164	196	837	60	244	2.1	119	113	172	93	8	892	7.6
1959-60	Simbeck, Jon Ed	23	0	29	73	397	0	0	0.000	13	16	813	0	26	1.1	0	0	30	0	0	71	3.1
2004-06	Simmons, Cedric	63	1189	170	301	565	2	4	500	144	221	652	79	260	4.1	68	82	157	26	115	486	7.7
2003-05	Simons, Adam	7	30	3	8	375	1	1	1.000	2	2	1.000	2	9	1.3	1	6	6	0	0	9	1.3
1993-94	Sims, Lewis	12	195	40	97	412	12	33	364	9	13	692	18	41	3.4	7	16	22	7	1	101	8.4
1961-63	Sincock, Pom	29	0	49	98	500	0	0	0.000	28	44	636	0	105	3.6	0	0	0	0	0	126	4.3
2016-17	Smith, Dennis	32	1114	191	420	455	55	153	359	143	200	715	26	146	4.6	197	108	67	62	14	580	18.1
2008-12	Smith, Kendall	28	44	9	18	500	0	0	0.000	9	15	600	5	17	0.6	1	3	6	1	0	27	1.0
1972-74	Smith, Steve	12	0	4	11	364	0	0	0.000	1	3	333	0	9	0.8	0	0	7	0	0	9	0.8
2021-23	Smith, Terquavion	66	2153	390	1004	388	187	531	352	163	233	700	53	253	3.8	207	130	150	91	28	1130	17.1
2007-11	Smith, Tracy	106	2422	471	905	520	0	0	0.000	298	463	644	217	543	5.1	79	140	201	69	59	1240	11.7
1971-73	Smoral, Steve	32	0	35	87	402	0	0	0.000	29	38	763	0	50	1.6	0	0	49	0	0	99	3.1
2022-24	Snell, Jordan	16	22	1	4	250	1	1	1.000	1	2	500	1	3	0.2	0	2	1	0	1	4	0.3
1960-63	Speaks, Jon	63	0	257	581	442	0	0	0.000	194	247	785	0	140	2.2	0	0	36	0	0	708	11.2
1973-76	Spence, Phil	88	0	396	731	542	0	0	0.000	194	261	743	0	742	8.4	32	0	201	23	33	986	11.2
2018-19	Steele, Ian	1	5	2	2	1.000	0	0	0.000	0	0	0.000	0	4	0.4	1	0	0	0	0	4	4.0
1955-59	Stepanovich, George	57	0	161	415	388	0	0	0.000	78	140	557	0	465	8.2	0	0	140	0	0	400	7.0
1953-54	St																					

2001-05	Watkins, Levi	97	1637	172	441	390	82	263	312	64	93	.688	71	204	2.1	77	87	202	45	17	490	5.1
1991-92	Watkins, Vince	3	4	0	1	.000	0	0	.000	1	2	.500	1	2	0.7	0	1	2	0	0	1	0.3
1977-81	Watts, Craig	115	1724	225	410	.549	0	0	.000	89	150	.593	0	480	4.2	79	59	322	51	56	539	4.7
1983-85	Webb, Spud	66	1899	268	570	.470	0	0	.000	153	201	.761	0	125	1.9	373	162	174	127	12	689	10.4
1979-84	Weber, Phil	24	60	9	23	.391	0	0	.000	3	5	.600	0	3	0.1	8	7	4	3	0	21	0.9
1985-89	Weems, Kelsey	116	1266	189	339	.558	6	14	.429	93	161	.578	0	96	0.8	208	141	166	62	9	477	4.1
1968-71	Wells, Dan	72	0	176	326	.540	0	0	.000	125	194	.644	0	293	4.1	0	0	80	0	0	477	6.6
1996-00	Wells, Tim	97	1628	157	361	.435	49	121	.405	110	133	.827	52	185	1.9	95	84	151	40	30	473	4.9
1959-62	Wherry, Dan	50	0	47	120	.392	0	0	.000	45	96	.469	0	115	2.3	0	0	36	0	0	139	2.8
1960-63	Whitfield, Jim	44	0	88	154	.571	0	0	.000	70	99	.707	0	195	4.4	0	0	10	0	0	246	5.6
1988-90	Whitley, Roland	17	51	2	6	.333	0	0	.000	5	8	.625	0	5	0.3	4	10	8	1	0	9	0.5
1976-80	Whitney, Hawkeye	117	1790	826	1628	.507	0	0	.000	312	465	.671	0	652	5.6	259	47	294	166	52	1964	16.8
1979-83	Whittenburg, Derek	109	3106	482	984	.490	39	82	.476	269	339	.794	0	236	2.2	194	160	225	67	7	1272	11.7
1999-01	Wilkins, Damien	60	1937	236	578	.408	48	160	.300	173	253	.684	169	348	5.8	146	154	132	75	36	693	11.6
2008-12	Williams, C.J.	129	2746	315	681	.463	67	218	.307	82	112	.732	117	337	2.6	164	130	211	78	46	779	6.0
2006-08	Williams, Chad	2	3	0	0	.000	0	0	.000	0	0	.000	0	0	0.0	0	0	0	0	0	0	0.0
1997-01	Williams, Cornelius	97	806	40	110	.364	0	1	.000	38	63	.603	55	119	1.2	8	37	103	12	32	118	1.2
1999-00	Williams, Marshall	20	362	37	95	.389	7	38	.184	28	45	.622	19	50	2.5	15	27	32	17	2	109	5.5
1967-70	Williford, Vann	81	0	594	1161	.512	0	0	.000	355	469	.757	0	760	9.4	0	0	0	0	0	1543	19.0
1992-96	Wilson, Marcus	90	1603	188	469	.401	14	47	.298	56	92	.609	106	231	2.6	74	101	164	62	38	446	5.0
1978-79	Wolf, Steve	12	0	6	16	.375	0	0	.000	9	11	.818	0	9	0.8	4	0	8	2	0	21	1.8
2009-13	Wood, Scott	138	4372	450	1065	.423	334	809	.413	233	263	.886	56	368	2.7	190	141	316	97	79	1467	10.6
2023-24	Woods, Kam	13	97	5	17	.294	2	5	.400	3	6	.500	2	11	0.8	2	8	9	3	0	15	1.2
1963-66	Worsley, Larry	60	0	225	485	.464	0	0	.000	56	89	.629	0	261	4.4	0	0	0	0	0	506	8.4
1961-63	York, Smedes	9	0	2	9	.222	0	0	.000	1	7	.143	0	3	0.3	0	0	0	0	0	5	0.6
2016-18	Yurtseven, Omer	55	1202	240	443	.542	23	47	.489	72	112	.643	121	318	5.8	41	66	161	20	76	575	10.4

NOTRE DAME

Year	Name	G	MIN	FG	FGA	PCT	3PT	3PA	PCT	FT	FTA	PCT	OR	TR	AVG	AST	TO	PF	ST	BK	PTS	AVG
2013-14	Atkins, Eric	32	1211	159	375	.424	61	165	.370	65	96	.677	28	88	2.8	156	61	73	39	5	444	13.9
2021-22	Atkinson, Paul	35	965	176	300	.587	0	2	.000	87	116	.750	88	241	6.9	58	64	72	23	24	439	12.5
2013-16	Auguste, Zach	103	2458	468	819	.571	0	1	.000	245	402	.609	259	754	7.3	75	172	238	59	75	1181	11.5
2013-17	Beachem, V.J.	132	3068	435	994	.438	228	582	.392	117	159	.736	67	351	2.7	81	96	148	75	78	1215	9.2
2023-24	Booth, Carey	33	656	75	192	.391	35	118	.297	26	41	.634	22	142	4.3	15	25	42	7	21	211	6.4
2023-24	Braiton, Raheem	6	17	0	5	.000	0	1	.000	0	0	.000	1	2	0.3	2	3	0	0	0	0	0.0
2013-16	Burgett, Austin	65	649	55	114	.482	15	60	.250	24	34	.706	22	94	1.4	28	30	94	20	21	149	2.3
2016-19	Burns, Elijah	44	397	28	68	.412	2	6	.333	40	49	.816	32	91	2.1	10	16	26	8	5	98	2.2
2023-24	Burton, Markus	33	1114	210	499	.421	42	140	.300	115	140	.821	21	110	3.3	143	123	95	63	7	577	17.5
2022-23	Campbell, Dom	10	35	2	9	.222	0	0	.000	3	7	.429	5	12	1.2	1	0	8	0	1	7	0.7
2018-23	Carmody, Robby	23	204	24	61	.393	1	17	.059	23	34	.676	11	28	1.2	6	19	31	11	2	72	3.1
2014-18	Colson, Bonzie	125	3132	609	1154	.528	48	137	.350	366	474	.772	266	900	7.2	122	126	245	125	155	1632	13.1
2013-15	Connaughton, Pat	70	2541	321	699	.459	169	421	.401	105	130	.808	79	509	7.3	152	79	132	60	54	916	13.1
2023-24	Crowe, Thomas	6	11	1	3	.333	1	1	1.000	0	0	.000	0	1	0.2	0	0	1	0	0	3	0.5
2013-14	Crowley, Patrick	2	2	1	2	.500	0	0	.000	0	0	.000	1	1	0.5	0	0	0	1	0	2	1.0
2023-24	Davis, Tae	32	833	103	213	.484	7	38	.184	81	112	.723	56	163	5.1	33	48	78	18	11	294	9.2
2017-21	Djogo, Nikola	102	1375	94	250	.376	43	149	.289	45	63	.714	43	213	2.1	73	44	100	29	22	276	2.7
2018-20	Doherty, Chris	17	57	7	10	.700	0	0	.000	1	6	.167	5	14	0.8	1	2	11	2	2	15	0.9
2018-21	Durham, Juwan	85	1497	275	472	.583	0	4	.000	131	188	.697	127	395	4.6	71	79	175	42	178	681	8.0
2014-18	Farrell, Matt	110	2785	366	870	.421	191	493	.387	174	214	.813	21	174	1.6	417	185	145	90	7	1097	10.0
2014-18	Geben, Martinus	108	1554	216	355	.608	1	3	.333	132	160	.825	162	454	4.2	76	99	172	36	53	565	5.2
2016-20	Gibbs, T.J.	136	4158	502	1288	.390	241	646	.373	331	403	.821	69	286	2.1	382	158	238	133	9	1576	11.6
2018-23	Goodwin, Dane	158	4820	620	1398	.443	229	591	.387	232	282	.823	153	691	4.4	230	144	230	89	26	1641	10.4
2013-15	Grant, Jerian	50	1835	276	566	.488	70	207	.338	234	292	.801	17	145	2.9	327	104	99	87	23	856	17.1
2014-18	Gregory, Matt	37	65	3	22	.136	2	14	.143	2	4	.500	2	7	0.2	0	1	1	0	0	10	0.3
2022-23	Hammond, Marcus	24	609	89	193	.461	40	97	.412	20	29	.690	10	62	2.6	39	23	43	12	6	238	9.9
2023-24	Harbaugh, Zane	2	5	0	1	.000	0	1	.000	0	0	.000	1	2	1.0	1	0	0	0	0	0	0.0
2017-19	Harvey, D.J.	48	1097	143	367	.390	50	162	.309	86	120	.717	38	179	3.7	30	54	77	29	18	422	8.8
2023-24	Hattan, Thomas	4	6	1	3	.333	1	2	.500	0	0	.000	1	2	0.5	0	1	0	0	0	3	0.8
2015-16	Holtz, Chad	1	1	0	0	.000	0	0	.000	0	0	.000	0	1	1.0	0	0	0	0	0	0	0.0
2018-22	Hubb, Prentiss	126	4376	473	1283	.368	236	741	.318	162	223	.726	83	373	2.9	585	286	213	108	28	1344	10.7
2023-24	Imes, Logan	31	546	20	66	.303	8	36	.222	14	17	.824	5	77	2.5	34	24	36	12	3	62	2.0
2013-16	Jackson, Demetrius	103	3243	415	888	.467	133	349	.381	241	308	.782	90	322	3.1	335	170	197	114	23	1204	11.7
2013-15	Katenda, Eric	17	35	4	17	.235	0	0	.000	5	9	.556	1	7	0.4	1	1	4	25	1	13	0.8
2023-24	Kelly, JT	6	7	1	2	.500	1	2	.500	0	0	.000	1	2	0.3	0	0	1	0	0	3	0.5
2021-24	Konieczny, J.R.	39	748	90	218	.413	35	104	.337	41	49	.837	45	146	3.8	19	35	49	26	9	256	6.6
2013-14	Knight, Tom	27	384	45	84	.536	0	0	.000	15	22	.682	34	85	3.1	11	19	49	9	16	105	3.9
2018-23	Laszewski, Nate	123	3199	417	869	.480	176	485	.363	239	313	.764	131	696	5.7	86	106	230	42	59	1249	10.2
2022-23	Lubin, Ven-Allen	28	489	76	131	.580	1	11	.093	21	31	.677	44	123	4.4	10	21	49	9	23	174	6.2
2016-17	Mazza, Patrick	4	4	1	2	.500	0	0	.000	0	0	.000	0	1	0.3	0	1	0	0	1	2	0.5
2016-20	Mooney, John	112	2588	446	965	.462	98	274	.358	191	283	.675	253	924	8.3	117	97	186	83	61	1181	1

2022-23	Elliott, Greg.....	36	1056	114	264	.432	77	185	.416	68	78	.872	12	144	4.0	41	30	51	27	7	373	10.4
2018-19	Ellison, Malik.....	31	651	69	155	.445	3	16	.188	40	74	.541	37	117	3.8	36	50	68	20	10	181	5.8
2018-22	Ezeakudo, Onyebuchi.....	56	687	28	76	.389	21	54	.389	3	11	.273	17	63	1.1	46	31	42	28	1	80	1.4
2022-24	Federiko, Federico.....	68	1523	159	243	.654	0	0	.000	70	131	.534	162	356	5.2	49	59	179	31	101	388	5.6
2020-23	Fisch, Aidan.....	16	29	2	8	.250	0	2	.000	0	0	.000	1	5	0.3	0	3	5	0	0	4	0.3
2017-20	George, Samson.....	26	96	9	20	.458	0	0	.000	2	7	.286	11	26	1.0	1	0	14	1	1	20	0.8
2021-22	Gueye, Mouhamadou.....	32	934	111	255	.435	43	118	.364	47	61	.770	55	200	6.3	36	51	92	19	67	312	9.8
2019-20	Hamilton, Eric.....	31	515	61	124	.492	0	3	.000	48	67	.716	56	137	4.4	5	20	60	11	15	170	5.5
2022-24	Hinson, Blake.....	69	2250	382	866	.441	207	516	.401	188	279	.674	83	363	5.3	69	102	177	41	24	1159	16.8
2020-22	Horton, Ithiel.....	35	980	116	311	.373	68	182	.374	23	28	.821	16	86	2.4	52	45	49	26	4	323	9.2
2023-24	Hueitt Jr., Michael.....	5	39	7	10	.700	2	5	.400	0	2	.000	0	3	0.6	0	0	5	2	0	16	3.2
2020-23	Hugley, John.....	47	1052	191	411	.465	12	54	.222	178	252	.706	111	312	6.6	49	118	121	28	22	572	12.2
2017-18	Ilegomah, Prince.....	23	133	5	9	.556	0	0	.000	6	12	.500	7	22	1.0	3	11	44	2	8	16	0.7
2020-24	Jeffress, William.....	78	1260	62	212	.292	18	90	.200	50	77	.649	68	197	2.5	38	46	99	44	22	192	2.4
2014-17	Jeter, Sheldon.....	97	2008	256	538	.476	43	126	.341	121	165	.733	163	471	4.9	91	93	215	62	67	676	7.0
2014-17	Johnson, Cameron.....	73	1473	192	448	.429	116	291	.399	83	104	.798	38	217	3.0	97	57	139	42	19	583	8.0
2013-14	Johnson, Durand.....	16	317	45	111	.405	22	65	.338	29	34	.853	17	48	3.0	23	14	24	14	5	141	4.7
2018-21	Johnson, Xavier.....	84	2666	362	901	.402	93	278	.334	335	440	.761	70	312	3.7	415	302	237	124	14	1152	13.7
2013-16	Jones, Chris.....	97	1782	204	474	.430	66	205	.322	89	136	.654	77	201	2.1	123	70	176	32	23	563	5.8
2016-17	Kithcart, Justice.....	29	385	14	46	.304	4	21	.190	7	22	.318	5	21	0.7	34	18	41	9	4	39	1.3
2013-15	Ko, Joshua.....	15	18	4	11	.364	2	5	.400	0	0	.000	0	1	0.1	0	0	0	0	1	10	0.7
2013-16	Lecak, Mike.....	31	58	2	17	.118	1	13	.077	2	2	1.000	0	5	0.2	4	13	0	0	0	7	0.2
2023-24	Leggett, Ishmael.....	32	915	140	328	.427	35	102	.343	79	92	.859	54	176	5.5	62	41	59	41	6	394	12.3
2023-24	Lowe, Jaland.....	33	876	113	291	.388	31	88	.352	59	69	.855	18	93	2.8	109	46	41	28	2	316	9.6
2014-18	Luther, Ryan.....	86	1337	171	326	.525	34	82	.415	75	111	.676	118	300	3.4	64	86	149	35	36	451	5.2
2015-16	Maia, Rafael.....	33	397	24	52	.462	0	1	.000	18	31	.581	49	118	3.6	18	15	63	15	6	66	2.0
2016-17	Manigault, Corey.....	18	80	5	20	.250	0	3	.000	5	8	.625	5	15	0.8	2	0	13	0	1	15	0.8
2019-24	Marshall, KJ.....	25	51	3	21	.143	1	15	.067	5	10	.500	2	4	0.2	3	1	2	1	0	12	0.5
2017-19	Mascaro, Joe.....	7	10	0	0	.000	0	0	.000	0	0	.000	0	1	0.1	1	2	0	0	0	0	0.0
2018-20	McGowens, Trey.....	66	2030	237	609	.389	73	230	.317	217	291	.746	35	213	3.2	173	174	171	127	5	764	11.6
2015-18	Milligan, Jonathan.....	63	828	74	195	.379	29	103	.282	56	73	.767	6	44	0.7	65	55	57	11	2	233	3.7
2019-20	Murphy, Ryan.....	30	736	81	224	.362	42	127	.331	25	30	.833	14	58	1.9	36	36	29	26	3	229	7.6
2018-19	N'Dir, Sidi.....	29	585	61	150	.407	15	63	.238	35	57	.614	14	60	2.1	55	34	39	24	12	172	5.9
2015-16	Nelson-Ododa, Nelson.....	30	251	17	37	.459	0	0	.000	6	15	.400	25	48	1.6	4	11	39	1	23	40	1.3
2013-15	Newkirk, Josh.....	70	1318	137	333	.411	45	126	.357	45	80	.563	14	88	1.3	154	79	132	31	1	364	5.2
2016-17	Nix, Rozelle.....	20	126	9	24	.375	0	0	.000	9	13	.692	18	52	2.6	1	7	33	0	4	27	1.4
2013-15	Nwankwo, Aron.....	23	97	11	22	.500	1	4	.250	4	5	.800	9	23	1.0	1	4	13	3	1	27	1.2
2020-22	Odukale, Femi.....	53	1454	157	381	.412	38	115	.330	128	219	.584	36	163	3.1	153	120	119	49	19	480	9.1
2021-22	Oladapo, Dan.....	15	158	20	25	.800	0	0	.000	10	18	.556	14	29	1.9	4	19	10	3	1	50	3.3
2013-14	Patterson, Lamar.....	36	1173	202	458	.441	80	206	.388	132	175	.754	35	175	4.9	154	93	73	5	12	616	17.1
2021-22	Patterson, Chris.....	13	41	4	6	.667	1	1	1.000	1	3	.333	4	10	0.8	3	5	6	1	1	10	0.8
2013-15	Randall, Derrick.....	63	521	47	88	.534	0	0	.000	25	58	.431	71	149	2.4	1	26	85	9	16	119	1.9
2013-16	Robinson, James.....	70	3324	290	766	.379	91	284	.320	242	304	.796	47	338	3.3	488	143	244	127	7	913	8.9
2021-23	Santos, Nate.....	54	533	44	142	.310	16	81	.198	12	19	.632	18	83	1.5	19	21	32	17	3	116	2.2
2015-17	Seelye, Ryan.....	10	16	3	6	.500	0	1	.000	0	0	.000	1	1	0.1	0	0	2	0	0	6	0.6
2020-23	Sibande, Nike.....	50	1084	138	323	.427	60	163	.368	65	92	.707	30	190	3.8	64	57	65	19	12	401	8.0
2019-21	Smith, Chayce.....	4	6	0	1	.000	0	1	.000	0	0	.000	0	3	0.8	0	0	1	0	0	0	0.0
2015-16	Smith, Sterling.....	33	572	44	120	.367	36	90	.400	24	26	.923	12	99	3.0	37	18	27	12	5	148	4.5
2016-18	Smith, Zach.....	16	26	0	8	.000	0	8	.000	0	0	.000	1	2	0.3	1	2	0	0	0	0	0.0
2017-20	Starzynski, Anthony.....	19	43	6	15	.405	6	15	.400	0	0	.000	0	3	0.2	2	2	3	2	0	18	0.9
2017-18	Stevenson, Shamiel.....	32	761	95	188	.505	15	40	.375	68	112	.607	27	141	4.4	33	72	50	16	8	273	8.5
2023-24	Stevenson, Vason.....	2	3	0	0	.000	0	0	.000	0	2	.000	0	1	0.5	0	0	0	0	0	0	0.0
2017-18	Stewart, Parker.....	32	839	90	235	.383	71	184	.386	40	50	.800	16	105	3.3	29	19	51	14	5	291	9.1
2018-21	Toney, Au'Diese.....	79	2302	264	620	.426	57	189	.302	178	269	.662	161	423	5.4	88	107	155	80	9	763	9.6
2013-15	Uchebo, Joseph.....	30	153	16	41	.390	0	0	.000	3	4	.750	17	47	1.6	3	7	22	3	2	35	1.2
2015-17	Wilson, Damon.....	59	507	37	115	.322	9	39	.231	38	56	.679	5	47	0.8	52	32	51	9	3	121	2.1
2017-19	Wilson-Frame, Jared.....	64	1890	281	719	.391	172	479	.359	88	109	.807	61	271	4.2	95	108	137	33	12	822	12.8
2013-15	Wright, Cameron.....	62	1832	254	554	.458	14	62	.226	97	161	.602	37	194	3.1	167	95	134	102	18	619	10.0
2013-17	Young, Michael.....	136	3923	642	1313	.489	61	180	.339	490	644	.761	296	847	6.2	243	221	265	66	87	1835	13.5
2013-14	Zanna, Talib.....	35	1061	160	273	.586	0	2	.000	134	201	.667	115	300	8.6	19	54	90	22	29	454	13.0

SYRACUSE

Year	Name	G	MIN	FG	FGA	PCT	3PT	3PA	PCT	FT	FTA	PCT	OR	TR	AVG	AST	TO	PF	ST	BK	PTS	AVG
2020-23	Ajak, John Bol.....	35	233	8	22	.364	0	1	.000	5	9	.556	15	43	1.2	26	13	27	5	5	21	0.6
2014-16	Akintobi-Adeleye, Doyin.....	23	31	5	13	.385	0	0	.000	0	5	.000	6	11	0.5	0	5	7	1	2	10	0.4
2020-22	Anselm, Frank.....	36	479	31	49	.633	0	0	.000	28	45	.622	54	128	3.6	13	20	69	9	18	90	2.5
2015-19	Autry, Adrian.....	29	36	3	20	.150	2	15	.133	2	4	.500	0	4	0.1	1	4	4	0	0	10	0.3
2018-19	Balandi, Antonio.....	10	10	0	0	.000	0	0	.000	0	0	.000	0	3	0.3	0	2	0	0	1	0	0.0
2016-19	Battle, Tyus.....	103	3649	549	1315	.417	179	534	.335	370	461	.803	49	285	2.8	214	183	208	135	9	1647	16.0
2017-18	Bayer, Braedon.....	9	17	1	1	1.000	0	0	.000	0	0	.000	0	4	0.4	0	1	4	1	1	2	0.2
2015-20	Belby, Shaun.....	27	36	2	9	.222	0	2	.000	0	0	.000	0	1	0.1	3	4	0	1	0	4	0.1
2022-24	Bel, Chris.....	62	1471	206	488	.422	123	313	.393	48	58	.828	13	129	2.0	13	34	107	29	26	583	9.4
2018-22	Boenheim, Buddy.....	121	3803	623	1519	.410	309	854	.362	210	254	.827	62	287	2.3	265	168	188	133	13	1765	14.6
2021-22	Boenheim, Jimmy.....	33	1141	176	379	.464	36	95	.379	65	101	.644	65	204	6.2	52	43	55	29	3	453	13.7
2018-21	Braeswell, Robert.....	43	393	41	103	.398	22	65	.338	24	30	.800	13	63	1.5	8	17	35	19	8	128	3.0
2017-19	Brissett, Oshae.....	71	2532	309	832	.373	85	277	.307	273	371	.736	157	581	8.2	95	138	154	76	56	976	13.7
2022-24	Brown, Maliq.....	61	1531	201	288	.698	7	18	.389	61	91	.670	131	363	5.9	84	64	126	97	44	470	7.7
2018-20	Carey, Jalen.....	27	328	30	82	.366	4	23	.174	26	44	.591	8	45	1.7	26	44	13	17	4	90	3.3
2022-24	Carey, Peter.....	17	91	4	14	.286	0	0	.000	1	2	.500	3	15	0.9	2	0	25	3	3	9	0.5
2021-22	Casey, Paddy.....	7	17	4	8	.500	1	3	.333	1	1	1.000	0	1	0.1	4	2	0	0	0	10	1.4
2013-15	Christmas, Rakeem.....	65	1867	279	492	.567	0	1	.000	181	253	.715	168	454	7.0	70	104	212	45	144	739	11.4
2016-19	Chukwu, Paschal.....	77	1779	127	187	.679	0	0	.000	101	168	.601	195	458	5.9	25	81	230	53	162	355	4.6
2022-24	Clayton, Anthony.....	4	0	0	7	.000	0	1	.000	2	4	.500	0	1	0.3	0	2	0	1	0	2	.5
2013-17	Coleman, Dajuan.....	67	1258	127	231	.550	0	1	.000	80	133	.602	130	308	4.6	21	75	162	37	49	334	5.0
2021-23	Cordes, Arthur.....	6	12	1	3	.333	1	1	1.000	0	0	.000	0	1	0.2	0	2	0	0	0	3	0.5
2013-16	Cooney, Trevor.....	102	3596	419	1139	.368	253	730	.347	213	266	.801	54	253	2.5	193	128	133	180	9	1304	12.8
2022-24	Copeland, Quadir.....	52	898	121	265	.457	12	53	.226	95	135	.704	52	179	3.4	99	77	100	56	8	349	6.7
2023-24	Cuffe Jr., Kyle.....	29	309	35	86	.407	16	47	.340	6	13	.462	10	30	1.0	15	16	43	14	6	92	3.2
2013-14	DeRemer, Russ.....	4	6	0	1	.000	0	1	.000	0	0	.000	0	0	0.0	0	0	1	2	0	0	0.0
2017-21	Dolezal, Marek.....	131	3813	335	630	.532	14	47	.298	276	368	.750	227	649	5.0	290	199	380	141	95	960	7.3
2015-17	Dourdaz, Evan.....	6	6	0	0	.000	0	0	.000	0	0	.000	0	0	0.0	0	1	1	0	0	0	0.0
2013-14	Edwards, Jesse.....	95	2017	325	518	.627	1	1	1.000	185	275	.673	187	568	6.0	74	106	234	81	172	836	8.8
2019-23	Ennis, Tyler.....	34	1215	148	360	.411	30	85	.353	114	149	.765	27	115	3.4	188	58	69	72	6	440	12.9
2013-14	Fair, C.J.....	34	1284	217	506	.429	24	87	.276	103	142	.725	59	219	6.4	42	85	71	43	27	561	16.5
2016-19	Featherston, Ray.....	10	11	1	2	.500	1	2	.500	0	0	.000	0	0	0.0	1	1	0	0	0	3	0.3
2015-19	Feldman, Ky.....	20	27	4	9	.444	2	7	.286	0	0	.000	1	5	0.3	2	0	0	1	0	10	0.5
2020-23	Feldman, Shane.....	5	5	0	0	.000	0	0	.000	0	0	.000	0	1	0.3	0	0	0	0	0	0	0.0
2019-21	Giancola, Nick.....	6	7	0	0	.000	0	0	.000	0	0	.000	0	1	0.2	0	0	0	0	0	0	0.0
2016-17	Gillon, John.....	34	1015	105	256	.410	54	129	.419	93	108	.861	13	63	1.9	184	72	52	49	1	357	10.5
2013-16	Gbinije, Michael.....	101	2950	398	880	.452	155	401	.387	193	306	.631	96	361	3.6	308	186	238	152	30	1144	11.3
2021-22	Giancola, Nick.....	6	6	0	0	.000	0	0	.000	0	0	.000	0	3	0.5	0	1	0	0	0	0	0.0
2019-23	Girard, Joseph III.....	125	4063	533	1411	.378	297	818	.363	289	335	.863	28	360	2.9	445	216	154	165	6	1652	13.2
2019-20	Goodine, Brycen.....	23	201	15	50	.300	3	23	.130	11	14	.786	6	24	1.0	16	17	17	11	2	44	1.9
2013-14	Grant, Jerami.....	32	1005	133	268	.496	0	5	.000	120	178	.674	78	217	6.8	44	37	75	26	18	386	12.1
2020-21	Griffin, Alan.....	28	819	132	306	.431	56	155	.361	52	58	.897	45	163	5.8	50	58	54	33	46	372	13.3
2019-21	Guerrier, Quincy.....	60	1572	223	451	.494	26	98	.266	131	205	.639	134	406	6.8	42	73	161	38	57	603	10.1
2013-14	Hart, Nolan.....	4	4	0	3	.000	0	3	.000	1	2	.500	1	2	0.5	1	0	0	0	0	1	0.3
2017-18	Herlihy, Patrick.....	4	4	1	2	.500	0	0	.000	0	0	.000	0	1	0.3	0	0	1	0	0	2	0.5
2022-24	Hima, Mounir.....	40	244	14	29	.483	0	0	.000	3	5	.600	21	53	1.3	5	7	45	7	29	31	0.9

2015-19	Howard, Franklin	131	3069	342	941	.363	138	439	.314	170	249	.683	57	284	2.2	435	270	255	166	23	992	7.6
2018-20	Hughes, Elijah	66	2283	353	834	.423	165	465	.355	204	259	.788	37	306	4.6	159	136	130	79	53	1075	16.3
2013-15	Johnson, B.J.	35	421	41	138	.297	18	77	.234	18	25	.720	29	88	2.5	14	21	32	15	8	118	3.4
2014-16	Joseph, Kaleb	50	961	73	209	.349	9	48	.188	45	62	.726	19	78	1.6	130	78	58	36	5	200	4.0
2022-23	Keating, Stephen	1	1	0	0	.000	0	0	.000	0	0	.000	0	0	0.0	0	0	0	0	0	0	0.0
2019-22	LaValle, Kris	11	13	3	6	.500	0	0	.000	0	0	.000	1	1	0.1	5	2	0	1	0	6	0.5
2015-17	Lydon, Tyler	71	2349	278	584	.476	98	245	.400	169	209	.809	145	527	7.4	111	106	185	77	117	823	11.6
2023-24	McLeod, Naheem	14	202	19	32	.594	0	0	.000	16	23	.696	30	60	4.3	1	6	11	3	27	54	3.9
2014-15	McCullough, Chris	16	450	54	113	.478	1	1	1.000	40	71	.563	36	110	6.9	18	35	41	27	33	149	9.3
2022-24	Mintz, Judah	64	2154	369	838	.440	44	151	.291	341	449	.759	26	175	2.7	290	171	137	126	8	1123	17.5
2013-14	Moussa Keita, Baye	32	497	24	48	.500	0	0	.000	10	18	.556	69	123	3.8	10	24	78	12	30	58	1.8
2017-18	Moyer, Matthew	35	587	45	85	.529	1	9	.111	22	41	.537	38	120	3.4	16	25	52	13	11	113	3.2
2013-14	Nassar, Albert	4	6	0	3	.000	0	1	.000	0	0	.000	2	4	1.0	0	0	1	0	0	0	0.0
2020-21	Newton, Woody	11	87	13	28	.464	7	18	.389	5	8	.625	2	20	1.8	1	4	9	3	3	38	3.5
2014-16	Oboko, Chinoonso	24	156	9	14	.643	0	0	.000	4	11	.364	15	40	1.7	4	4	40	6	9	22	0.9
2020-22	Owens, Chaz	8	13	2	2	1.000	0	0	.000	0	1	.000	0	2	0.3	1	0	1	0	0	4	0.5
2014-15	Patterson, Ron	39	458	42	128	.328	15	71	.211	4	17	.235	15	33	0.8	54	18	36	24	4	103	2.6
2018-20	Paul, Brendan	16	17	1	5	.200	1	5	.200	0	0	.000	0	1	0.1	0	0	0	0	0	3	0.2
2015-17	Radner, Jonathan	5	7	0	3	.000	0	2	.000	0	0	.000	0	2	0.4	2	1	0	0	0	0	0.0
2015-16	Richardson, Malachi	37	1272	152	412	.369	79	224	.353	113	157	.720	19	158	4.3	77	79	91	43	10	496	13.4
2020-21	Richmond, Kadary	28	589	63	139	.453	7	21	.333	44	61	.721	18	74	2.6	86	44	38	46	14	177	6.1
2013-17	Roberson, Tyler	119	2797	317	647	.490	0	10	.000	145	252	.575	307	721	6.1	130	134	228	75	73	779	6.5
2021-24	Ruffin, Niko	8	14	2	7	.286	1	2	.500	0	0	.000	0	3	0.4	0	1	0	1	0	5	0.6
2014-15	Sanderson, Carter	4	4	1	4	.250	1	4	.250	0	0	.000	0	1	0.3	0	0	0	0	0	3	0.8
2017-22	Sidibe, Bourama	106	1601	146	233	.627	0	0	.000	79	159	.497	172	452	4.3	20	73	305	73	91	371	3.5
2023-24	Starling, J.J.	32	1102	171	373	.458	44	136	.324	40	56	.714	20	103	3.2	60	55	42	27	6	426	13.3
2014-17	Sutton, Mike	14	21	0	4	.000	0	4	.000	0	1	.000	1	4	0.3	2	1	0	0	1	0	0.0
2021-22	Swider, Cole	33	1136	160	364	.440	81	197	.411	58	67	.866	40	223	6.8	45	45	78	32	12	459	13.9
2022-24	Taylor, Justin	61	1227	98	269	.364	49	144	.340	36	52	.692	18	179	2.9	50	34	64	40	14	281	4.6
2016-17	Thompson, Taurean	34	607	130	238	.546	3	16	.188	49	76	.645	47	129	3.8	19	44	84	23	33	312	9.2
2017-18	Thorpe, Geno	6	86	14	38	.368	4	14	.286	4	5	.800	2	5	0.8	6	7	7	6	0	36	6.0
2021-23	Torrence, Symir	61	737	61	141	.433	9	26	.346	20	32	.625	18	92	1.5	138	52	42	30	3	151	2.5
2017-20	Washington, Howard	41	268	12	44	.273	4	26	.154	14	17	.824	2	36	0.9	35	18	8	14	1	42	1.0
2016-17	White, Andrew	34	1266	199	451	.441	112	278	.403	118	141	.837	28	158	4.6	38	56	72	55	12	628	18.5
2014-15	White, Christian	4	7	1	2	.500	1	2	.500	0	0	.000	1	3	0.8	0	1	0	0	0	3	0.8
2021-24	Williams, Benny	77	1311	144	347	.415	27	93	.290	53	87	.609	65	236	3.1	53	68	92	52	32	368	4.8

VIRGINIA

Year	Name	G	MIN	FG	FGA	PCT	3PT	3PA	PCT	FT	FTA	PCT	OR	TR	AVG	AST	TO	PF	ST	BK	PTS	AVG
2020-21	Abdur-Rahim, Jabri	8	37	2	10	.200	1	7	.143	2	2	1.000	0	2	0.3	2	1	7	1	1	7	0.9
1957-60	Adkins, Paul	73	0	440	1179	.373	0	0	.000	270	372	.726	0	205	2.8	0	0	0	0	0	1150	15.8
1991-96	Alexander, Chris	105	1969	90	183	.492	0	0	.000	47	102	.461	163	385	3.7	39	69	221	34	148	227	2.2
1991-95	Alexander, Cory	85	2858	459	1075	.427	142	422	.336	226	324	.698	52	298	3.5	401	279	189	99	14	1286	15.1
1995-97	Alexander, Courtney	53	1459	289	640	.452	58	125	.464	123	161	.764	32	192	3.6	73	77	107	40	10	759	14.3
1954-55	Alexander, Don	2	0	2	0	.000	0	0	.000	0	0	.000	0	0	0.0	0	0	0	0	0	4	2.0
2006-07	Altizer, Damin	2	4	0	1	.000	0	0	.000	0	0	.000	0	1	0.5	1	1	0	0	0	0	0.0
2012-15	Anderson, Justin	98	2361	288	669	.430	97	272	.357	200	266	.752	75	341	3.5	180	125	137	60	64	873	8.9
2017-19	Anthony, Marco	35	222	18	55	.327	7	20	.350	9	15	.600	1	25	0.7	20	14	15	3	2	52	1.5
1961-64	Arritt, Fletcher	42	0	36	92	.391	0	0	.000	40	52	.769	0	32	0.8	0	0	38	0	0	112	2.7
2011-15	Atkins, Darion	123	1857	236	465	.508	0	1	.000	73	130	.000	158	422	3.4	46	89	205	56	102	545	4.4
2018-19	Badocchi, Francesco	11	28	2	4	.500	0	1	.000	1	2	.500	3	6	0.5	0	0	2	0	0	5	0.5
1969-70	Bagby, Tom	7	0	0	1	.000	0	0	.000	2	3	.667	0	3	0.4	0	1	0	0	0	2	0.3
1987-89	Bair, Brent	40	350	17	50	.340	0	0	.000	16	21	.762	22	43	1.1	6	15	46	13	3	50	1.3
2007-10	Baker, Calvin	86	1938	215	551	.390	70	215	.326	95	126	.754	34	179	2.1	204	147	143	71	10	595	8.9
2003-06	Bannister, T.J.	76	1423	68	213	.319	8	42	.190	128	166	.771	24	112	1.5	238	144	177	56	1	272	3.6
1991-95	Barnes, Yuri	127	2170	243	539	.451	1	1	1.000	156	256	.609	204	536	4.2	26	133	242	38	62	643	5.1
2012-13	Barnette, Taylor	26	248	24	51	.471	19	44	.432	0	2	.000	1	17	0.7	19	12	15	1	1	67	2.6
2010-11	Baron, Billy	17	189	15	48	.313	12	38	.316	9	13	.692	0	12	0.7	13	8	11	6	0	51	3.0
2015-18	Bartley, Justice	28	61	6	16	.375	2	7	.286	1	4	.250	3	14	0.5	2	11	7	0	1	15	0.5
1957-58	Baskerville, George	8	0	1	5	.200	0	0	.000	1	2	.500	0	1	0.1	0	0	0	0	0	3	0.4
1986-89	Batts, Bill	66	1295	151	264	.572	0	0	.000	77	130	.592	132	300	4.5	26	63	151	27	51	379	5.7
2020-24	Beekman, Reece	126	4118	441	1029	.429	89	279	.319	224	292	.767	49	428	3.4	636	199	193	228	69	1195	9.5
1955-56	Berndt, William	15	0	7	0	.000	0	0	.000	10	18	.556	0	0	0.0	0	0	0	0	0	24	1.6
2002-04	Billet, Todd	63	2072	224	584	.384	156	398	.392	136	164	.829	36	152	2.4	207	139	115	42	5	740	11.7
1985-87	Blanks, Lance	38	248	27	57	.474	1	4	.250	8	19	.421	7	33	0.9	20	26	33	14	0	63	1.7
1987-91	Blundin, Matt	107	2129	137	300	.457	0	8	.000	114	198	.576	205	479	4.5	85	109	208	42	18	388	3.6
1993-94	Bogosh, Mark	2	3	0	0	.000	0	0	.000	0	0	.000	0	0	0.0	0	1	0	1	0	0	0.0
2023-24	Bond III, Leon	24	296	44	96	.458	1	2	.500	9	14	.643	28	68	2.8	15	9	20	13	5	98	4.1
1972-75	Boninti, Andy	71	1248	138	331	.417	0	0	.000	115	170	.676	0	134	1.9	134	145	98	0	0	391	5.5
1972-75	Bonner, Dan	68	1104	107	222	.482	0	0	.000	70	97	.722	0	203	3.0	99	82	129	0	0	284	4.2
2008-09	Brandenburg, John	8	26	3	5	.600	0	0	.000	2	2	1.000	1	6	0.8	0	1	5	2	3	8	1.0
1974-78	Briscoe, Tom	72	420	19	62	.306	0	0	.000	15	28	.536	0	29	0.4	37	38	60	6	0	53	0.7
2011-16	Brogdon, Malcolm	136	4157	601	1399	.430	185	507	.365	422	482	.876	82	563	4.1	335	207	250	117	31	1809	13.3
2009-13	Browman, Doug	35	159	4	10	.400	3	9	.333	2	6	.333	2	22	0.6	18	13	21	4	0	13	0.4
2001-05	Brown, Elton	121	2697	520	1057	.492	23	83	.277	293	498	.588	242	660	5.5	95	127	283	39	40	1356	11.2
2023-24	Buchanan, Blake	34	511	46	111	.414	0	0	.000	23	46	.500	43	107	3.1	12	15	62	14	30	115	3.4
2006-08	Burns, Andy	21	40	3	9	.333	1	3	.333	3	10	.300	3	10	0.4	2	3	5	0	1	10	0.4
1991-95	Burrough, Junior	129	3939	759	1691	.449	13	46	.283	439	651	.674	362	929	7.2	112	279	339	111	96	1970	15.3
1956-69	Busch, Herbert	58	0	290	639	.454	0	0	.000	304	408	.745	0	556	9.6	0	0	36	0	0	884	15.2
1956-57	Butler, John	20	0	2	4	.500	0	0	.000	2	3	.667	0	1	0.1	0	0	4	0	0	6	0.3
2002-04	Byars, Derrick	62	1297	159	349	.456	56	144	.389	60	90	.667	69	194	3.1	63	84	134	42	11	434	7.0
2019-23	Caffaro, Francisco	92	1152	85	154	.552	0	0	.000	69	112	.616	90	242	2.6	14	57	150	10	18	239	2.6
2003-07	Cain, Jason	111	1950	195	411	.474	2	15	.133	157	231	.680	191	528	4.8	52	141	251	49	61	549	4.9
1962-65	Caldwell, Mac	69	0	407	918	.443	0	0	.000	199	252	.790	0	554	8.0	0	0	157	0	0	1013	14.7
1984-87	Calloway, Tom	52	1137	117	253	.462	0	0	.000	64	89	.719	0	118	2.3	74	90	117	44	3	298	5.7
2002-06	Campbell, Billy	49	265	22	55	.400	10	28	.357	8	15	.533	3	32	0.7	18	20	44	12	0	62	1.3
1982-84	Carlisle, Rick	66	1924	291	566	.514	8	12	.667	154	200	.770	0	193	2.9	193	97	120	35	8	744	11.3
1966-69	Carmichael, Norm	70	0	322	572	.563	0	0	.000	171	245	.698	0	622	8.9	0	0	0	0	0	815	11.6
1978-82	Carpenter, Dean	46	251	25	62	.403	0	0	.000	21	40	.525	0	58	1.3	7	19	41	10	2	71	1.5
1974-76	Carr, Lamont	35	391	39	97	.402	0	0	.000	29	54	.537	0	89	2.5	21	35	53	0	0	107	3.1
1967-68	Cascella, Bob	4	0	0	3	.000	0	0	.000	4	6	.667	0	2	0.5	0	0	0	0	0	4	1.0
1966-70	Case, Chip	68	0	375	885	.424	0	0	.000	240	324	.741	0	276	4.1	65	114	87	0	0	990	14.6
1953-54	Casey, Bill	27	0	75	213	.352	0	0	.000	74	100	.740	0	168	6.2	0	0	91	0	0	224	8.3
1975-79	Castellan, Steve	116	3005	337	692	.487	0	0	.000	207	293	.706	0	799	6.9	104	207	369	44	87	821	7.6
2001-05	Clark, Jason	91	1551	166	271	.613	0	0	.000	89	134	.664	152	317	3.5	41	78	213	67	112	421	4.6
2018-23	Clark, Kihei	161	5342	471	1219	.386	176	504	.349	318	400	.795	60	454	2.8	719	339	229	147	11	1436	8.9
2019-23	Coleman, Chase	33	126	9	29	.310	4	15	.267	1	3	.333	0	10	0.3	8	11	13	6	0	23	0.7
1980-81	Collins, Louis	18	59	14	42	.333	0	0	.000	2	7	.286	0	11	0.6	2	3	10	3	0	30	1.7
1964-67	Connelly, Jim	73	0	540	1262	.421	0	0	.000	346	479	.722	0	428	5.9	0	0	0	0	0	1426	19.5
1961-64	Conner, Chip	68	0	456	1073	.425	0	0	.000	245	380	.645	0	551	8.1	0	0	205	0	0	1157	17.0
1953-54	Cooke, Dave	27	0	65	173	.376	0	0	.000	39	66	.591	0	105	3.9	0	0	50	0	0	169	6.3
1986-90	Cooke, Mark	51	210	26	67	.388	6	17	.353	16	29	.552	13	40	0.8	6	11	19	3	3	74	1.5
1954-57	Cooper, Jerry	80	0	343	738	.465	0	0	.000	130	207	.628	0	343	4.3	0	0	58	0	0	816	10.2
1965-66	Crackel, Jeff	14	0	5	29	.172	0	0	.000	12	15	.800	0	20	1.4	0	0	0	0	0	22	1.6
1968-69	Creason, Bill	13	0	1	5	.200	0	0	.000	6	8	.750	0	2	0.2	0	0	0	0	0	8	0.6
1979-80	Cross, Darren	12	56	8	18	.444	0	0	.000	8	11	.727	0	8	0.7	5	9	11	2	0	24	2.0
1987-91	Crotty, John	129	4174	527	1270	.415	179	517	.346	413	595	.694	68	296	2.3	683	347	287	127	17	1646	12.8
1994-98	Curtis, Mike	34	63	4	17	.235	2	8	.250	1	6	.167	2	9	0.3	4	9	15	1	0	11	0.8

1988-89	Dabbs, Brent	33	814	107	246	435	2	12	.167	69	108	.639	79	240	7.3	30	65	70	6	6	285	8.6
1985-90	Daniel, Jeff	109	1256	47	128	367	0	1	.000	57	94	.606	74	243	2.2	33	67	182	30	10	151	1.4
1964-65	Davis, Bob	11	0	38	118	322	0	0	.000	24	50	.480	0	45	4.1	0	0	0	0	0	100	9.1
1958-60	Davis, Rex	10	0	3	15	200	0	0	.000	3	6	.500	0	16	1.6	0	0	0	0	0	9	0.9
1993-97	Deane, Harold	122	4269	490	1322	371	237	693	.342	546	700	.780	78	440	3.6	468	362	304	179	61	1763	14.5
2005-06	Deasey, Matt	6	6	0	1	.000	0	0	.000	0	0	.000	0	0	0.0	0	0	1	0	0	0	0.0
1958-61	Densmore, Walter	68	0	158	418	378	0	0	.000	118	167	.707	0	315	4.6	0	0	72	0	0	434	6.4
1996-00	Dersch, Willie	118	2653	248	614	404	72	259	.278	129	179	.721	78	277	2.3	204	160	212	83	26	697	5.9
1969-72	DeWitt, Frank	79	0	234	550	425	0	0	.000	177	257	.689	0	354	4.5	73	135	184	0	0	645	8.2
2016-20	Diakite, Mamadi	134	2796	396	756	524	28	84	.333	177	246	.720	163	554	4.1	41	137	289	63	156	997	7.4
2005-09	Diane, Mamadi	119	2921	363	892	407	130	380	.342	166	228	.728	142	418	3.5	122	164	211	83	56	1022	8.6
1999-01	Dondon, Stephane	56	781	68	176	386	10	40	.250	75	102	.735	66	169	3.0	25	45	107	28	10	221	3.9
1998-02	Dowling, Jason	50	117	6	27	.222	2	12	.167	6	10	.600	3	15	0.3	5	12	12	3	3	20	0.4
1971-74	Drummond, Al	79	1314	180	366	492	0	0	.000	51	70	.729	0	138	1.7	93	84	140	0	0	411	5.2
1996-00	Ducharme, Colin	91	1524	176	333	529	0	1	.000	120	169	.710	149	343	3.8	54	118	221	24	88	472	5.2
2022-24	Dunn, Ryan	65	1336	147	270	544	12	51	.235	41	77	.532	76	235	6.9	26	28	70	57	110	358	5.5
1984-87	Dyslin, John	55	430	28	60	467	0	0	.000	8	26	.308	15	89	1.6	5	30	75	6	22	64	1.2
1981-84	Edelin, Kenton	97	1710	126	201	627	1	1	1.000	66	140	.471	0	444	4.6	74	98	277	51	62	319	3.3
1966-68	Eikenby, Mike	21	0	21	48	438	0	0	.000	21	29	.724	0	44	2.1	0	0	0	0	0	63	3.0
1961-63	Eller, John	35	0	19	49	388	0	0	.000	13	30	.433	0	64	1.8	0	0	59	0	0	51	1.5
1994-95	Ellsworth, Percy	15	43	4	6	.667	0	0	.000	4	4	1.000	1	7	0.5	3	2	6	1	1	12	0.8
1960-63	Engel, Gene	73	0	389	877	444	0	0	.000	293	445	.658	0	612	8.4	0	0	184	0	0	1071	14.7
1967-69	English, John	42	0	56	164	341	0	0	.000	38	59	.644	0	61	1.5	0	0	0	0	0	150	3.6
2009-13	Evans, Jontel	120	3096	247	594	416	13	42	.310	88	158	.557	37	247	2.1	419	224	243	149	8	595	5.0
1959-61	Farina, Louis	31	0	21	56	.375	0	0	.000	32	51	.627	0	35	1.1	0	0	0	0	0	74	2.4
1970-71	Farmer, Jim	5	0	3	6	.500	0	0	.000	0	1	.000	0	1	0.2	1	3	5	0	0	6	1.2
2007-11	Farrakhan, Mustapha	103	1941	234	620	.377	89	267	.333	170	219	.776	30	171	1.7	135	144	119	43	19	727	7.1
1960-63	Flamm, Gene	70	0	68	217	.313	0	0	.000	77	120	.642	0	220	3.1	0	0	173	0	0	213	3.0
1988-91	Floriani, Bernie	11	22	4	4	1.000	0	0	.000	4	4	1.000	0	2	0.2	3	2	2	0	1	12	1.1
2003-05	Forbes, Gary	60	1375	201	448	.449	36	125	.288	73	134	.545	82	241	4.0	71	110	145	48	47	511	8.5
1989-91	Ford, Blair	13	43	2	1	.182	1	9	.111	5	12	.417	2	5	0.4	6	2	3	3	0	10	0.8
2004-06	Forkin, Mike	15	29	2	5	.400	1	1	1.000	5	6	.833	2	5	0.3	1	3	0	0	0	10	0.7
2021-23	Franklin, Armaan	68	2003	283	694	.408	115	345	.333	118	161	.733	33	232	3.4	96	75	121	65	21	799	11.8
2013-15	Frazier, Maleek	22	40	1	6	.167	0	1	.000	0	1	.000	0	6	0.3	2	6	4	1	1	2	0.1
1999-01	Friel, Keith	59	879	127	315	.403	107	254	.421	55	61	.902	7	56	0.9	32	25	82	21	4	416	7.1
1968-69	Fulton, Bill	22	0	29	68	.426	0	0	.000	18	28	.643	0	45	2.0	0	0	0	0	0	76	3.5
1975-79	Fulton, Otis	77	1510	159	321	.495	0	0	.000	67	97	.691	0	345	4.5	38	98	142	5	21	385	5.0
1953-54	Gamble, Charlie	26	0	62	158	.392	0	0	.000	80	128	.625	0	192	7.4	0	0	76	0	0	204	7.8
2021-23	Gardner, Jayden	68	2011	379	751	.505	3	17	.176	172	232	.741	146	415	6.1	73	83	132	47	28	933	13.7
1978-81	Gates, Terry	96	1829	90	173	.520	0	0	.000	107	172	.622	0	257	2.7	69	83	235	31	2	287	3.0
1988-89	Gates, Todd	2	1	0	2	.000	0	1	.000	0	1	.000	0	0	0.0	0	0	0	0	0	0	0.0
1954-55	Genovese, Anthony	7	0	1	0	.000	0	0	.000	3	6	.500	0	0	0.0	0	0	0	0	0	5	0.7
1972-74	Gerard, Gus	52	1557	388	819	.474	0	0	.000	155	219	.708	0	481	9.3	69	139	183	0	0	931	17.9
1968-71	Gerry, Larry	75	0	322	619	.520	0	0	.000	291	405	.719	0	598	8.0	60	155	147	0	0	935	12.5
1970-73	Gerry, Larry	31	36	11	34	.324	0	0	.000	17	25	.680	0	14	0.5	4	10	16	0	0	39	1.3
2023-24	Gertrude, Elijah	46	150	21	58	.362	1	15	.067	11	18	.611	2	19	1.2	6	10	17	11	7	54	3.4
1966-69	Gidding, John	15	0	157	293	.536	0	0	.000	104	162	.642	0	331	7.4	0	0	0	0	0	418	9.3
2013-16	Gill, Anthony	108	2629	442	759	.582	2	3	.667	336	490	.686	231	595	5.5	73	122	236	64	57	1222	11.3
2001-02	Gladstone, Bret	6	16	2	4	.500	1	3	.333	5	5	1.000	0	0	0.0	3	2	5	0	0	10	1.7
1962-66	Goble, Kenneth	56	0	114	234	.487	0	0	.000	58	84	.690	0	124	2.2	0	0	35	0	0	286	5.1
1972-73	Graham, Spencer	10	25	4	6	.667	0	0	.000	1	4	.250	0	6	0.6	1	3	4	0	0	9	0.9
1953-54	Grattan, George	19	0	5	27	.185	0	0	.000	5	16	.313	0	23	1.2	0	0	14	0	0	15	0.8
1991-94	Graves, Bobby	17	20	2	9	.222	0	2	.000	0	4	.000	5	5	0.3	0	1	3	0	0	4	0.2
1961-63	Greenberg, Michael	33	0	50	119	.420	0	0	.000	33	41	.805	0	68	2.7	0	0	87	0	0	133	4.0
2016-18	Gross, Trevon	21	53	3	15	.200	1	9	.111	0	3	.000	4	9	0.4	5	6	3	0	7	0.3	
2023-24	Groves, Jacob	34	690	91	202	.450	50	109	.459	189	29	.621	27	96	2.8	21	12	68	17	7	250	7.4
1954-55	Gunderman, Bob	24	0	10	22	.455	0	0	.000	13	34	.382	0	0	0.0	0	0	0	0	0	33	1.4
2016-19	Guy, Kyle	106	3080	466	1075	.433	254	597	.425	137	170	.806	45	317	3.0	173	116	156	74	8	1323	12.5
1998-02	Hall, Adam	108	2892	417	905	.461	89	298	.299	181	311	.582	238	524	4.9	148	235	314	157	19	1104	10.2
2014-18	Hall, Devon	128	3075	305	728	.419	115	296	.389	159	197	.807	44	407	3.2	264	115	183	73	20	884	6.9
1997-01	Hand, Donald	120	3636	443	1203	.368	156	517	.302	444	568	.782	74	390	3.3	529	385	379	179	5	1486	12.4
1957-60	Haner, John	63	0	272	674	.404	0	0	.000	73	117	.624	0	209	3.3	0	0	0	0	0	617	9.8
1960-61	Hansen, Albert	1	0	0	0	.000	0	0	.000	0	0	.000	0	0	0.0	0	0	0	0	0	0	0.0
1998-99	Harbour, Raleigh	13	52	3	7	.429	0	0	.000	3	6	.500	5	10	0.8	2	2	12	1	0	9	0.7
1954-57	Hardy, Bob	56	0	260	666	.390	0	0	.000	220	307	.717	0	182	3.4	0	0	67	0	0	740	13.2
1998-01	Hare, Josh	55	455	32	68	.471	11	28	.393	15	27	.556	16	71	1.3	44	22	50	24	1	90	1.6
2001-03	Harper, Jermaine	56	862	91	219	.416	32	105	.305	61	81	.753	20	83	1.5	43	48	82	23	7	275	4.9
2002-03	Harrell-Egme, Greg	3	3	0	0	.000	0	0	.000	0	0	.000	0	0	0.0	0	0	0	1	0	0	0.0
2010-12	Harrell, K.T.	42	897	108	269	.401	28	78	.359	57	87	.655	20	75	1.8	36	40	58	14	7	301	7.2
2023-24	Harris, Dante	24	329	23																		

2009-10	Jonke, Tom	6	12	0	1	.000	0	1	.000	0	0	.000	0	2	0.3	0	2	0	1	0	0	0.0
2004-08	Joseph, Adrian	117	2673	346	826	.419	158	452	.350	81	109	.743	127	459	3.9	83	124	149	53	41	931	8.0
1967-68	Joyce, Tom	12	0	10	36	.278	0	0	.000	1	11	.091	0	10	0.8	0	0	0	0	0	21	1.8
1965-68	Katos, Mike	72	0	458	1048	.437	0	0	.000	262	345	.759	0	511	7.1	0	0	0	0	0	1178	16.4
2017-21	Katstra, Austin	27	57	9	23	.391	4	15	.267	1	2	.500	0	17	0.6	3	2	6	1	1	23	0.8
1987-91	Katstra, Dirk	67	368	33	101	.327	14	56	.250	11	25	.440	14	47	0.7	23	27	47	6	3	91	1.4
1961-64	Katstra, Richard	56	0	122	311	.392	0	0	.000	81	143	.566	0	276	4.9	0	0	130	0	0	325	5.8
1985-87	Kennedy, Drew	61	1883	301	525	.573	0	1	.000	187	251	.745	94	389	6.4	50	87	157	57	20	789	12.9
1984-88	Kennedy, Mel	115	3386	571	1159	.493	40	107	.374	233	311	.749	93	535	4.7	149	193	280	55	35	1415	12.3
1968-71	Kennelly, Kevin	55	0	88	244	.361	0	0	.000	98	123	.797	0	105	1.9	76	99	44	0	2	274	5.0
2018-20	Kersey, Grant	11	19	4	1	.000	2	2	1.000	5	5	1.000	2	3	0.3	1	2	0	0	0	15	1.4
2018-20	Key, Braxton	65	1660	175	403	.434	30	125	.240	101	156	.647	95	399	6.1	86	76	66	67	37	481	7.6
1967-69	Kinn, Tony	50	0	326	768	.424	0	0	.000	94	136	.691	0	120	2.4	0	0	0	0	0	746	14.9
1989-91	Kirby, Terry	29	227	34	82	.415	9	32	.281	5	14	.357	13	30	1.0	12	19	30	17	2	82	2.8
2012-16	Kirven, Caid	43	77	5	13	.385	1	3	.333	0	0	.000	4	12	0.3	0	6	5	0	0	11	0.3
1977-81	Klein, Jeff	59	445	36	83	.434	0	0	.000	34	48	.708	0	59	1.0	41	34	49	24	3	106	1.8
1953-54	Knowles, Eddie	8	0	0	4	.000	0	0	.000	3	3	1.000	0	4	0.5	0	0	0	0	0	3	0.4
2009-10	Kody, Tom	4	8	0	2	.000	0	0	.000	0	0	.000	1	1	0.3	1	1	1	1	0	0	0.0
1974-78	Koesters, Dave	107	2208	254	605	.420	0	0	.000	166	214	.776	0	160	1.5	137	173	245	38	2	674	6.3
1966-68	Koval, Barry	34	0	28	78	.359	0	0	.000	44	64	.688	0	55	1.6	0	0	0	0	0	100	2.9
1957-61	Lambert, Ward	9	0	0	1	.000	0	0	.000	4	10	.400	0	2	0.5	0	0	0	0	0	4	0.4
1961-64	Lambiotte, Jay	57	0	100	237	.422	0	0	.000	63	93	.677	0	143	2.5	0	0	90	0	0	263	4.6
1982-84	Lambiotte, Ken	25	183	30	55	.545	0	6	.000	17	25	.680	0	29	1.2	12	17	15	3	2	77	3.1
1977-81	Lamp, Jeff	123	4231	841	1710	.492	0	0	.000	635	748	.849	0	515	4.2	250	350	256	109	12	2317	18.8
2008-10	Landesberg, Sylvan	55	1825	316	719	.439	39	111	.351	259	323	.802	84	301	5.5	155	138	106	49	11	930	16.9
1973-77	Langloh, Billy	108	3080	470	1009	.466	0	0	.000	300	417	.719	0	315	2.9	286	298	269	42	4	1240	11.5
1959-62	Laquintano, Anthony	73	0	493	1413	.349	0	0	.000	277	393	.705	0	249	3.4	0	0	128	0	0	1263	17.3
1979-81	Lattimore, Lewis	54	342	43	94	.457	0	0	.000	35	63	.556	0	93	1.7	4	26	74	4	5	121	2.2
1966-68	Laws, Gary	43	0	47	93	.505	0	0	.000	25	46	.556	0	61	1.4	0	0	0	0	0	119	2.8
1998-00	Lemcke, Cade	36	144	13	28	.464	8	19	.421	3	5	.600	5	14	0.4	6	8	16	2	1	37	1.0
1965-66	Lettice, Jack	15	0	14	47	.298	0	0	.000	5	8	.625	0	28	1.9	0	0	0	0	0	33	2.2
1998-99	Lloyd, Brandon	8	12	1	1	1.000	0	0	.000	3	4	.750	0	2	0.3	1	0	1	0	1	5	0.6
2002-04	Lodge, Robert	8	9	0	1	.000	0	1	.000	2	2	1.000	0	1	0.1	1	0	1	0	0	2	0.3
1953-55	Lotts, Dick	49	0	44	102	.431	0	0	.000	33	51	.647	0	23	1.2	0	0	20	0	0	121	2.5
1997-01	Lyons, Greg	27	45	11	24	.458	10	22	.455	4	4	1.000	1	3	0.1	5	4	1	3	0	36	1.3
1978-79	MacBeth, Peter	7	21	2	5	.400	0	0	.000	1	5	.200	0	4	0.6	0	5	6	0	0	5	0.7
1999-04	Mapp, Majestic	73	1066	79	264	.299	32	120	.267	57	95	.600	16	70	1.0	120	96	39	31	1	247	3.4
1996-98	Marcacini, Monte	52	637	32	101	.317	15	57	.263	17	37	.459	44	135	2.6	37	39	84	14	6	96	1.8
1998-99	Martin, Marcus	9	14	1	8	.125	0	1	.000	1	2	.500	2	4	0.4	1	1	1	1	3	3	0.3
1984-88	Martin, Tim	40	286	32	71	.451	0	0	.000	14	23	.609	31	71	1.8	10	18	28	8	5	78	2.0
1999-02	Mason, Roger	89	2634	388	889	.436	137	365	.375	318	366	.869	66	269	3.0	230	195	209	90	33	1231	13.8
2000-02	Mathis, J.C.	57	814	92	212	.434	3	8	.375	49	100	.490	81	175	3.1	31	68	104	11	26	236	4.1
1996-98	McAndrew, Craig	26	218	2	15	.133	0	0	.000	5	14	.357	10	32	1.2	13	16	48	2	1	9	0.3
1969-72	McCandlish, Scott	79	0	400	892	.448	0	0	.000	226	330	.685	0	761	9.6	99	114	247	0	0	1026	13.0
1953-56	McCarthy, Bob	83	0	643	1353	.475	0	0	.000	339	446	.760	0	327	6.1	0	0	69	0	0	1625	19.6
2020-22	McCorkle, Carson	24	101	10	29	.345	6	20	.300	0	0	.000	2	12	0.5	9	5	8	2	2	26	1.1
2006-07	McCormick, Bob	3	6	0	0	.000	0	0	.000	2	4	.500	1	1	0.3	0	0	0	0	0	2	0.7
1971-72	McCurdy, Bob	20	0	31	52	.596	0	0	.000	22	30	.733	0	44	2.2	3	23	39	0	0	84	4.2
2021-22	McGahren, Chris	2	3	0	1	.000	0	1	.000	0	0	.000	0	0	0.0	0	0	0	0	0	0	0.0
1990-91	McGowan, Taylor	1	2	0	1	.000	0	0	.000	0	0	.000	0	0	0.0	0	0	0	0	0	0	0.0
1971-74	McKeag, Bob	74	1113	185	395	.468	0	0	.000	78	122	.639	0	271	3.7	98	120	157	0	0	448	6.1
1958-59	McKenzie, Jay	10	0	55	153	.359	0	0	.000	43	57	.754	0	26	2.6	0	0	0	0	0	153	15.3
2019-21	McKoy, Justin	33	316	33	71	.465	3	9	.333	12	16	.750	22	77	2.3	11	13	29	5	1	81	2.4
2022-24	McKneely, Isaac	66	1776	214	517	.414	132	312	.423	67	83	.807	12	172	2.6	77	53	92	31	9	627	9.5
1994-98	McLaughlin, Peter	42	134	4	13	.308	3	9	.333	6	9	.667	2	13	0.3	13	16	10	1	0	17	0.4
1954-55	McLaughlin, Tucker	17	0	1	0	.000	0	0	.000	10	24	.417	0	0	0.0	0	0	0	0	0	12	0.7
1981-85	Merrifield, Dan	114	1313	125	276	.453	0	2	.000	61	102	.598	0	213	1.9	72	96	186	27	3	311	2.7
1986-87	Metcalf, Rob	13	29	1	3	.333	1	3	.333	2	6	.333	0	5	0.4	0	0	3	0	0	5	0.4
1995-98	Metheney, Chase	67	624	55	98	.561	0	0	.000	36	50	.720	62	171	2.6	19	61	126	13	67	146	2.2
1956-59	Metzger, Bill	73	0	221	568	.389	0	0	.000	199	270	.737	0	430	5.9	0	0	52	0	0	641	8.8
1962-65	Meyer, Bernard	60	0	119	322	.370	0	0	.000	69	109	.633	0	125	2.1	0	0	51	0	0	307	5.1
2006-10	Meynsse, Jerome	89	1127	104	183	.568	0	0	.000	91	134	.679	79	223	2.5	15	36	149	16	35	299	3.4
1957-60	Michelson, Bruce	23	0	14	38	.368	0	0	.000	13	19	.684	0	25	1.1	0	0	0	0	0	41	1.8
1953-54	Middleton, John	22	0	11	24	.458	0	0	.000	8	11	.727	0	34	1.5	0	0	26	0	0	30	1.4
2021-22	Milicic Jr., Igor	16	100	11	29	.379	8	22	.364	3	6	.500	3	15	0.9	3	3	2	4	5	33	2.1
1954-57	Miller, Bill	70	0	343	929	.369	0	0	.000	34	363	.725	0	136	3.3	0	0	58	0	0	949	13.6
1969-72	Miller, Chip	74	0	121	279	.434	0	0	.000	49	65	.754	0	118	1.6	80	82	99	0	0	291	3.9
1981-85	Miller, Jim	132	3142	474	950	.499	1	2	.500	269	365	.737	0	474	3.6	92	201	309	47	25	1218	9.2
1959-62	Miller, Ronald	66	0	153	410	.373	0	0	.000	103	172	.599	0	246	3.7	0	0	125	0	0	409	6.2
2023-24	Minor, Jordan	32	471	55	116	.474	0	0	.000	27	49	.551	48	100	3.1	9	18	56	14	10	137	4.3
2003																						

2020-22	Poindexter, Malachi	22	124	8	18	.444	3	10	.300	0	0	.000	1	10	0.4	7	3	9	0	0	19	0.9
1983-86	Polynice, Olden	95	3035	442	765	.578	0	0	.000	267	436	.612	0	667	7.0	52	220	223	25	86	1151	12.1
1993-94	Powell, Mike	19	102	8	34	.235	0	7	.000	14	18	.778	2	13	0.7	0	21	24	6	1	30	1.6
1995-96	Presley, Darryl	10	47	2	13	.154	0	1	.000	2	4	.500	8	17	1.7	2	5	11	0	1	6	0.6
1987-88	Price, Ron	9	19	1	6	.167	0	3	.000	4	5	.800	1	1	0.1	0	2	4	2	0	6	0.7
1966-67	Quinn, John	9	0	20	65	.308	0	0	.000	11	17	.647	0	17	1.9	0	0	0	0	0	51	5.7
1977-81	Raker, Lee	111	3072	560	1114	.503	0	0	.000	303	389	.779	0	342	3.1	160	197	327	98	9	1423	12.8
1955-56	Randle, Sonny	7	0	0	0	.000	0	0	.000	0	0	.000	0	0	0.0	0	0	0	0	0	0	0.0
1969-72	Rash, Tim	78	0	274	597	.459	0	0	.000	119	153	.778	0	157	2.0	158	185	174	0	0	667	8.6
2004-05	Ravenell, Tryshan	2	4	0	0	.000	0	0	.000	0	0	.000	0	0	0.0	0	0	0	1	0	0	0.0
1965-69	Reams, Buddy	55	0	212	477	.444	0	0	.000	78	125	.624	0	399	7.3	0	0	0	0	0	502	9.1
2003-04	Redd, Vince	1	1	0	0	.000	0	0	.000	0	0	.000	0	0	0.0	0	0	0	0	1	0	0.0
2010-11	Regan, Will	20	132	11	26	.423	1	4	.250	2	5	.400	8	18	0.9	0	6	9	2	6	25	1.3
2015-17	Reuter, Jarred	58	465	67	123	.545	0	0	.000	27	35	.771	36	94	1.6	25	33	68	8	2	161	2.8
2003-07	Reynolds, J.R.	120	3681	530	1292	.410	221	610	.362	402	501	.802	79	343	2.9	317	263	300	101	13	1683	14.0
1961-62	Robertson, Robert	1	0	1	0	.000	0	0	.000	0	0	.000	0	0	0.0	0	0	0	0	0	2	2.0
1979-83	Robinson, Craig	129	2587	335	712	.471	0	1	.000	218	319	.683	0	591	4.6	88	204	236	49	47	888	6.9
1993-97	Robinson, Jamal	122	2571	301	734	.410	43	159	.270	129	204	.632	155	481	3.9	200	153	250	68	28	774	6.3
1963-64	Rockelein, Whitey	16	0	4	14	.286	0	0	.000	6	10	.600	0	10	0.6	0	13	0	0	0	14	0.9
1999-03	Rogers, Jason	51	188	39	73	.534	1	1	1.000	24	45	.533	25	58	1.1	2	7	20	6	28	103	2.0
2010-14	Rogers, Thomas	40	82	3	21	.143	3	14	.214	1	4	.250	0	14	0.4	4	8	7	0	0	10	0.3
2023-24	Rohde, Andrew	33	830	53	181	.293	28	109	.257	7	16	.438	1	60	1.8	90	36	26	16	2	141	4.3
1981-82	Runcie, Jim	6	15	3	7	.429	0	0	.000	0	0	.000	0	3	0.5	0	4	3	2	0	6	1.0
2015-19	Salt, Jack	127	2097	177	300	.590	0	0	.000	61	132	.462	172	439	3.4	38	76	255	35	60	415	3.3
1979-83	Sampson, Ralph	132	4070	899	1584	.568	3	5	.600	427	650	.657	0	1511	11.4	157	342	369	95	462	2228	16.9
1963-66	Sanders, Jerry	67	0	218	436	.500	0	0	.000	173	264	.655	0	347	5.2	0	58	0	0	0	609	9.1
1959-60	Sanders, Kenneth	3	0	0	4	.000	0	0	.000	2	3	.667	0	1	0.3	0	0	0	0	0	2	0.7
1973-78	Schettlick, Ed	69	489	41	125	.328	0	0	.000	30	42	.714	0	96	1.4	21	39	80	1	1	112	1.6
1965-66	Schroeder, John	22	0	58	130	.446	0	0	.000	23	39	.590	0	126	5.7	0	0	0	0	0	139	6.3
2007-12	Scott, Mike	130	3457	585	1122	.521	16	44	.364	352	454	.775	334	944	7.3	124	211	263	85	51	538	11.8
1972-76	Sefcik, Bob	21	38	5	21	.238	0	0	.000	0	0	.000	0	7	0.3	2	2	5	0	0	10	0.5
2008-12	Sene, Assane	95	1749	128	278	.460	0	0	.000	80	144	.556	146	425	4.5	19	84	253	20	108	336	3.5
2014-17	Shayok, Marial	103	1724	226	506	.447	55	147	.374	77	112	.688	28	209	2.0	107	85	142	60	25	584	5.7
2020-23	Shedrick, Kadin	76	1341	168	265	.634	1	7	.143	121	163	.742	104	317	4.2	29	58	187	47	114	458	6.0
1983-87	Sheehy, Tom	127	3307	501	745	.672	6	23	.261	233	308	.756	57	584	4.6	209	226	319	87	20	1241	9.8
2007-11	Sherrill, Will	70	927	77	188	.410	37	103	.359	6	11	.545	59	161	2.3	30	34	102	28	8	197	2.8
2005-06	Shiembob, Drew	12	43	6	8	.750	0	0	.000	2	2	1.000	4	5	0.4	3	0	3	1	0	14	1.2
1956-59	Siewers, John	73	0	204	523	.390	0	0	.000	188	267	.704	0	529	7.2	0	0	69	0	0	596	8.2
1984-88	Simms, Darrick	114	1772	195	444	.439	8	22	.364	128	169	.757	50	218	1.9	164	149	173	50	17	526	4.6
2004-08	Singletary, Sean	123	4034	642	1583	.406	222	614	.362	573	677	.846	120	490	4.0	587	402	322	200	7	2079	16.9
1969-70	Slaysman, Mike	7	0	1	7	.143	0	0	.000	1	5	.200	0	2	0.3	0	0	0	0	0	3	0.4
2002-05	Smith, Devin	85	2328	399	912	.438	161	456	.353	172	226	.761	109	431	5.1	103	164	201	79	68	1131	13.3
1989-93	Smith, Doug	117	1527	112	270	.415	59	165	.358	80	102	.784	28	153	1.3	205	103	113	39	0	363	3.1
1965-67	Smith, Mike	31	0	17	46	.370	0	0	.000	16	30	.533	0	45	1.5	0	0	0	0	0	50	1.6
1960-61	Smith, Wallace	1	0	0	0	.000	0	0	.000	0	0	.000	0	0	0.0	0	0	64	0	0	0	0.0
1982-83	Smith, Wingo	17	55	9	19	.474	0	0	.000	3	7	.429	0	14	0.8	0	2	7	1	0	21	1.2
1983-87	Solomon, Anthony	56	192	12	27	.444	1	2	.500	33	50	.660	0	23	0.4	24	28	26	6	0	58	1.0
2004-09	Soroye, Tunji	99	1261	56	119	.471	0	0	.000	49	79	.620	98	265	2.7	14	74	184	23	96	161	1.6
1961-64	Spohn, Gary	45	0	35	99	.354	0	0	.000	17	33	.515	0	65	1.4	0	0	57	0	0	87	1.9
2009-10	Spurlock, Tristan	13	60	12	28	.429	2	12	.167	5	7	.714	3	10	0.8	1	6	4	6	1	31	2.4
1971-74	Stahurski, Lanny	73	487	65	131	.496	0	0	.000	43	76	.566	0	192	2.6	61	79	102	0	0	173	2.4
1964-67	Stant, Fred	34	0	43	85	.506	0	0	.000	38	64	.594	0	85	2.5	0	0	0	0	0	124	3.6
1994-98	Staples, Curtis	122	4072	573	1406	.408	413	1079	.383	198	262	.756	113	482	4.0	187	183	240	97	21	1757	14.4
2018-22	Stattmann, Kody	81	1175	88	246	.358	38	128	.297	30	42	.714	25	135	1.7	47	45	58	20	23	244	3.0
1990-92	Stewart, Corey	14	57	9	26	.346	0	0	.000	8	10	.800	6	20	1.4	1	4	2	1	0	26	1.9
2014-15	Stith, B.J.	13	63	5	13	.385	1	6	.167	2	3	.667	0	8	0.6	4	3	2	2	0	13	1.0
1988-92	Stith, Bryant	131	4391	856	1774	.483	114	323	.353	690	875	.789	342	859	6.6	216	280	308	177	46	2516	19.2
1956-59	Stobbs, Dick	57	0	90	252	.357	0	0	.000	85	130	.654	0	120	2.1	0	0	24	0	0	265	4.6
1975-79	Stokes, Bob	116	2667	232	426	.545	0	0	.000	214	300	.713	0	228	2.0	218	173	223	116	1	678	5.8
1980-84	Stokes, Ricky	134	2286	204	382	.534	0	2	.000	232	304	.763	0	164	1.2	215	162	257	140	4	640	4.8
2006-10	Tat, Solomon	66	427	36	89	.404	0	5	.000	34	52	.654	21	77	1.2	23	29	56	16	1	106	1.6
2015-17	Thompson, Darius	70	1334	135	280	.482	42	115	.365	52	79	.658	14	98	1.4	126	65	86	55	19	364	5.2
2012-16	Tobey, Mike	138	2247	398	749	.531	6	19	.316	143	203	.704	226	558	4.0	51	106	257	31	101	945	6.8
2006-09	Tucker, Jamil	88	1292	162	371	.437	83	204	.407	62	95	.653	68	269	3.1	40	71	163	26	33	469	5.3
1972-75	Tully, Brian	38	333	26	63	.413	0	0	.000	23	33	.697	0	35	0.9	28	40	31	0	0	75	2.0
1987-91	Turner, Kenny	129	3382	460	987	.466	62	210	.295	238	311	.765	244	707	5.5	159	169	240	115	54	1220	9.5
1954-57	Underwood, Cecil	73	0	108	249	.434	0	0	.000	139	179	.777	0	140	3.2	0	0	38	0	0	355	4.9
2002-03	Vander Laan, Nick	31	473	64	126	.508	0	0	.000	36	66	.545	56	138	4.5	21	41	72	11	19	164	5.3
2022-23	Vander Plas, Ben	29	719	77	187	.412	33	109	.303	28	55	.509	28	134	4.6	41	20	5				

2023-24	Beran, Robbie	34	757	69	156	442	25	79	316	28	35	800	27	133	3.9	38	35	98	20	30	191	5.6
2012-15	Beyer, Christian	76	831	69	126	548	5	18	278	26	44	591	67	209	2.8	25	38	71	18	7	169	2.2
2014-18	Bibbs, Justin	128	4049	523	1160	451	254	599	424	157	221	710	40	372	2.9	189	168	235	54	9	1457	11.4
2015-19	Blackshear, Kerry	103	2550	406	761	534	40	129	311	300	426	704	223	616	6.0	143	148	313	67	73	1152	11.2
2009-11	Boggs, Ben	29	227	16	46	348	6	22	273	23	28	821	10	35	1.2	14	16	24	10	1	61	2.1
2011-13	Brown, Robert	64	1588	175	508	344	60	215	279	72	114	632	25	143	2.2	130	123	125	44	21	482	7.5
2004-06	Calloway, Allen	27	239	14	37	378	0	0	000	9	18	500	22	47	1.7	10	11	34	3	11	37	1.4
2022-24	Camden, John	37	245	16	55	291	13	41	317	10	16	625	10	36	1.0	6	8	22	1	2	55	1.5
2019-24	Cattoor, Hunter	152	4422	484	1106	438	332	800	415	223	278	802	33	464	3.0	273	137	283	151	30	1523	10.0
2015-18	Clarke, Chris	79	1985	261	476	548	18	54	333	188	282	667	113	517	6.5	210	157	146	82	12	728	9.2
2004-07	Collins, Coleman	87	2495	350	717	488	2	8	250	251	380	661	221	531	6.1	64	119	185	45	95	953	11.0
2022-24	Collins, MJ	66	1786	134	389	344	48	175	274	62	75	827	31	169	2.6	136	57	85	42	4	378	5.7
2019-21	Cone, Jalen	47	889	125	322	388	101	246	411	42	48	875	6	52	1.1	36	42	62	12	2	393	8.4
2004-05	Cooke, Marquie	27	450	36	115	313	9	47	191	16	28	571	11	42	1.6	44	35	51	23	0	97	3.6
2008-12	Davila, Victor	126	2827	286	530	540	0	1	000	148	278	532	199	489	3.9	63	130	264	28	90	720	5.7
2022-23	Dawyot, Owyn	6	6	1	2	500	0	1	000	0	0	000	0	1	0.2	0	0	1	0	0	2	0.3
2007-11	Debnam, Paul	34	85	17	33	515	3	7	429	8	18	444	10	23	0.7	4	7	4	5	3	45	1.3
2007-11	Delaney, Malcolm	136	4692	635	1585	401	264	727	363	721	853	845	113	477	3.5	543	377	363	175	24	2255	16.6
2005-09	Diakite, Cheick	126	1575	136	272	500	0	0	000	46	87	529	151	356	2.8	14	58	199	11	125	318	2.5
2020-21	Diarra, Cartier	4	79	10	23	435	1	8	125	9	13	692	4	10	2.5	9	9	10	0	1	30	7.5
2004-05	Dixon, Carlos	30	938	150	336	446	54	131	412	61	79	772	36	136	4.5	53	63	76	54	23	415	13.8
2012-17	Donlon, Greg	28	31	6	11	545	0	0	000	4	6	667	1	8	0.3	0	1	3	0	1	16	0.6
2004-07	Dowdell, Zabian	94	3206	515	1162	443	164	421	390	289	383	755	70	310	3.3	291	204	169	189	18	1483	15.8
2010-14	Eddie, Jarrell	123	3175	383	995	385	192	526	365	224	276	812	101	563	4.6	139	183	247	43	58	1182	9.6
2013-14	Emelogo, Ben	22	599	80	202	396	40	108	370	32	47	681	11	68	3.1	41	34	48	13	5	232	10.5
2011-12	Finney-Smith, Dorian	33	957	69	208	332	26	71	366	45	77	584	91	232	7.0	62	57	89	24	23	209	6.3
2017-18	Fullard, Nicholas	9	14	0	1	000	0	0	000	0	2	000	0	1	0.1	0	2	3	0	0	0	0.0
2015-17	Galloway, Matt	22	74	3	19	158	2	17	118	0	0	000	2	3	0.1	2	2	9	2	0	8	0.4
2010-12	Garland, Tyrone	38	283	41	100	410	12	42	286	23	31	742	4	12	0.3	23	28	33	17	0	117	3.1
2004-07	Gordon, Jamon	93	3104	410	920	446	52	191	272	174	278	626	133	480	5.2	407	219	278	224	71	1046	11.2
2009-13	Green, Erick	129	3654	592	1356	437	140	414	338	418	520	804	59	332	2.6	326	178	208	156	26	1742	13.5
2010-11	Griffin, Andrew	6	15	1	4	250	0	0	000	0	0	000	0	2	0.3	0	1	2	1	1	2	0.3
2015-17	Hamilton, Johnny	20	145	17	29	586	0	0	000	8	19	421	22	41	2.1	4	6	19	2	17	42	2.1
2004-06	Harris, Shawn	40	272	39	78	500	6	20	300	25	35	714	15	34	0.8	8	20	44	19	1	109	2.7
2021-22	Haynes, Jalen	9	25	3	7	429	0	0	000	1	3	333	3	5	0.6	0	2	2	0	0	7	0.8
2014-16	Henry, Shane	64	605	56	119	471	0	0	000	20	56	357	42	153	2.4	5	34	102	14	40	132	2.1
2014-19	Hill, Ahmed	134	4024	514	1155	445	230	589	390	215	290	741	86	462	3.4	167	162	263	63	14	1473	11.0
2017-20	Horne, P.J.	89	1601	183	363	504	48	143	336	53	80	663	88	265	3.0	23	73	160	32	36	467	5.2
2007-11	Hudson, Dorezo	135	3437	419	1032	406	107	360	297	255	332	768	103	336	2.5	177	201	196	83	17	1200	8.9
2014-16	Hudson, Jalen	67	1235	179	414	432	43	134	321	114	173	659	43	142	2.0	58	100	125	38	15	515	7.7
2017-18	Jackson, Tyrie	28	202	25	58	431	6	24	250	27	37	730	12	42	1.5	11	15	22	7	1	83	3.0
2019-20	Johnson, Brandon	11	46	2	7	286	0	0	000	0	1	000	4	11	1.0	0	0	9	1	1	4	0.4
2021-23	Johnson, Camden	20	41	1	6	167	1	3	333	1	2	500	3	8	0.4	5	1	3	2	0	4	0.2
2011-15	Johnson, Will	87	1199	68	192	354	62	172	360	20	33	606	15	99	1.1	36	21	81	20	2	218	2.5
2018-19	Kabongo, Jonathan	21	102	11	28	393	7	22	318	2	4	500	0	12	0.6	4	4	10	3	1	31	1.5
2021-24	Kidd, Lynn	77	1222	257	389	661	0	0	000	90	125	784	91	343	4.4	57	67	120	34	23	612	7.9
2004-05	King, Jeff	16	98	6	25	240	0	3	000	6	12	500	9	23	1.4	5	14	25	0	1	18	1.1
2004-07	Krabendam, Robert	47	340	24	73	329	0	7	000	9	20	450	16	55	1.2	6	16	42	10	8	57	1.2
2015-17	LeDay, Zach	68	2048	364	719	506	32	99	323	326	425	767	184	517	7.6	88	118	190	46	91	1086	16.0
2023-24	Long, Mekhi	18	335	26	62	419	0	12	000	15	30	500	22	88	4.9	18	20	41	8	6	67	3.7
2020-23	Maddox, Darius	67	1238	149	342	436	63	148	426	47	57	825	45	134	2.0	44	33	80	22	16	408	6.1
2014-15	Malik, Malik	33	661	72	184	391	41	107	383	18	32	563	7	81	2.5	47	44	56	29	3	203	6.2
2006-07	Munson, Nigel	32	355	38	87	437	15	39	385	6	7	857	6	29	0.9	36	24	31	7	0	97	3.0
2021-22	Murphy, Storm	36	968	107	247	433	53	148	358	21	28	750	10	70	1.9	103	59	53	15	0	288	8.0
2020-23	Mutts, Justyn	91	2826	412	756	545	44	133	331	144	235	613	185	649	7.2	324	241	241	104	78	1012	11.1
2020-22	N'Guessan, David	57	685	73	143	510	4	17	235	37	76	487	47	146	2.6	32	26	89	16	24	187	3.3
2023-24	Nickel, Tyler	33	804	96	219	438	59	148	399	41	50	820	15	73	2.2	44	24	47	16	8	292	8.8
2019-20	Nolley, Landers II	32	968	171	462	370	68	215	316	85	109	780	25	186	5.8	77	87	63	24	10	495	15.5
2019-22	Ojako, John	57	465	53	97	546	0	0	000	28	41	683	54	124	2.2	19	31	64	6	32	134	2.4
2016-19	Outlaw, Ty	68	1617	169	364	464	136	291	467	33	46	717	44	276	4.1	42	35	143	27	25	507	7.4
2018-20	Palmer, Brendan	8	13	1	4	250	0	3	000	0	0	000	1	4	0.5	0	2	0	1	0	2	0.3
2008-09	Panneton, Chris	3	1	0	1	000	0	1	000	0	0	000	0	0	0.0	0	0	0	0	0	0	0.0
2010-11	Parker, Prince	4	5	1	1	1000	0	0	000	0	0	000	0	1	0.3	0	0	2	0	0	2	0.5
2012-13	Patrick, Marcus	11	40	2	11	182	0	4	000	2	4	500	0	5	0.5	2	6	8	1	0	6	0.5
2021-24	Pedulla, Sean	102	2709	413	980	421	154	434	355	250	300	833	39	301	2.9	325	206	220	99	10	1230	12.1
2020-21	Pemsl, Cordell	13	129	10	19	526	0	0	000	7	11	636	5	31	2.4	5	6	15	0	1	27	2.1
2014-16	Pierce, Satchel	51	552	51	100	510	0	0	000	29	43	674	44	100	2.0	20	49	112	9	27	131	2.6
2022-24	Poteat, Mylajael	68	788	119	185	643	0	0	000	98	139	705	76	186	2.7	34	45	114	14	13		

1994-97	Allen, Sean	66	1255	102	217	470	0	4	.000	80	119	.672	83	239	3.6	49	77	138	13	23	284	4.3
1964-65	Altengarten, Jim	21	0	38	100	380	0	0	.000	21	34	.618	0	84	4.0	0	0	32	0	0	97	4.6
2008-10	Aminu, Al-Farouq	62	1869	313	657	476	25	105	.238	241	351	.687	204	585	9.4	87	180	172	74	82	892	14.4
1995-99	Amonett, Joseph	106	1377	80	254	315	48	171	.281	74	102	.725	17	126	1.2	73	81	140	37	2	282	2.7
2015-18	Anderson, Britton	9	9	0	4	.000	0	1	.000	2	2	1.000	0	4	0.4	0	0	1	0	1	2	0.2
1962-65	Anderson, John	54	0	156	328	476	0	0	.000	81	97	.835	0	83	1.5	0	0	110	0	0	393	7.3
2012-14	Antonelli, Duke	6	6	1	3	.333	0	0	.000	0	0	.000	1	2	0.3	0	0	0	0	0	2	0.3
2020-21	Antonio, Jonah	21	411	43	105	410	38	95	.400	10	11	.909	4	51	2.4	20	20	27	14	4	134	6.4
2022-23	Appleby, Tyree	33	1210	186	436	427	77	214	.360	173	211	.820	14	114	3.5	212	113	74	58	2	622	18.8
2016-17	Arians, Austin	33	754	94	201	468	61	143	.427	33	37	.892	16	62	1.9	37	21	67	17	3	282	8.5
1997-00	Arinze, Niki	56	1252	118	277	426	1	7	.143	104	188	.553	102	263	4.7	72	96	116	45	37	341	6.1
1955-56	Austin, George	3	0	0	2	.000	0	0	.000	0	2	.000	0	1	0.3	0	0	1	0	0	0	0.0
1991-95	Banks, Travis	116	2459	273	575	475	2	17	.118	140	222	.631	199	489	4.2	126	99	123	82	29	688	5.9
2002-04	Benken, Scott	11	29	3	5	.600	1	2	.500	6	6	1.000	4	11	1.0	2	1	0	2	0	13	1.2
1966-67	Bertram, Mickey	4	0	0	2	.000	0	0	.000	0	0	.000	0	1	0.3	0	0	2	0	0	0	0.0
2015-19	Bilas, Anthony	23	26	2	8	250	1	2	.500	0	2	.000	3	5	0.2	2	3	5	3	0	5	0.2
2008-09	Bitove, Brett	2	2	0	0	.000	0	0	.000	0	0	.000	0	0	0.0	0	0	0	0	0	0	0.0
1986-88	Black, Tony	45	1048	115	284	405	19	60	.317	40	51	.784	0	113	2.5	104	95	68	28	6	289	6.4
1990-94	Blucas, Marc	89	1710	132	277	477	91	196	.464	32	54	.593	57	187	2.1	114	65	149	43	9	387	4.3
1985-86	Boggs, Drew	2	2	0	0	.000	0	0	.000	0	0	.000	0	1	0.5	0	1	1	0	0	0	0.0
1983-87	Bogues, Tyrone	119	3571	386	816	473	35	79	.443	179	239	.749	0	290	2.4	781	297	277	275	4	986	8.3
2009-10	Bolton, Phaeton	2	2	0	0	.000	0	0	.000	0	0	.000	0	0	0.0	0	0	0	1	0	0	0.0
1964-67	Boshart, Jim	77	0	335	794	422	0	0	.000	204	326	.626	0	469	6.1	0	0	193	0	0	874	11.4
1955-58	Bowers, Henry	35	0	42	105	400	0	0	.000	21	31	.677	0	54	1.5	0	0	26	0	0	105	3.0
1985-89	Boyd, Cal	112	2339	296	629	471	116	247	.470	104	130	.800	0	166	1.5	259	151	190	68	6	812	7.3
2022-23	Bradford, Davion	26	261	28	37	.757	0	0	.000	10	29	.345	20	53	2.0	3	17	45	1	13	66	2.5
1994-98	Braswell, Jerry	115	2341	238	566	420	116	297	.391	112	145	.772	59	236	2.1	158	178	185	47	3	704	6.1
1965-68	Broadway, Jim	61	0	44	105	419	0	0	.000	40	54	.741	0	76	1.2	0	0	76	0	0	128	2.1
1956-59	Broadway, Olin	66	0	190	446	426	0	0	.000	132	198	.667	0	325	4.9	0	0	153	0	0	512	7.8
1961-64	Brooks, Brad	38	0	10	34	.294	0	0	.000	11	18	.611	0	32	0.8	0	0	17	0	0	31	0.8
2017-20	Brown, Chaundee	84	2177	315	745	423	89	271	.328	157	189	.831	118	394	4.7	104	121	146	40	14	876	10.4
1973-77	Brown, Skip	108	3054	846	1668	507	0	0	.000	342	409	.836	0	215	2.0	579	124	312	195	6	2034	18.8
2018-21	Buchanan, Blake	19	29	0	5	.000	0	3	.000	2	2	1.000	4	8	0.4	3	1	1	1	0	2	0.1
2002-06	Buck, John	29	59	2	12	.167	0	1	.000	1	6	.167	3	11	0.4	2	9	8	2	1	5	0.2
1957-60	Budd, Dave	75	0	319	685	466	0	0	.000	376	543	.692	0	682	9.1	0	0	216	0	0	1014	13.5
1994-95	Burns, Matt	1	1	0	1	.000	0	0	.000	0	0	.000	0	0	0.0	0	0	0	0	0	0	0.0
1961-62	Buxton, Trask	4	0	0	1	.000	0	0	.000	0	0	.000	0	0	0.0	0	0	2	0	0	0	0.0
1972-74	Byers, Tony	53	0	432	907	476	0	0	.000	190	261	.728	0	149	2.8	87	0	155	0	0	1054	19.9
1963-64	Byrne, Tommy	2	0	1	1	1.000	0	0	.000	0	0	.000	0	0	0.0	0	0	0	0	0	2	1.0
1960-61	Caldwell, Paul	17	0	3	16	.188	0	0	.000	5	7	.714	0	4	0.2	0	0	7	0	0	11	0.6
1957-58	Calloway, Wayne	15	0	12	35	.343	0	0	.000	5	9	.556	0	9	0.6	0	0	11	0	0	29	1.9
1984-86	Calvert, Dennis	39	359	25	53	.472	0	0	.000	39	50	.780	0	38	1.0	10	26	40	6	0	89	2.3
1971-72	Campbell, Jerry	7	0	1	5	.200	0	0	.000	4	4	1.000	0	2	0.3	0	0	2	0	0	6	0.9
1954-56	Campbell, Jim	5	0	1	5	.200	0	0	.000	0	0	.000	0	4	0.8	0	0	1	0	0	2	0.4
2023-24	Canka, Abramo	15	49	3	11	.273	1	5	.200	0	0	.000	3	4	0.3	1	3	4	0	0	7	0.5
1992-95	Canty, Barry	55	318	24	86	.279	12	41	.293	10	16	.625	5	30	0.5	21	17	28	11	4	70	1.3
1987-90	Carlyle, David	79	1941	244	598	408	98	261	.375	147	189	.778	27	248	3.1	158	153	173	28	8	733	9.3
1961-64	Carmichael, Richard	78	0	232	553	420	0	0	.000	120	167	.719	0	340	4.4	0	0	168	0	0	584	7.5
2022-24	Carr, Andrew	68	2177	298	586	509	69	203	.340	158	203	.778	121	436	6.4	89	91	173	48	83	823	12.1
1955-58	Carr, Wendell	73	0	105	284	.370	0	0	.000	124	211	.588	0	313	4.3	0	0	214	0	0	334	4.6
1992-94	Castle, Stacey	40	279	27	57	.474	0	2	.000	24	38	.632	5	17	0.4	32	34	29	13	0	78	2.0
1971-72	Cattlett, Morris	8	0	6	9	.667	0	0	.000	6	10	.600	0	4	0.5	0	0	5	0	0	18	2.3
2012-14	Cavanaugh, Tyler	64	1218	136	361	.377	35	126	.278	139	178	.781	63	204	3.2	38	85	164	13	16	446	7.0
2001-02	Chancellor, Walt	6	10	0	2	.000	0	1	.000	0	0	.000	0	4	0.7	2	2	3	0	0	0	0.0
1959-62	Chappell, Len	87	0	764	1507	507	0	0	.000	637	897	.710	0	1213	13.9	0	0	251	0	0	2165	24.9
1981-83	Charles, Sylvester	40	490	76	135	.563	0	0	.000	33	68	.485	0	109	2.7	12	28	62	11	19	185	4.6
1988-89	Cheely, Darryl	19	96	6	29	.207	3	16	.188	6	8	.750	0	4	0.2	10	12	15	4	1	21	1.1
2010-12	Chennault, Tony	46	1198	125	336	.372	14	62	.226	81	128	.633	35	136	3.0	117	103	127	37	1	345	7.7
2016-20	Childress, Brandon	124	3684	425	1105	.385	190	535	.355	375	467	.803	44	358	2.9	443	280	263	140	3	1415	11.4
1990-95	Childress, Randolph	120	3970	648	1453	.446	329	832	.395	583	725	.804	66	360	3.0	472	379	282	180	22	2208	18.4
1961-64	Christie, Frank	84	0	406	881	.461	0	0	.000	188	282	.667	0	600	7.1	0	0	206	0	0	1000	11.9
2023-24	Clark, Aaron	7	32	0	8	.000	0	6	.000	0	0	.000	0	1	0.1	1	1	0	4	2	0	0.0
2007-11	Clark, Gary	109	1518	198	439	.451	85	196	.434	79	105	.752	29	123	1.1	74	84	135	68	9	560	5.1
1983-87	Cline, Mark	112	3293	484	1079	.449	55	133	.414	179	219	.817	0	427	3.8	168	126	229	81	11	1202	10.7
1990-91	Coleman, Ben	4	4	1	2	.500	0	0	.000	0	0	.000	1	1	0.3	0	0	0	0	0	2	0.5
2015-17	Collins, John	64	1324	315	524	.601	0	1	.000	229	314	.729	176	446	7.0	24	92	180	30	75	859	13.4
1955-58	Cox, Ken	33	0	7	28	.250	0	0	.000	7	9	.778	0	26	0.8	0	0	25	0	0	21	0.6
2015-18	Crawford, Bryant	94	2987	471	1133	.416	167	476	.351	361	450	.802	38	308	3.3	467	283	258	149	21	1470	15.6
2006-07	Crawford, Casey	9	27	4	10	.400	2	8	.250	0	0	.000	2	4	0.4	4	0	2	0	2	10	1.1
1965-68	Crinkley, Paul	75	0	138	315	.438	0	0	.000	92												

1957-60	Forté, Charles	72	0	124	298	416	0	0	.000	113	164	.689	0	94	1.3	0	0	147	0	0	361	5.0
2009-10	Fowler, Kyle	2	2	0	1	.000	0	0	.000	0	0	.000	0	0	0.0	0	1	0	0	1	0	0.0
1972-76	Foye, Lee	99	440	180	407	.442	0	0	.000	71	113	.628	0	418	4.2	26	0	205	15	17	431	4.4
1955-56	Frauson, Jack	3	0	3	6	.500	0	0	.000	3	4	.750	0	6	2.0	0	0	0	0	0	9	3.0
2023-24	Friedrichsen, Parker	35	628	59	149	.396	50	137	.365	9	13	.692	10	46	1.3	21	9	34	23	2	177	5.1
1996-00	Fuller, Tim	38	73	8	19	.421	1	7	.143	1	6	.167	1	6	0.2	2	6	7	1	0	18	0.5
1981-85	Garber, Lee	116	1678	213	465	.458	2	6	.333	205	306	.670	0	294	2.5	138	105	165	41	12	633	5.5
1953-55	George, Maurice	54	0	112	237	.473	0	0	.000	139	179	.777	0	227	4.2	0	0	97	0	0	363	6.7
1955-57	Gerdes, Jon	8	0	2	10	.200	0	0	.000	0	2	.000	0	12	1.5	0	0	3	0	0	4	0.5
1954-57	Gilley, Jim	80	0	242	584	.414	0	0	.000	257	370	.695	0	543	6.8	0	0	193	0	0	741	9.3
2008-12	Godwin, Brooks	33	65	3	12	.250	0	0	.000	3	8	.375	4	15	0.5	0	1	5	1	0	9	0.3
1997-98	Goodman, Chuck	3	3	0	0	.000	0	0	.000	0	0	.000	0	0	0.0	0	0	0	0	0	0	0.0
1994-98	Goodsby, Steven	111	1753	194	493	.394	127	326	.390	68	98	.694	79	195	1.8	64	88	160	32	11	583	5.3
1972-73	Grant, J.J.	16	0	9	29	.310	0	0	.000	6	11	.545	0	31	1.9	2	0	38	0	0	24	1.5
2002-06	Gray, Justin	120	3702	605	1516	.399	319	860	.371	417	518	.805	74	297	3.3	382	318	319	138	6	1946	16.2
2011-15	Green, Daniel	31	203	10	29	.345	0	0	.000	19	33	.576	13	46	1.5	5	13	32	3	3	39	1.3
1982-85	Green, Kenny	84	2543	524	965	.543	0	0	.000	204	308	.662	0	554	6.6	79	160	216	53	89	1252	14.9
1956-59	Greene, Bill	31	0	18	46	.391	0	0	.000	23	30	.767	0	24	0.8	0	0	22	0	0	59	1.9
1997-99	Griffin, James	33	334	31	108	.287	11	38	.289	10	17	.588	11	35	1.1	10	29	22	8	4	83	2.5
1974-78	Griffin, Rod	107	3574	773	1400	.552	0	0	.000	439	597	.735	0	947	8.9	115	134	300	125	113	1985	18.6
1970-73	Griffin, Willie	63	0	248	561	.442	0	0	.000	82	112	.732	0	156	2.5	7	0	80	0	0	578	9.2
2006-07	Gurley, Anthony	31	449	69	175	.394	32	101	.317	29	47	.617	12	49	1.6	15	38	34	16	0	199	6.4
1967-70	Habegger, Larry	79	0	110	267	.412	0	0	.000	84	123	.683	0	276	3.5	0	0	200	0	0	304	3.8
1969-72	Habegger, Rich	62	0	130	270	.481	0	0	.000	91	153	.595	0	363	5.9	0	0	171	0	0	351	5.7
2005-09	Hale, Harvey	124	2343	249	718	.347	129	414	.312	185	234	.791	45	249	2.0	130	155	245	104	8	812	6.5
1973-75	Hall, Haley	30	20	16	38	.421	0	0	.000	11	26	.423	0	49	1.6	2	0	27	0	1	43	1.4
2000-02	Hamilton, A.W.	22	153	15	37	.405	6	17	.353	8	11	.727	2	16	0.7	20	13	16	3	2	44	2.0
2009-13	Harris, C.J.	124	3970	459	1063	.432	162	417	.388	533	639	.834	39	327	2.6	282	299	296	116	7	1613	13.0
1992-94	Harrison, Charlie	60	1693	166	432	.384	42	131	.321	78	103	.757	28	118	2.0	186	113	98	51	5	452	7.5
1975-79	Harrison, Larry	109	2316	305	648	.471	0	0	.000	147	243	.605	0	631	5.8	215	228	347	123	188	757	6.9
1958-61	Hart, Alley	75	0	266	579	.459	0	0	.000	93	119	.782	0	176	2.3	0	0	129	0	0	625	8.3
1961-64	Hassell, Butch	80	0	268	576	.465	0	0	.000	110	141	.780	0	158	2.0	0	0	164	0	0	646	8.1
1989-92	Hedgecoe, David	24	104	5	17	.294	2	7	.286	0	0	.000	4	12	0.5	10	11	9	2	0	12	0.5
1978-82	Helms, Mike	111	3036	497	987	.504	0	0	.000	171	235	.728	0	206	1.9	213	223	238	88	5	1165	10.5
1953-55	Hemric, Dick	55	0	447	875	.511	0	0	.000	532	713	.746	0	939	17.1	0	0	147	0	0	1426	25.9
1976-80	Hendler, John	102	909	79	196	.403	0	0	.000	72	132	.545	0	187	1.8	31	85	132	12	2	230	2.3
2003-04	Hendley, Todd	16	111	13	23	.565	1	3	.333	8	11	.727	15	27	1.7	4	9	13	5	1	35	2.2
1994-97	Herbst, Ken	18	24	4	8	.500	0	1	.000	0	3	.000	2	5	0.3	0	0	3	0	0	8	0.4
1962-65	Herring, Richard	69	0	95	231	.411	0	0	.000	55	80	.688	0	106	1.5	0	0	77	0	0	245	3.6
2001-02	Hickman, Brett	7	13	4	8	.500	1	1	1.000	0	0	.000	2	3	0.4	0	0	0	0	1	9	1.3
1998-02	Hicks, Broderick	131	2371	275	701	.392	110	334	.329	159	221	.719	41	242	1.8	286	205	294	99	12	819	6.3
1991-93	Hicks, Derrick	52	1068	81	161	.503	0	0	.000	43	64	.672	112	323	6.2	52	73	105	28	27	205	3.9
1973-76	Hicks, Henry	50	245	47	92	.511	0	0	.000	17	25	.680	0	37	0.7	28	0	15	4	0	111	2.2
2021-24	Hildreth, Cameron	100	2662	352	766	.460	68	204	.333	241	319	.755	65	430	4.3	215	182	210	95	14	1015	10.1
1983-84	Hillman, Mike	10	42	3	5	.600	0	0	.000	4	8	.500	0	5	0.5	3	5	11	0	0	10	1.0
2018-19	Hoard, Jaylen	31	936	152	332	.458	12	53	.226	91	127	.717	80	236	7.6	48	79	68	19	20	407	13.1
2005-09	Hoekstra, Bobby	18	23	3	5	.600	0	0	.000	0	0	.000	0	5	0.3	0	1	2	1	0	6	0.2
1970-73	Hook, Bob	60	0	45	117	.385	0	0	.000	44	56	.786	0	105	1.8	1	0	60	0	0	134	2.2
1999-03	Howard, Josh	127	3536	645	1335	.483	109	309	.353	362	511	.708	351	836	6.6	239	275	373	215	143	1761	13.9
2014-16	Hudson, Cornelius	52	1165	121	345	.351	68	227	.300	86	122	.705	32	166	3.2	62	80	99	44	11	396	7.6
1960-62	Hull, Bill	53	0	138	258	.535	0	0	.000	71	131	.542	0	385	7.3	0	0	133	0	0	347	6.5
1963-66	Hutchins, Harry	11	0	1	5	.200	0	0	.000	2	3	.667	0	2	0.2	0	0	2	0	0	4	0.4
2009-12	Ingle, Aaron	28	64	1	2	.500	0	0	.000	2	4	.500	2	3	0.1	3	4	8	1	0	3	0.1
2020-22	Ingraham, Tariq	3	29	8	9	.889	0	0	.000	6	6	1.000	5	5	2.5	1	2	6	1	0	22	7.3
2003-04	Ingram, Jeremy	8	59	5	15	.333	3	7	.429	0	0	.000	3	6	0.8	6	3	7	6	1	13	1.6
2022-23	Ituka, Jao	6	50	5	15	.333	1	3	.333	7	8	.875	2	7	1.2	5	10	4	0	1	18	3.0
1986-90	Ivy, Sam	111	3264	645	1184	.545	0	2	.000	261	362	.721	50	695	6.3	92	168	305	112	51	1551	14.0
1994-96	Jackson, Antonio	40	293	27	54	.500	0	0	.000	19	30	.633	14	59	1.5	5	20	40	8	8	73	1.8
1971-73	Jackson, Sam	29	0	170	389	.437	0	0	.000	35	70	.500	0	201	6.9	7	0	76	0	0	375	12.9
2016-18	Japhet-Mathias, Sam	23	112	8	15	.533	0	0	.000	2	2	1.000	12	23	0.9	1	10	30	0	4	18	0.8
2011-13	Jennings, Spencer	12	15	3	6	.500	0	3	.000	3	7	.429	0	3	0.3	1	2	2	3	0	9	0.8
1960-61	Jensen, Jack	7	0	1	2	.500	0	0	.000	0	0	.000	0	0	0.0	0	0	4	0	0	2	0.3
2004-05	Jessen, Brian	8	13	1	5	.200	0	0	.000	1	2	.500	3	4	0.5	1	3	3	1	0	3	0.4
1986-90	Johnson, Antonio	98	1054	117	306	.382	73	198	.369	35	54	.648	7	125	1.3	89	78	96	28	2	342	3.5
1996-97	Johnson, Cureton	4	5	0	3	.000	0	0	.000	0	0	.000	0	1	0.3	0	0	0	0	0	0	0.0
1976-81	Johnson, Frank	120	4054	708	1465	.483	0	0	.000	333	442	.753	0	306	2.6	460	359	323	204	10	1749	14.6
2020-21	Johnson, Jalen	21	340	35	93	.376	21	63	.333	13	17	.765	13	51	2.4	13	13	25	9	11	104	5.0
2007-09	Johnson, James	61	1821	351	682	.515	50	169	.296	151	218	.693	171	508	8.3	99	152	184	85	88	903	14.8
2018-20	Johnson, Torry	54	1259	91	236	.386	25	80	.313	103	131	.786	14	98	1.8	68	89	113	30	1	310	5.7
1978-82	Johnstone, Jim	111	3025	472	780	.605	0	0	.000	173	2											

1962-64	Lozier, Al.....	20	0	6	14	429	0	0	.000	3	4	.750	0	6	0.3	0	0	6	0	0	15	0.8
1953-54	Lyles, Billy.....	29	0	97	284	342	0	0	.000	77	102	.755	0	80	2.8	0	0	69	0	0	271	9.3
1967-70	Lynch, Tommy.....	40	0	20	51	.392	0	0	.000	11	19	.579	0	15	0.4	0	0	16	0	0	51	1.3
2023-24	Marion, Marqus.....	21	231	7	14	.500	2	5	.400	7	12	.583	16	43	2.0	3	5	22	6	5	23	4.1
2021-24	Marsh, Matthew.....	65	852	114	140	.814	1	3	.333	30	60	.500	52	200	3.1	12	19	80	14	15	259	4.0
1962-63	Martin, Jay.....	16	0	15	27	.556	0	0	.000	14	15	.933	0	10	0.6	0	0	12	0	0	44	2.8
2019-21	Massoud, Ismael.....	53	854	105	292	.360	69	190	.363	52	70	.743	22	138	2.6	20	55	72	18	13	331	6.2
2021-22	Mathis, Anthony Jr.....	4	6	0	2	.000	0	2	.000	0	0	.000	0	1	0.3	0	0	0	0	0	0	0.0
1980-81	Mayers, Glenn.....	28	241	33	76	.434	0	0	.000	32	40	.800	0	43	1.5	14	20	35	3	0	98	3.5
1977-78	McCaffery, Fran.....	28	448	51	122	.418	0	0	.000	24	52	.462	0	41	1.5	68	54	61	47	5	126	4.5
2014-17	McClinton, Greg.....	85	949	90	186	.484	1	6	.167	44	76	.579	86	188	2.2	34	57	119	23	14	225	2.6
1959-62	McCoy, Tommy.....	72	0	96	234	.410	0	0	.000	79	103	.767	0	203	2.8	0	0	114	0	0	271	3.8
2021-22	McCray, Robert.....	14	58	10	18	.556	4	10	.400	2	4	.500	4	8	0.6	3	4	7	2	1	26	1.9
2009-11	McDermott, Denmore.....	8	13	1	4	.250	0	0	.000	0	2	.000	0	4	0.5	1	0	1	0	0	2	0.3
1976-78	McDonald, Leroy.....	58	1393	224	411	.545	0	0	.000	134	187	.717	0	278	4.8	74	73	140	73	25	582	10.0
2006-10	McFarland, Chas.....	107	2129	268	556	.482	3	19	.158	216	331	.653	220	594	5.6	62	168	282	48	114	755	7.1
1984-85	McGill, Jeff.....	9	50	5	13	.385	0	0	.000	9	11	.818	0	4	0.4	10	7	7	3	0	19	2.1
1968-71	McGregor, Gilbert.....	80	0	408	830	.492	0	0	.000	223	330	.676	0	850	10.6	0	0	280	0	0	1039	13.0
2015-16	McGregor, Gilbert.....	4	5	0	0	.000	0	0	.000	1	2	.500	0	1	0.3	1	1	0	1	0	1	0.3
1978-80	McKaig, Benny.....	40	749	49	91	.538	0	0	.000	33	41	.805	0	35	0.9	117	71	48	28	2	131	3.3
2010-14	McKie, Travis.....	127	4023	568	1228	.463	121	367	.330	430	567	.758	241	816	6.4	146	234	271	127	101	1687	13.3
1997-98	McMillian, Aron.....	14	98	9	19	.474	0	0	.000	6	6	1.000	8	19	1.4	2	6	19	0	2	24	1.7
1988-92	McQueen, Derrick.....	111	3406	329	742	.443	99	271	.365	150	206	.728	46	326	2.9	575	305	292	114	5	907	8.2
2008-09	McQuilkin, Jimmy.....	4	3	0	0	.000	0	0	.000	0	0	.000	0	0	0.0	0	0	0	0	0	0	0.0
1953-54	McRae, Frank.....	17	0	12	48	.250	0	0	.000	19	33	.576	0	55	3.2	0	0	25	0	0	43	2.5
1988-92	Medlin, Phil.....	109	1671	100	220	.455	0	0	.000	61	95	.642	88	320	2.9	65	108	217	30	25	261	2.4
2010-12	Mescheriakov, Nikita.....	54	1115	121	301	.401	25	98	.255	85	116	.733	38	162	3.0	69	89	163	28	6	352	6.5
2023-24	Miller, Kevin.....	35	1120	188	405	.464	38	103	.369	131	155	.845	16	98	2.6	124	88	67	50	1	545	15.6
2012-16	Miller-McIntyre, Codi.....	117	3609	496	1150	.431	68	245	.278	269	426	.631	103	435	3.7	441	255	237	93	15	1329	11.4
1991-92	Milner, Pete.....	5	8	1	2	.500	0	0	.000	1	4	.250	1	2	0.4	0	0	2	0	0	3	0.6
2016-18	Mitchell, Donovan.....	34	345	32	65	.492	15	35	.429	11	15	.733	14	68	2.0	6	21	60	9	8	90	2.6
1957-60	Mitchell, Jerry.....	24	0	5	20	.250	0	0	.000	1	2	.500	0	5	0.2	0	0	11	0	0	11	0.5
2014-17	Mitoglou, Dinos.....	96	2262	290	674	.430	123	354	.347	187	245	.763	167	515	5.4	64	128	227	51	65	890	9.3
2021-24	Monsanto, Damari.....	55	1063	178	438	.406	138	350	.394	44	53	.830	26	180	3.3	36	53	100	43	12	538	9.8
1966-69	Montgomery, Jerry.....	78	0	294	694	.424	0	0	.000	317	380	.834	0	228	2.9	0	0	151	0	0	905	11.6
2001-02	Montgomery, R.D.....	5	12	1	2	.500	0	0	.000	1	2	.500	1	3	0.6	0	2	1	0	1	3	0.6
1973-75	Moody, Dan.....	41	215	95	215	.442	0	0	.000	28	46	.609	0	100	2.4	25	0	71	9	4	218	5.3
1965-66	Moody, Lucky.....	5	0	0	1	.000	0	0	.000	0	2	.000	0	0	0.0	0	0	0	0	0	0	0.0
2015-18	Moore, Doral.....	92	1262	233	357	.653	0	0	.000	72	144	.500	160	437	4.8	11	90	19	112	528	5.8	
1978-82	Morgan, Guy.....	113	2948	399	708	.564	0	0	.000	330	465	.710	0	703	6.2	90	166	363	99	182	1128	10.0
1976-80	Morris, David.....	80	589	93	206	.451	0	0	.000	47	63	.746	0	33	0.4	42	41	68	24	1	233	2.9
1972-73	Moses, Danny.....	8	0	2	5	.400	0	0	.000	4	5	.800	0	7	0.9	0	0	3	0	0	8	1.0
2018-22	Mucius, Isaiah.....	117	2849	352	867	.406	135	409	.330	132	200	.660	143	479	4.1	91	142	220	63	36	971	8.3
1975-77	Mulnix, Don.....	31	200	20	42	.476	0	0	.000	22	35	.629	0	48	1.5	2	11	25	7	0	62	2.0
1954-57	Murdock, Jack.....	83	0	387	853	.454	0	0	.000	465	542	.858	0	342	4.1	0	0	221	0	0	1239	14.9
1998-02	Murray, Ervin.....	120	1921	106	249	.426	15	57	.263	74	103	.718	74	256	2.1	232	112	155	78	11	301	2.5
1973-76	Myatt, Al.....	27	58	14	25	.560	0	0	.000	5	12	.417	0	35	1.3	4	0	24	5	3	33	1.2
1963-65	Myers, Dick.....	35	0	23	58	.397	0	0	.000	9	17	.529	0	32	0.9	0	0	53	0	0	55	1.6
1970-71	Neal, Joe.....	4	0	2	3	.667	0	0	.000	3	4	.750	0	3	0.8	0	0	2	0	0	7	1.8
2019-21	Neath, Jahcobi.....	50	870	79	198	.399	18	52	.346	57	86	.663	11	91	1.8	100	88	77	24	3	233	4.6
1963-64	Nesbit, Bill.....	2	0	0	1	.000	0	0	.000	0	0	.000	0	0	0.0	0	0	0	0	0	0	0.0
2011-15	Niedrich, Doug.....	14	16	0	7	.000	0	0	.000	0	0	.000	2	7	0.5	1	0	2	0	0	0	0.0
1988-89	Norton, Phil.....	2	2	0	0	.000	0	0	.000	0	1	.000	0	2	1.0	0	1	0	0	0	0	0.0
2012-16	O'Brien, Grant.....	29	76	4	16	.250	1	8	.125	2	3	.667	2	10	0.3	0	0	5	0	1	11	0.4
1997-01	O'Kelley, Robert.....	127	4012	618	1563	.395	288	801	.360	361	501	.721	57	254	2.0	260	263	223	86	5	1885	14.8
1956-59	Odum, Dickie.....	67	0	84	226	.372	0	0	.000	152	206	.738	0	242	3.6	0	0	115	0	0	320	4.8
2019-21	Oguma, Ody.....	51	901	84	171	.491	0	0	.000	74	110	.673	94	228	4.5	11	51	139	17	31	242	4.7
2017-20	Okeke, Sunday.....	45	242	11	34	.324	0	0	.000	16	28	.571	39	77	1.7	8	14	72	7	7	38	0.8
2020-21	Okpomo, Emmanuel.....	14	134	5	9	.556	0	0	.000	6	8	.750	8	24	1.7	1	9	24	4	11	16	1.1
1970-73	Orenczak, John.....	59	0	45	121	.372	0	0	.000	34	60	.567	0	119	2.0	0	0	89	0	0	124	2.1
1984-85	Ortmann, Hartmut.....	24	212	11	30	.367	0	0	.000	6	10	.600	0	36	1.5	9	16	34	3	4	28	1.2
2013-15	Overton, Miles.....	36	345	35	103	.340	20	63	.317	31	46	.674	8	33	0.9	23	26	44	11	2	121	3.4
1984-86	Owens, Duane.....	7	15	1	7	.143	0	0	.000	4	4	1.000	0	0	0.0	0	0	3	1	0	6	0.9
1990-94	Owens, Trelonnie.....	115	2957	441	926	.476	14	49	.286	208	296	.703	197	581	5.1	143	151	239	58	25	1104	9.6
1959-62	Packer, Billy.....	89	0	527	1131	.466	0	0	.000	262	320	.819	0	211	2.4	0	0	170	0	0	1316	14.8
1975-77	Palma, Mike.....	43	329	63	153	.412	0	0	.000	30	36	.833	0	52	1.2	9	7	37	16	2	156	3.6
1972-75	Parrish, Mike.....	76	403	283	605	.468	0	0	.000	83	137	.606	0	451	5.9	71	0	234	6	7	649	8.5
1968-71	Pastushok, Neil.....	64	0	220	461	.477	0	0	.000	127	166	.765	0	264	4.1	0	0	108	0	0	567	8.9
2003-05	Paul, Chris.....	63	2110	278	589	.472	86	183	.470	306	365	.838	43	245	3.9	395	171	163	160	13	948	15.0

2018-19	Smart, Ikenna.....	27	404	24	56	429	0	0	.000	11	16	.688	30	89	3.3	4	19	65	3	9	59	2.2
1962-65	Smith, Billy.....	10	0	0	3	.000	0	0	.000	2	4	.500	0	2	0.2	0	0	9	0	0	2	0.2
2006-10	Smith, Ish.....	121	3667	458	1078	.425	66	219	.301	132	273	.484	71	448	3.7	612	350	232	153	23	1114	9.2
2005-08	Smith, Matt.....	8	10	1	2	.500	1	1	1.000	2	2	1.000	0	0	0.0	0	3	2	0	0	5	0.6
1960-61	Snead, Norman.....	4	0	13	21	.619	0	0	.000	5	8	.625	0	12	3.0	0	14	0	0	0	31	7.8
1964-67	Snyder, Jimmy.....	32	0	13	25	.520	0	0	.000	15	22	.682	0	39	1.2	0	18	0	0	0	41	1.3
1998-02	Songaila, Darius.....	130	3391	636	1452	.511	12	35	.343	575	692	.831	265	813	6.3	229	358	431	131	96	1859	14.3
2016-19	Spivey, Aaron.....	24	36	4	11	.364	1	6	.167	4	7	.571	1	5	0.2	3	1	2	2	0	13	0.5
1973-75	Stamp, Cal.....	52	794	193	428	.451	0	0	.000	113	162	.698	0	407	7.8	37	0	174	16	6	499	9.6
2005-08	Stanley, Cameron.....	73	558	48	116	.414	13	45	.289	21	35	.600	39	120	1.6	24	41	48	9	5	130	1.8
1972-74	Stare, Tim.....	27	0	9	18	.500	0	0	.000	5	13	.385	0	35	1.3	3	0	20	0	0	23	0.9
1958-61	Steele, Jerry.....	74	0	68	165	.412	0	0	.000	110	181	.608	0	229	3.1	0	0	165	0	0	246	3.3
1963-64	Steele, Tommy.....	7	0	3	5	.600	0	0	.000	0	1	.000	0	0	0.0	0	0	11	0	0	6	0.9
1954-57	Stepusin, Joe.....	33	0	9	28	.321	0	0	.000	16	24	.667	0	33	1.0	0	0	35	0	0	34	1.0
2009-11	Stewart, Ari.....	61	1274	178	467	.381	72	222	.324	53	70	.757	57	230	3.8	42	109	120	22	5	481	7.9
1970-71	Stewart, Jeff.....	6	0	4	5	.800	0	0	.000	0	1	.000	0	2	0.3	0	0	3	0	0	8	1.3
2002-06	Strickland, Trent.....	126	2529	312	670	.466	70	182	.385	209	314	.666	182	498	4.0	128	161	262	62	25	903	7.2
1995-96	Stringfellow, William.....	19	104	11	24	.458	0	1	.000	8	15	.533	16	40	2.1	3	5	3	2	6	30	1.6
1965-68	Stroupe, Dave.....	75	0	164	351	.467	0	0	.000	134	192	.698	0	315	4.2	0	0	197	0	0	462	6.2
2005-07	Swinton, Kevin.....	58	601	62	124	.500	0	0	.000	38	88	.432	78	176	3.0	8	54	80	15	17	162	2.8
2021-22	Sy, Khadim.....	34	659	82	153	.536	17	49	.347	22	41	.537	43	156	4.6	17	43	84	17	20	203	6.0
2010-11	Tabb, Melvin.....	14	124	8	23	.348	1	3	.333	5	13	.385	6	28	2.0	1	9	16	2	1	22	1.6
2021-23	Taylor, Lucas.....	27	191	9	41	.220	8	25	.320	1	2	.500	1	13	0.5	16	13	16	7	2	27	1.0
1980-84	Teachey, Anthony.....	121	3407	371	723	.513	4	12	.333	290	395	.734	0	869	7.2	215	159	226	110	203	1036	8.6
2007-09	Teague, Jeff.....	61	1883	315	682	.466	77	183	.421	293	361	.812	31	184	3.0	184	180	138	113	35	1000	16.4
2010-11	Terrell, J.T.....	32	769	114	305	.374	50	140	.357	78	102	.765	20	67	2.1	51	71	79	21	1	356	11.1
1984-86	Thomas, Charlie.....	45	1228	175	335	.522	0	0	.000	57	105	.543	0	250	5.6	32	73	159	37	34	407	9.0
2012-16	Thomas, Devin.....	125	3535	544	1047	.520	0	0	.000	398	702	.567	314	1061	8.5	212	336	348	92	144	1486	11.9
2017-18	Thompson, Terrence.....	31	506	37	105	.352	8	17	.471	25	45	.556	52	121	3.9	8	26	50	20	2	107	3.4
1977-79	Thurman, Ed.....	43	352	27	77	.351	0	0	.000	27	43	.628	0	23	0.5	30	58	54	10	3	81	1.9
1967-70	Todmann, Norwood.....	69	0	264	666	.396	0	0	.000	196	265	.740	0	282	4.1	0	0	196	0	0	724	10.5
1981-84	Toms, John.....	89	1915	315	653	.482	3	12	.250	113	201	.562	0	268	3.0	93	133	123	71	5	746	8.4
1989-92	Tucker, Anthony.....	85	2546	420	864	.486	8	32	.250	195	296	.659	151	445	5.2	232	228	165	75	35	1043	12.3
1955-57	Tucker, Bill.....	27	0	14	36	.389	0	0	.000	9	15	.600	0	28	1.0	0	0	18	0	0	37	1.4
2009-10	Tucker, Konner.....	6	31	4	10	.400	4	8	.500	1	3	.333	1	4	0.7	1	2	7	0	0	13	2.2
2023-24	Underwood, Will.....	6	6	0	1	.000	0	0	.000	0	0	.000	0	2	0.3	0	0	0	0	0	0	0.0
2019-23	Van Beveren, Grant.....	14	24	8	10	.800	0	0	.000	0	0	.000	3	9	0.6	0	0	1	0	0	16	1.1
2013-17	VanHorn, Trent.....	51	309	13	40	.325	1	13	.077	19	25	.760	4	24	0.5	13	15	36	9	0	46	0.9
1979-81	Vaughns, Kenny.....	45	241	18	56	.321	0	0	.000	11	19	.579	0	19	0.4	29	30	27	14	2	47	1.0
1997-01	Vidaurreta, Rafael.....	119	2865	228	502	.454	5	30	.167	163	270	.604	271	727	6.1	105	188	319	89	41	624	5.2
2003-06	Visser, Kyle.....	127	2092	338	616	.549	1	3	.333	255	409	.623	212	500	3.9	61	148	258	62	116	932	7.3
1967-70	Walker, Dickie.....	80	0	452	936	.483	0	0	.000	297	415	.716	0	464	5.8	0	0	243	0	0	1201	15.0
2008-12	Walker, Ty.....	70	1066	96	215	.447	0	0	.000	32	53	.604	72	226	3.2	28	47	62	29	144	224	3.2
1981-82	Wallace, Stewart.....	8	20	2	3	.667	0	0	.000	0	1	.000	0	2	0.3	1	0	2	0	0	4	0.5
2021-22	Walton, Dallas.....	35	898	120	224	.536	21	57	.368	63	88	.716	34	181	5.2	37	35	88	14	48	324	9.3
1982-83	Warden, Steve.....	23	109	16	34	.471	0	1	.000	29	37	.784	0	19	0.8	3	8	9	2	1	61	2.7
2012-16	Washington, Andre.....	67	416	40	86	.465	0	0	.000	36	58	.621	33	81	1.2	6	20	79	6	57	116	1.7
2016-17	Washington, Rich.....	8	17	1	6	.167	0	4	.000	0	0	.000	0	2	0.3	3	1	3	0	0	2	0.3
1985-87	Watson, Rod.....	54	1590	277	620	.447	36	99	.364	55	73	.753	0	131	2.4	70	71	99	49	4	645	11.9
2014-16	Watson, Rondale.....	35	420	29	82	.354	13	42	.310	19	34	.559	6	46	1.3	26	19	39	16	2	90	2.6
1962-65	Watts, Ronny.....	80	0	359	696	.516	0	0	.000	351	530	.662	0	833	10.4	0	0	259	0	0	1069	13.4
1953-54	Weatherspoon, Bob.....	5	0	0	4	.000	0	0	.000	5	8	.625	0	6	1.2	0	0	3	0	0	5	1.0
2006-10	Weaver, David.....	121	1368	116	215	.540	6	14	.429	66	104	.635	94	251	2.1	29	69	200	21	74	304	2.5
1983-85	Wessel, Craig.....	32	146	21	35	.600	0	0	.000	8	18	.444	0	29	0.9	1	16	48	3	4	50	1.6
1996-97	West, Rodney.....	13	54	3	6	.500	0	0	.000	4	7	.571	5	11	0.8	3	4	4	1	4	10	0.8
1964-67	Whitaker, Sherrill.....	56	0	58	128	.453	0	0	.000	29	51	.569	0	103	1.8	0	0	60	0	0	145	2.6
2019-20	White, Andrien.....	31	753	87	229	.380	56	149	.376	49	60	.817	9	113	3.6	43	59	66	22	1	279	9.0
1987-88	White, Kyle.....	7	8	1	3	.333	0	1	.000	0	0	.000	0	1	0.1	1	0	0	0	0	2	0.3
2020-22	Whitt, Carter.....	50	793	56	180	.311	23	83	.277	9	16	.563	6	91	1.8	97	93	42	21	2	144	2.9
1960-63	Wiedeman, Dave.....	71	0	357	852	.419	0	0	.000	151	207	.729	0	333	4.7	0	0	200	0	0	865	12.2
1954-57	Wiggins, Ernie.....	83	0	391	836	.468	0	0	.000	255	311	.820	0	276	3.3	0	0	190	0	0	1037	12.5
1957-60	Wiggins, Twig.....	72	0	120	257	.467	0	0	.000	143	214	.668	0	308	4.3	0	0	162	0	0	383	5.3
2014-18	Wilbekin, Mitchell.....	119	3197	272	747	.364	197	510	.386	148	179	.827	34	238	2.0	177	84	225	91	5	889	7.5
2020-21	Wilkins, Isaiah.....	17	182	11	31	.355	5	17	.294	5	7	.714	4	29	1.7	13	7	16	12	1	32	1.9
2000-04	Williams, Alan.....	29	58	9	21	.429	3	9	.333	6	8	.750	1	11	0.4	3	1	6	2	0	27	0.9
2021-22	Williams, Alondes.....	35	1193	242	477	.507	40	142	.282	125	181	.691	49	224	6.4	181	127	72	42	14	649	18.5
2013-14	Williams, Coron.....	33	834	117	251	.466	71	176	.403	31	37	.838	14	71	2.2	38	10	53	22	3	336	10.2
2002-06	Williams, Eric.....	129	3452	676	1140	.593	0	0	.000	386	673	.574	334	858	6.7	90	264	380	132	12	1738	13.5
1955-57	Williams, Jack.....	53	0	328	732	.448	0	0	.000	210	316	.665	0	515	9.7							

1993-97	Booth, Keith	126	3871	589	1291	45.6	22	105	21	576	824	69.9	326	916	7.3	296	403	407	193	73	1776	14.1
1993-94	Bosnic, Nick	28	227	31	75	41.3	8	23	34.8	12	17	70.6	18	41	1.5	13	16	25	8	4	82	2.9
1975-78	Boston, Lawrence	82	0	438	760	57.6	0	0	0.0	131	191	68.6	0	629	7.7	67	0	261	44	48	1007	12.3
1973-74	Bowen, Bob	6	0	0	4	0	0	0	0.0	0	0	0	0	6	1	0	0	1	0	0	0	0.0
2003-07	Bowers, Will	116	1182	92	226	40.7	1	6	16.7	57	91	62.6	66	206	1.8	42	72	198	15	65	242	2.1
2007-11	Bowie, Adrian	135	2602	321	688	46.7	63	190	33.2	183	269	68	99	329	2.4	286	188	222	126	21	888	6.6
1973-76	Boyle, John	44	0	9	25	36	0	0	0.0	2	7	28.6	0	30	0.7	2	0	14	0	0	20	0.5
1981-85	Branch, Adrian	123	4179	767	1579	48.6	29	81	35.8	454	607	74.8	0	546	4.4	292	348	372	110	50	2017	16.4
1963-66	Brayton, Neil	76	0	278	652	42.6	0	0	0.0	157	207	75.8	0	344	4.5	0	0	270	0	0	713	9.4
1991-95	Bristol, Wayne	100	763	87	224	38.8	31	101	30.7	60	102	58.8	51	101	1	60	53	82	33	9	265	2.7
1988-92	Broadnax, Vince	101	2178	210	429	49	0	1	0.0	176	242	72.7	137	298	3	204	141	207	88	8	596	5.9
1953-54	Brooks, Ronnie	30	0	29	86	33.7	0	0	0.0	24	40	60	0	0	0	0	0	0	0	0	82	2.7
1964-65	Brotman, Don	7	0	2	8	25	0	0	0.0	4	5	80	0	2	0.3	0	0	9	0	0	8	1.1
1970-73	Brown, Darrell	76	0	148	300	49.3	0	0	0.0	62	100	62	0	220	2.9	61	0	108	0	0	358	4.7
1966-68	Brown, Larry	6	0	0	2	0	0	0	0.0	0	0	0	0	1	0.2	0	0	0	0	0	0	0.0
1972-75	Brown, Owen	87	0	335	690	48.6	0	0	0.0	118	159	74.2	0	440	5.1	68	0	204	0	0	788	9.1
2005-07	Brown, Parrish	60	526	57	137	41.6	20	51	39.2	39	51	76.5	19	72	1.2	79	57	34	25	1	173	2.9
1976-79	Bryant, Bill	55	0	160	353	45.3	0	0	0.0	91	125	72.8	0	129	2.3	97	0	90	37	18	411	7.5
1957-60	Bunge, Al	75	0	339	842	40.3	0	0	0.0	257	389	66.1	0	795	10.6	0	0	0	0	0	935	12.5
2007-09	Burney, Jerome	26	193	19	47	40.4	0	1	0.0	0	8	0	17	44	1.7	6	4	14	2	15	38	1.5
1989-93	Burns, Evers	113	2548	545	1092	49.9	1	4	25	224	365	61.4	261	634	5.6	101	170	288	114	64	1315	11.6
2002-06	Caner-Medley, Nik	127	3545	570	1240	46	116	344	33.7	317	427	74.2	248	659	5.2	222	247	260	146	86	1573	12.4
1962-65	Carlson, Phil	62	0	119	258	46.1	0	0	0.0	62	108	57.4	0	213	3.4	0	0	82	0	0	300	4.8
1960-63	Carpenter, Connie	58	0	103	239	43.1	0	0	0.0	30	40	75	0	105	1.8	0	0	28	0	0	236	4.1
1971-72	Cartwright, Mark	15	0	45	82	54.9	0	0	0.0	20	30	66.7	0	54	3.6	6	0	20	0	0	110	7.3
1997-01	Cephas, LaRon	64	275	30	81	37	4	9	44.4	9	22	40.9	16	69	1.1	3	14	47	5	7	73	1.1
1989-91	Chamberlain, Kevin	7	11	1	5	20	0	0	0.0	0	0	0	1	1	0.1	0	0	1	0	0	2	0.3
1974-75	Cherry, Mike	4	0	2	3	66.7	0	0	0.0	0	0	0	0	4	1	1	0	0	0	0	4	1.0
2009-10	Choi, Jin Soo	30	180	14	51	27.5	5	23	21.7	8	11	72.7	7	34	1.1	2	14	26	8	29	41	1.4
2004-07	Chukura, Gini	27	63	5	16	31.3	2	4	50	1	8	12.5	11	15	0.6	1	4	4	3	1	13	0.5
1965-66	Clark, Jack	73	0	133	301	44.2	0	0	0.0	141	190	74.2	0	174	2.4	0	0	122	0	0	407	5.6
2012-14	Cleare, Shaquille	69	885	97	169	57.4	0	0	0.0	36	66	59.1	63	179	2.6	11	44	138	11	24	233	3.4
1982-84	Coleman, Ben	62	2089	376	638	58.9	0	0	0.0	193	282	68.4	0	511	8.2	85	0	211	42	75	945	15.2
2001-04	Collins, Andre	47	244	41	73	56.2	12	32	37.5	10	17	58.8	3	26	0.6	46	23	21	17	1	104	2.2
1976-77	Crawford, Mark	16	0	2	22	2	0	0	0.0	12	13	92.3	0	4	0.3	2	0	7	2	1	16	1.0
1956-59	Danko, Gene	58	0	92	245	37.6	0	0	0.0	110	155	71	0	138	2.4	0	0	0	0	0	294	5.1
1974-77	Davis, Brad	84	0	386	721	53.5	0	0	0.0	254	318	79.9	0	262	3.1	431	0	247	25	12	1026	12.2
1976-78	Davis, Mike	45	0	88	189	46.6	0	0	0.0	75	114	65.8	0	286	6.4	16	0	140	21	62	251	5.6
1957-58	Davis, Nick	79	0	357	809	44.1	0	0	0.0	147	204	72.1	0	263	3.3	0	0	0	0	0	861	10.9
1963-67	DeCosmo, Mike	46	0	63	211	29.9	0	0	0.0	45	56	80.4	0	88	1.9	0	0	78	0	0	171	3.7
1985-89	Dickerson, Dave	100	2036	193	450	42.9	24	80	30	105	148	70.9	116	334	3.3	140	125	264	26	34	515	5.2
2011-12	Dillard, Jon	7	11	1	2	50	0	0	0.0	0	1	0	0	0	0	1	0	0	0	0	2	0.3
1953-55	Dilworth, Bob	46	0	63	149	42.3	0	0	0.0	40	74	54.1	0	155	6.5	0	0	0	0	0	166	3.6
1998-02	Dixon, Juan	141	4002	802	1713	46.8	239	615	38.9	426	501	85	199	599	4.2	370	355	283	332	26	2269	16.1
2013-14	Dodd, Damonte	22	166	7	19	36.8	0	0	0.0	2	16	12.5	19	33	1.5	1	8	27	3	9	16	0.7
1990-92	Downing, Matt	51	586	52	132	39.4	20	65	30.8	40	62	64.5	32	73	1.4	65	47	72	21	0	164	3.2
1965-68	Dreschler, Rich	52	0	162	395	41	0	0	0.0	84	128	65.6	0	380	7.3	0	0	118	0	0	408	7.8
1981-85	Driesell, Chuck	58	255	29	77	37.7	1	5	20	48	77	62.3	0	24	0.4	13	19	30	5	1	107	1.8
1955-56	Dunlap, Don	16	0	5	13	38.5	0	0	0.0	8	14	57.1	0	20	1.3	0	0	0	0	0	18	1.1
2007-09	Dupree, Braxton	52	527	46	124	37.1	0	0	0.0	28	51	54.9	48	118	2.3	3	35	59	7	19	120	2.3
1960-63	Eicher, Bob	66	0	262	646	40.6	0	0	0.0	159	219	72.6	0	320	4.8	0	0	109	0	0	683	10.3
1995-99	Ekezie, Obinna	118	2830	408	815	50.1	0	2	0.0	356	544	65.4	253	671	5.7	104	243	355	73	125	1172	9.9
1994-98	Elliott, Rodney	123	2227	343	704	48.7	43	128	33.6	212	309	68.6	198	570	4.6	117	141	286	64	44	941	7.7
1971-74	Elmore, Len	86	0	408	836	48.8	0	0	0.0	201	278	72.3	0	1053	12.2	120	0	210	0	0	1017	11.8
1988-90	Etienne, Max	11	19	5	8	62.5	0	0	0.0	2	4	50	2	3	0.3	0	1	4	0	0	12	1.1
1953-55	Everett, Bob	54	0	207	446	46.4	0	0	0.0	201	309	65	0	250	10.4	0	0	0	0	0	615	11.4
1982-83	Farmer, Ed	20	173	20	49	40.8	0	1	0.0	14	22	63.6	0	44	2.2	3	0	32	4	4	54	2.7
2011-14	Faust, Nick	102	2745	313	808	38.7	108	346	31.2	210	306	68.6	86	388	3.8	226	218	207	105	33	944	9.3
1966-67	Feeney, Steve	6	0	1	3	33.3	0	0	0.0	1	2	50	0	1	0.2	0	0	0	0	0	3	0.5
1961-64	Ferguson, Scott	59	0	144	321	44.9	0	0	0.0	78	128	60.9	0	293	5	0	0	106	0	0	366	6.2
1995-99	Fields, Norman	52	167	24	65	36.9	6	21	28.6	12	17	70.6	15	44	0.8	21	16	8	12	2	66	1.3
1969-70	Findreng, Tommy	1	0	0	0	0	0	0	0.0	0	0	0	0	0	0	0	0	2	0	0	0	0.0
1969-71	Flowers, Jay	31	0	36	100	36	0	0	0.0	42	59	71.2	0	85	2.7	26	0	41	0	0	114	3.7
2003-05	Fofana, Hassan	32	254	18	51	35.3	0	0	0.0	11	25	44	17	52	1.6	4	24	49	7	18	47	1.5
1979-84	Fothergill, Mark	100	1454	146	276	52.9	1	5	20	115	149	77.2	0	246	2.5	41	54	225	14	16	408	4.1
1998-99	Frazier, Steve	34	1034	205	392	52.3	45	116	38.8	124	157	79	57	154	4.5	152	102	95	95	6	579	17.0
1963-66	Franklin, Bill	49	0	9	27	33.3	0	0	0.0	10	16	62.5	0	11	0.2	0	0	28	0	0	28	0.6
1954-55	Fuqua, Frank	15	0	42	108	38.9	0	0	0.0	64	87	73.6	0	118	7.9	0	0	0	0	0	148	9.9
2004-05	Garrison, Travis	125	2392	334	768	43.5	34	98	34.7	237	318	74.5	261	628	5	79	14					

1965-68	Jones, Bill	65	0	228	601	37.9	0	0	0.0	121	183	66.1	0	292	4.5	0	0	174	0	0	577	8.9
2003-07	Jones, Mike	128	2378	407	941	43.3	203	495	41	163	203	80.3	107	359	2.8	129	165	194	82	26	1180	9.2
1984-86	Jones, Tom	70	1845	231	437	52.9	0	0	0.0	69	101	68.3	0	310	4.4	73	56	153	38	19	531	7.6
1993-95	Judd, Donny	18	38	10	23	43.0	3	9	33.3	9	15	60	6	11	0.6	3	4	4	2	0	32	1.8
1988-90	Kaluzienski, Matt	16	36	4	8	50.5	1	1	100	1	2	50	1	8	0.5	1	7	2	0	0	10	0.6
1986-88	Karver, Mark	35	233	24	51	47.1	4	10	40	22	27	81.5	16	34	1	26	24	34	9	3	74	2.1
1986-88	Kasoff, Mitch	44	105	10	42	23.8	1	8	12.5	13	24	54.2	9	21	0.5	17	12	18	9	0	34	0.8
1969-71	Kebeck, Steve	47	0	98	235	41.7	0	0	0.0	33	49	67.3	0	45	1	31	0	21	0	0	229	4.9
1959-62	Kelleher, Bruce	68	0	328	748	43.9	0	0	0.0	198	256	77.3	0	213	3.1	0	0	51	0	0	854	12.6
1991-93	Kerwin, Chris	57	1341	139	279	49.8	0	2	0.0	42	87	48.3	104	287	5	29	64	181	23	61	320	5.6
1953-56	Kessler, Bob	78	0	440	1126	39.1	0	0	0.0	386	587	65.8	0	599	12.5	0	0	0	0	0	1266	16.2
2008-09	Kim, Jin Soo	21	136	12	42	28.6	5	21	23.8	5	7	71.4	5	24	1.1	0	12	19	6	5	34	1.6
1977-81	King, Albert	118	2141	862	1673	51.5	0	0	0.0	334	431	77.5	0	715	6.1	304	90	314	119	50	2058	17.4
1990-91	Kjome, Eric	20	89	9	20	45	1	3	33.3	14	27	51.9	7	20	1	2	6	17	2	0	33	1.7
1993-98	Kovarik, Matt	129	1359	74	169	43.8	6	29	20.7	63	101	62.4	51	173	1.3	167	111	166	58	5	217	1.7
1957-60	Krukar, Pete	55	0	43	108	39.8	0	0	0.0	34	52	65.4	0	57	1	0	0	0	0	0	120	2.2
1967-68	Labonia, Gene	7	0	0	2	0	0	0	0.0	4	5	80	0	3	0.4	0	0	5	0	0	4	0.6
1984-85	Lancaster, Wally	7	25	5	10	50	0	0	0.0	0	0	0	0	1	0.1	3	4	2	0	0	10	1.4
2012-14	Layman, Jake	70	1773	199	499	39.9	96	284	33.8	89	125	71.2	76	282	4.0	66	76	128	55	51	208	5.5
2004-06	Ledbetter, Sterling	55	855	49	136	36	7	29	24.1	48	68	70.6	34	108	2	107	92	80	25	2	153	2.8
2011-13	Len, Alex	60	1470	225	418	53.8	1	9	11.1	132	199	66.3	145	417	7.0	50	93	155	12	125	583	9.7
2009-11	Levent, Ersin	19	43	2	12	16.7	1	5	20	3	6	50	3	8	0.4	1	4	2	2	0	8	0.4
1962-65	Lewis, Bob	27	0	18	36	50	0	0	0.0	9	27	33.3	0	43	1.6	0	0	23	0	0	45	1.7
1987-91	Lewis, Cedric	95	1882	198	416	47.6	0	0	0.0	139	255	54.5	147	424	4.5	37	119	194	70	239	535	5.6
1984-88	Lewis, Derrick	127	4202	564	1044	54	16	38	42.1	314	487	64.5	120	948	7.5	182	268	388	137	339	1458	11.5
2012-14	Lipinski, Connor	11	17	1	1	100.0	1	1	100.0	4	6	66.7	0	0	0.0	1	2	2	0	0	7	0.6
1983-86	Long, Terry	92	987	87	164	53	0	0	0.0	57	98	58.2	0	208	2.3	40	81	122	28	26	231	2.5
1955-56	Love, John	9	0	0	6	0	0	0	0.0	2	3	66.7	0	1	0.1	0	0	0	0	0	2	0.2
1972-76	Lucas, John	110	0	862	1643	52.5	0	0	0.0	291	374	77.8	0	374	3.4	514	0	276	0	0	2015	18.3
1992-96	Lucas, Mario	116	1926	296	714	41.5	62	171	36.3	135	230	58.7	169	436	3.8	50	139	210	59	44	789	6.8
1966-69	MacDonald, Jon	37	0	18	54	33.3	0	0	0.0	10	19	52.6	0	18	0.5	0	17	0	0	0	46	1.2
1975-77	Magid, Brian	46	0	69	129	53.5	0	0	0.0	30	35	85.7	0	23	0.5	16	0	27	5	0	168	3.7
1977-81	Manning, Greg	118	2024	623	1068	58.3	0	0	0.0	315	367	85.8	0	181	1.5	271	44	228	66	7	1561	13.2
1997-01	Mardesch, Mike	137	1866	213	513	41.5	0	0	0.0	86	150	57.3	171	447	3.3	80	136	222	45	74	512	3.7
1959-62	Marshall, Ted	57	0	69	178	38.8	0	0	0.0	46	74	62.2	0	157	2.8	0	58	0	0	0	184	3.2
1953-54	Martin, Bill	19	0	12	36	33.3	0	0	0.0	21	27	77.8	0	0	0	0	0	0	0	0	45	2.4
1988-90	Martin, Jesse	61	1034	165	351	47	3	19	15.8	73	104	70.2	72	160	2.6	107	88	121	33	11	406	6.7
1985-90	Massenburg, Tony	112	2939	524	1001	52.3	0	3	0.0	306	476	64.3	270	722	6.4	51	187	300	61	97	1354	12.1
2006-08	McAlpin, Jason	20	72	5	18	27.8	2	9	22.2	0	2	0	3	13	0.7	4	2	6	1	1	12	0.6
1999-03	McCall, Calvin	72	709	72	168	42.9	19	64	29.7	31	46	67.4	42	130	1.8	65	46	64	47	10	194	2.7
1986-90	McCoy, Teyon	89	2327	221	507	43.6	132	316	41.8	125	167	74.9	34	156	1.8	294	161	235	59	3	699	7.9
2002-06	McCray, Chris	103	2626	365	789	46.3	103	312	33	275	322	85.4	110	349	3.4	264	190	229	166	47	1108	10.8
1958-61	McDonald, Bob	52	0	178	403	44.2	0	0	0.0	85	106	80.2	0	387	7.4	0	0	0	0	0	441	8.5
1956-57	McGinnis, Wayne	18	0	8	15	53.3	0	0	0.0	13	25	52	0	36	2	0	0	0	0	0	29	1.6
1990-91	McGlone, Mark	11	24	1	5	20	0	0	0.0	4	6	66.7	3	6	0.5	2	3	7	0	1	6	0.5
1989-93	McLinton, Kevin	91	2829	358	829	43.2	20	83	24.1	288	370	77.8	117	376	4.1	469	329	269	136	14	1024	11.3
1964-67	McMillen, Jay	75	0	508	1125	45.2	0	0	0.0	284	364	78	0	542	7.2	0	0	210	0	0	1300	17.3
1971-74	McMillen, Tom	88	0	699	1259	55.5	0	0	0.0	409	512	79.9	0	859	9.8	102	0	212	0	0	1807	20.5
1957-60	McNeil, Charles	54	0	290	657	44.1	0	0	0.0	203	264	76.9	0	371	6.9	0	0	0	0	0	783	14.5
1962-65	McWilliams, Sam	43	0	102	221	46.2	0	0	0.0	52	75	69.3	0	98	2.3	0	69	0	0	0	256	6.0
2013-14	Metz, A.J.	1	1	0	0	0.0	0	0	0.0	0	0	0.0	0	0	0.0	0	0	0	0	0	0	0.0
2006-10	Milbourne, Landon	117	2883	426	893	47.7	42	117	35.9	210	272	77.2	215	472	4	74	164	277	96	99	1104	9.4
1998-01	Miller, Danny	104	2211	227	503	45.1	60	181	33.1	94	162	58	97	266	2.6	213	137	200	104	25	608	5.8
1967-70	Milroy, Tom	68	0	146	400	36.5	0	0	0.0	171	238	71.8	0	215	3.2	18	0	186	0	0	463	6.8
2012-14	Mitchell, Charles	70	1201	184	358	51.4	0	0	0.0	50	120	41.7	159	407	5.8	26	99	154	21	31	418	6.0
1968-69	Montgomery, Roger	4	0	2	4	50	0	0	0.0	0	2	0	0	2	0.5	0	0	0	0	0	4	1.0
1955-58	Moore, Perry	69	0	96	234	41	0	0	0.0	93	150	62	0	300	4.3	0	0	0	0	0	285	4.1
1956-57	Moorhead, Bob	12	0	1	4	25	0	0	0.0	4	7	57.1	0	4	0.3	0	0	0	0	0	6	0.5
1978-82	Morley, Dutch	120	1822	121	256	47.3	0	0	0.0	122	146	83.6	0	192	1.6	460	103	212	170	10	364	3.0
1997-01	Morris, Terence	136	3605	645	1300	49.6	101	299	33.8	344	441	78	319	925	6.8	229	274	319	167	256	1735	12.8
2008-12	Mosley, Sean	132	3420	370	879	42.1	69	208	33.2	294	374	78.6	195	578	4.4	308	269	214	48	150	1103	8.4
2000-02	Mouton, Byron	72	1834	267	549	48.6	31	97	32	180	233	77.3	163	325	4.5	118	97	179	64	15	745	10.3
1963-65	Mueller, Dick	17	0	4	13	30.8	0	0	0.0	4	6	66.7	0	9	0.5	0	0	5	0	0	12	0.7
1956-59	Murphy, Bill	64	0	72	219	32.9	0	0	0.0	68	113	60.2	0	105	1.6	0	0	0	0	0	212	3.3
1954-55	Murray, Bob	4	0	1	4	25	0	0	0.0	0	0	0	0	2	0.5	0	0	0	0	0	2	0.5
1988-90	Mustaf, Jerrod	59	1895	393	748	52.5	14	36	38.9	180	238	75.6	141	456	7.7	88	166	128	37	50	980	16.6
1955-58	Nacincik, John	77	0	257	606	42.4	0	0	0.0	221	311	71.1	0	414	5.4	0	0	0	0	0	735	9.5
1955-56	Nardone, Bob	10	0	2	7	28.6	0	0	0.0	2	6	33.3	0	9	0.9	0	0	0	0	0	6	0.6
1985-89	Nared, Greg	74	1313	82	224																	

1959-61	Schroeder, Dave.....	20	0	1	6	16.7	0	0	0.0	1	2	50	0	12	0.6	0	0	0	0	0	3	0.2
1957-60	Shanahan, Jerry.....	48	0	37	78	47.4	0	0	0.0	38	63	60.3	0	67	1.4	0	0	0	0	0	112	2.3
1974-77	Sheppard, Steve.....	76	0	491	927	53	0	0	0.0	237	329	72	0	582	7.7	99	0	176	27	2	1219	16.0
1962-63	Shively, Rudy.....	11	0	13	23	56.5	0	0	0.0	3	8	37.5	0	16	1.5	0	0	6	0	0	29	2.6
1975-79	Shrader, Eric.....	35	0	10	23	43.5	0	0	0.0	10	19	52.6	0	2	0.1	6	0	6	2	0	30	0.9
1953-54	Shue, Gene.....	30	0	237	469	50.5	0	0	0.0	180	228	78.9	0	0	0	0	0	0	0	0	654	21.8
1991-95	Shultz, Kurtis.....	67	367	27	71	38	5	12	41.7	17	28	60.7	28	71	1.1	13	21	34	9	3	76	1.1
1992-96	Simpkins, Duane.....	119	3272	341	765	44.6	130	320	40.6	311	383	81.2	37	246	2.1	483	325	254	120	16	1123	9.4
1996-98	Smith, Atman.....	15	39	7	17	41.2	1	7	14.3	2	8	25	3	11	0.7	4	9	6	2	0	17	1.1
1990-92	Smith, Garfield.....	43	1089	190	403	47.1	7	33	21.2	75	113	66.4	90	249	5.8	53	88	132	45	22	462	10.7
2002-04	Smith, Jamar.....	62	1406	245	559	43.8	5	18	27.8	99	203	48.8	133	401	6.5	48	103	125	32	49	594	9.6
1993-95	Smith, Joe.....	64	2098	451	819	55.1	11	26	42.3	377	511	73.8	244	683	10.7	62	132	175	96	190	1290	20.2
2013-14	Smotrycz, Evan.....	31	865	117	293	39.9	54	147	36.7	53	71	74.6	52	186	6.0	52	49	98	24	6	341	11.0
1991-92	Soto, Geno.....	11	55	6	20	30	0	3	0.0	2	9	22.2	7	13	1.2	3	2	7	3	2	14	1.3
1960-63	Stasiulatis, Bill.....	53	0	181	433	41.8	0	0	0.0	207	279	74.2	0	237	4.5	0	0	72	0	0	569	10.7
1969-71	Still, Sparky.....	52	0	227	466	48.7	0	0	0.0	112	190	58.9	0	428	8.2	60	0	153	0	0	566	10.9
1968-71	Stobaugh, Dick.....	42	0	62	163	38	0	0	0.0	28	39	71.8	0	120	2.9	3	0	69	0	0	152	3.6
2010-12	Stoglin, Terrell.....	65	1755	351	818	42.9	124	329	37.7	240	300	80	25	153	2.4	123	170	146	6	48	1066	16.4
1995-99	Stokes, Terrell.....	128	3461	222	519	42.8	89	235	37.9	145	223	65	46	304	2.4	593	283	294	191	29	678	5.3
2003-07	Strawberry, D.J.....	111	2991	398	864	46.1	70	212	33	260	406	64	110	370	3.3	317	243	269	202	47	1126	10.1
1963-64	Suder, George.....	25	0	137	298	46	0	0	0.0	53	75	70.7	0	66	2.6	0	0	50	0	0	327	13.1
1967-69	Sullivan, Bill.....	24	0	38	84	45.2	0	0	0.0	14	29	48.3	0	54	2.3	0	0	32	0	0	90	3.8
2011-14	Susskind, Jacob.....	19	33	0	8	0.0	0	4	0.0	0	0	0.0	1	9	0.5	1	3	2	1	0	0	0.0
1973-74	Swetnam, Stan.....	12	0	7	13	53.8	0	0	0.0	2	2	100	0	6	0.5	1	0	2	0	0	16	1.3
1990-93	Thibault, Mike.....	52	185	13	51	25.5	5	25	20	17	29	58.6	16	37	0.7	23	12	38	14	2	48	0.9
1969-70	Thomas, Al.....	1	0	0	0	0	0	0	0.0	0	0	0	0	0	0	0	0	0	0	0	0	0.0
2011-12	Thomas, Jonathan.....	18	95	7	20	35	4	13	30.8	3	7	42.9	1	2	0.1	10	4	10	1	2	21	1.2
1975-77	Tillman, James.....	41	0	91	195	46.7	0	0	0.0	45	57	78.9	0	80	2	26	0	57	11	0	227	5.5
1971-74	Trimble, Jap.....	53	0	136	271	50.2	0	0	0.0	62	91	68.1	0	116	2.2	69	0	90	0	0	334	6.3
2007-11	Tucker, Cliff.....	131	2183	303	671	45.2	80	227	35.2	96	150	64	93	297	2.3	169	126	149	89	40	782	6.0
1955-56	Urbanik, John.....	12	0	9	32	28.1	0	0	0.0	7	16	43.8	0	42	3.5	0	0	0	0	0	25	2.1
2006-10	Vasquez, Greivis.....	136	4568	751	1769	42.5	230	699	32.9	439	530	82.8	132	647	4.8	772	450	302	191	39	2171	16.0
1980-84	Veal, Herman.....	103	2672	260	518	50.2	0	1	0.0	220	293	75.1	0	636	6.2	89	60	265	55	19	740	7.2
1966-67	Veith, Dennis.....	7	0	0	0	0	0	0	0.0	0	0	0	0	0	0	0	0	1	0	0	0	0.0
1954-55	Vodopia, Mark.....	10	0	0	4	0	0	0	0.0	2	3	66.7	0	2	0.2	0	0	0	0	0	2	0.2
1987-90	Walker, Rodney.....	21	107	14	26	53.8	0	0	0.0	5	11	45.5	8	19	0.9	2	14	15	2	1	33	1.6
2007-08	Walker, Shane.....	24	128	4	10	40	0	1	0.0	4	9	44.4	3	24	1	4	9	27	2	6	12	0.5
1991-93	Walsh, John.....	48	379	37	103	35.9	5	15	33.3	38	49	77.6	35	76	1.6	18	16	48	13	3	117	2.4
1963-66	Ward, Gary.....	65	0	450	972	46.3	0	0	0.0	194	248	78.2	0	615	9.5	0	182	0	0	0	1094	16.8
1967-69	Warren, Homer.....	14	0	11	24	45.8	0	0	0.0	11	18	61.1	0	25	1.8	0	0	16	0	0	33	2.4
1973-74	Washington, Wilson.....	1	0	5	5	100	0	0	0.0	0	2	0	0	2	2	0	0	1	0	0	10	10.0
1996-99	Watkins, Brian.....	54	363	52	111	46.8	4	10	40	31	51	60.8	27	103	1.9	9	34	50	7	10	139	2.6
1953-55	Webster, Dave.....	45	0	28	84	33.3	0	0	0.0	31	48	64.6	0	22	1.3	0	0	0	0	0	87	1.9
2010-12	Weijjs, Berend.....	55	474	47	88	53.4	0	1	0.0	9	26	34.6	38	81	1.5	67	12	21	42	8	103	1.9
1956-59	Weingarten, Doc.....	53	0	39	92	42.4	0	0	0.0	60	81	74.1	0	105	2	0	0	0	0	0	138	2.6
2012-14	Wells, Dez.....	70	2067	345	683	50.5	40	125	32.0	245	318	77.0	66	324	4.6	182	187	155	68	47	498	13.1
1972-73	White, Donald.....	14	0	5	11	45.5	0	0	0.0	2	4	50	0	5	0.4	1	0	9	0	0	12	0.9
1970-73	White, Howard.....	76	0	293	680	43.1	0	0	0.0	128	186	68.8	0	160	2.1	155	0	101	0	0	714	9.4
2000-02	Wilcox, Chris.....	70	1160	224	431	52	0	2	0.0	106	180	58.9	123	330	4.7	69	72	141	34	71	554	7.9
1968-70	Wiles, Mickey.....	52	0	187	474	39.5	0	0	0.0	186	254	73.2	0	91	1.8	135	0	181	0	0	560	10.8
1987-88	Williams, Brian.....	29	813	156	260	60	0	0	0.0	51	76	67.1	74	173	6	22	68	90	17	36	363	12.5
1978-81	Williams, Buck.....	85	1875	446	725	61.5	0	0	0.0	261	419	62.3	0	928	10.9	76	44	258	75	86	1153	13.6
1964-67	Williams, Gary.....	74	0	127	282	45	0	0	0.0	76	141	53.9	0	236	3.2	0	0	117	0	0	330	4.5
2009-11	Williams, Jordan.....	66	1890	339	642	52.8	0	0	0.0	195	349	55.9	215	672	10.2	28	84	170	47	77	873	13.2
1988-89	Williams, Steve.....	2	6	2	3	66.7	0	0	0.0	0	0	0	1	1	0.5	0	0	0	0	0	4	2.0
1988-92	Williams, Walt.....	105	3189	583	1251	41.6	154	429	35.9	384	504	76.2	160	478	4.6	410	377	340	175	81	1704	16.2
1958-61	Wilson, Bob.....	52	0	96	232	41.4	0	0	0.0	65	94	69.1	0	209	4	0	0	0	0	0	257	4.9
1963-66	Wise, Rick.....	76	0	274	576	47.6	0	0	0.0	170	261	65.1	0	431	5.7	0	181	0	0	0	718	9.4
1984-85	Woods, Ed.....	5	7	0	0	0	0	0	0.0	3	7	42.9	0	3	0.6	0	2	1	0	0	3	0.6
1986-87	Worstell, Tom.....	8	13	0	0	0	0	0	0.0	2	2	100	0	0	0	0	1	0	0	0	2	0.3
1968-69	Worthington, Chuck.....	26	0	46	105	43.8	0	0	0.0	51	67	76.1	0	100	3.8	0	0	54	0	0	143	5.5
1970-71	Yates, Barry.....	26	0	141	318	44.3	0	0	0.0	60	83	72.3	0	224	8.6	53	0	77	0	0	342	13.2
1967-68	Yoho, Tom.....	10	0	2	15	13.3	0	0	0.0	0	0	0	0	3	0.3	0	0	6	0	0	4	0.4

SOUTH CAROLINA - FORMER MEMBER

Year	Name	G	MIN	FG	FGA	PCT	3PT	3PA	PCT	FT	FTA	PCT	OR	TR	AVG	AST	TO	PF	ST	BK	PTS	AVG
1955-58	Anderson, Lee.....	14	-	2	4	0.0	0	0	0.0	4	8	50.0	0	0	0.0	0	0	4	0	0	8	0.6
1969-71	Aydlett, Rick.....	55	-	143	275	52.0	0	0	0.0	82	99	82.8	0	179	3.3	0	0	0.0	0	0	368	6.7
1961-62	Barrett, Dave.....	17	-	18	41	43.9	0	0	0.0	4	13	30.8	0	37	2.2	0	0	18	0	0	40	2.4
1964-67	Burkholder, Lyn.....	55	-	63	123	51.2	0	0	0.0	54	87	62.1	0	173	3.1	0	0	45	0	0	180	3.3
1957-60	Callahan, Mike.....	74	-	335	810	41.4	0	0	0.0	293	399	73.4	0	744	10.1	0	131	0	0	0	963	13.0
1967-70	Carnevale, Corky.....	39	-	11	29	37.9	0	0	0.0	8	12	66.7	0	23	0.6	0	0	0	0	0	30	0.8
1969-71	Carver, Bob.....	53	-	106	204	52.0	0	0	0.0	74	93	79.6	0	75	1.4	0	0	0	0	0	286	5.4
1955-57	Cauthen, Jim.....	3	-	1	-	-	0	0	0.0	0	0	0.0	0	0	0.0	0	0	0	0	0	2	0.7
1968-69	Clark, Pat.....	4	-	0	1	0.0	0	0	0.0	0	0	0.0	0	2	0.5	0	0	0.0	0	0	0	0.0
1961-64	Collins, Jimmy.....	62	-	254	566	44.9	0	0	0.0	140	212	66.0	0	110	1.8	0	0	123	0	0	648	10.5
1953-56	Collins, Lee.....	76	-	413	1092	37.8	0	0	0.0	359	482	74.5	0	1108	14.6	0	0	307	0	0	1185	15.6
1961-64	Collins, Ronnie.....	74	-	456	976	46.7	0	0	0.0	346	432	80.1	0	571	7.7	0	0	237	0	0	1258	17.0
1953-54	Collins, Tom.....	9	-	7	13	53.8	0	0	0.0	8	14	57.1	0	15	1.7	0	0	8	0	0	22	2.4
1955-57	Crain, Dean.....	29	-	19	-	-	0	0	0.0	14	25	56.0	0	22	-	0	0	26	0	0	52	1.8
1967-70	Cremmins, Bob.....	77	-	213	498	42.8	0	0	0.0	163	288	56.6	0	527	6.8	0	0	0	0	0	589	7.6
1964-65	Croke, Jerry.....	5	-	22	61	36.1	0	0	0.0	27	32	84.4	0	12	2.4	0	0	16	0	0	71	14.2
1959-62	Cronin, Bud.....	79	-	242	491	49.3	0	0	0.0	140	177	79.1	0	395	5.0	0	0	175	0	0	624	7.9
1957-60	Dial, Larry.....	47	-	58	179	32.4	0	0	0.0	45	78	57.7	0	190	4.0	0	0	57	0	0	161	3.4
1954-56	Fannin, Benny.....	44	-	164	438	37.4	0	0	0.0	92	120	76.7	0	106	2.4	0	0	87	0	0	420	9.5
1964-66	Farrell, Charlie.....	36	-	35	121	28.9	0	0	0.0	20	35	57.1	0	27	0.8	0	0	58	0	0	90	2.5
1966-67	Farrell, Tom.....	14	-	31	69	44.9	0	0	0.0	17	33	51.5	0	62	4.4	0	0	25	0	0	79	5.6
1966-67	Felter, Bob.....	15	-	19	40	47.5	0	0	0.0	9	18	50.0	0	24	1.6	0	0	14	0	0	47	3.1
1964-65	Finnegan, Jim.....	20	-	43	134	32.1	0	0	0.0	17	30	56.7	0	28	1.4	0	0	36	0	0	103	5.2
1963-65	Fox, Jim.....	36	-	172	362	47.5	0	0	0.0	112	188	59.6	0	376	10.4	0	0	93	0	0	456	12.7
1957-60	Frantz, Bob.....	66	-	131	364	36.0	0	0	0.0	116	162	71.6	0	331	5.0	0	0	100	0	0	378	5.7
1960-61	Godbold, John.....	7	-	2	4	50.0	0	0	0.0	0	0	0.0	0	0	0.0	0	0	1	0	0	4	0.6
1956-58	Goodfrey, Wayne.....	14	-	5	-	-	0	0	0.0	12	18	66.7	0	7	-	0	0	23	0	0	22	1.6
1953-54	Goldsmith, Paul.....	26	-	34	122	27.9	0	0	0.0	26	34	76.5	0	68	2.6	0	0	58	0	0	94	3.6
1956-58	Goodroe, Don.....	27	-	45	100	45.0	0	0	0.0	24	28	85.7	0	114	4.2	0	0	44	0	0	114	4.2
1965-67	Gorgrant, Bob.....	28	-	21	54	38.9	0	0	0.0	10	11	90.9	0	24	0.9	0	0	28	0	0	52	1.9
1962-65	Gorsage, John.....	61	-	47	139	33.8	0	0	0.0	42	65	64.6	0	108	1.8	0	0	80	0	0	136	2.2
1960-61	Grabenstein, Max.....	16	-	10	36	27.8	0	0	0.0	12	18	66.7	0	25	1.6	0	0	8	0	0	32	2.0
1955-57	Granger, Joe.....	14	-	3	-	-	0	0	0.0	4	6	66.7	0	0	0.0	0	0	12	0	0	10	0.6
1964-68	Gregor, Gary.....	54	-	359	719	49.9	0	0	0.0	125	188	66.5	0	678	12.6	0	0	98	0	0	843	15.6
1962-64	Grich, Rick.....	29	-	17	33	51.5	0	0	0.0	5	8	62.5	0	13	0.4	0	0	7	0	0	39	1.3
1969-70	Grimes, Billy.....	7	-	0	5	0.0	0	0	0.0	0	0	0.0	0	6	0.9	0	0	0	0	0	0	0.0
1960-63	Haney, Bud.....	73	-	184	483	38.1	0	0	0.0	81	118	68.6	0	296	4.1	0	0	119	0	0	449	6.2
1965-68	Harlicka, Skip.....	69	-	482	1022	47.2	0	0	0.0	245	346	70.8	0	214	3.1	0	0	143	0	0	1209	17.5
1962-63	Henderson, Charlie.....	1	-	0	0	0.0	0	0	0.0	0	0	0.0	0	0	0.0	0	0	0	0	0	0	0.0
1953-55	Hoffarth, Tom.....	53	-	231	678	34.1	0	0	0.0	95	153	62.1	0	327	6.2	0	0	101	0	0	557	10.5

1956-58	Hoffman, Dick.....	53	-	183	476	38.4	0	0	0.0	127	196	64.8	0	309	5.8	0	0	149	0	0	493	9.3
1958-60	Hudson, Bury.....	43	-	73	193	37.8	0	0	0.0	62	118	52.5	0	128	3.0	0	0	42	0	0	208	4.8
1957-60	Hudson, Walt.....	62	-	177	493	35.9	0	0	0.0	88	136	64.7	0	270	4.4	0	0	152	0	0	442	7.1
1953-55	Hufford, Jack.....	48	-	151	394	38.3	0	0	0.0	93	139	66.9	0	129	2.7	0	0	92	0	0	395	8.2
1958-61	Johnson, Ronnie.....	62	-	265	643	41.2	0	0	0.0	114	147	77.6	0	219	3.5	0	0	80	0	0	644	10.4
1963-64	Jordan, Butch.....	13	-	2	8	25.0	0	0	0.0	0	1	0.0	0	0	0.0	0	0	8	0	0	4	0.3
1970-71	Joyce, Kevin.....	23	-	109	223	48.9	0	0	0.0	60	72	83.3	0	111	4.8	0	0	0	0	0	278	12.1
1965-68	Kickey, Skip.....	43	-	46	85	54.1	0	0	0.0	19	27	70.4	0	98	2.3	0	0	48	0	0	111	2.6
1960-63	Laird, Joe.....	30	-	3	11	27.3	0	0	0.0	3	7	42.9	0	15	0.5	0	0	15	0	0	9	0.3
1956-59	Lentz, Fred.....	70	-	151	376	40.2	0	0	0.0	112	165	67.9	0	598	8.5	0	0	171	0	0	414	5.9
1964-67	Lovelace, Earl.....	57	-	86	224	38.4	0	0	0.0	101	146	69.2	0	79	1.4	0	0	70	0	0	273	4.8
1961-64	Lucansky, Terry.....	55	-	58	151	38.4	0	0	0.0	63	103	61.2	0	125	2.3	0	0	67	0	0	179	3.3
1957-60	Luigs, Fred.....	61	-	133	381	34.9	0	0	0.0	34	65	52.3	0	151	2.5	0	0	32	0	0	300	4.9
1970-71	Manning, Casey.....	18	-	4	18	22.2	0	0	0.0	4	8	50.0	0	13	0.7	0	0	0	0	0	12	0.7
1967-69	Martin, Hank.....	21	-	3	11	27.3	0	0	0.0	9	10	90.0	0	7	0.3	0	0	0	0	0	15	0.7
1955-57	McCoy, Bobby.....	51	-	194	598	32.4	0	0	0.0	154	233	66.1	0	163	3.2	0	0	145	0	0	542	10.6
1958-59	Morgan, Dan.....	11	-	5	19	26.3	0	0	0.0	3	5	60.0	0	4	0.4	0	0	6	0	0	13	1.2
1964-65	Murrell, Dave.....	19	-	6	27	22.2	0	0	0.0	8	10	80.0	0	14	0.7	0	0	10	0	0	20	1.1
1954-56	Neely, Jack.....	16	-	12	-	-	0	0	0.0	10	15	66.7	0	11	-	0	0	12	0	0	34	2.1
1953-56	Neilson, David.....	41	-	61	158	38.6	0	0	0.0	32	52	61.5	0	122	3.0	0	0	45	0	0	154	3.8
1958-59	Newman, Everette.....	7	-	6	21	28.6	0	0	0.0	0	0	0.0	0	3	0.4	0	0	6	0	0	12	1.7
1962-63	Ostaszewski, Dennis.....	1	-	0	1	0.0	0	0	0.0	2	2	100.0	0	2	2.0	0	0	0	0	0	2	2.0
1968-71	Owens, Tom.....	84	-	503	1004	50.1	0	0	0.0	319	494	64.6	0	1116	13.3	0	0	0	0	0	1325	15.8
1956-59	Pericola, Ray.....	77	-	397	1003	39.6	0	0	0.0	310	463	67.0	0	474	6.2	0	0	220	0	0	1104	14.3
1955-56	Perkins, Marshall.....	16	-	23	62	37.1	0	0	0.0	23	32	71.9	0	60	3.8	0	0	23	0	0	69	4.3
1953-54	Peterson, Bob.....	15	-	14	54	25.9	0	0	0.0	7	16	43.8	0	7	0.5	0	0	9	0	0	35	2.3
1961-62	Podell, Jim.....	24	-	51	107	47.7	0	0	0.0	21	38	55.3	0	79	3.3	0	0	32	0	0	123	5.1
1955-56	Porter, Russ.....	18	-	12	46	26.1	0	0	0.0	9	17	52.9	0	10	0.6	0	0	13	0	0	33	1.8
1970-71	Powell, Dennis.....	12	-	0	6	0.0	0	0	0.0	2	2	100.0	0	3	0.3	0	0	0	0	0	2	0.2
1967-70	Powell, Eddie.....	27	-	5	16	31.3	0	0	0.0	3	8	37.5	0	7	0.3	0	0	0	0	0	13	0.5
1970-71	Powell, Jimmy.....	14	-	3	8	37.5	0	0	0.0	2	4	50.0	0	0	0.0	0	0	0	0	0	8	0.6
1957-59	Prater, Dickie.....	35	-	147	376	39.1	0	0	0.0	78	116	67.2	0	49	1.4	0	0	44	0	0	372	10.6
1954-56	Preston, Woody.....	29	-	171	-	-	0	0	0.0	66	94	70.2	0	160	-	0	0	42	0	0	408	14.1
1960-63	Prevoznik, Dave.....	30	-	23	56	41.1	0	0	0.0	16	23	69.6	0	59	2.0	0	0	37	0	0	62	2.1
1958-60	Quick, Melvin.....	27	-	44	164	26.8	0	0	0.0	29	46	63.0	0	64	2.4	0	0	37	0	0	117	4.3
1953-54	Rabinowitz, Mervin.....	20	-	15	54	27.8	0	0	0.0	24	40	60.0	0	38	1.9	0	0	28	0	0	54	2.7
1960-62	Rebhan, Bob.....	26	-	14	44	31.8	0	0	0.0	6	10	60.0	0	26	1.0	0	0	16	0	0	34	1.3
1968-71	Ribock, John.....	84	-	151	358	42.2	0	0	0.0	154	212	72.6	0	517	6.2	0	0	0	0	0	456	5.4
1954-56	Richardson, Sol.....	21	-	16	58	-	0	0	0.0	8	12	66.7	0	19	-	0	0	13	0	0	40	1.9
1969-71	Riker, Tom.....	57	-	291	590	49.3	0	0	0.0	211	324	65.1	0	482	8.5	0	0	0	0	0	793	13.9
1959-62	Robinson, Bobby.....	79	-	313	688	45.5	0	0	0.0	166	259	64.1	0	279	3.5	0	0	114	0	0	792	10.0
1968-71	Roche, John.....	85	-	666	1469	45.3	0	0	0.0	578	704	82.1	0	210	2.5	0	0	0	0	0	1910	22.5
1964-67	Salvadori, Al.....	69	-	335	765	43.8	0	0	0.0	103	152	67.8	0	435	6.3	0	0	177	0	0	773	11.2
1963-66	Schroeder, John.....	69	-	105	229	45.9	0	0	0.0	97	155	62.6	0	361	5.2	0	0	209	0	0	307	4.4
1954-57	Smejkal, Art.....	54	-	89	-	-	0	0	0.0	84	130	64.6	0	208	-	0	0	125	0	0	262	4.8
1953-55	Smith, Joe.....	52	-	293	728	40.2	0	0	0.0	227	402	56.5	0	585	11.3	0	0	152	0	0	813	15.6
1954-56	Smith, Sam.....	27	-	19	-	-	0	0	0.0	16	30	53.3	0	31	-	0	0	18	0	0	54	2.0
1967-70	Spencer, Gene.....	39	-	21	54	38.9	0	0	0.0	25	30	83.3	0	54	1.4	0	0	0	0	0	67	1.7
1953-54	Spotts, Al.....	15	-	5	17	29.4	0	0	0.0	6	13	46.2	0	17	1.1	0	0	10	0	0	16	1.1
1965-68	Standard, Frank.....	7	-	342	726	47.1	0	0	0.0	239	356	67.1	0	720	10.7	0	0	138	0	0	923	13.8
1953-54	Tarleton, Tommy.....	14	-	11	34	32.4	0	0	0.0	18	24	75.0	0	22	1.6	0	0	11	0	0	40	2.9
1967-70	Terry, Tommy.....	32	-	10	26	38.5	0	0	0.0	4	8	50.0	0	20	0.6	0	0	0	0	0	24	0.8
1965-68	Thompson, Jack.....	63	-	287	681	42.1	0	0	0.0	112	150	74.7	0	151	2.4	0	0	90	0	0	686	10.9
1970-71	Traylor, Danny.....	24	-	17	39	43.6	0	0	0.0	8	17	47.1	0	51	2.1	0	0	0	0	0	42	1.8
1967-69	Vacca, Charlie.....	28	-	16	35	45.7	0	0	0.0	30	42	71.4	0	49	1.8	0	0	0	0	0	62	2.2
1955-57	Wallace, Grady.....	52	-	553	1287	43.0	0	0	0.0	350	456	76.8	0	669	12.9	0	0	152	0	0	1456	28.0
1968-69	Walsh, Bill.....	27	-	146	336	43.5	0	0	0.0	51	74	68.9	0	63	2.3	0	0	0	0	0	343	12.7
1960-63	Ward, Scotti.....	73	-	406	1036	39.2	0	0	0.0	219	262	83.6	0	247	3.4	0	0	164	0	0	1031	14.1
1964-65	Wells, Bruce.....	10	-	7	11	63.6	0	0	0.0	9	11	81.8	0	12	1.2	0	0	4	0	0	23	2.3
1959-62	Whisnant, Art.....	79	-	469	1157	40.5	0	0	0.0	567	880	64.4	0	723	9.2	0	0	185	0	0	1505	19.1
1963-64	White, Jerry.....	20	-	20	64	31.3	0	0	0.0	6	13	46.2	0	15	0.8	0	0	11	0	0	46	2.3
1965-67	Womack, Larry.....	27	-	19	44	43.2	0	0	0.0	3	6	50.0	0	20	0.7	0	0	14	0	0	41	1.5
1961-64	Yarbrough, Billy.....	8	-	190	470	40.4	0	0	0.0	200	290	69.0	0	471	6.9	0	0	210	0	0	580	8.5

NCAA CHAMPIONS

Year	School	Site
1942	Stanford [^]	Kansas City, Mo.
1957	North Carolina	Kansas City
1959	California [^]	Louisville, Ky.
1974	NC State	Greensboro, N.C.
1980	Louisville [^]	Indianapolis
1982	North Carolina	New Orleans
1983	NC State	Albuquerque, N.M.
1986	Louisville [^]	Dallas
1991	Duke	Indianapolis
1992	Duke	Minneapolis
1993	North Carolina	New Orleans
2001	Duke	Minneapolis
2002	Maryland	Atlanta
2003	Syracuse [^]	New Orleans
2005	North Carolina	St. Louis
2009	North Carolina	Detroit
2010	Duke	Indianapolis
2013	Louisville [^] #	Atlanta
2015	Duke	Indianapolis
2017	North Carolina	Glendale, Ariz.
2019	Virginia	Minneapolis

[^]prior to joining ACC

later vacated by NCAA Committee on Infractions

NCAA TOURNAMENT WON-LOSS RECORDS

School	App.	Won	Lost	Pct.	1st	2nd	3rd	4th	Title Game	Final Four	Elite Eight	Sweet 16*	Last App
Duke	46	122	41	.748	5	6	6	0	11	17	24	29	2024
North Carolina	53	133	50	.727	6	6	7	2	12	21	27	31	2024
Syracuse ²	39	66	41	.617	1	2	2	1	3	6	9	20	2021
NC State ³	27	41	26	.612	2	0	1	0	2	4	7	8	2024
Louisville ¹	39	61	41	.598	2	0	4	2	2	9	13	20	2019
Stanford	17	23	16	.590	1	0	1	0	1	2	3	5	2014
Virginia	26	35	25	.583	1	0	2	0	1	3	7	10	2024
Georgia Tech	17	23	17	.575	0	1	1	0	1	2	4	7	2021
Florida State	18	23	18	.561	0	1	0	0	1	1	3	7	2021
Wake Forest	23	28	23	.549	0	0	1	0	0	1	6	10	2017
Miami	12	15	12	.556	0	0	1	0	0	1	2	4	2023
Boston College	18	22	19	.537	0	0	0	0	0	0	3	8	2009
California	19	20	19	.513	1	1	0	1	2	3	3	2	2016
Notre Dame	37	40	41	.494	0	0	0	1	0	1	6	10	2022
Pitt	27	26	28	.481	0	0	1	0	0	1	3	5	2023
Clemson ⁴	13	12	13	.480	0	0	0	0	0	0	2	4	2024
SMU	12	10	14	.417	0	0	0	1	0	1	2	0	2017
Virginia Tech	13	8	13	.381	0	0	0	0	0	0	1	2	2022
Former Members													
Maryland (1954-2014)	24	38	23	.623	1	0	1	0	1	2	4	11	2010
South Carolina (1954-71)	1	0	2	.000	0	0	0	0	0	0	0	0	1971
Current Members													
ACC Year by Year	456	708	457	.607	19	17	27	8	36	73	125	182	
	267	477	255	.652	15	13	20	2	28	49	85	136	

*Sweet 16 denotes since 1975 when tournament expanded to 32 teams

¹Louisville's figures do not include a 15-3 NCAA record from four years of 2012-15, two Final Fours and 2013 national title vacated by the NCAA (on-court record is 76-43)

²Syracuse's figures do not include one vacated NCAA win in 2011, three wins in 2012 and a 2012 Elite Eight appearance (on-court record 70-41)

³NC State's figures do not include two vacated losses in 1987 and 1988 (on-court record is 41-28)

⁴Clemson's figures do not include three vacated games (2-1 record) and Sweet 16 appearance in 1990 (on-court record is 14-14)

FINAL FOUR MOST OUTSTANDING PLAYER

1942	Howie Dallmar, Stanford [^]
1963	Art Heyman, Duke
1974	David Thompson, NC State
1980	Darrell Griffith, Louisville [^]
1982	James Worthy, North Carolina
1986	Pervis Ellison, Louisville [^]
1991	Christian Laettner, Duke
1992	Bobby Hurley, Duke
1993	Donald Williams, North Carolina
2001	Shane Battier, Duke
2002	Juan Dixon, Maryland
2003	Carmelo Anthony, Syracuse [^]
2005	Sean May, North Carolina
2009	Wayne Ellington, North Carolina
2010	Kyle Singler, Duke
2013	Luke Hancock, Louisville [^] #
2015	Tyus Jones, Duke
2017	Joel Berry II, North Carolina
2019	Kyle Guy, Virginia

ALL-FINAL FOUR TEAMS

1957	Pete Brennan, North Carolina
	Len Rosenbluth, North Carolina
1959	Denny Fitzpatrick, California [^]
	Darrell Imhoff, California [^]
	Don Goldstein, Louisville [^]
1960	Darrell Imhoff, California [^]
1962	Len Chappell, Wake Forest
1963	• Art Heyman, Duke
1964	Jeff Mullins, Duke
1966	Jack Marin, Duke
1968	Larry Miller, North Carolina
1969	Charlie Scott, North Carolina
1972	Bob McAdoo, North Carolina
	Ron King, Florida State [^]
	Jim Price, Louisville [^]
1974	• David Thompson, NC State
	Monte Towse, NC State
	Tom Burleson, NC State

1975	Allen Murphy, Louisville [^]
	Jim Lee, Syracuse [^]
1977	Walter Davis, North Carolina
	Mike O'Koren, North Carolina
1978	Mike Gminski, Duke
	Jim Spanarkel, Duke
1980	• Darrell Griffith, Louisville [^]
	Rodney McCray, Louisville [^]
1981	Al Wood, North Carolina
	Jeff Lamp, Virginia
1982	• James Worthy, North Carolina
	Michael Jordan, North Carolina
	Sam Perkins, North Carolina
1983	Thurl Bailey, NC State
	Dereck Whittenburg, NC State
	Sidney Lowe, NC State
	Milt Wagner, Louisville [^]
1986	Mark Alarie, Duke
	Tommy Amaker, Duke
	Johnny Dawkins, Duke
	• Pervis Ellison, Louisville [^]
	Billy Thompson, Louisville [^]
1987	Derrick Coleman, Syracuse [^]
	Sherman Douglas, Syracuse [^]
1989	Danny Ferry, Duke
1990	Phil Henderson, Duke
	Dennis Scott, Georgia Tech
1991	• Christian Laettner, Duke
	Bobby Hurley, Duke
	Billy McCaffrey, Duke
1992	• Bobby Hurley, Duke
	Christian Laettner, Duke
	Grant Hill, Duke
1993	• Donald Williams, North Carolina
	George Lynch, North Carolina
	Eric Montross, North Carolina
1994	Grant Hill, Duke
	Antonio Lang, Duke
1996	Todd Borgan, Syracuse [^]
	John Wallace, Syracuse [^]
1998	Arthur Lee, Stanford [^]

1999	Elton Brand, Duke
	Trajan Langdon, Duke
2001	• Shane Battier, Duke
	Mike Dunleavy, Duke
	Jason Williams, Duke
2002	• Juan Dixon, Maryland
	Chris Wilcox, Maryland
	Lonny Baxter, Maryland
2003	• Carmelo Anthony, Syracuse [^]
	Gerry McNamara, Syracuse [^]
2004	Will Bynum, Georgia Tech
	Luke Schenscher, Georgia Tech
2005	• Sean May, North Carolina
	Raymond Felton, North Carolina
	Rashad McCants, North Carolina
2009	• Wayne Ellington, North Carolina
	Tyler Hansbrough, North Carolina
	Ty Lawson, North Carolina
2010	• Kyle Singler, Duke
	Jon Scheyer, Duke
	Nolan Smith, Duke
2013	• Luke Hancock, Louisville [^] #
	Chase Behanan, Louisville [^] #
	Peyton Siva, Louisville [^] #
2015	• Tyus Jones, Duke
	Grayson Allen, Duke
	Justise Winslow, Duke
2016	Joel Berry II, North Carolina
	Brice Johnson, North Carolina
2017	• Joel Berry II, North Carolina
	Justin Jackson, North Carolina
	Kennedy Meeks, North Carolina
2019	• Kyle Guy, Virginia
	De'Andre Hunter, Virginia
	Ty Jerome, Virginia
2022	Armando Bacot, North Carolina
	Caleb Love, North Carolina
	Paolo Banchero, Duke

• denotes Final Four Most Outstanding Player

[^] prior to school joining ACC

later vacated by NCAA Committee on Infractions

YEARS PARTICIPATED IN NCAA TOURNAMENT AND RECORDS (SINCE ACC STARTED PLAY IN 1954)

Year	BC	CAL	CU	DU	FSU	GT	UL	UM	UNC	NCS	ND	PITT	SMU	STAN	SU	VA	VT	WF	MD	SC
1954	-	-	-	-	-	-	-	-	-	2-1	2-1	-	-	-	-	-	-	-	-	-
1955	-	-	-	0-1	-	-	-	-	-	-	-	-	0-2	-	-	-	-	-	-	-
1956	-	-	-	-	-	-	-	-	-	0-1	-	-	3-2	-	-	-	-	-	-	-
1957	-	1-1	-	-	-	-	-	-	5-0	-	2-1	1-2	1-1	-	2-1	-	-	-	-	-
1958	0-1	1-1	-	-	-	-	-	-	-	-	2-1	0-1	-	-	-	-	-	-	2-1	-
1959	-	4-0	-	-	-	-	3-2	-	0-1	-	-	-	-	-	-	-	-	-	-	-
1960	-	4-1	-	2-1	-	1-1	-	0-1	-	-	0-1	-	-	-	-	-	-	-	-	-
1961	-	-	-	-	-	-	2-1	-	-	-	-	-	-	-	-	-	-	2-1	-	-
1962	-	-	-	-	-	-	-	-	-	-	-	-	-	-	-	-	-	4-1	-	-
1963	-	-	-	3-1	-	-	-	-	-	-	0-1	0-1	-	-	-	-	-	-	-	-
1964	-	-	-	3-1	-	-	0-1	-	-	-	-	-	-	-	-	-	-	-	-	-
1965	-	-	-	-	-	-	-	-	-	1-1	0-1	-	1-1	-	-	-	-	-	-	-
1966	-	-	-	3-1	-	-	-	-	-	-	-	-	1-1	-	1-1	-	-	-	-	-
1967	2-1	-	-	-	-	0-2	-	2-2	-	-	-	-	1-1	-	-	-	2-1	-	-	-
1968	0-1	-	-	-	0-1	1-1	-	3-1	-	-	-	-	-	-	-	-	-	-	-	-
1969	-	-	-	-	-	-	-	-	2-2	-	0-1	-	-	-	-	-	-	-	-	-
1970	-	-	-	-	-	-	-	-	-	1-1	1-2	-	-	-	-	-	-	-	-	-
1971	-	-	-	-	-	-	-	-	-	-	1-2	-	-	-	-	-	-	-	-	0-1
1972	-	-	-	-	4-1	-	2-2	-	3-1	-	-	-	-	-	-	-	-	-	-	-
1973	-	-	-	-	-	-	-	-	-	-	-	-	-	-	-	2-1	-	-	-	1-1
1974	-	-	-	-	-	-	0-2	-	-	4-0	2-1	2-1	-	-	-	0-1	-	-	-	-
1975	1-2	-	-	-	-	-	4-1	-	2-1	-	1-2	-	-	-	-	3-2	-	-	-	2-1
1976	-	-	-	-	-	-	-	-	0-1	-	1-1	-	-	-	-	0-1	0-1	0-1	-	-
1977	-	-	-	-	-	-	0-1	-	4-1	-	1-1	-	-	-	-	1-1	-	-	2-1	-
1978	-	-	-	4-1	0-1	-	1-1	-	0-1	-	3-2	-	-	-	-	0-1	-	-	-	-
1979	-	-	-	0-1	-	-	1-1	-	0-1	-	2-1	-	-	-	-	1-1	-	1-1	-	-
1980	-	-	3-1	2-1	1-1	-	5-0	-	0-1	0-1	0-1	-	-	-	-	1-1	-	1-1	-	1-1
1981	2-1	-	-	-	-	-	0-1	-	4-1	-	1-1	1-1	-	-	-	-	4-1	-	0-1	1-1
1982	3-1	-	-	-	-	-	3-1	-	5-0	0-1	-	0-1	-	-	-	-	1-1	-	1-1	-
1983	1-1	-	-	-	-	-	3-1	-	2-1	6-0	-	-	-	-	-	1-1	2-1	-	-	1-1
1984	-	-	-	0-1	-	-	2-1	-	1-1	-	-	-	-	1-1	-	1-1	4-1	-	2-1	1-1
1985	2-1	-	-	1-1	-	3-1	-	-	3-1	3-1	1-1	0-1	-	1-1	-	1-1	-	0-1	-	2-1
1986	-	-	-	5-1	-	2-1	6-0	-	2-1	3-1	0-1	-	-	-	-	1-1	0-1	0-1	-	1-1
1987	-	-	0-1	2-1	-	0-1	-	-	3-1	*0-1	2-1	1-1	-	-	-	5-1	0-1	-	-	-
1988	-	-	-	4-1	0-1	1-1	2-1	-	3-1	*0-1	0-1	1-1	-	1-1	-	1-1	-	-	-	1-1
1989	-	-	1-1	4-1	0-1	0-1	2-1	-	2-1	2-1	1-1	0-1	-	-	0-1	3-1	3-1	-	-	-
1990	-	1-1	*2-1	5-1	-	4-1	1-1	-	2-1	-	0-1	-	-	-	-	2-1	1-1	-	-	-
1991	-	-	-	6-0	1-1	1-1	-	-	4-1	1-1	-	1-1	-	-	-	0-1	0-1	-	1-1	-
1992	-	-	-	6-0	2-1	2-1	1-1	-	2-1	-	-	-	-	-	-	1-1	-	-	0-1	-
1993	-	2-1	-	1-1	3-1	0-1	2-1	-	6-0	-	-	0-1	-	0-1	-	-	2-1	-	2-1	-
1994	3-1	0-1	-	5-1	-	-	2-1	-	1-1	-	-	-	-	-	-	2-1	1-1	-	1-1	2-1
1995	-	-	-	-	-	-	0-1	-	4-1	-	-	-	-	-	-	1-1	3-1	-	2-1	2-1
1996	1-1	0-1	0-1	0-1	-	2-1	2-1	-	1-1	-	-	-	-	-	1-1	5-1	-	1-1	3-1	0-1
1997	1-1	2-1	2-1	1-1	-	-	3-1	-	4-1	-	-	-	-	-	2-1	-	0-1	-	1-1	0-1
1998	-	-	0-1	3-1	1-1	-	-	0-1	4-1	-	-	-	-	-	4-1	2-1	-	-	-	2-1
1999	-	-	-	5-1	-	-	0-1	1-1	0-1	-	-	-	-	-	1-1	0-1	-	-	-	2-1
2000	-	-	-	2-1	-	-	0-1	2-1	4-1	-	-	-	-	-	-	1-1	-	-	-	1-1
2001	1-1	0-1	-	6-0	-	0-1	-	-	1-1	-	1-1	-	-	-	3-1	1-1	0-1	-	0-1	4-1
2002	0-1	1-1	-	2-1	-	-	-	0-1	-	1-1	1-1	2-1	-	-	1-1	-	-	-	-	6-0
2003	-	1-1	-	2-1	-	-	1-1	-	-	0-1	2-1	2-1	-	-	1-1	6-0	-	-	1-1	2-1
2004	1-1	-	-	4-1	-	5-1	0-1	-	1-1	1-1	-	2-1	-	-	1-1	2-1	-	-	2-1	1-1
2005	1-1	-	-	2-1	-	1-1	4-1	-	6-0	2-1	-	0-1	-	-	0-1	0-1	-	-	1-1	-
2006	2-1	0-1	-	2-1	-	-	-	-	1-1	1-1	-	1-1	-	-	-	0-1	-	-	-	-
2007	1-1	-	-	0-1	-	0-1	1-1	-	3-1	-	0-1	2-1	-	-	0-1	-	1-1	1-1	-	1-1
2008	-	-	0-1	1-1	-	-	3-1	1-1	4-1	-	1-1	1-1	-	-	2-1	-	-	-	-	-
2009	0-1	0-1	0-1	2-1	0-1	-	3-1	-	6-0	-	-	3-1	-	-	-	2-1	-	-	0-1	1-1
2010	0-1	1-1	0-1	6-0	0-1	1-1	0-1	-	-	-	0-1	1-1	-	-	-	2-1	-	-	1-1	1-1
2011	-	-	1-1	2-1	2-1	-	0-1	-	3-1	-	1-1	1-1	-	-	-	*1-1	-	-	-	-
2012	-	0-1	-	0-1	1-1	-	*4-1	-	3-1	2-1	0-1	-	-	-	-	*3-1	0-1	-	-	-
2013	-	1-1	-	-	-	-	*6-0	2-1	1-1	0-1	0-1	0-1	-	-	-	4-1	-	-	-	-
2014	-	-	-	0-1	-	-	*2-1	-	1-1	1-1	-	1-1	-	-	2-1	1-1	2-1	-	-	-
2015	-	-	-	6-0	-	-	*3-1	-	-	2-1	2-1	3-1	-	-	0-1	-	-	1-1	-	-
2016	-	0-1	-	2-1	-	-	-	-	2-1	5-1	-	3-1	-	-	-	-	4-1	3-1	-	-
2017	-	-	-	1-1	1-1	-	1-1	-	0-1	6-0	-	1-1	-	-	0-1	-	-	1-1	0-1	0-1
2018	-	-	2-1	3-1	3-1	-	-	-	0-1	1-1	0-1	-	-	-	-	-	3-1	0-1	0-1	-
2019	-	-	-	3-1	2-1	-	0-1	-	-	2-1	-	-	-	-	-	-	0-1	6-0	2-1	-
2020	Tournament Canceled (COVID-19 pandemic)																			
2021	-	-	0-1	-	2-1	0-1	-	-	-	0-1	-	-	-	-	-	-	2-1	0-1	0-1	-
2022	-	-	-	4-1	-	-	-	-	3-1	5-1	-	2-1	-	-	-	-	-	-	0-1	-
2023	-	-	-	1-1	-	-	-	-	4-1	-	0-1	-	2-1	-	-	-	-	0-1	-	-
2024	-	-	3-1	3-1	-	-	-	-	-	2-1	4-1	-	-	-	-	-	-	0-1	-	-

*denotes vacated; italics denote tournament berth prior to joining ACC

NORTH CAROLINA TAR HEELS 1957 NCAA Champions

North Carolina captures the first National Championship for the ACC, defeating Kansas 54-43 for the title in three overtimes ... ACC Player of the Year Len Rosenbluth averages 28.0 ppg and 9.2 rpg in the Tar Heels' five NCAA Tournament games in 1957 ... Pete Brennan adds 12.8 ppg and 13.4 rpg ... both Brennan and Rosenbluth are named to the all Final Four team ... Kansas center Wilt Chamberlain scores 23 points in the final but is held to 6-of-13 from the floor ... UNC's 5-11 guard Tommy Kearns jumps the opening tip against the 7-1 Chamberlain ... UNC's Joe Quigg scores the game-winning points on two free throws with six seconds left.



Player	Ht.	Cl.	Rpg	Ppg
Len Rosenbluth	6-5	Sr.	8.8	28.0
Pete Brennan	6-6	Jr.	10.4	14.7
Tommy Kearns	5-11	Jr.	3.1	12.8
Joe Quigg	6-9	Jr.	8.6	10.3
Bob Cunningham	6-4	Jr.	6.7	7.2
Tony Radovich	6-2	Sr.	1.8	3.9
Bill Hathaway	6-11	So.	5.0	2.8
Stan Groll	6-0	So.	1.5	2.1
Bob Young	6-6	Sr.	2.1	1.9
Ken Rosemond	5-8	Jr.	0.6	1.1
Danny Lotz	6-7	So.	1.6	1.0
Gerhrmann Holland	6-3	So.	0.5	0.7
Roy Searcy	6-4	Jr.	1.0	0.4

Head Coach: Frank McGuire

NC STATE WOLFPACK 1974 NCAA Champions

NC State enters the tournament as the nation's top-ranked team ... David Thompson, the ACC Player of the Year, suffers a mild concussion and needs 15 stitches in the Pack's 100-72 East Region final win over Pittsburgh ... NC State's 80-77 double-overtime semifinal win over UCLA snaps the Bruins' seven-year reign as NCAA champions ... the Pack trails the Bruins by 11 with 10:53 remaining in the second half and by seven in the second overtime ... Thompson nets 28 points ... two nights later Thompson, the Final Four MVP, scores 21 points in a 76-64 title game win over Marquette ... Tommy Burleson and Monte Towe also earn All-Final Four honors.




Player	Ht.	Cl.	Rpg	Ppg
David Thompson	6-4	Jr.	7.9	26.0
Tommy Burleson	7-4	Sr.	12.2	18.1
Mo Rivers	6-1	Jr.	2.9	12.1
Monte Towe	5-7	Jr.	2.2	12.8
Phil Spence	6-8	So.	6.3	6.0
Steve Nuce	6-8	Sr.	3.2	4.4
Tim Stoddard	6-7	Jr.	4.5	5.5
Greg Hawkins	6-5	Sr.	1.4	2.8
Mark Moeller	6-3	Jr.	1.2	2.7
Dwight Johnson	6-0	So.	0.7	1.5
Bill Lake	6-11	Fr.	0.8	1.1
Mike Burma	6-10	Fr.	0.5	0.5
Bruce Dayhuff	6-2	Fr.	0.4	0.4
Jerry Hunt	6-5	So.	0.2	0.4
Ken Gehring	6-9	Fr.	0.5	0.6
Craig Kuszmaul	6-5	Jr.	0.3	0.4

Head Coach: Norman Sloan

NORTH CAROLINA TAR HEELS 1982 NCAA Champions

North Carolina wins its second NCAA title, defeating Georgetown 63-62 in the first one-point decision in the title game since 1959 ... the UNC lineup features three first round NBA draft picks — Michael Jordan, James Worthy and Sam Perkins ... Georgetown's Patrick Ewing is called for goal-tending five times in the game's opening minutes ... Jordan hits the game-winning basket with 15 seconds left to play, and Worthy follows with a game-clinching steal ... Worthy is 13-of-17 from the floor en route to a game-high 28 points ... behind 25 points and 10 rebounds by Sam Perkins, the Tar Heels advance to the title game with a 68-63 semifinal win over Houston.



Player	Ht.	Cl.	Rpg	Ppg
James Worthy	6-9	Jr.	6.3	15.6
Sam Perkins	6-9	So.	7.8	14.3
Michael Jordan	6-4	Fr.	4.4	13.5
Matt Doherty	6-7	So.	3.0	9.3
Jimmy Black	6-3	Sr.	1.7	7.6
Jimmy Braddock	6-2	Jr.	0.5	1.9
Chris Brust	6-9	Sr.	1.7	1.7
Buzz Peterson	6-3	Fr.	0.5	1.2
Cecil Exum	6-6	So.	1.0	1.1
Lynwood Robinson	6-1	Fr.	0.2	1.1
Jeb Barlow	6-7	Sr.	0.8	1.0
Warren Martin	6-11	Fr.	0.8	0.7
John Brownlee	6-10	Fr.	1.1	0.7
Timo Makkonen	6-11	So.	0.3	0.2

Head Coach: Dean Smith

1939 (0-1)

Wake Forest - East Region

L Ohio State52-64

1941 (0-2)

North Carolina - East Region

L Pittsburgh20-26

L Dartmouth59-60

1946 (2-1)

North Carolina - East Region

W NYU57-49

W Ohio State ot 60-57

National Championship

L Oklahoma A&M40-43

1950 (2-1)

NC State - East Region

W Holy Cross87-74

L City (N.Y.) College73-78

W Baylor53-41

1951 (1-2)

NC State - East Region

W Villanova67-62

L Illinois70-84

L St. John's59-71

1952 (1-1)

NC State - East Region

L St. John's49-60

W Penn State69-60

1953 (1-1)

Wake Forest - East Region

L Holy Cross71-79

W Lebanon Valley91-71

1954 (2-1)

NC State - East Region

W George Washington75-73

L LaSalle81-88

W Cornell65-54

1955 (0-1)

Duke - East Region

L Villanova73-74

1956 (0-1)

NC State - East Region

L Canisius 4ot 78-79

1957 (5-0)

North Carolina - East Region

W Yale90-74

W Canisius87-75

W Syracuse67-58

Final Four

W Michigan State 3ot 74-70

W Kansas 3ot 54-53

1958 (2-1)

Maryland - East Region

W Boston College86-63

L Temple67-71

W Manhattan59-55

1959 (0-1)

North Carolina - East Region

L Navy63-76

1960 (2-1)

Duke - East Region

W Princeton84-60

W St. Joseph's58-56

L NYU59-74

1961 (2-1)

Wake Forest - East Region

W St. John's97-74

W St. Bonaventure78-73

L St. Joseph's86-96

1962 (4-1)

Wake Forest - East Region

W Yale ot 92-82

W St. Joseph's ot 96-85

W Villanova79-69

Final Four

L Ohio State68-84

W UCLA82-80

1963 (3-1)

Duke - East Region

W NYU81-76

W St. Joseph's73-59

Final Four

L Loyola (Ill.)75-94

W Oregon State85-63

NC STATE WOLFPACK 1983 NCAA Champions

Destiny calls and Jim Valvano's Wolfpack answers ... NC State claims its second national title in 11 years, defeating top-ranked and heavily-favored Houston 54-52 in the NCAA title game ... State leads 33-25 at the half but the Cougars open the second half on a 17-2 run to take a 42-35 lead with 10 minutes remaining ... Lorenzo Charles grabs Derek Whittenburg's errant 30-foot jump shot and dunks home the game winner as time expires ... State opens its NCAA Tournament run defeating Pepperdine in double overtime after trailing by six points with 24 seconds remaining ... trails No. 6 UNLV by 12 with 10:46 left to play...falls behind No. 4 Virginia by 10 in the West Region final.



Player	Ht.	Cl.	Rpg	Ppg
Derek Whittenburg	6-1	Sr.	2.7	17.5
Thurl Bailey	6-11	Sr.	7.7	16.7
Sidney Lowe	6-0	Sr.	3.7	11.3
Ernie Myers	6-4	Fr.	2.5	11.2
Lorenzo Charles	6-7	So.	6.0	8.1
Terry Gannon	6-0	So.	0.8	7.3
Cozell McQueen	6-11	So.	5.6	3.5
George McClain	6-0	Fr.	0.5	2.7
Alvin Battle	6-7	Jr.	2.0	2.7
Quinton Leonard	6-8	Sr.	0.3	1.4
Mike Warren	6-7	So.	1.1	1.4
Walter Proctor	6-8	So.	1.1	0.9
Harold Thompson	6-5	Jr.	0.5	0.5
Walt Densmore	6-6	Fr.	0.8	0.4
Tommy DiNardo	6-5	Jr.	1.0	0.0

Head Coach: Jim Valvano

DUKE BLUE DEVILS 1991 NCAA Champions

Duke captures its first NCAA Basketball Championship, defeating Kansas 72-65 in the 1991 title game in Indianapolis ... Christian Laettner is a perfect 12-for-12 from the floor against the Jayhawks and earns MVP honors ... Mike Krzyzewski joins UCLA's John Wooden as the only coach to lead a school to four consecutive Final Fours ... for the second time in 10 years the ACC features the national champion in both football (Georgia Tech) and basketball (Duke) in the same academic year ... 1991 also marks the second time in NCAA history that two teams from the state of North Carolina qualify for the Final Four (UNC).



Player	Ht.	Cl.	Rpg	Ppg
Christian Laettner	6-11	Jr.	8.7	19.8
Billy McCaffrey	6-3	So.	1.8	11.6
Thomas Hill	6-4	So.	3.6	11.5
Bobby Hurley	6-0	So.	2.4	11.3
Grant Hill	6-7	Fr.	5.1	11.2
Brian Davis	6-6	Jr.	4.1	7.6
Greg Koubek	6-6	Sr.	2.9	5.9
Antonio Lang	6-8	Fr.	2.6	4.3
Crawford Palmer	6-9	Jr.	2.0	3.6
Marty Clark	6-6	Fr.	0.7	2.1
Christian Ast	6-8	Fr.	0.7	2.1
Clay Buckley	6-10	Sr.	1.1	1.4

Head Coach: Mike Krzyzewski

DUKE BLUE DEVILS 1992 NCAA Champions

Duke wins its second consecutive NCAA title defeating Michigan 71-51 before 50,379 in Minneapolis' Metrodome ... the Blue Devils go the entire year ranked No. 1 in the country and become the first school to repeat as NCAA champion since UCLA's run from 1967-73 ... the Duke roster features eight future NBA draft picks including four first-round draft selections - Grant Hill, Christian Laettner, Bobby Hurley and Cherokee Parks ... point guard Bobby Hurley averages 17.5 ppg and 5.5 apg and plays all 80 minutes in two Final Four games and earns MVP honors ... four ACC teams advance to the Sweet 16.



Player	Ht.	Cl.	Rpg	Ppg
Christian Laettner	6-11	Sr.	7.9	21.5
Thomas Hill	6-4	Jr.	3.4	14.6
Grant Hill	6-8	So.	5.7	14.0
Bobby Hurley	6-0	Jr.	2.0	13.2
Brian Davis	6-6	Sr.	4.5	11.2
Antonio Lang	6-8	So.	4.1	6.4
Cherokee Parks	6-11	Fr.	2.4	5.0
Marty Clark	6-6	So.	0.8	2.9
Erick Meek	6-10	Fr.	1.2	2.5
Kenny Blakeney	6-4	So.	0.8	1.4
Christian Ast	6-8	So.	1.0	1.1
Ron Burt	6-0	Sr.	0.1	0.5

Head Coach: Mike Krzyzewski

1964 (3-1)

Duke - East Region

W Villanova87-73
W Connecticut.....101-54

Final Four

W Michigan91-80
L UCLA.....83-98

1964: The weather proved to be a greater obstacle in Duke's trek to the Final Four in 1964 as the Blue Devils' charter airplane skidded off a rain-slicked runway upon landing at Kansas City's Municipal Airport ... in the semis the Blue Devils avenged an earlier 16-point loss to Michigan with a 91-80 victory ... Duke's dream of a national title ended the following evening when UCLA defeated the Blue Devils, 98-83.

1965 (1-1)

NC State - East Region

L Princeton48-66
W St. Joseph's103-81

1966 (3-1)

Duke - East Region

W St. Joseph's76-74
W Syracuse91-81

Final Four

L Kentucky79-83
W Utah79-77

1967 (2-2)

North Carolina - East Region

W Princetonot 78-70
W Boston College.....96-80

Final Four

L Dayton62-76
L Houston62-84

1968 (3-1)

North Carolina - East Region

W St. Bonaventure91-72
W Davidson70-66

Final Four

W Ohio State80-66
L UCLA.....55-78

1969 (2-2)

North Carolina - East Region

W Duquesne79-78
W Davidson87-85

Final Four

L Purdue65-92
L Drake84-104

1970 (1-1)

NC State - East Region

L St. Bonaventure68-80
W Niagara.....108-88

1971 (0-2)

South Carolina - East Region

L Pennsylvania64-79
L Fordham.....90-100

1972 (3-1)

North Carolina - East Region

W South Carolina92-69
W Pennsylvania.....73-59

Final Four

L Florida State75-79
W Louisville.....105-91

1973 (1-1)

Maryland - East Region

W Syracuse91-75
L Providence.....89-103

1974 (4-0)

NC State - East Region

W Providence92-78
W Pittsburgh100-72

Final Four

W UCLA2ot 80-77
W Marquette.....76-64

1975 (4-2)

Maryland - Midwest Region

W Creighton83-79
W Notre Dame.....83-71
L Louisville.....82-96

North Carolina - East Region

W New Mexico State93-69
L Syracuse76-78
W Boston College.....110-90

1976 (0-2)

Virginia - East Region

L DePaul60-69

NORTH CAROLINA TAR HEELS

1993 NCAA Champions

Donald Williams scores a game-high 25 points and George Lynch adds 12 points and 10 rebounds as North Carolina captures its third NCAA title, and the ACC's seventh, defeating Michigan 77-71 before 64,151 in New Orleans' Superdome ... the Wolverines build a 67-63 lead with 4:30 left to play before the UNC scores nine unanswered points to take a 72-67 lead with 1:03 to play ... the Tar Heels' title is the third straight NCAA crown for the ACC and fifth in 12 years ... for the second straight year and fourth time in the last five seasons, four ACC teams advance to the Sweet 16.



Player	Ht.	Cl.	Rpg	Ppg
Eric Montross	7-0	Jr.	7.6	15.8
George Lynch	6-8	Sr.	9.6	14.7
Donald Williams	6-3	So.	1.9	14.3
Brian Reese	6-5	Jr.	3.6	11.4
Derrick Phelps	6-3	Jr.	4.4	8.1
Pat Sullivan	6-8	Jr.	2.4	6.4
Kevin Salvadori	7-0	Jr.	3.6	4.5
Henrik Rodl	6-8	Sr.	1.4	4.3
Matt Wenstrom	7-1	Sr.	1.4	2.5
Larry Davis	6-1	Fr.	0.8	2.1
Ed Geth	6-8	Fr.	1.3	2.1
Scott Cherry	6-5	Sr.	0.7	2.1
Dante Calabria	6-4	Fr.	0.8	1.8
Travis Stephenson	6-6	Sr.	0.3	0.5
Pearce Landry	6-5	So.	1.0	0.0

Head Coach: Dean Smith

DUKE BLUE DEVILS

2001 NCAA Champions

Top-ranked Duke captures its third NCAA title in 11 years, beating Arizona 82-72 before 45,994 in Minneapolis' Metrodome ... led by National Player of the Year Shane Battier, the Blue Devils are only the second team since the NCAA field was expanded to 64 or 65 teams to win every tournament game by 10 or more points ... Jason Williams averages more than 25 points in Duke's six NCAA games ... Duke defeats Maryland 95-84 in the semifinals, marking the third time since 1990 the ACC has placed two teams in the Final Four ... the title is the eighth for the ACC overall and fourth in the last 11 years.



Player	Ht.	Cl.	Rpg	Ppg
Jason Williams	6-2	So.	3.3	21.6
Shane Battier	6-8	Sr.	7.3	19.9
Mike Dunleavy	6-8	So.	5.7	12.6
Nate James	6-6	Sr.	5.2	12.3
Carlos Boozer	6-9	So.	6.5	13.3
Chris Duhon	6-1	Fr.	3.4	7.2
Casey Sanders	6-11	So.	1.8	2.5
Matt Christensen	6-10	Jr.	2.3	1.6
Reggie Love	6-4	Fr.	1.6	1.3
J.D. Simpson	6-4	Sr.	0.5	1.0
Nick Horvath	6-10	So.	2.3	2.8
Andy Borman	6-1	So.	0.3	0.9
Andre Buckner	5-10	So.	0.4	0.2
Ryan Caldbeck	6-3	Sr.	0.5	0.1

Head Coach: Mike Krzyzewski

MARYLAND TERRAPINS

2002 NCAA Champions

Maryland records its first-ever NCAA title beating Indiana 64-52 ... the title is the ninth overall and fifth in the last 12 years for the ACC ... Maryland's Juan Dixon averages 25.8 ppg, 3.8 rpg, 3.1 apg and 2.0 spg in six NCAA Tournament games and earns Final Four MVP honors ... Lonny Baxter and Chris Wilcox join Dixon on the All-Final Four team ... the Terps set a school record with 32 wins and advance to the title game by defeating the highest possible seed in each game ... Gary Williams becomes the ninth coach in NCAA history to lead his alma mater to a NCAA Basketball Championship.



Player	Ht.	Cl.	Rpg	Ppg
Juan Dixon	6-3	Sr.	4.6	20.4
Lonny Baxter	6-8	Sr.	8.2	15.2
Chris Wilcox	6-10	So.	7.1	12.0
Byron Mouton	6-6	Sr.	5.0	11.1
Steve Blake	6-3	Jr.	3.8	8.0
Drew Nicholas	6-3	Jr.	2.2	7.1
Tahj Holden	6-10	Jr.	2.7	5.6
Ryan Randle	6-9	Jr.	3.1	3.8
Andre Collins	5-9	Fr.	0.5	2.2
Calvin McCall	6-3	Jr.	0.8	1.4
Mike Grinnon	6-6	Fr.	0.3	0.4
Earl Badu	6-0	Sr.	0.2	0.3

Head Coach: Gary Williams

North Carolina - Midwest Region

L Alabama 64-79

1977 (6-2)

North Carolina - East Region

W Purdue 69-66

W Notre Dame 79-77

W Kentucky 79-72

Final Four

W Nevada-Las Vegas 84-83

L Marquette 59-67

Wake Forest - Midwest Region

W Arkansas 86-80

W Southern Illinois 86-81

L Marquette 68-62

1977: The 1977 NCAA Tournament was unique in that the nation's top three ranked teams - UCLA, Michigan and Kentucky - were all upset in the regionals ... UNC reached the Final Four for the first time since 1972 despite having its three top players either out of action entirely or severely limited by injuries; Phil Ford (injured elbow), Walter Davis (broken index finger) and Tommy LeGarde (knee injury) ... Mike O'Koren scored 31 points in UNC's 1-point semifinal win over UNLV ... O'Koren and Davis earned berths of the All-Final Four team.

1978 (4-2)

Duke - East Region

W Rhode Island 63-62

W Pennsylvania 84-80

W Villanova 90-72

Final Four

W Notre Dame 90-86

L Kentucky 88-94

North Carolina - West Region

L San Francisco 64-68

1979 (0-2)

North Carolina - #1 East Region

L Penn #9 71-72

Duke - #2 East Region

L St. John's #10 78-80

1980 (6-5)

Duke - #4 Midwest Region

W Penn #12 52-42

W Kentucky #1 55-54

L Purdue #6 60-68

Clemson - #6 West Region

W Utah State #11 76-73

W BYU #3 71-66

W Lamar #10 74-66

L UCLA #8 74-85

Maryland - #2 East Region

W Tennessee #7 86-75

L Georgetown #3 68-74

North Carolina - #3 Midwest Region

L Texas A&M #6 2ot 61-78

NC State - #4 East Region

L Iowa #5 64-77

1981 (9-4)

North Carolina - #2 West Region

W Pittsburgh #10 74-57

W Utah #3 61-56

W Kansas State #8 81-68

Final Four

W Virginia 78-65

L Indiana 50-63

Virginia - #1 East Region

W Villanova #9 54-50

W Tennessee #4 62-48

W BYU #6 74-60

Final Four

L North Carolina 65-78

W LSU 78-74

Maryland - #6 Midwest Region

W UT-Chattanooga #11 81-69

L Indiana #3 64-99

Wake Forest - #4 Midwest Region

L Boston College #5 64-67

1982 (7-3)

North Carolina - #1 East Region

W JMU #9 52-50

W Alabama #4 74-69

W Villanova #3 70-60

Final Four

W Houston 68-63

W Georgetown 63-62

Virginia - #1 Midwest Region

W Tennessee #8 54-51

L UAB #4 66-68

Wake Forest - #7 East Region

W Old Dominion #10 74-57


L Memphis State #2 55-56

NC State - #7 Midwest Region

L UT-Chattanooga #10 51-58

NORTH CAROLINA TAR HEELS 2005 NCAA Champions

Led by Final Four MVP Sean May, North Carolina defeats Illinois 75-70 for the school's fourth NCAA title ... the Tar Heels advance to the championship game with a 87-71 win over Michigan State ... May averages 24.0 ppg and 8.0 rpg in the two Final Four wins ... May, Raymond Felton and Rashad McCants are named to the All-Final Four team ... the ACC posts a 12-4 record in the tournament ... May, Felton and McCants and Marvin Williams are each selected among the first 14 picks of the 2005 NBA Draft.



Player	Ht.	Cl.	Rpg	Ppg
Sean May	6-9	Jr.	10.7	17.5
Rashad McCants	6-4	Jr.	3.0	16.0
Jawad Williams	6-9	Sr.	4.0	13.1
Raymond Felton	6-1	Jr.	4.3	12.9
Marvin Williams	6-9	Fr.	6.6	11.3
Jackie Manuel	6-5	Sr.	2.8	5.5
Melvin Scott	6-2	Sr.	1.4	5.1
Reyshawn Terry	6-8	So.	0.7	2.3
Jesse Holley	6-3	So.	0.4	1.3
Wes Miller	5-11	So.	0.2	1.1
Byron Sanders	6-9	Jr.	0.9	0.8
Quentin Thomas	6-3	Fr.	0.8	0.8
C.J. Hooker	6-2	Sr.	0.5	0.7
Charlie Everett	6-3	Sr.	0.2	0.5
Brooks Foster	6-2	Fr.	0.2	0.2
Damion Grant	6-11	Jr.	0.7	0.0

Head Coach: Roy Williams

NORTH CAROLINA TAR HEELS 2009 NCAA Champions

North Carolina nets the ACC's fourth NCAA title in nine years – and the 11th overall – by defeating Michigan State 89-72 before 72,922 at Detroit's Ford Field ... junior guard Wayne Ellington averages 19.5 ppg and 6.5 rpg en route to being named the Most Outstanding Player of the Final Four ... the Tar Heels win all six of their NCAA Tournament games by double figures and register an average victory margin of more than 20 points ... for the second time in three years, an ACC record-tying seven teams earn NCAA Tournament berths ... North Carolina trails for a total of 2:01 in the two Final Four games against Villanova and Michigan State.



Player	Ht.	Cl.	Rpg	Ppg
Tyler Hansbrough	6-9	Sr.	8.1	20.7
Ty Lawson	5-11	Jr.	3.0	16.6
Wayne Ellington	6-4	Jr.	4.9	15.8
Danny Green	6-6	Sr.	4.7	13.1
Deon Thompson	6-8	Jr.	5.7	10.6
Ed Davis	6-10	Fr.	6.6	6.7
Will Graves	6-6	So.	2.6	4.0
Tyler Zeller	7-0	Fr.	2.0	3.1
Bobby Frasor	6-3	Sr.	2.0	2.6
Larry Drew II	6-1	Fr.	1.1	1.4
Marcus Ginyard	6-5	Sr.	2.7	1.3
J.B. Tanner	6-0	Sr.	0.3	1.3
Patrick Moody	6-4	Sr.	0.7	1.0
Mike Copeland	6-7	Sr.	0.8	0.8
Justin Watts	6-4	Fr.	0.7	0.7
Jack Wooten	6-2	Sr.	0.3	0.5
Marc Campbell	5-11	Jr.	0.3	0.2

Head Coach: Roy Williams

DUKE BLUE DEVILS 2010 National Champions

Duke captures its fourth National Championship, beating hometown favorite Butler 61-59, before 70,930 in Indianapolis' Lucas Oil Stadium ... the title is the 12th overall and fifth in the last 10 years for the ACC ... Duke's Kyle Singler averages 20.0 ppg, 9.0 rpg and 3.5 apg in Final Four wins over West Virginia (78-57) and Butler to earn Final Four MOP honors ... Jon Scheyer and Nolan Smith join Singler on the All-Final Four team ... the Blue Devils finish the season 35-5 and win their six NCAA Tournament games by an average of 14.5 ppg.



Player	Ht.	Cl.	Rpg	Ppg
Jon Scheyer	6-5	Sr.	3.6	18.2
Kyle Singler	6-8	Jr.	7.0	17.7
Nolan Smith	6-2	Jr.	2.8	17.0
Brian Zoubek	7-1	Sr.	7.7	5.6
Miles Plumlee	6-10	So.	4.9	5.2
Lance Thomas	6-8	Sr.	4.9	4.8
Andre Dawkins	6-4	Fr.	1.1	4.4
Mason Plumlee	6-10	Fr.	3.1	3.7
Ryan Kelly	6-10	Fr.	1.1	1.2
Jordan Davidson	6-1	Fr.	0.2	0.4
Steve Johnson	6-5	Jr.	0.2	0.4
Casey Peters	6-4	Jr.	0.1	0.0

Head Coach: Mike Krzyzewski

1983 (11-3)

NC State - #6 West Region

W Pepperdine.....#11	2ot 69-67
W UNLV.....#3	71-70
W Utah.....#10	75-56
W Virginia.....#1	63-62

Final Four

W Georgia.....	67-60
W Houston.....	54-52

North Carolina - #2 East Region

W James Madison.....#10	68-49
W Ohio State.....#3	64-51
L Georgia.....#4	77-82

Virginia - #1 West Region

W Washington State.....#8	54-49
W Boston College.....#4	95-92
L NC State.....#6	62-63

Maryland - #8 Midwest Region

W UT-Chattanooga.....#9	52-51
L Houston.....#1	50-60

1984 (8-5)

Virginia - #7 East Region

W Iona.....#10	58-57
W Arkansas.....#2	ot 53-51
W Syracuse.....#3	63-55
W Indiana.....#4	50-48

Final Four

L Houston.....	ot 47-49
----------------	----------

Wake Forest - #4 Midwest Region

W Kansas.....#5	69-59
W DePaul.....#1	ot 73-71
L Houston.....#2	63-68

North Carolina - #1 East Region

W Temple.....#8	77-66
L Indiana.....#4	68-72

Maryland - #3 Midwest Region

W West Virginia.....#11	102-77
L Illinois.....#2	70-72

Duke - #3 West Region

L Washington.....#6	78-80
---------------------	-------

1985 (12-5)

Georgia Tech - #2 East Region

W Mercer.....#15	65-58
W Syracuse.....#7	70-53
W Illinois.....#3	61-53
L Georgetown.....#1	54-60

North Carolina - #2 Southeast Region

W Middle Tennessee State.....#15	76-57
W Notre Dame.....#7	60-58
W Auburn.....#11	62-56
L Villanova.....#8	44-56

NC State - #3 West Region

W Nevada-Reno.....#14	65-56
W UTEP.....#11	86-73
W Alabama.....#7	61-55
L St. John's.....#1	60-69

Maryland - #5 Southeast Region

W Miami (Ohio).....#12	ot 69-68
W Navy.....#13	64-59
L Villanova.....#8	43-46

Duke - #3 Midwest Region

W Pepperdine.....#14	75-62
L Boston College.....#11	73-74

1986 (13-6)

Duke - #1 East Region

W Mississippi Valley State.....#16	85-78
W Old Dominion.....#8	89-61
W DePaul.....#12	74-67
W Navy.....#7	71-50

Final Four

W Kansas.....	71-67
L Louisville.....	69-72

NC State - #6 Midwest Region

W Iowa.....#11	66-64
W Arkansas-Little Rock.....#14	2ot 80-66
W Iowa State.....#7	70-66
L Kansas.....#1	67-75

Georgia Tech - #2 Southeast Region

W Marist.....#15	68-53
W Villanova.....#10	66-61
L LSU.....#11	64-70

North Carolina - #3 West Region

W Utah.....#14	84-72
W UAB.....#6	77-59
L Louisville.....#2	69-72

Maryland - #5 West Region

W Pepperdine.....#12	69-64
L UNLV.....#4	64-70

Virginia - #5 East Region

L DePaul.....#12	68-72
------------------	-------

1987 (5-6)

North Carolina - #1 East Region

W Penn.....#16	113-82
W Michigan.....#9	109-97
W Notre Dame.....#5	74-68
L Syracuse.....#2	75-79

DUKE BLUE DEVILS 2015 National Champions

Duke captures its fifth National Championship, beating Wisconsin 68-63 before 71,149 in Indianapolis' Lucas Oil Stadium ... a No. 1 seed for the 13th time, the Blue Devils held each of their six tournament opponents to 63 or fewer points and had an average win margin of 15.5 ppg ... six ACC teams post a 17-5 mark in NCAA Tournament play; the 17 wins set an ACC record and tie for the second-most by a conference in NCAA tournament history ... five ACC teams earn Sweet 16 berths with three - Duke, Louisville and Notre Dame - reaching the Elite Eight.



Player	Ht.	Cl.	Rpg	Ppg
Jahlil Okafor	6-11	Fr.	8.5	17.3
Quinn Cook	6-2	Sr.	3.4	15.3
Justise Winslow	6-6	Fr.	6.5	12.6
Tyus Jones	6-1	Fr.	3.5	11.8
Amile Jefferson	6-9	Jr.	5.8	6.1
Matt Jones	6-5	So.	2.3	6.0
Grayson Allen	6-4	Fr.	1.0	4.4
Marshall Plumlee	7-0	Jr.	2.4	2.2
Nick Paolucci	6-3	So.	0.4	0.3
Sean Kelly	6-3	Sr.	0.0	0.0

Head Coach: Mike Krzyzewski

NORTH CAROLINA TAR HEELS 2017 National Champions

North Carolina claims its sixth national championship as it defeats Gonzaga 71-65 in the national title game April 3 at Glendale, Arizona ... Final Four MOP Joel Berry II has a game-high 22 points and six assists while Justin Jackson adds 16 points and Isaiah Hicks 13 to go along with nine rebounds ... the title is the Tar Heels' third under head coach Roy Williams ... UNC's Final Four appearance is the 63rd made by a current ACC member school - 10 more than any other conference.



Player	Ht.	Cl.	Rpg	Ppg
Justin Jackson	6-8	Jr.	4.7	18.3
Joel Berry II	6-0	Jr.	3.1	14.7
Kennedy Meeks	6-10	Sr.	9.5	12.5
Isaiah Hicks	6-9	Sr.	5.5	11.8
Tony Bradley	6-10	Fr.	5.1	7.1
Kenny Williams	6-4	So.	3.3	6.2
Theo Pinson	6-6	Jr.	4.6	6.1
Luke Maye	6-8	So.	3.9	5.5
Nate Britt	6-1	Sr.	1.8	4.5
Brandon Robinson	6-5	Fr.	1.2	1.9
Seventh Woods	6-2	Fr.	1.4	1.5
Stilman White	6-1	Sr.	0.4	1.4
Shea Rush	6-6	Fr.	0.2	0.8
Kanler Coker	6-4	Sr.	0.2	0.4
Aaron Rohlfman	6-6	Jr.	0.7	0.0

Head Coach: Roy Williams

VIRGINIA CAVALIERS 2019 National Champions

Virginia earns its first NCAA championship and the 18th by a current ACC member school, including the third in the last five years, when it downs Texas Tech, 85-77 in overtime, in the championship game April 8 in front of 72,062 at US Bank Stadium in Minneapolis ... Kyle Guy named Final Four MOP ... De'Andre Hunter scores a career-high 27 points, including the game-tying 3-pointer with 12.1 seconds left to send the game to OT ... Hunter and Ty Jerome join Guy on the All-Final Four Team ... the ACC goes 15-6 in NCAA play and puts five teams in the Sweet 16.



Player	Ht.	Cl.	Rpg	Ppg
Kyle Guy	6-2	Jr.	4.5	15.4
De'Andre Hunter	6-7	R-So.	5.1	15.2
Ty Jerome	6-5	Jr.	4.2	13.6
Mamadi Diakite	6-9	R-Jr.	4.4	7.4
Braxton Key	6-8	Jr.	5.3	5.7
Kihei Clark	5-9	Fr.	2.3	4.5
Jay Huff	7-1	R-So.	2.1	4.4
Jack Salt	6-10	R-Sr.	3.7	3.7
Kody Statmann	6-7	Fr.	0.6	1.7
Grant Kersey	6-1	Jr.	0.2	1.3
Marco Anthony	6-4	So.	0.5	1.2
Austin Katstra	6-6	So.	0.5	0.9
Jayden Nixon	6-3	Fr.	0.6	0.6
Francesco Badocchi	6-7	R-Fr.	0.5	0.5

Head Coach: Tony Bennett

Duke - #5 Midwest Region

W Texas A&M	#12	58-51
W Xavier (Ohio)	#13	65-60
L Indiana	#1	82-88

Clemson - #4 Southeast Region

L SW Missouri State	#13	60-65
---------------------	-----	-------

Georgia Tech - #7 Midwest Region

L LSU	#10	79-85
-------	-----	-------

NC State - #11 East Region*

L Florida	#6	70-82
-----------	----	-------

Virginia - #5 West Region

L Wyoming	#12	60-64
-----------	-----	-------

1988 (9-5)

Duke - #2 East Region

W Boston University	#15	85-69
W Southern Methodist	#7	94-79
W Rhode Island	#11	73-72
W Temple	#1	63-53

Final Four

L Kansas		59-66
----------	--	-------

North Carolina - #2 West Region

W North Texas State	#15	83-65
W Loyola Marymount	#10	123-97
W Michigan	#3	78-69
L Arizona	#1	52-70

Georgia Tech - #5 East Region

W Iowa State	#12	90-78
L Richmond	#13	55-59

Maryland - #7 Southeast Region

W UC-Santa Barbara	#10	92-82
L Kentucky	#2	81-90

NC State - #3 Midwest Region*

L Murray State	#14	75-78
----------------	-----	-------

1989 (12-6)

Duke - #2 East Region

W South Carolina State	#15	90-69
W West Virginia	#7	70-63
W Minnesota	#11	87-70
W Georgetown	#1	85-77

Final Four

L Seton Hall		78-95
--------------	--	-------

Virginia - #5 Southeast Region

W Providence	#12	100-97
W Tennessee State	#13	104-88
W Oklahoma	#1	86-80
L Michigan	#3	65-102

North Carolina - #2 Southeast Region

W Southern	#15	93-79
W UCLA	#7	88-81
L Michigan	#3	87-92

NC State - #5 East Region

W South Carolina	#12	81-66
W Iowa	#4	102-96
L Georgetown	#1	61-69

Clemson - #9 West Region

W Saint Mary's	#8	83-70
L Arizona	#1	68-94

Georgia Tech - #6 Midwest Region

L Texas	#11	70-76
---------	-----	-------

1990 (14-5)

Duke - #3 East Region

W Richmond	#14	81-46
W St. John's	#6	76-72
W UCLA	#7	90-81
W Connecticut	#1	ot 79-78

Final Four

W Arkansas		97-83
L UNLV		73-103

Georgia Tech - #4 Southeast Region

W East Tennessee State	#13	99-83
W LSU	#5	94-91
W Michigan State	#1	ot 81-80
W Minnesota	#6	93-91

Final Four

L UNLV		81-90
--------	--	-------

Clemson - #5 East Region*

W BYU	#12	49-47
W LaSalle	#4	79-75
L Connecticut	#1	70-71

North Carolina - #8 Midwest Region

W SW Missouri State	#9	83-70
W Oklahoma	#1	79-77
L Arkansas	#4	73-96

Virginia - #7 Southeast Region

W Notre Dame	#10	75-67
L Syracuse	#2	61-63

1991 (13-5)

Duke - #2 Midwest Region

W N.E. Louisiana	#15	102-73
W Iowa	#7	85-70
W Connecticut	#11	81-67
W St. John's	#4	78-61

Final Four

W UNLV		79-77
W Kansas		72-65

North Carolina - #1 East Region

W Northeastern	#16	101-66
W Villanova	#9	84-69
W Eastern Michigan	#12	93-67

W Temple.....#10.....75-72	
Final Four	
L Kansas.....73-79	
Georgia Tech - #8 Midwest Region	
W DePaul.....#9.....87-70	
L Ohio State.....#1.....61-65	
NC State - #6 East Region	
W Southern Miss.....#11.....114-85	
L Oklahoma State.....#3.....64-73	
Wake Forest - #5 Southeast Region	
W Louisiana Tech.....#12.....71-65	
L Alabama.....#4.....88-96	
Virginia - #7 West Region	
L BYU.....#10.....61-48	
1992 (12-4)	
Duke - #1 East Region	
W Campbell.....#16.....82-56	
W Iowa.....#9.....75-62	
W Seton Hall.....#4.....81-69	
W Kentucky.....#2 ot 104-103	
Final Four	
W Indiana.....81-78	
W Michigan.....71-51	
North Carolina - #4 Southeast Region	
W Miami (Ohio).....#13.....68-63	
W Alabama.....#5.....64-55	
L Ohio State.....#1.....73-80	
Florida State - #3 West Region	
W Montana.....#14.....78-68	
W Georgetown.....#6.....78-68	
L Indiana.....#2.....74-85	
Georgia Tech - #7 Midwest Region	
W Houston.....#10.....65-60	
W Southern California.....#2.....79-78	
L Memphis State.....#6 ... ot 79-83	
Wake Forest - #9 West Region	
L Louisville.....#8.....58-91	
1993 (14-5)	
North Carolina - #1 East Region	
W East Carolina.....#16.....85-65	
W Rhode Island.....#8.....112-67	
W Arkansas.....#4.....80-74	
W Cincinnati.....#2 .. ot 75-68	
Final Four	
W Kansas.....78-68	
W Michigan.....77-71	
Florida State - #3 Southeast Region	
W Evansville.....#14.....82-70	
W Tulane.....#11.....94-63	
W Western Kentucky.....#7 ... ot 81-78	
L Kentucky.....#1.....81-106	
Wake Forest - #5 Southeast Region	
W UT-Chattanooga.....#12.....81-58	
W Iowa.....#4.....84-78	
L Kentucky.....#1.....69-103	
Virginia - #6 East Region	
W Manhattan.....#11.....78-66	
W Massachusetts.....#3.....71-56	
L Cincinnati.....#2.....54-71	
Duke - #3 Midwest Region	
W Southern Illinois.....#14.....105-70	
L California.....#6.....77-82	
Georgia Tech - #4 West Region	
L Southern.....#13.....78-93	
1994 (10-5)	
Duke - #2 Southeast Region	
W Texas Southern.....#15.....82-70	

W Michigan State.....#7.....85-74	
W Marquette.....#6.....59-44	
W Purdue.....#1.....69-60	
Final Four	
W Florida.....70-65	
L Arkansas.....72-76	
Maryland - #10 Midwest Region	
W Saint Louis.....#7.....74-66	
W Massachusetts.....#2.....95-87	
L Michigan.....#3.....71-78	
North Carolina - #1 East Region	
W Liberty.....#16.....71-51	
L Boston College.....#9.....72-75	
Wake Forest - #5 Southeast Region	
W Charleston.....#12.....68-58	
L Kansas.....#4.....58-69	
Virginia - #7 West Region	
W New Mexico.....#10.....57-54	
L Arizona.....#3.....58-71	
1995 (11-4)	
North Carolina - #2 Southeast Region	
W Murray State.....#15.....80-70	
W Iowa State.....#7.....73-51	
W Georgetown.....#6.....74-66	
W Kentucky.....#1.....74-61	
Final Four	
L Arkansas.....68-75	
Virginia - #4 Midwest Region	
W Nicholls State.....#13.....96-72	
W Miami (Ohio).....#12 (ot) 60-54	
W Kansas.....#1.....67-58	
L Arkansas.....#2.....61-68	
Maryland - #3 West Region	
W Gonzaga.....#14.....87-63	
W Texas.....#11.....82-68	
L Connecticut.....#2.....89-99	
Wake Forest - #1 East Region	
W North Carolina A&T.....#16.....79-47	
W Saint Louis.....#9.....64-59	
L Oklahoma State.....#4.....66-71	
1996 (6-6)	
Wake Forest - #2 Midwest Region	
W N.E. Louisiana.....#15.....62-50	
W Texas.....#10.....65-62	
W Louisville.....#6.....60-59	
L Kentucky.....#1.....63-83	
Georgia Tech - #3 Southeast Region	
W Austin Peay.....#14.....90-79	
W Boston College.....#11.....103-89	
L Cincinnati.....#2.....87-70	
North Carolina - #6 East Region	
W New Orleans.....#11.....83-62	
L Texas Tech.....#3.....73-92	
Duke - #8 Southeast Region	
L Eastern Michigan.....#9.....60-75	
Maryland - #7 West Region	
L Santa Clara.....#10.....79-91	
Clemson - #8 West Region	
L Georgia.....#8.....74-81	
1997 (8-6)	
North Carolina - #1 East Region	
W Fairfield.....#16.....82-74	
W Colorado.....#9.....73-56	
W California.....#5.....63-57	
W Louisville.....#6.....97-74	
Final Four	
L Arizona.....#4.....58-66	

Clemson - #4 Midwest Region	
W Miami (Ohio).....#13.....68-56	
W Tulsa.....#5.....65-59	
L Minnesota.....#1 .. 2ot 84-90	
Duke - #2 Southeast Region	
W Murray State.....#15.....71-68	
L Providence.....#10.....87-98	
Wake Forest - #3 West Region	
W St. Mary's.....#14.....68-46	
L Stanford.....#6.....66-72	
Virginia - #9 West Region	
L Iowa.....#8.....60-73	
Maryland - #5 Southeast Region	
L Charleston.....#12.....66-75	
1998 (10-5)	
North Carolina - #1 East Region	
W Navy.....#16.....88-52	
W UNC-Charlotte.....#8 ... ot 93-83	
W Michigan State.....#4.....73-58	
W Connecticut.....#2.....75-64	
Final Four	
L Utah.....#3.....59-65	
Duke - #1 South Region	
W Radford.....#16.....99-63	
W Oklahoma State.....#8.....79-73	
W Syracuse.....#5.....80-67	
L Kentucky.....#2.....84-86	
Maryland - #4 West Region	
W Utah State.....#13.....82-68	
W Illinois.....#5.....67-61	
L Arizona.....#1.....79-81	
Florida State - #12 Midwest Region	
W Texas Christian.....#5.....96-87	
L Valparaiso.....#13 ... ot 77-83	
Clemson - #6 Midwest Region	
L Western Michigan.....#11.....72-75	
1999 (7-3)	
Duke - #1 East Region	
W Florida A&M.....#16.....99-58	
W Tulsa.....#9.....97-56	
W SW Missouri State.....#12.....78-61	
W Temple.....#6.....85-64	
Final Four	
W Michigan State.....#1.....68-62	
L Connecticut.....#1.....74-77	
Maryland - #2 South Region	
W Valparaiso.....#15.....82-60	
W Creighton.....#10.....75-63	
L St. John's.....#3.....62-76	
North Carolina - #3 West Region	
L Weber State.....#13.....74-76	
2000 (7-3)	
North Carolina - #8 South Region	
W Missouri.....#9.....84-70	
W Stanford.....#1.....60-53	
W Tennessee.....#4.....74-69	
W Tulsa.....#7.....59-55	
Final Four	
L Florida.....#5.....59-71	
Duke - #1 East Region	
W Lamar.....#16.....82-55	
W Kansas.....#8.....69-64	
L Florida.....#5.....78-87	
Maryland - #3 Midwest Region	
W Iona.....#14.....74-59	
L UCLA.....#6.....70-105	

2001 (11-5)

Duke - #1 East Region

W	Monmouth	#16	95-52
W	Missouri	#9	94-81
W	UCLA	#4	76-63
W	Southern Cal	#6	79-69

Final Four

W	Maryland		95-84
W	Arizona		82-72

Maryland - #3 West Region

W	George Mason	#14	83-80
W	Georgia State	#11	79-60
W	Georgetown	#10	76-66
W	Stanford	#1	87-73

Final Four

L	Duke		84-95
---	------	--	-------

North Carolina - #2 South Region

W	Princeton	#15	70-48
L	Penn State	#7	74-82

Virginia - #5 South Region

L	Gonzaga	#12	85-86
---	---------	-----	-------

Wake Forest - #7 Midwest Region

L	Butler	#10	63-79
---	--------	-----	-------

Georgia Tech - #8 West Region

L	Saint Joseph's	#9	62-66
---	----------------	----	-------

2002 (10-3)

Maryland - #1 East Region

W	Siena	#16	85-70
W	Wisconsin	#8	87-57
W	Kentucky	#4	78-68
W	Connecticut	#2	90-82

Final Four

W	Kansas		97-88
W	Indiana		64-52

Duke - #1 South Region

W	Winthrop	#16	84-37
W	Notre Dame	#8	84-77
L	Indiana	#5	73-74

NC State - #7 East Region

W	Michigan State	#10	69-58
L	Connecticut	#2	74-77

Wake Forest - #7 Midwest Region

W	Pepperdine	#10	83-74
L	Oregon	#2	87-92

2003 (5-4)

Maryland - #6 South Region

W	UNC-Wilmington	#11	75-73
W	Xavier	#3	77-64
L	Michigan State	#7	58-60

Duke - #3 West Region

W	Colorado State	#14	67-57
W	Central Michigan	#11	86-60
L	Kansas	#2	65-69

Wake Forest - #2 East Region

W	East Tennessee State	#15	76-73
L	Auburn	#10	62-68

NC State - #9 East Region

L	California	#8	ot 74-76
---	------------	----	----------

2004 (14-6)

Georgia Tech - #3 St. Louis Region

W	Northern Iowa	#14	65-60
W	Boston College	#6	57-54
W	Nevada	#10	72-67
W	Kansas	#4	ot 79-71

Final Four

W	Oklahoma State	#2	67-65
L	Connecticut	#2	73-82

Duke - #1 Atlanta Region

W	Alabama State	#16	96-61
W	Seton Hall	#8	90-62
W	Illinois	#5	72-62
W	Xavier	#7	66-63

Final Four

L	Connecticut	#2	78-79
---	-------------	----	-------

Wake Forest - #4 East Rutherford Region

W	VCU	#13	79-78
W	Manhattan	#12	84-80
L	St. Joseph's	#1	80-84

NC State - #3 Phoenix Region

W	Louisiana-Lafayette	#14	61-52
L	Vanderbilt	#6	73-75

Maryland - #4 Phoenix Region

W	UTEP	#13	86-83
L	Syracuse	#5	70-72

North Carolina - #6 Atlanta Region

W	Air Force	#11	63-52
L	Texas	#3	75-78

2005 (12-4)

North Carolina - #1 Syracuse Region

W	Oakland	#16	96-68
W	Iowa State	#9	92-65
W	Villanova	#5	67-66
W	Wisconsin	#6	88-82

Final Four

W	Michigan State	#5	87-71
W	Illinois	#1	75-70

Duke - #1 Austin Region

W	Delaware State	#16	57-46
W	Mississippi State	#9	63-55
L	Michigan State	#5	68-78

NC State - #10 Syracuse Region

W	Charlotte	#7	75-63
W	Connecticut	#2	65-62
L	Wisconsin	#6	56-65

Wake Forest - #2 Albuquerque Region

W	Chattanooga	#15	70-54
L	West Virginia	#7	105-111

Georgia Tech - #5 Albuquerque Region

W	George Washington	#12	80-68
L	Louisville	#4	54-76

2006 (6-4)

Duke - #1 Atlanta Region

W	Southern	#16	70-54
W	George Washington	#8	74-61
L	LSU	#4	54-62

Boston College - #4 Minneapolis Region

W	Pacific	#13	2ot 88-76
W	Montana	#12	69-56
L	Villanova	#1	ot 59-60

North Carolina - #3 Washington, D.C. Region

W	Murray State	#14	69-65
L	George Mason	#11	60-65

NC State - #10 Atlanta Region

W	California	#7	58-52
L	Texas	#2	54-72

2007 (7-7)

North Carolina - #1 East Region

W	Eastern Kentucky	#16	86-65
W	Michigan State	#9	81-67
W	Southern California	#5	74-64
L	Georgetown	#2	ot 84-96

Maryland - #4 Midwest Region

W	Davidson	#13	82-70
L	Butler	#5	59-62

Virginia - #4 South Region

W	Albany	#13	84-57
L	Tennessee	#5	74-77

Virginia Tech - #5 West Region

W	Illinois	#12	54-52
L	Southern Illinois	#4	48-63

Boston College - #7 East Region

W	Texas Tech	#10	84-75
L	Georgetown	#2	55-62

Duke - #6 West Region

L	VCU	#11	77-79
---	-----	-----	-------

Georgia Tech - #10 Midwest Region

L	UNLV	#7	63-67
---	------	----	-------

2008 (6-4)

North Carolina - #1 East Region

W	Mount St. Mary's	#16	113-74
W	Arkansas	#9	108-77
W	Washington State	#4	68-47
W	Louisville	#3	83-73
L	Kansas	#1	66-84

Duke - #2 West

W	Belmont	#15	71-70
L	West Virginia	#7	67-73

Miami - #7 South

W	Saint Mary's	#10	78-64
L	Texas	#2	72-75

Clemson - #5 Midwest

L	Villanova	#12	69-75
---	-----------	-----	-------

2009 (9-6)

North Carolina - #1 South Region

W	Radford	#16	101-58
W	LSU	#8	84-70
W	Gonzaga	#4	98-77
W	Oklahoma	#2	72-60

Final Four

W	Villanova	#4	83-69
W	Michigan State	#2	89-72

Duke - #2 East Region

W	Binghamton	#15	86-62
W	Texas	#7	74-69
L	Villanova	#3	54-77

Maryland - #10 West Region

W	California	#7	84-71
L	Memphis	#2	70-89

Boston College - #7 Midwest Region

L	Southern California	#10	55-72
---	---------------------	-----	-------

Clemson - #7 South Region

L	Michigan	#10	59-62
---	----------	-----	-------

Florida State - #5 East Region

L	Wisconsin	#12	ot 59-61
---	-----------	-----	----------

Wake Forest - #4 Midwest Region

L	Cleveland State	#13	69-84
---	-----------------	-----	-------

2010 (9-5)

Duke - #1 South Region

W	Arkansas-Pine Bluff	#16	73-44
W	California	#8	68-53
W	Purdue	#4	70-57
W	Baylor	#3	78-71

Final Four

W	West Virginia	#2	78-57
W	Butler	#5	61-59

Maryland - #4 Midwest Region

W	Houston	#13	89-77
L	Michigan State	#5	85-83

Georgia Tech - #10 Midwest Region

W	Oklahoma State	#7	64-59
L	Ohio State	#2	66-75

Wake Forest - #9 East Region

W Texas	#8	ot 81-80
L Kentucky	#1	60-90

Clemson - #7 East Region

L Missouri	#10	78-86
------------	-----	-------

Florida State - #9 West Region

L Gonzaga	#8	67-69
-----------	----	-------

2011 (8-4)

North Carolina - #2 East Region

W Long Island	#15	102-87
W Washington	#7	86-83
W Marquette	#11	81-63
L Kentucky	#4	69-76

Duke - #1 West Region

W Hampton	#16	87-45
W Michigan	#8	73-71
L Arizona	#5	77-93

Florida State - #10 Southwest Region

W Texas A&M	#7	57-50
W Notre Dame	#2	71-57
L VCU	#11	ot 71-72

Clemson - #12 East Region

W UAB	#12	70-52
L West Virginia	#5	76-84

2012 (6-5)

North Carolina - #1 Midwest Region

W Vermont	#16	77-58
W Creighton	#8	87-73
W Ohio	#13	ot 73-65
L Kansas	#2	67-80

NC State - #11 Midwest Region

W San Diego State	#6	79-65
W Georgetown	#3	66-63
L Kansas	#2	57-60

Florida State #3 East Region

W St. Bonaventure	#14	66-63
L Cincinnati	#6	56-62

Duke - #2 South Region

L Lehigh	#15	70-75
----------	-----	-------

Virginia - #10 West Region

L Florida	#7	45-71
-----------	----	-------

2013 (6-5)

Duke - #2 Midwest

W Albany	#15	73-61
W Creighton	#7	66-50
W Michigan State	#3	71-61
L Louisville	#1	63-85

Miami - #2 East

W Pacific	#15	78-49
W Illinois	#7	63-59
L Marquette	#3	61-71

North Carolina - #8 South

W Villanova	#9	78-71
L Kansas	#1	58-70

NC State - #8 East

L Temple	#9	72-76
----------	----	-------

2014 (6-6)

Virginia - #1 East

W Coastal Carolina	#16	70-59
W Memphis	#8	78-60
L Michigan State	#4	59-61

Syracuse - #3 South

W Western Michigan	#14	77-53
L Dayton	#11	53-55

North Carolina - #6 East

W Providence	#11	79-77
--------------	-----	-------

L Iowa State	#3	83-85
--------------	----	-------

Pittsburgh - #9 South

W Colorado	#8	77-48
L Florida	#1	45-61

NC State - #12 Midwest

W Xavier	#12	74-59
L Saint Louis	#5	ot 80-83

Duke - #3 Midwest

L Mercer	#14	71-78
----------	-----	-------

2015 (17-5)

Duke - #1 South

W Robert Morris	#16	85-56
W San Diego State	#8	68-49
W Utah	#5	63-57
W Gonzaga	#2	66-52

Final Four

W Michigan State	#7	81-61
W Wisconsin	#1	68-63

Notre Dame - #3 Midwest

W Northeastern	#14	69-65
W Butler	#8	ot 67-65
W Wichita State	#7	81-70
L Kentucky	#1	66-68

Louisville - #4 East*

W UC Irvine	#13	59-57
W Northern Iowa	#5	66-53
W NC State	#8	75-65
L Michigan State	#7	ot 70-76

North Carolina - #4 West

W Harvard	#13	67-65
W Arkansas	#5	87-78
L Wisconsin	#1	72-79

NC State - #8 East

W LSU	#9	66-65
W Villanova	#1	71-68
L Louisville	#4	65-75

Virginia - #2 East

W Belmont	#15	79-67
L Michigan State	#7	54-60

2016 (19-7)

North Carolina - #1 East

W Florida Gulf Coast	#16	83-67
W Providence	#9	85-66
W Indiana	#5	101-86
W Notre Dame	#6	88-74

Final Four

W Syracuse	#10	83-66
L Villanova	#2	74-77

Syracuse - #10 Midwest

W Dayton	#7	70-51
W Middle Tennessee	#15	75-50
W Gonzaga	#11	63-60
W Virginia	#1	68-62

Final Four

L North Carolina	#1	66-83
------------------	----	-------

Virginia - #1 Midwest

W Hampton	#16	81-45
W Butler	#9	77-69
W Iowa State	#4	84-71
L Syracuse	#10	62-68

Notre Dame - #6 East

W Michigan	#11	70-63
W Stephen F. Austin	#14	76-75
W Wisconsin	#7	61-56
L North Carolina	#1	74-88

Duke - #4 West

W UNC Wilmington	#13	93-85
W Yale	#12	71-64

L Oregon	#1	68-82
----------	----	-------

Miami - #3 South

W Buffalo	#14	79-72
W Wichita State	#11	65-57
L Villanova	#2	69-92

Pittsburgh - #10 East

L Wisconsin	#7	43-47
-------------	----	-------

2017 (11-8)

North Carolina - #1 South

W Texas Southern	#16	103-64
W Arkansas	#8	72-65
W Butler	#4	92-80
W Kentucky	#2	75-73

Final Four

W Oregon	#3	77-76
W Gonzaga	#1	71-65

Duke - #2 East

W Troy	#15	87-65
L South Carolina	#7	81-88

Louisville - #2 Midwest

W Jacksonville State	#15	78-63
L Michigan	#7	69-73

Florida State - #3 West

W Florida Gulf Coast	#14	86-80
L Xavier	#11	66-91

Virginia - #5 East

W UNC-Wilmington	#12	76-71
L Florida	#4	39-65

Notre Dame - #5 West

W Princeton	#12	60-58
L West Virginia	#4	71-83

Miami - #8 Midwest

L Michigan State	#9	58-78
------------------	----	-------

Virginia Tech - #9 East

L Wisconsin	#8	74-84
-------------	----	-------

Wake Forest - #11 South

L Kansas State	#11	88-95
----------------	-----	-------

2018 (12-9)

Duke - #2 Seed Midwest

W Iona	#15	89-67
W Rhode Island	#7	87-62
W Syracuse	#11	69-65
L Kansas	#1	ot 81-85

Florida State - #9 Seed West

W Missouri	#8	67-54
W Xavier	#1	75-70
W Gonzaga	#4	75-60
L Michigan	#3	54-58

Syracuse - #11 Seed Midwest

W Arizona State	#11	60-56
W TCU	#6	57-52
W Michigan State	#3	55-53
L Duke	#2	65-69

Clemson - #5 Seed Midwest

W New Mexico State	#12	79-68
W Auburn	#4	84-53
L Kansas	#1	76-80

North Carolina - #2 Seed West

W Lipscomb	#15	84-66
L Texas A&M	#7	65-86

NC State - #9 Seed Midwest

L Seton Hall	#8	83-94
--------------	----	-------

Virginia - #1 Seed South

L UMBC	#16	54-74
--------	-----	-------

Miami - #6 Seed South

L Loyola Chicago	#15	62-64
------------------	-----	-------

Virginia Tech - #8 Seed East

L Alabama	#9	83-86
-----------	----	-------

2019 (15-6)

Duke - #1 Seed East

W	North Dakota State	#16	85-62
W	UCF	#9	77-76
W	Virginia Tech	#4	75-73
L	Michigan State	#2	67-68

Florida State - #4 Seed West

W	Vermont	#13	76-69
W	Murray State	#12	90-62
L	Gonzaga	#1	58-72

Louisville - #7 Seed East

L	Minnesota	#10	76-86
---	-----------	-----	-------

North Carolina - #1 Seed Midwest

W	Iona	#16	88-73
W	Washington	#9	81-59
L	Auburn	#5	80-97

Syracuse - #8 Seed West

L	Baylor	#9	69-78
---	--------	----	-------

Virginia - #1 Seed South

W	Gardner-Webb	#16	71-56
W	Oklahoma	#9	63-51
W	Oregon	#12	53-49
W	Purdue	#3	ot 80-75

Final Four

W	Auburn	#5	63-62
W	Texas Tech	#3	ot 85-77

Virginia Tech - #4 Seed East

W	Saint Louis	#13	66-52
W	Liberty	#12	67-58
L	Duke	#1	73-75

2020

No tournament held (COVID-19 pandemic)

2021 (4-7)

Florida State - #4 East

W	UNC Greensboro	#13	64-54
W	Colorado	#5	71-53
L	Michigan	#1	58-76

Virginia - #4 West

L	Ohio	#13	58-62
---	------	-----	-------

Clemson - #7 Midwest

L	Rutgers	#10	56-60
---	---------	-----	-------

North Carolina - #8 South

L	Wisconsin	#9	62-85
---	-----------	----	-------

Georgia Tech - #9 Midwest

L	Loyola Chicago	#8	60-71
---	----------------	----	-------

Virginia Tech - #10 South

L	Florida	#7	ot 70-75
---	---------	----	----------

Syracuse - #11 Midwest

W	San Diego State	#6	78-62
W	West Virginia	#3	75-72
L	Houston	#2	46-62

2022 (14-5)

North Carolina - #8 East

W	Marquette	#9	95-63
W	Baylor	#1	ot 93-86
W	UCLA	#4	73-66
W	Saint Peter's	#15	69-49

Final Four

W	Duke	#2	81-77
L	Kansas	#1	69-72

Duke - #2 West

W	Cal State Fullerton	#15	78-61
W	Michigan State	#7	85-76
W	Texas Tech	#3	78-73
W	Arkansas	#4	78-69

Final Four

L	North Carolina	#8	77-81
---	----------------	----	-------

Miami - #10 Midwest

W	Southern California	#7	68-66
W	Auburn	#2	79-61
W	Iowa State	#11	70-56
L	Kansas	#1	50-76

Notre Dame - #11 West

W	Rutgers	#11	2ot 89-87
W	Alabama	#6	78-64
L	Texas Tech	#3	53-59

Virginia Tech - #10 East

L	Texas	#6	73-81
---	-------	----	-------

2023 (7-5)

Miami - #5 Midwest

W	Drake	#12	63-56
W	Indiana	#4	85-69
W	Houston	#1	89-75
W	Texas	#2	88-81

Final Four

L	Connecticut	#4	59-72
---	-------------	----	-------

Pitt - #11 Midwest

W	Mississippi State	#11	60-59
W	Iowa State	#6	59-41
L	Xavier	#3	73-84

Duke - #5 East

W	Oral Roberts	#12	72-51
L	Tennessee	#4	52-65

Virginia - #4 South

L	Furman	#13	67-68
---	--------	-----	-------

NC State - #11 South

L	Creighton	#11	63-72
---	-----------	-----	-------

2024 (12-5)

NC State - #10 South

W	Texas Tech	#6	80-67
W	Oakland	#14	ot 79-73
W	Marquette	#2	67-58
W	Duke	#4	76-64

Final Four

L	Purdue	#1	50-63
---	--------	----	-------

Clemson - #6 West

W	New Mexico	#11	77-56
W	Baylor	#3	72-64
W	Arizona	#2	77-72
L	Alabama	#4	82-89

Duke - #4 South

W	Vermont	#13	64-47
W	James Madison	#12	93-55
W	Houston	#1	54-51
L	NC State	#10	64-76

North Carolina - #1 West

W	Wagner	#16	90-62
W	Michigan State	#9	85-69
L	Alabama	#4	87-89

Virginia - #10 Midwest

L	Colorado State	#10	42-67
---	----------------	-----	-------

*appearances vacated

BOSTON COLLEGE (18 appearances; 22-19)

Year	Seed	W-L	Result	Head Coach
1958	-	0-1	Round of 24 (1st rd)	Donald Martin
1967	-	2-1	National Quarterfinals (3rd rd)	Bob Cousy
1968	-	0-1	Round of 23 (1st rd)	Bob Cousy
1975	-	1-2	Sweet 16 (2nd rd)	Bob Zuffelato
1981	5	2-1	Sweet 16 (3rd rd)	Tom Davis
1982	8	3-1	Elite Eight (4th rd)	Tom Davis
1983	4	1-1	Sweet 16 (3rd rd)	Gary Williams
1985	11	2-1	Sweet 16 (3rd rd)	Gary Williams
1994	9	3-1	Elite Eight (4th rd)	Jim O'Brien
1996	11	1-1	Round of 32 (2nd rd)	Jim O'Brien
1997	5	1-1	Round of 32 (2nd rd)	Jim O'Brien
2001	3	1-1	Round of 32 (2nd rd)	Al Skinner
2002	11	0-1	Round of 64 (1st rd)	Al Skinner
2004	6	1-1	Round of 32 (2nd rd)	Al Skinner
2005	4	1-1	Round of 32 (2nd rd)	Al Skinner
2006	4	2-1	Sweet 16 (3rd rd)	Al Skinner
2007	7	1-1	Round of 32 (2nd rd)	Al Skinner
2009	7	0-1	Round of 64 (1st rd)	Al Skinner

CALIFORNIA (19 appearances; 20-19)

1946	-	1-2	National Semifinals (2nd rd)	Nibs Price
1957	-	1-1	National Quarterfinals (3rd rd)	Pete Newell
1958	-	1-1	National Quarterfinals (3rd rd)	Pete Newell
1959	-	4-0	NCAA CHAMPION (5th rd)	Pete Newell
1960	-	4-1	National Championship (5th rd)	Pete Newell
1990	9	1-1	Round of 32 (2nd rd)	Lou Campanelli
1993	6	2-1	Sweet 16 (3rd rd)	Todd Bozeman
1994	5	0-1	Round of 64 (1st rd)	Todd Bozeman
1996	12	0-1	Round of 64 (1st rd)	Todd Bozeman
1997	5	2-1	Sweet 16 (3rd rd)	Ben Braun
2001	8	0-1	Round of 64 (1st rd)	Ben Braun
2002	6	1-1	Round of 32 (2nd rd)	Ben Braun
2003	8	1-1	Round of 32 (2nd rd)	Ben Braun
2006	7	0-1	Round of 64 (1st rd)	Ben Braun
2009	7	0-1	Round of 64 (1st rd)	Mike Montgomery
2010	8	1-1	Round of 32 (2nd rd)	Mike Montgomery
2012	12	0-1	Round of 68 (First Four)	Mike Montgomery
2013	12	1-1	Round of 32 (3rd rd)	Mike Montgomery
2016	4	0-1	Round of 64 (1st rd)	Cuonzo Martin

CLEMSON (13 appearances; 12-13)

1980	6	3-1	Elite Eight (4th rd)	Bill C. Foster
1987	4	0-1	Round of 64 (1st rd)	Cliff Ellis
1989	9	1-1	Round of 32 (2nd rd)	Cliff Ellis
1990 [^]	5	2-1	Sweet 16 (3rd rd)	Cliff Ellis
1996	9	0-1	Round of 64 (1st rd)	Rick Barnes
1997	4	2-1	Sweet 16 (3rd rd)	Rick Barnes
1998	6	0-1	Round of 64 (1st rd)	Rick Barnes
2008	5	0-1	Round of 64 (1st rd)	Oliver Purnell
2009	7	0-1	Round of 64 (1st rd)	Oliver Purnell
2010	9	0-1	Round of 64 (1st rd)	Oliver Purnell
2011	12	1-1	Round of 64 (2nd rd)	Brad Brownell
2018	5	2-1	Sweet 16 (3rd rd)	Brad Brownell
2021	7	0-1	Round of 64 (1st rd)	Brad Brownell
2024	6	3-1	Elite Eight (4th rd)	Brad Brownell

DUKE (46 appearances; 118-40)

1955	-	0-1	Round of 24 (1st rd)	Harold Bradley
1960	-	2-1	National Quarterfinals (3rd rd)	Vic Bubas
1963	-	3-1	National Semifinals (4th rd)	Vic Bubas
1964	-	3-1	National Championship (5th rd)	Vic Bubas
1966	-	3-1	National Semifinals (4th rd)	Vic Bubas
1978	-	4-1	National Championship (5th rd)	Bill E. Foster
1979	2	0-1	Round of 32 (2nd rd)	Bill E. Foster
1980	4	2-1	Elite Eight (4th rd)	Bill E. Foster
1984	3	0-1	Round of 32 (2nd rd)	Mike Krzyzewski
1985	3	1-1	Round of 32 (2nd rd)	Mike Krzyzewski
1986	1	5-1	National Championship (6th rd)	Mike Krzyzewski
1987	5	2-1	Sweet 16 (3rd rd)	Mike Krzyzewski
1988	2	4-1	National Semifinals (5th rd)	Mike Krzyzewski
1989	2	4-1	National Semifinals (5th rd)	Mike Krzyzewski

1990	3	5-1	National Championship (6th rd)	Mike Krzyzewski
1991	2	6-0	NCAA CHAMPION (6th rd)	Mike Krzyzewski
1992	1	6-0	NCAA CHAMPION (6th rd)	Mike Krzyzewski
1993	3	1-1	Round of 32 (2nd rd)	Mike Krzyzewski
1994	2	5-1	National Championship (6th rd)	Mike Krzyzewski
1996	8	0-1	Round of 64 (1st rd)	Mike Krzyzewski
1997	2	1-1	Round of 32 (2nd rd)	Mike Krzyzewski
1998	1	3-1	Elite Eight (4th rd)	Mike Krzyzewski
1999	1	5-1	National Championship (6th rd)	Mike Krzyzewski
2000	1	2-1	Sweet 16 (3rd rd)	Mike Krzyzewski
2001	1	6-0	NCAA CHAMPION (6th rd)	Mike Krzyzewski
2002	1	2-1	Sweet 16 (3rd rd)	Mike Krzyzewski
2003	3	2-1	Sweet 16 (3rd rd)	Mike Krzyzewski
2004	1	4-1	National Semifinals (5th rd)	Mike Krzyzewski
2005	1	2-1	Sweet 16 (3rd rd)	Mike Krzyzewski
2006	1	2-1	Sweet 16 (3rd rd)	Mike Krzyzewski
2007	6	0-1	Round of 64 (1st rd)	Mike Krzyzewski
2008	2	1-1	Round of 32 (2nd rd)	Mike Krzyzewski
2009	2	2-1	Sweet 16 (3rd rd)	Mike Krzyzewski
2010	1	6-0	NCAA CHAMPION (6th rd)	Mike Krzyzewski
2011	1	2-1	Sweet 16 (4th rd)	Mike Krzyzewski
2012	2	0-1	Round of 64 (2nd rd)	Mike Krzyzewski
2013	1	3-1	Elite Eight (5th rd)	Mike Krzyzewski
2014	3	0-1	Round of 64 (1st rd)	Mike Krzyzewski
2015	1	6-0	NCAA CHAMPION (6th rd)	Mike Krzyzewski
2016	4	2-1	Sweet 16 (4th rd)	Mike Krzyzewski
2017	2	1-1	Round of 32 (2nd rd)	Mike Krzyzewski
2018	2	3-1	Elite Eight (4th rd)	Mike Krzyzewski
2019	1	3-1	Elite Eight (4th rd)	Mike Krzyzewski
2022	2	4-1	National Semifinals (5th rd)	Mike Krzyzewski
2023	5	1-1	Round of 32 (2nd rd)	Jon Scheyer
2024	4	3-1	Elite Eight (4th rd)	Jon Scheyer

FLORIDA STATE (18 appearances; 23-18)

1968	-	0-1	Round of 23 (1st rd)	Hugh Durham
1972	-	4-1	National Championship (5th rd)	Hugh Durham
1978	-	0-1	Round of 32 (1st rd)	Hugh Durham
1980	8	1-1	Round of 32 (2nd rd)	Joe Williams
1988	12	0-1	Round of 64 (1st rd)	Pat Kennedy
1989	4	0-1	Round of 64 (1st rd)	Pat Kennedy
1991	7	1-1	Round of 32 (2nd rd)	Pat Kennedy
1992	3	2-1	Sweet 16 (3rd rd)	Pat Kennedy
1993	3	3-1	Elite Eight (4th rd)	Pat Kennedy
1998	12	1-1	Round of 32 (2nd rd)	Steve Robinson
2009	5	0-1	Round of 64 (1st rd)	Leonard Hamilton
2010	9	0-1	Round of 64 (1st rd)	Leonard Hamilton
2011	10	2-1	Sweet 16 (4th rd)	Leonard Hamilton
2012	3	1-1	Round of 32 (2nd rd)	Leonard Hamilton
2017	3	1-1	Round of 32 (2nd rd)	Leonard Hamilton
2018	9	3-1	Elite Eight (4th rd)	Leonard Hamilton
2019	4	2-1	Sweet 16 (3rd rd)	Leonard Hamilton
2021	4	2-1	Sweet 16 (3rd rd)	Leonard Hamilton

GEORGIA TECH (17 appearances; 23-17)

1960	-	1-1	National Quarterfinals (3rd rd)	Wack Hyder
1985	2	3-1	Elite Eight (4th rd)	Bobby Cremins
1986	2	2-1	Sweet 16 (3rd rd)	Bobby Cremins
1987	7	0-1	Round of 64 (1st rd)	Bobby Cremins
1988	5	1-1	Round of 32 (2nd rd)	Bobby Cremins
1989	6	0-1	Round of 64 (1st rd)	Bobby Cremins
1990	4	4-1	National Semifinals (5th rd)	Bobby Cremins
1991	8	1-1	Round of 32 (2nd rd)	Bobby Cremins
1992	7	2-1	Sweet 16 (3rd rd)	Bobby Cremins
1993	4	0-1	Round of 64 (1st rd)	Bobby Cremins
1996	3	2-1	Sweet 16 (3rd rd)	Bobby Cremins
2001	8	0-1	Round of 64 (1st rd)	Paul Hewitt
2004	3	5-1	National Championship (6th rd)	Paul Hewitt
2005	5	1-1	Round of 32 (2nd rd)	Paul Hewitt
2007	10	0-1	Round of 64 (1st rd)	Paul Hewitt
2010	10	1-1	Round of 32 (2nd rd)	Paul Hewitt
2021	9	0-1	Round of 64 (1st rd)	Josh Pastner

LOUISVILLE (39 appearances; 61-41)

1951	-	0-1	Round of 16 (1st rd)	"Peck" Hickman
1959	-	3-2	National Semifinals (4th rd)	"Peck" Hickman
1961	-	2-1	Round of 16 (2nd rd)	"Peck" Hickman
1964	-	0-1	Round of 32 (1st rd)	"Peck" Hickman
1967	-	0-2	Round of 32 (1st rd)	"Peck" Hickman
1968	-	1-1	Round of 32 (1st rd)	"Peck" Hickman
1972	-	2-2	National Semifinals (4th rd)	Denny Crum
1974	-	0-2	Round of 32 (1st rd)	Denny Crum
1975	-	4-1	Final Four (4th rd)	Denny Crum
1977	-	0-1	Round of 32 (1st rd)	Denny Crum
1978	-	1-1	Sweet 16 (2nd rd)	Denny Crum
1979	3	1-1	Sweet 16 (3rd rd)	Denny Crum
1980	2	5-0	NCAA CHAMPION (5th rd)	Denny Crum
1981	4	0-1	Round of 48 (1st rd)	Denny Crum
1982	3	3-1	National Semifinals (5th rd)	Denny Crum
1983	1	3-1	National Semifinals (5th rd)	Denny Crum
1984	5	2-1	Sweet 16 (3rd rd)	Denny Crum
1986	2	6-0	NCAA CHAMPION (6th rd)	Denny Crum
1988	5	2-1	Sweet 16 (3rd rd)	Denny Crum
1989	4	2-1	Sweet 16 (3rd rd)	Denny Crum
1990	4	1-1	Round of 64 (2nd rd)	Denny Crum
1992	8	1-1	Round of 64 (2nd rd)	Denny Crum
1993	4	2-1	Sweet 16 (3rd rd)	Denny Crum
1994	3	2-1	Sweet 16 (3rd rd)	Denny Crum
1995	11	0-1	Round of 64 (1st rd)	Denny Crum
1996	6	2-1	Sweet 16 (3rd rd)	Denny Crum
1997	4	3-1	Elite Eight (4th rd)	Denny Crum
1999	7	0-1	Round of 64 (1st rd)	Denny Crum
2000	7	0-1	Round of 64 (1st rd)	Denny Crum
2003	4	1-1	Round of 64 (2nd rd)	Rick Pitino
2004	10	0-1	Round of 65 (1st rd)	Rick Pitino
2005	4	4-1	National Semifinals (5th rd)	Rick Pitino
2007	6	1-1	Round of 65 (2nd rd)	Rick Pitino
2008	3	3-1	Elite Eight (4th rd)	Rick Pitino
2009	1	3-1	Elite Eight (4th rd)	Rick Pitino
2010	9	0-1	Round of 65 (1st rd)	Rick Pitino
2011	4	0-1	Round of 68 (2nd rd)	Rick Pitino
2012 [^]	4	4-1	National Semifinals (5th rd)	Rick Pitino
2013 [^]	1	6-0	NCAA CHAMPION (6th rd)	Rick Pitino
2014 [^]	4	2-1	Sweet 16 (3rd rd)	Rick Pitino
2015 [^]	4	3-1	Elite Eight (4th rd)	Rick Pitino
2017	2	1-1	Round of 32 (2nd rd)	Rick Pitino
2019	7	0-1	Round of 64 (1st rd)	Chris Mack

MIAMI (12 appearances; 15-12)

1960	-	0-1	Round of 25 (1st rd)	Bruce Hale
1998	11	0-1	Round of 64 (1st rd)	Leonard Hamilton
1999	2	1-1	Round of 32 (2nd rd)	Leonard Hamilton
2000	6	2-1	Sweet 16 (3rd rd)	Leonard Hamilton
2002	5	0-1	Round of 64 (1st rd)	Perry Clark
2008	7	1-1	Round of 32 (2nd rd)	Frank Haith
2013	2	2-1	Sweet 16 (4th rd)	Jim Larrañaga
2016	3	2-1	Sweet 16 (4th rd)	Jim Larrañaga
2017	8	0-1	Round of 64 (1st rd)	Jim Larrañaga
2018	6	0-1	Round of 64 (1st rd)	Jim Larrañaga
2022	10	3-1	Elite Eight (4th rd)	Jim Larrañaga
2023	5	4-1	National Semifinals (5th rd)	Jim Larrañaga

NORTH CAROLINA (53 appearances; 133-50)

1941	-	0-2	National Quarterfinals (1st rd)	Bill Lange
1946	-	2-1	National Championship (3rd rd)	Ben Carnevale
1957	-	5-0	NCAA CHAMPION (6th rd)	Frank McGuire
1959	-	0-1	Round of 23 (1st rd)	Frank McGuire
1967	-	2-2	National Semifinals (4th rd)	Dean Smith
1968	-	3-1	National Championship (5th rd)	Dean Smith
1969	-	2-2	National Semifinals (4th rd)	Dean Smith
1972	-	3-1	National Semifinals (4th rd)	Dean Smith
1975	-	2-1	Sweet 16 (2nd rd)	Dean Smith
1976	-	0-1	Round of 32 (1st rd)	Dean Smith
1977	-	4-1	National Championship (5th rd)	Dean Smith
1978	-	0-1	Round of 32 (1st rd)	Dean Smith
1979	1	0-1	Round of 32 (2nd rd)	Dean Smith

1980	3	0-1	Round of 32 (2nd rd)	Dean Smith
1981	2	4-1	National Championship (6th rd)	Dean Smith
1982	1	5-0	NCAA CHAMPION (6th rd)	Dean Smith
1983	2	2-1	Elite Eight (4th rd)	Dean Smith
1984	1	1-1	Sweet 16 (3rd rd)	Dean Smith
1985	2	3-1	Elite Eight (4th rd)	Dean Smith
1986	3	2-1	Sweet 16 (3rd rd)	Dean Smith
1987	1	3-1	Elite Eight (4th rd)	Dean Smith
1988	2	3-1	Elite Eight (4th rd)	Dean Smith
1989	2	2-1	Sweet 16 (3rd rd)	Dean Smith
1990	8	2-1	Sweet 16 (3rd rd)	Dean Smith
1991	1	4-1	National Semifinals (5th rd)	Dean Smith
1992	4	2-1	Sweet 16 (3rd rd)	Dean Smith
1993	1	6-0	NCAA CHAMPION (6th rd)	Dean Smith
1994	1	1-1	Round of 32 (2nd rd)	Dean Smith
1995	2	4-1	National Semifinals (5th rd)	Dean Smith
1996	6	1-1	Round of 32 (2nd rd)	Dean Smith
1997	1	4-1	National Semifinals (5th rd)	Dean Smith
1998	1	4-1	National Semifinals (5th rd)	Bill Guthridge
1999	3	0-1	Round of 64 (1st rd)	Bill Guthridge
2000	8	4-1	National Semifinals (5th rd)	Bill Guthridge
2001	2	1-1	Round of 32 (2nd rd)	Matt Doherty
2004	6	1-1	Round of 32 (2nd rd)	Roy Williams
2005	1	6-0	NCAA CHAMPION (6th rd)	Roy Williams
2006	3	1-1	Round of 32 (2nd rd)	Roy Williams
2007	1	3-1	Elite Eight (4th rd)	Roy Williams
2008	1	4-1	National Semifinals (5th rd)	Roy Williams
2009	1	6-0	NCAA CHAMPION (6th rd)	Roy Williams
2011	2	3-1	Elite Eight (5th rd)	Roy Williams
2012	1	3-1	Elite Eight (5th rd)	Roy Williams
2013	8	1-1	Round of 32 (2nd rd)	Roy Williams
2014	6	1-1	Round of 32 (2nd rd)	Roy Williams
2015	4	2-1	Sweet 16 (3rd rd)	Roy Williams
2016	1	5-1	National Championship (6th rd)	Roy Williams
2017	1	6-0	NCAA CHAMPION (6th rd)	Roy Williams
2018	2	1-1	Round of 32 (2nd rd)	Roy Williams
2019	1	2-1	Sweet 16 (3rd rd)	Roy Williams
2021	8	0-1	Round of 64 (1st rd)	Roy Williams
2022	8	5-1	National Championship (6th rd)	Hubert Davis
2024	1	2-1	Sweet 16 (3rd rd)	Hubert Davis

NC STATE (29 appearances; 41-28)

1950	-	2-1	National Semifinals (2nd rd)	Everett Case
1951	-	1-2	National Quarterfinals (2nd rd)	Everett Case
1952	-	1-1	Round of 16 (1st rd)	Everett Case
1954	-	2-1	Round of 16 (2nd rd)	Everett Case
1956	-	0-1	Round of 25 (1st rd)	Everett Case
1965	-	1-1	Round of 16 (2nd rd)	Press Maravich
1970	-	1-1	Round of 16 (2nd rd)	Norm Sloan
1974	-	4-0	NCAA CHAMPION (6th rd)	Norm Sloan
1980	4	0-1	Round of 32 (2nd rd)	Norm Sloan
1982	7	0-1	Round of 64 (1st rd)	Jim Valvano
1983	6	6-0	NCAA CHAMPION (6th rd)	Jim Valvano
1985	3	3-1	Elite Eight (4th rd)	Jim Valvano
1986	6	3-1	Elite Eight (4th rd)	Jim Valvano
1987 [^]	11	0-1	Round of 64 (1st rd)	Jim Valvano
1988 [^]	3	0-1	Round of 64 (1st rd)	Jim Valvano
1989	5	2-1	Sweet 16 (3rd rd)	Jim Valvano
1991	6	1-1	Round of 32 (2nd rd)	Les Robinson
2002	7	1-1	Round of 32 (2nd rd)	Herb Sendek
2003	9	0-1	Round of 64 (1st rd)	Herb Sendek
2004	3	1-1	Round of 32 (2nd rd)	Herb Sendek
2005	10	2-1	Sweet 16 (3rd rd)	Herb Sendek
2006	10	1-1	Round of 32 (2nd rd)	Herb Sendek
2012	11	2-1	Sweet 16 (3rd rd)	Mark Gottfried
2013	8	0-1	Round of 64 (2nd rd)	Mark Gottfried
2014	12	1-1	Round of 64 (1st rd)	Mark Gottfried
2015	8	2-1	Sweet 16 (3rd rd)	Mark Gottfried
2018	9	0-1	Round of 64 (1st rd)	Kevin Keatts
2023	11	0-1	Round of 64 (1st rd)	Kevin Keatts
2024	10	4-1	National Semifinals (5th rd)	Kevin Keatts

NOTRE DAME (37 appearances; 40-41)

1953	-	2-1	National Quarterfinals (3rd rd)	John Jordan
1954	-	2-1	National Quarterfinals (3rd rd)	John Jordan
1957	-	2-1	Round of 16 (2nd rd)	John Jordan
1958	-	2-1	National Quarterfinals (3rd rd)	John Jordan
1960	-	0-1	Round of 32 (1st rd)	John Jordan
1963	-	0-1	Round of 32 (1st rd)	John Jordan
1965	-	0-1	Round of 32 (1st rd)	Johnny Dee
1969	-	0-1	Round of 32 (1st rd)	Johnny Dee
1970	-	1-2	Round of 16 (2nd rd)	Johnny Dee
1971	-	1-2	Round of 16 (2nd rd)	Johnny Dee
1974	-	2-1	Round of 16 (2nd rd)	Digger Phelps
1975	-	1-2	Round of 16 (2nd rd)	Digger Phelps
1976	-	1-1	Round of 16 (2nd rd)	Digger Phelps
1977	-	1-1	Round of 16 (2nd rd)	Digger Phelps
1978	-	3-2	National Semifinals (4th rd)	Digger Phelps
1979	1	2-1	Elite Eight (4th rd)	Digger Phelps
1980	4	0-1	Round of 32 (2nd rd)	Digger Phelps
1981	2	1-1	Sweet 16 (3rd rd)	Digger Phelps
1985	7	1-1	Round of 32 (2nd rd)	Digger Phelps
1986	3	0-1	Round of 64 (1st rd)	Digger Phelps
1987	5	2-1	Sweet 16 (3rd rd)	Digger Phelps
1988	10	0-1	Round of 64 (1st rd)	Digger Phelps
1989	9	1-1	Round of 32 (2nd rd)	Digger Phelps
1990	10	0-1	Round of 64 (1st rd)	Digger Phelps
2001	6	1-1	Round of 32 (2nd rd)	Mike Brey
2002	8	1-1	Round of 32 (2nd rd)	Mike Brey
2003	5	2-1	Sweet 16 (3rd rd)	Mike Brey
2007	6	0-1	Round of 64 (1st rd)	Mike Brey
2008	5	1-1	Round of 32 (2nd rd)	Mike Brey
2010	6	0-1	Round of 64 (1st rd)	Mike Brey
2011	2	1-1	Round of 32 (2nd rd)	Mike Brey
2012	7	0-1	Round of 64 (2nd rd)	Mike Brey
2013	7	0-1	Round of 64 (2nd rd)	Mike Brey
2015	3	3-1	Elite Eight (4th rd)	Mike Brey
2016	6	3-1	Elite Eight (4th rd)	Mike Brey
2017	5	1-1	Round of 32 (2nd rd)	Mike Brey
2022	11	2-1	Round of 32 (2nd rd)	Mike Brey

PITT (26 appearances; 26-28)

1941	-	1-1	National Semifinals (2nd rd)	Henry Carlson
1957	-	1-2	National Quarterfinals (2nd rd)	Bob Timmons
1958	-	0-1	Round of 24 (1st rd)	Bob Timmons
1963	-	0-1	Round of 25 (1st rd)	Bob Timmons
1974	-	2-1	National Quarterfinals (3rd rd)	Buzz Ridl
1981	10	1-1	Round of 32 (2nd rd)	Roy Chipman
1982	10	0-1	Round of 64 (1st rd)	Roy Chipman
1985	12	0-1	Round of 64 (1st rd)	Roy Chipman
1987	3	1-1	Round of 32 (2nd rd)	Paul Evans
1988	2	1-1	Round of 32 (2nd rd)	Paul Evans
1989	8	0-1	Round of 64 (1st rd)	Paul Evans
1991	6	1-1	Round of 32 (2nd rd)	Paul Evans
1993	9	0-1	Round of 64 (1st rd)	Paul Evans
2002	3	2-1	Sweet 16 (3rd rd)	Ben Howland
2003	2	2-1	Sweet 16 (3rd rd)	Ben Howland
2004	3	2-1	Sweet 16 (3rd rd)	Jamie Dixon
2005	9	0-1	Round of 64 (1st rd)	Jamie Dixon
2006	5	1-1	Round of 32 (2nd rd)	Jamie Dixon
2007	3	2-1	Sweet 16 (3rd rd)	Jamie Dixon
2008	4	1-1	Round of 32 (2nd rd)	Jamie Dixon
2009	1	3-1	Elite Eight (4th rd)	Jamie Dixon
2010	3	1-1	Round of 32 (2nd rd)	Jamie Dixon
2011	1	1-1	Round of 32 (3rd rd)	Jamie Dixon
2013	8	0-1	Round of 64 (1st rd)	Jamie Dixon
2014	9	1-1	Round of 32 (2nd rd)	Jamie Dixon
2016	10	0-1	Round of 64 (1st rd)	Jamie Dixon
2023	11	2-1	Round of 32 (2nd rd)	Jeff Capel

SMU (12 appearances; 10-14)

1955	-	0-2	Round of 24 (1st rd)	Doc Hayes
1956	-	3-2	National Semifinals (4th rd)	Doc Hayes
1957	-	1-1	Round of 16 (2nd rd)	Doc Hayes

1965	-	1-1	Round of 16 (2nd rd)	Doc Hayes
1966	-	1-1	Round of 16 (2nd rd)	Doc Hayes
1967	-	1-1	National Quarterfinals (3rd rd)	Doc Hayes
1984	9	1-1	Round of 32 (2nd rd)	Dave Bliss
1985	5	1-1	Round of 32 (2nd rd)	Dave Bliss
1988	7	1-1	Round of 32 (2nd rd)	Dave Bliss
1993	10	0-1	Round of 64 (1st rd)	John Shumate
2015	6	0-1	Round of 64 (2nd rd)	Larry Brown
2017	6	0-1	Round of 64 (1st rd)	Tim Jankovich

STANFORD (17 appearances; 23-16)

1942	-	3-0	NCAA CHAMPION (3rd rd)	Everett Dean
1989	3	0-1	Round of 64 (1st rd)	Mike Montgomery
1995	10	1-1	Round of 32 (2nd rd)	Mike Montgomery
1996	9	1-1	Round of 32 (2nd rd)	Mike Montgomery
1997	6	2-1	Sweet 16 (3rd rd)	Mike Montgomery
1998	3	4-1	Final Four (5th rd)	Mike Montgomery
1999	2	1-1	Round of 32 (2nd rd)	Mike Montgomery
2000	1	1-1	Round of 32 (2nd rd)	Mike Montgomery
2001	1	3-1	Elite Eight (4th rd)	Mike Montgomery
2002	8	1-1	Round of 32 (2nd rd)	Mike Montgomery
2003	4	1-1	Round of 32 (2nd rd)	Mike Montgomery
2004	1	1-1	Round of 32 (2nd rd)	Mike Montgomery
2005	8	0-1	Round of 64 (1st rd)	Trent Johnson
2007	11	0-1	Round of 64 (1st rd)	Trent Johnson
2008	3	2-1	Sweet 16 (3rd rd)	Trent Johnson
2014	10	2-1	Sweet 16 (3rd rd)	Johnny Dawkins

SYRACUSE (39 appearances; 66-41)

1957	-	2-1	National Quarterfinals (3rd rd)	Marc Guley
1966	-	1-1	National Quarterfinals (3rd rd)	Fred Lewis
1973	-	2-1	Round of 16 (2nd rd)	Roy Danforth
1974	-	0-1	Round of 25 (1st rd)	Roy Danforth
1975	-	3-2	National Semifinals (4th rd)	Roy Danforth
1976	-	0-1	Round of 32 (1st rd)	Roy Danforth
1977	-	1-1	Sweet 16 (2nd rd)	Jim Boeheim
1978	-	0-1	Round of 32 (1st rd)	Jim Boeheim
1979	4	1-1	Sweet 16 (3rd rd)	Jim Boeheim
1980	1	1-1	Sweet 16 (3rd rd)	Jim Boeheim
1983	6	1-1	Round of 32 (2nd rd)	Jim Boeheim
1984	3	1-1	Sweet 16 (3rd rd)	Jim Boeheim
1985	7	1-1	Round of 32 (2nd rd)	Jim Boeheim
1986	2	1-1	Round of 32 (2nd rd)	Jim Boeheim
1987	2	5-1	National Championship (6th rd)	Jim Boeheim
1988	3	1-1	Round of 32 (2nd rd)	Jim Boeheim
1989	2	3-1	Elite Eight (4th rd)	Jim Boeheim
1990	2	2-1	Sweet 16 (3rd rd)	Jim Boeheim
1991	2	0-1	Round of 64 (1st rd)	Jim Boeheim
1992	6	1-1	Round of 32 (2nd rd)	Jim Boeheim
1994	4	2-1	Sweet 16 (3rd rd)	Jim Boeheim
1995	7	1-1	Round of 32 (2nd rd)	Jim Boeheim
1996	4	5-1	National Championship (6th rd)	Jim Boeheim
1998	5	2-1	Sweet 16 (3rd rd)	Jim Boeheim
1999	8	0-1	Round of 64 (1st rd)	Jim Boeheim
2000	4	2-1	Sweet 16 (3rd rd)	Jim Boeheim
2001	5	1-1	Round of 32 (2nd rd)	Jim Boeheim
2003	3	6-0	NCAA CHAMPION (6th rd)	Jim Boeheim
2004	5	2-1	Sweet 16 (3rd rd)	Jim Boeheim
2005	4	0-1	Round of 64 (1st rd)	Jim Boeheim
2006	5	0-1	Round of 64 (1st rd)	Jim Boeheim
2009	3	2-1	Sweet 16 (3rd rd)	Jim Boeheim
2010	1	2-1	Sweet 16 (3rd rd)	Jim Boeheim
2011 ^A	3	1-1	Round of 32 (3rd rd)	Jim Boeheim
2012 ^A	1	3-1	Elite Eight (4th rd)	Jim Boeheim
2013	4	4-1	National Semifinals (5th rd)	Jim Boeheim
2014	3	1-1	Round of 32 (2nd rd)	Jim Boeheim
2016	10	4-1	National Semifinals (5th rd)	Jim Boeheim
2018	11	3-1	Sweet 16 (3rd rd)	Jim Boeheim
2019	8	0-1	Round of 64 (1st rd)	Jim Boeheim
2021	11	2-1	Sweet 16 (3rd rd)	Jim Boeheim

VIRGINIA (25 appearances; 35-25)

1976	-	0-1	Round of 32 (1st rd)	Terry Holland
1981	1	4-1	National Semifinals (5th rd)	Terry Holland
1982	1	1-1	Sweet 16 (3rd rd)	Terry Holland
1983	1	2-1	Elite Eight (4th rd)	Terry Holland
1984	7	4-1	National Semifinals (5th rd)	Terry Holland
1986	5	0-1	Round of 64 (1st rd)	Terry Holland
1987	5	0-1	Round of 64 (1st rd)	Terry Holland
1989	5	3-1	Elite Eight (4th rd)	Terry Holland
1990	7	1-1	Round of 32 (2nd rd)	Terry Holland
1991	7	0-1	Round of 64 (1st rd)	Jeff Jones
1993	6	2-1	Sweet 16 (3rd rd)	Jeff Jones
1994	7	1-1	Round of 32 (2nd rd)	Jeff Jones
1995	4	3-1	Elite Eight (4th rd)	Jeff Jones
1997	9	0-1	Round of 64 (1st rd)	Jeff Jones
2001	5	0-1	Round of 64 (1st rd)	Pete Gillen
2007	4	1-1	Round of 32 (2nd rd)	Dave Leitao
2012	11	0-1	Round of 64 (2nd rd)	Tony Bennett
2014	1	2-1	Sweet 16 (3rd rd)	Tony Bennett
2015	2	1-1	Round of 32 (2nd rd)	Tony Bennett
2016	1	3-1	Elite Eight (4th rd)	Tony Bennett
2017	5	1-1	Round of 32 (2nd rd)	Tony Bennett
2018	1	0-1	Round of 64 (1st rd)	Tony Bennett
2019	1	6-0	NCAA CHAMPION (6th rd)	Tony Bennett
2021	4	0-1	Round of 64 (1st rd)	Tony Bennett
2023	4	0-1	Round of 64 (1st rd)	Tony Bennett
2024	10	0-1	Round of 68 (First Four)	Tony Bennett

VIRGINIA TECH (13 appearances; 8-13)

1967	-	2-1	National Quarterfinals (3rd rd)	Howard Shannon
1976	-	0-1	Round of 32 (1st rd)	Don DeVoe
1979	8	1-1	Round of 32 (2nd rd)	Charles Moir
1980	7	1-1	Round of 32 (2nd rd)	Charles Moir
1985	9	0-1	Round of 64 (1st rd)	Charles Moir
1986	7	0-1	Round of 64 (1st rd)	Charles Moir
1996	9	1-1	Round of 32 (2nd rd)	Bill Foster
2007	5	1-1	Round of 32 (2nd rd)	Seth Greenberg
2017	9	0-1	Round of 64 (1st rd)	Buzz Williams
2018	8	0-1	Round of 64 (1st rd)	Buzz Williams
2019	4	2-1	Sweet 16 (3rd rd)	Buzz Williams
2021	10	0-1	Round of 64 (1st rd)	Mike Young
2022	11	0-1	Round of 64 (1st rd)	Mike Young

WAKE FOREST (23 appearances; 28-23)

1939	-	0-1	National Quarterfinals (1st rd)	Murray Greason
1953	-	1-1	Round of 16 (2nd rd)	Murray Greason
1961	-	2-1	National Quarterfinals (3rd rd)	Bones McKinney
1962	-	4-1	National Semifinals (4th rd)	Bones McKinney
1977	-	2-1	Elite Eight (3rd rd)	Carl Tacy
1981	4	0-1	Round of 32 (2nd rd)	Carl Tacy
1982	7	1-1	Round of 32 (2nd rd)	Carl Tacy
1984	4	2-1	Elite Eight (4th rd)	Carl Tacy
1991	5	1-1	Round of 32 (2nd rd)	Dave Odom
1992	9	0-1	Round of 64 (1st rd)	Dave Odom
1993	5	2-1	Sweet 16 (3rd rd)	Dave Odom
1994	5	1-1	Round of 32 (2nd rd)	Dave Odom
1995	1	2-1	Sweet 16 (3rd rd)	Dave Odom
1996	2	3-1	Elite Eight (4th rd)	Dave Odom
1997	3	1-1	Round of 32 (2nd rd)	Dave Odom
2001	7	0-1	Round of 64 (1st rd)	Dave Odom
2002	7	1-1	Round of 32 (2nd rd)	Skip Prosser
2003	2	1-1	Round of 32 (2nd rd)	Skip Prosser
2004	4	2-1	Sweet 16 (3rd rd)	Skip Prosser
2005	2	1-1	Round of 32 (2nd rd)	Skip Prosser
2009	4	0-1	Round of 64 (1st rd)	Dino Gaudio
2010	9	1-1	Round of 32 (1st rd)	Dino Gaudio
2017	11	0-1	Round of 68 (First Four)	Danny Manning

MARYLAND (24 appearances; 38-23)

1958	-	2-1	Round of 16 (2nd rd)	Bud Millikan
1973	-	1-1	National Quarterfinals (3rd rd)	Lefty Driesell
1975	-	2-1	Elite Eight (3rd rd)	Lefty Driesell
1980	2	1-1	Sweet 16 (3rd rd)	Lefty Driesell
1981	6	1-1	Round of 32 (2nd rd)	Lefty Driesell
1983	8	1-1	Round of 32 (2nd rd)	Lefty Driesell
1984	3	1-1	Sweet 16 (3rd rd)	Lefty Driesell
1985	5	2-1	Sweet 16 (3rd rd)	Lefty Driesell
1986	5	1-1	Round of 32 (2nd rd)	Lefty Driesell
1988	7	1-1	Round of 32 (2nd rd)	Bob Wade
1994	10	2-1	Sweet 16 (3rd rd)	Gary Williams
1995	3	2-1	Sweet 16 (3rd rd)	Gary Williams
1996	7	0-1	Round of 64 (1st rd)	Gary Williams
1997	5	0-1	Round of 64 (1st rd)	Gary Williams
1998	4	2-1	Sweet 16 (3rd rd)	Gary Williams
1999	2	2-1	Sweet 16 (3rd rd)	Gary Williams
2000	3	1-1	Round of 32 (2nd rd)	Gary Williams
2001	3	4-1	National Semifinals (5th rd)	Gary Williams
2002	1	6-0	NCAA CHAMPION (6th rd)	Gary Williams
2003	6	2-1	Sweet 16 (3rd rd)	Gary Williams
2004	4	1-1	Round of 32 (2nd rd)	Gary Williams
2007	4	1-1	Round of 32 (2nd rd)	Gary Williams
2009	10	1-1	Round of 32 (2nd rd)	Gary Williams
2010	4	1-1	Round of 32 (2nd rd)	Gary Williams

^denotes vacated games/appearances

NIT RECORDS BY SCHOOL

School	App	Won	Lost	Pct.	Titles	Years	Runner-Up	Last App.
Stanford	9	19	6	.760	3	1991, 2012, '15	0	2018
North Carolina	6	13	5	.722	1	1971	1	2010
Notre Dame	12	27	12	.692	0	-	4	2018
Virginia Tech	15	26	13	.667	2	1973, 1995	0	2024
Wake Forest	8	13	7	.650	1	2000	0	2024
Cal	9	14	8	.636	1	1999	0	2017
Georgia Tech	9	14	9	.609	0	-	2	2017
Virginia	14	19	12	.613	2	1980, 1992	0	2022
Florida State	10	14	10	.583	0	-	1	2016
Boston College	13	18	14	.563	0	-	1	2024
NC State	14	19	15	.559	0	-	1	2021
Louisville	15	16	15	.516	1	1956	0	2018
Clemson	18	19	18	.514	0	-	2	2023
SMU	5	5	5	.500	0	-	1	
Miami	12	11	12	.478	0	-	1	2015
Syracuse	13	13	14	.481	0	-	1	2017
Duke	5	5	6	.455	0	-	0	1981
Pitt	9	6	9	.400	0	-	0	2015
Former Members								
Maryland	8	14	7	.667	1	1972	0	2013

Results reflect only those teams that competed as members of the ACC

1967

Duke (0-1)
vs. Southern IllinoisL 63-72

1968

Duke (1-1)
vs. Oklahoma CityW 97-81
vs. St. Peter's.....L 71-100

1969

South Carolina (1-1)
vs. Southern IllinoisW 82-63
vs. Army.....L 45-59

1970

Duke (0-1)
vs. Utah.....L 75-78
North Carolina (0-1)
vs. ManhattanL 90-95

1971

North Carolina (4-0)
vs. MassachusettsW 90-49
vs. ProvidenceW 86-79
vs. DukeW 73-67
vs. Georgia TechW 84-66
Duke (2-2)
vs. DaytonW 80-68
vs. TennesseeW 78-64
vs. North CarolinaL 67-73
vs. St. Bonaventure.....ot L 88-92

1972

Maryland (4-0)
vs. St. Joseph's.....W 67-55
vs. Syracuse.....W 71-65
vs. Jacksonville.....W 91-77
vs. NiagaraW 100-69
Virginia (0-1)
vs. Lafayette.....L 71-72

1973

North Carolina (3-1)
vs. Oral RobertsW 82-65
vs. MassachusettsW 73-63
vs. Notre DameL 71-78
vs. AlabamaW 88-69

1974

North Carolina (0-1)
vs. Purdue.....L 81-82

1975

Clemson (0-1)
vs. ProvidenceL 86-91

1976

NC State (2-1)
vs. Holy Cross.....W 78-68
vs. UNC-Charlotte.....L 79-80
vs. ProvidenceW 74-69

1978

NC State (3-1)
South CarolinaW 82-70
Detroit.....W 84-77
vs. Georgetown.....ot W 86-85
vs. Texas.....L 93-101
Virginia (0-1)
Georgetownot L 68-70

1979

Clemson (1-1)
at Kentuckyot W 68-67
Old Dominion.....(2ot) L 69-71
Maryland (1-1)
Rhode Island.....(3ot) W 67-65
Ohio StateL 72-79
Virginia (1-1)
N.E. LouisianaW 79-78
at AlabamaL 88-90

1980

Virginia (5-0)
LafayetteW 67-56
Boston College.....W 57-55
MichiganW 79-68
vs. Nevada-Las Vegas.....W 90-71
vs. Minnesota.....W 58-55

1981

Duke (2-1)
North Carolina A&T.....W 79-69
AlabamaW 75-70
at PurdueL 69-81
Clemson (0-1)
TempleL 82-90

1982

Maryland (1-1)
at RichmondW 66-50
at GeorgiaL 69-83
Clemson (0-1)
Mississippi.....L 49-53

1983

Wake Forest (3-1)
at Murray StateW 87-80
at Vanderbilt.....W 75-68
South CarolinaW 78-61
vs. Fresno StateL 62-86

1984

Georgia Tech (0-1)
at Virginia TechL 74-77
NC State (0-1)
Florida State.....ot L 71-74

1985

Virginia (2-1)
at West Virginia.....W 56-55
St. Joseph'sW 68-61
at Tennessee.....L 54-61
Clemson (0-1)
at UT-ChattanoogaL 65-67
Wake Forest (0-1)
at South Florida.....L 66-77

1986

Clemson (2-1)
Middle Tennessee State...W 99-81
at GeorgiaW 77-65
at Wyoming.....L 57-62

1988

Clemson (0-1)
at Southern MississippiL 69-74

1990

Maryland (1-1)
MassachusettsW 91-81
at Penn State.....L 78-80

1992

Virginia (5-0)
at VillanovaW 83-80
TennesseeW 77-52
New MexicoW 76-71
vs. FloridaW 62-56
vs. Notre Dameot W 81-76

1993

Clemson (1-1)
AuburnW 84-72
at Alabama Birmingham....L 64-65

1994

Georgia Tech (0-1)
at SienaL 68-76
Clemson (2-1)
Southern MississippiW 96-85
at West Virginia.....W 96-79
at Vanderbilt.....L 74-89

1995

Clemson (0-1)
at Virginia TechL 54-62

1997

Florida State (4-1)
at SyracuseW 82-67
Michigan StateW 68-62
at West Virginia.....W 76-71
vs. ConnecticutW 71-65
vs. Michigan.....L 73-82
NC State (1-1)
S.W. Missouri StateW 77-66
West Virginia.....L 73-76

1998

Georgia Tech (2-1)
Seton HallW 88-78
Georgetownot W 80-79
Penn State.....L 70-75
NC State (1-1)
Kansas StateW 59-39
GeorgiaL 55-61
Wake Forest (1-1)
UNC-WilmingtonW 56-52
Vanderbilt.....L 68-72

1999

Clemson (4-1)
GeorgiaW 77-57
at RutgersW 78-68
ButlerW 89-69
vs. XavierW 79-76
vs. California.....L 60-61
Wake Forest (1-1)
AlabamaW 73-57
at XavierL 87-76
NC State (1-1)
ProvidenceW 92-86
PrincetonL 58-61
Georgia Tech (0-1)
at OregonL 64-67

2000

Wake Forest (5-0)
at Vanderbilt.....W 83-68
New MexicoW 72-65
CaliforniaW 76-59
vs. NC Stateot W 62-59
vs. Notre DameW 71-61
NC State (3-2)
TulaneW 64-60
Arizona StateW 60-57
Mississippi.....W 77-54
vs. Wake Forest.....L 59-62
vs. Penn StateL 72-74
Virginia (0-1)
Georgetown3ot L 111-115

2002

Virginia (0-1)
South CarolinaL 67-74

2003

North Carolina (2-1)
DePaulW 83-72
WyomingW 90-74
GeorgetownL 74-79
Georgia Tech (2-1)
Ohio StateW 72-58
at IowaW 79-78
at Texas Tech.....L 72-80
Virginia (1-1)
BrownW 89-73
at St. John's.....L 63-73

2004

Florida State (1-1)
at Wichita State.....2ot W 91-84
Iowa StateL 59-62
Virginia (1-1)
George WashingtonW 79-66
at VillanovaL 63-73

2005

Maryland (3-1)	
Oral Roberts.....	W 85-72
Davidson.....	W 78-63
Texas Christian.....	W 85-73
vs. South Carolina.....	L 73-85
Virginia Tech (1-1)	
Temple.....	W 60-50
at Memphis.....	L 62-83
Clemson (0-1)	
at Texas A&M.....	L 74-82
Miami (0-1)	
at South Carolina.....	L 67-69

2006

Miami (2-1)	
Oklahoma State.....	W 62-59
at Creighton.....	W 53-52
at Michigan.....	L 65-71
Florida State (1-1)	
Butler.....	W 67-63
South Carolina.....	ot L 68-69
Clemson (1-1)	
Louisiana Tech.....	W 69-53
at Louisville.....	L 68-74
Maryland (0-1)	
Manhattan.....	L 84-87
Virginia (0-1)	
at Stanford.....	L 49-65
Wake Forest (0-1)	
at Minnesota.....	L 58-73

2007

Clemson (4-1)	
East Tennessee.....	W 64-57
Mississippi.....	W 89-68
Syracuse.....	W 74-70
vs. Air Force.....	W 68-67
vs. West Virginia.....	L 73-78
Florida State (2-1)	
Toledo.....	W 77-61
Michigan.....	W 87-66
at Mississippi State.....	L 71-86
NC State (2-1)	
at Drexel.....	W 63-56
Marist.....	W 69-62
at West Virginia.....	L 66-71

2008

Maryland (1-0)	
at Minnesota.....	W 68-58
at Syracuse.....	L 72-88
Florida State (0-1)	
Akron.....	ot L 60-65
Virginia Tech (2-1)	
Morgan State.....	W 94-62
UAB.....	W 75-49
Mississippi.....	L 72-81

2009

Miami (1-1)	
at Providence.....	W 78-66
at Florida.....	L 60-74
Virginia Tech (1-1)	
Duquesne.....	2ot W 116-108
Baylor.....	L 66-84

2010

North Carolina (4-1)	
William & Mary.....	W 80-72
at Mississippi State.....	W 76-74
at UAB.....	W 60-55
Rhode Island.....	ot W 68-67
Dayton.....	L 68-79
Virginia Tech (2-1)	
Quinnipiac.....	W 81-61
Connecticut.....	W 65-63
Rhode Island.....	L 72-79
NC State (1-1)	
at South Florida.....	W 58-57
at UAB.....	L 52-72

2011

Boston College (1-1)	
at McNeese State.....	W 82-64
Northwestern.....	L 67-85
Virginia Tech (1-1)	
Bethune-Cookman.....	W 79-54
Wichita State.....	ot L 76-79
Miami (2-1)	
Florida Atlantic.....	W 85-62
Missouri State.....	W 81-72
at Alabama.....	L 64-79

2012

Miami (1-1)	
Valparaiso.....	W 66-50
Minnesota.....	L 60-78

2013

Maryland (3-1)	
Niagara.....	W 86-70
Denver.....	W 62-52
at Alabama.....	W 58-57
vs. Iowa.....	L 60-71
Virginia (2-1)	
Norfolk State.....	W 67-56
St. John's.....	W 68-50
Iowa.....	L 64-75
Florida State (0-1)	
Louisiana Tech.....	L 66-71

2014

Florida State (3-1)	
Florida Gulf Coast.....	W 58-53
Georgetown.....	W 101-90
Louisiana Tech.....	W 78-75
vs. Minnesota.....	ot L 64-67
Clemson (3-1)	
Georgia State.....	W 78-66
Illinois.....	W 50-49
Belmont.....	W 73-68
vs. SMU.....	L 59-65

2015

Miami (4-1)	
NC Central.....	W 75-71
Alabama.....	W 73-66
at Richmond.....	W 63-61
vs. Temple.....	W 60-57
vs. Stanford.....	ot L 64-66
Pitt (0-1)	
George Washington.....	L 54-60

2016

Georgia Tech (2-1)	
Houston.....	W 81-62
at South Carolina.....	W 83-66
at San Diego State.....	L 56-72
Florida State (1-1)	
Davidson.....	W 84-74
at Valparaiso.....	L 69-81
Virginia Tech (1-1)	
Princeton.....	ot W 86-81
at BYU.....	L 77-80

2017

Georgia Tech (4-1)	
Indiana.....	W 75-63
Belmont.....	W 71-57
at Mississippi.....	W 74-66
vs. CSU Bakersfield.....	W 76-61
vs. TCU.....	L 56-88
Syracuse (1-1)	
UNC Greensboro.....	W 90-77
Mississippi.....	L 80-85
Clemson (0-1)	
Oakland.....	L 69-74

2018

Louisville (2-1)	
Northern Kentucky.....	W 66-58
Middle Tennessee.....	W 84-68
Mississippi State.....	L 56-79
Notre Dame (1-1)	
Hampton.....	W 84-63
Penn State.....	L 63-73
Boston College (0-1)	
at Western Kentucky.....	L 62-79

2019

NC State (2-1)	
Hofstra.....	W 84-78
Harvard.....	W 78-77
Lipscomb.....	L 93-94
Clemson (1-1)	
Wright State.....	W 75-69
Wichita State.....	L 55-63

2021

NC State (1-1)	
vs. Davidson.....	W 75-61
vs. Colorado State.....	L 61-65

2022

Virginia (2-1)	
Mississippi State.....	W 60-57
at North Texas.....	ot W 71-69
St. Bonaventure.....	L 51-52
Wake Forest (2-1)	
Towson.....	W 74-64
VCU.....	W 80-74
at Texas A&M.....	L 52-67

2023

Clemson (0-1)	
Morehead State.....	L 64-68
Virginia Tech (0-1)	
at Cincinnati.....	L 72-81

2024

Boston College (1-1)	
at Providence.....	W 64-68
at UNLV.....	L 70-79
Virginia Tech (1-1)	
Richmond.....	W 74-58
at Ohio State.....	L 73-81
Wake Forest (1-1)	
Appalachian State.....	W 87-76
Georgia.....	L 66-72

NIT CHAMPIONS

Year	Champion
1938.....	Temple
1939.....	Long Island
1940.....	Colorado
1941.....	Long Island
1942.....	West Virginia
1943.....	St. John's
1944.....	St. John's
1945.....	DePaul
1946.....	Kentucky
1947.....	Utah
1948.....	Saint Louis
1949.....	San Francisco
1950.....	CCNY
1951.....	Brigham Young
1952.....	La Salle
1953.....	Seton Hall
1954.....	Holy Cross
1955.....	Duquesne
1956.....	Louisville
1957.....	Bradley
1958.....	Xavier
1959.....	St. John's
1960.....	Bradley
1961.....	Providence
1962.....	Dayton
1963.....	Providence
1964.....	Bradley
1965.....	St. John's
1966.....	Brigham Young
1967.....	Southern Illinois

1968.....	Dayton
1969.....	Temple
1970.....	Marquette
1971.....	North Carolina
1972.....	Maryland
1973.....	Virginia Tech
1974.....	Purdue
1975.....	Princeton
1976.....	Kentucky
1977.....	St. Bonaventure
1978.....	Texas
1979.....	Indiana
1980.....	Virginia
1981.....	Tulsa
1982.....	Bradley
1983.....	Fresno State
1984.....	Michigan
1985.....	UCLA
1986.....	Ohio State
1987.....	Southern Miss
1988.....	Connecticut
1989.....	St. John's
1990.....	Vanderbilt
1991.....	Stanford
1992.....	Virginia
1993.....	Minnesota
1994.....	Villanova
1995.....	Virginia Tech
1996.....	Nebraska
1997.....	Vacated - Michigan
1998.....	Vacated - Minnesota
1999.....	California
2000.....	Wake Forest
2001.....	Tulsa
2002.....	Memphis
2003.....	Vacated - St. John's
2004.....	Michigan
2005.....	South Carolina
2006.....	South Carolina
2007.....	West Virginia
2008.....	Ohio State
2009.....	Penn State
2010.....	Dayton
2011.....	Wichita State
2012.....	Stanford
2013.....	Baylor
2014.....	Minnesota
2015.....	Stanford
2016.....	George Washington
2017.....	TCU
2018.....	Penn State
2019.....	Texas
2020.....	No Tournament (COVID-19)
2021.....	Memphis
2022.....	Xavier
2023.....	North Texas
2024.....	Seton Hall

Bold denotes champion from ACC (at time of event)

NIT MVP

1971... Bill Chamberlain, North Carolina
1972..... Tom McMillen, Maryland
1980..... Ralph Sampson, Virginia
1992..... Bryant Stith, Virginia
2000..... Robert O'Kelley, Wake Forest