



2025

MEDIA GUIDE

U.S. WOMEN'S NATIONAL TEAM

U.S. WOMEN'S NATIONAL TEAM

- 3 New Identity, New History, New Heights
- 5 USNT Sporting Director Matt Crocker
- 7 USWNT Head Coach Emma Hayes
- 11 USWNT Player Pool
- 12 USWNT Team Staff
- 14 USWNT Player Headshots
- 16 USWNT Player Bios

42 USWNT HISTORY

- 43 2024 Final Stats
- 44 2024 Final Results
- 45 Statistics 2023-1994
- 62 All-Time Results
- 76 All-Time Results & Lineups
- 94 All-Time Head Coaches
- 95 All-Time Head-to-Head Results
- 102 Venues & Stadiums by State

117 ALL-TIME RECORDS

- 118 All-Time Player Appearances
- 121 All-Time Player Register
- 139 All-Time Individual Leaders
- 141 All-Time Attendance Records
- 145 All-Time Team and Individual Records
- 147 All-Time Miscellaneous Records

154 USWNT WORLD CUP HISTORY

- 155 All-Time USWNT World Cup Results
- 162 All-Time USWNT Player Stats
- 169 All-Time USWNT World Cup & Qualifying Appearances
- 164 FIFA Women's World Cup in the USA
- 175 FIFA Women's World Cup History

176 USWNT PROGRAMS

- 177 Programs Overview
- 178 U.S. Soccer YNT ID Centers
- 181 U.S. Soccer Talent Id Managers
- 185 USWNT Coaches
- 194 Under-23 Women's National Team
- 197 Under-20 Women's National Team
- 212 Under-19 Women's National Team

- 214 Under-18 Women's National Team
- 215 Under-17 Women's National Team
- 225 Under-16 Girls' National Team
- 229 Under-15 Girls' National Team
- 230 U.S. Women's Extended National Teams

253 COMPETITIONS

- 254 FIFA World Championships
- 260 U.S. Olympic History
- 269 Pan Am Games
- 271 Concacaf Women's Championships
- 273 SheBelieves Cup

280 U.S. SOCCER HISTORY & INFORMATION

- 281 U.S. Soccer President Cindy Parlow Cone
- 283 U.S. Soccer CEO and Sec. General JT Batson
- 285 U.S. Soccer Board of Directors / Past Presidents
- 286 Referee Program
- 288 Coaching Department
- 291 Arthur M. Blank U.S. Soccer National Training Center
- 293 Soccer Forward Foundation
- 294 U.S. Soccer Development Fund
- 295 National Soccer Hall of Fame
- 299 FIFA
- 300 Concacaf
- 301 Leagues & Affiliates
- 307 U.S. Soccer Foundation
- 309 U.S. Soccer Timeline
- 323 U.S. Soccer Players of the Year
- 327 ENT Player of the Year & ADAPTandTHRIVE Awards
- 331 Referee of the Year Awards
- 333 All-Time Team & Individual Awards

297 MEDIA INFORMATION

- 338 U.S. Soccer Communications Contact Info
- 339 Media Guidelines

U.S. SOCCER 2025 WOMEN'S NATIONAL TEAM MEDIA GUIDE

The 2025 U.S. Women's National Team Media Guide is a publication of the U.S. Soccer Communications Department. Data in this book is current through Jan. 1, 2025. If you have the USWNT version of the guide and would like a copy of the USMNT version, please contact the U.S. Soccer Communications Department at uscommunications@ussoccer.org or 312-808-1300. A digital version of the media guide is available at: www.ussoccer.com/media-services/media-guidelines

U.S. SOCCER COMMUNICATIONS, CONTENT AND MEDIA SERVICES: Michael Allardyce, Emily Cecchini, Jeff Crandall, Stuart Drew, Aaron Heifetz, Leah Kennedy, Michael Kammarman, Cynthia Martinez, Traci Messier, Michelle Miguez, Amna Subhan, Samantha Walkoff

U.S. SOCCER VIDEO DEPARTMENT: Matt Buckman, Antonella Crescimbeni, Madeline Crumpler, Brad Fosler, Edwin Hernandez, Emilee Levanas, Patrick Nichols

PHOTOGRAPHY MANAGER FOR U.S. SOCCER: John Todd / International Sports Images

WNT PHOTOGRAPHER: Brad Smith

COVER DESIGN: U.S. Soccer Brand Department / **INTERIOR DESIGN & LAYOUT:** Ron Logan

PRINTING: ABC Printing; Dean Papa; Chicago, Ill.

NEW IDENTITY, NEW HISTORY, NEW HEIGHTS

By many measures, 2024 was a banner year for the U.S. Women's National Team. Under interim head coach Twila Kilgore, and then new head coach Emma Hayes, the USWNT excised any demons from 2023 – a year in which the team still finished unbeaten in regulation time with a 14W-0L-4D record and just three goals allowed, setting a record for fewest goals allowed per game in U.S. history (in a year in which 10 or more matches were played).

Still, the bar was raised in 2024 as Hayes led the USA to an Olympic gold medal in just her 10th game on the bench and the team finished an 18-1-4 record, including a streak of 20 games unbeaten to end the year. The USA earned back the #1 spot in the FIFA Women's World Rankings after the Olympic triumph and held it as the calendar turned to 2025.

The 2024 Paris Olympics run was inspirational and a masterclass in overall mental toughness, clutch finishing and team unity. The USWNT reeled off six straight wins, advancing through the tournament in impressive fashion, downing Zambia (3-0), Germany (4-1) and a defensive-minded Australia (2-1) in group play and then winning two 1-0 matches in overtime, downing Japan in the quarterfinal and Germany in the semifinal. The 1-0 victory over Brazil in the championship game capped a glorious tournament that was led by the USA's young trio for forwards. The self-named "Triple Espresso" front line of 26-year-old Mallory Swanson (4 goals, 2 assists), 24-year-old Sophia Smith (3 goals, 2 assists) and 22-year-old Trinity Rodman (3 goals, 1 assist) scored 10 of the USA's 12 goals with one coming from reserve forward Lynn Williams and one from reserve midfielder Korbin Albert, who remarkably scored her first USWNT goal that proved to be the game-winner vs. the Matildas.

It was the USA's record fifth gold medal in women's soccer and the program's first since 2012. The USA played in its sixth Olympic final in eight appearances and 11th final in 17 world championship appearances. The USA's 11 trips to the final all-time at a world championship event (six Olympic finals, five Women's World Cup finals) are the most of any country. No other nation has reached more than four world championship finals (Germany – three World Cup finals, one Olympic final).

Now, Hayes and the team turn their attention to the long run to the 2027 FIFA Women's World Cup that will be held in Brazil. Concacaf qualifying for the next

World Cup won't commence until late in 2026 meaning there is much work to be done. With the retirement of many long-time USWNT stars, it will be a period of transition but also a year where the U.S. team continues to forge a new identity and strives to make some new history while attempting to reach new heights.

In 2025, the U.S. coaching staff will focus on a core group of players who will continue to develop relationships on the field while the staff incorporates younger players to gain experience and improve the overall depth, all with the goal of choosing the best team to qualify for Brazil. Several of the veterans who helped the USA to so much success over the past few years will still be competing for spots, providing even more motivation towards the evolution of the team. This much is clear: after dropping from the number one spot in the FIFA Women's World Rankings for the first time in eight years, and then regaining the ranking, the U.S. team is working hard to progress and improve in the increasingly competitive arena of women's international soccer.



ATTACK ATTACK ATTACK: The Triple Espresso front line of Trinity Rodman, Mallory Swanson and Sophia Smith (now Wilson) combined for 10 goals and five assists at the 2024 Olympics.



Matt CROCKER

SPORTING DIRECTOR: U.S. Soccer Federation

Matt Crocker was named as the Sporting Director for the U.S. Soccer Federation on April 25, 2023.

At the end 2023, he hired Emma Hayes as the new head coach of the U.S. Women's National Team (she would join U.S.Soccer in the spring of 2024, and then led the USA to the Olympic gold medal) and in 2024, he hired Mauricio Pochettino as head coach of the U.S. Men's National Team, marking two high-profile hires of wildly revered and talented head coaches for the USA's flagship National Teams.

Crocker, who oversees U.S. Soccer's entire Sporting Department and all technical aspects for the Federation, brought 25 years of experience in player development and coaching with proven success at the club, youth and senior international levels.

Crocker, 49, came to U.S. Soccer from his second stint at famed English club Southampton, where he was Director of Football Operations, but before that had a successful run as Head of Development Teams for the England Football Association from 2013-2020.

Crocker's leadership at the English FA coincided with the resurgence of their Youth National Teams. He helped design and implement organizational and development blueprints for both the men and women from the Under-15 women's and men's up through the full Men's and Women's National Teams. During his time as the Strategic & Cultural Lead, which included National Teams and Coach Education, England captured both the 2017 FIFA Under-17 and Under-20 World Cup titles. Two years later, England won the UEFA European Under-19 Championship.

Crocker worked closely with the Men's and Women's senior teams with England as part of the FA's Soccer leadership team alongside Gareth Southgate and Mark Sampson. The leadership team led the implementation of the England DNA and strategic plan for success.

His role at Southampton focused on the men's, women's and academy programs. The club maintained its position in the Premier League for 10 years, making it the eighth longest-serving Premier League club on one of the smallest budgets in the league. Their program is renowned for innovation and player development. He also played an important role in the development and success of Southampton FC Women, converting the program from part-time to a fully professional team that has risen from the FA National League to the Women's Championship in recent years. Under his guidance, Southampton became one of a handful of clubs where the men and women utilize the same training facility and match stadium. In December of 2022, he announced his departure from Southampton at the end of the 2022-2023 season.

During his initial tenure at Southampton from 2006-2013 he served as Academy Director and oversaw the development of future international stars like Gareth Bale, Alex Oxlade-Chamberlain, Luke Shaw and James Ward-Prowse. Crocker was fundamental in creating and implementing the 'SFC Playbook', a technical blueprint detailing the playing and training philosophy to support player development through the academy and into the First Team.

Early in his career, from 1999-2005, Crocker was the Academy Director at his hometown club, Cardiff City FC, where he created the academy program, before taking a job as Youth Development Monitor for the English Football League, which governs the three divisions below the English Premier League.

Crocker did his university education at Cardiff Metropolitan University which he earned a degree in Sports Coaching and Physical Education.





Emma HAYES

HEAD COACH: U.S. Women's National Team

BORN: Oct. 18, 1976, in Camden, England

HOMETOWN: London, England

Emma Hayes was named as the 10th full-time head coach in U.S. Women's National Team history on November 14, 2023. She officially joined U.S. Soccer in May of 2024 and coached her first matches in early June.

Hayes then memorably led the USWNT to the 2024 Olympic gold medal in just her 10th match in charge, guiding the USA to six consecutive victories in France while winning all three knockout games by 1-0 scores, with the quarterfinal and semifinal taking 120 minutes to decide.

After the 3-0 opening game win over Zambia at the Olympics, Hayes became the first USWNT head coach to win their first major tournament match by a margin of three or more goals and joined Anson Dorrance as the only head coaches in USWNT history to win their first six matches at a major tournament. Dorrance won all six games with the USWNT at the 1991 FIFA Women's World Cup.

Hayes joined three other USWNT head coaches -- of the last eight in USWNT history -- who won their first major competition (Anson Dorrance -- 1991 FIFA Women's World Cup; Pia Sundhage -- 2008 Olympics; Jill Ellis -- 2015 FIFA Women's World Cup). The gold medal victory in Paris came in the fewest matches coached before winning a World Cup or Olympics by any head coach in women's soccer history.

On Oct. 28, 2024, Hayes won her first world award as head coach of the USWNT when she was named the winner of the first Ballon d'Or given to women's soccer coaches. On Dec. 17, she won her second, being named FIFA The Best Women's Coach, marking the second time she has won the FIFA award for world women's coach of the year.

Hayes finished her first year at the helm of the USWNT with an unbeaten record of 13W-0L-2D. In those matches, nine of which were played against teams ranked in the top 15 in the world, the USA earned 10 shutouts and allowed just five goals.

Before coming to the U.S. Soccer, Hayes was the long-time head coach for Chelsea FC, one of the most successful women's teams in Europe, but she started her coaching career in the United States at the dawn of the millennium and more than two decades later took the helm of the USWNT.

Hayes came to the USA after winning her fifth consecutive Women's Super League title, clinching the championship on a dramatic last day with a 6-0 win over Manchester United. It was her seventh WSL title, the most in league history. No other club in the league has more than four titles total. Hayes left Chelsea with 15 trophies won, which included one Community Shield.

Hayes led Chelsea to five Women's Super League and Cup doubles, winning the league and the FA Cup four times in the same season and the league and the League Cup once. Chelsea won the treble in 2020-2021, taking the WSL, FA Cup and League Cup trophies.

Hayes' first Women's FA Cup title with Chelsea came during the 2014-2015 season, and the club followed it with the Women's Super League title to complete a historic and memorable double. She was the only female manager in the league at that time. Hayes led Chelsea to a second domestic double of FA Cup and WSL titles in the 2017-2018 season and reached the semifinal of the UEFA Women's Champions League for a second time.

In 2019-2020, the Blues won the WSL title and the League Cup and then successfully defended both trophies the next season while also reaching their first Champions League Final. Those successes resulted in Hayes being named WSL Manager of the Season in consecutive campaigns, and she was also honored with The Best FIFA Women's Coach Award in 2021. The triumphs of the 2021-2022 WSL season made Hayes the first coach to guide a team to three consecutive WSL titles. The 2022-2023 season marked yet another double as Chelsea won the League and FA Cups.

Hayes, who grew up in London and went to university in Liverpool, came to the USA in 2001. She coached at the youth levels – working with players as young as Under-8s – with numerous clubs in the Long Island area, coached in the New York Olympic Development Program and was a member of the Region I staff. Her first head coaching job was with the Long Island Lady Riders in the USL W-League from 2001-2003. She was the youngest female head coach in the league and was named W-League Coach of the year in 2002. From 2003 onward, she has been a consistent presenter at the annual convention for the National Soccer Coaches Association of America, now United Soccer Coaches.

After the Lady Riders, Hayes coached NCAA Division I college soccer at Iona College in New Rochelle, New York for four years where she led the Gaels to two conference championships and earned another coach of the year honor before returning to the UK where she became an assistant coach for Arsenal FC, the trailblazing club for women's pro soccer in the UK, and the Academy Director for Arsenal Ladies.

During her time in North London, the Gunners achieved unprecedented success, winning 11 major trophies during a three-season spell, including three titles in the Women's Premier League (the precursor to the WSL), three FA Women's Cups and the UEFA Women's Cup crown (the precursor to the UEFA Women's Champions League). Her role in the Arsenal backroom staff was combined with her position as Academy Director where she oversaw the development of young players at the club, many of whom currently play in the Women's Super League.

Hayes returned to the United States in 2008 and coached the Chicago Red Stars during the start of Women's Professional Soccer, the second iteration of a pro league in the United States. Before her first WPS season, with the second overall pick in the league's inaugural draft, she chose a young attacking player from the University of Portland named Megan Rapinoe. She also had stints working as a coaching consultant for the Washington Freedom and as the technical director at the Western New York Flash, which won the WPS title in 2011 with a team she helped assemble. She returned to England in 2011 and was eventually named head coach at Chelsea, where she has coached numerous national team players from more than 25 different countries.

Hayes was rewarded with an OBE – Order of the British Empire – in 2022 on the New Year's honors list for services to soccer in the UK. Hayes was named an MBE – Member of the Order of the British Empire – on the Queen's 90th birthday honors list in June of 2016 and was presented with it the following December. She was inducted into the Women's Super League Hall of Fame in 2021.

On Jan. 22, 2024, Hayes became the first woman to be presented with the Football Writers' Tribute award by the Football Writers Association (FWA) as she was honored for her outstanding contribution to the game in England.

Hayes is the second England-born coach to head the U.S. Women's National Team, after Jill Ellis, who spent the entirety of her coaching career in the United States. Hayes is also the fourth

full-time female head coach in USWNT history. She holds a UEFA Pro License.

In 2023, Hayes co-wrote a book, *Kill The Unicorn*, a leadership manual that draws on her experience in high-performance management to argue that the perception of a single great leader is a myth. In 2024, she published *A Completely Different Game*, a book in which she shares her inspirational and innately human approach to fulfilling the potential of those around her.

In college, Hayes studied European Studies, Spanish and Sociology. She is conversational in Spanish. She recently completed her work for a master's degree in Business Administration and has a master's in Intelligence and International Affairs. Hayes has a six-year-old son named Harry.



THE FEMALE LENS: Emma Hayes has approached the building of the USWNT towards in the 2027 FIFA Women's World Cup by viewing everything she does through a female lens to assist the players in their 360-degree growth as people and players.

U.S. Women’s National Team Under Head Coach
Emma Hayes June 2024-Dec. 2024

Since taking over as the U.S. Women’s National Team head coach in June of 2024, Emma Hayes has called up 40 players to take part in at least one training camp. Of those 40 players, 36 have earned at least one cap under Hayes. Hayes has given 11 players their first senior team call-ups and 11 players their first caps. Following is a breakdown of the players used by Hayes in her time on the job.

The 40 Players Called Into at Least One Camp
Under Hayes:

Albert, Korbin	Lavelle, Rose	Shaw, Jaedyn
Bethune, Croix < *	Macario, Catarina	Staab, Sam < *
Biyendolo, Lynn	Mace, Hailie	Sonnett, Emily
Campbell, Jane	Malonson, Alyssa < *	Sullivan, Andi ^
Coffey, Sam	Morgan, Alex ®	Swanson, Mallory
Davidson, Tierna	Moultrie, Olivia	Thompson, Alyssa
Dunn, Crystal	Murphy, Casey	Wiesner, Kate < ^
Fox, Emily	Naeher, Alyssa	Wilson, Sophia
Gaetino, Eva *	Nighswonger, Jenna	Yohannes, Lily *
Girma, Naomi	Rodman, Trinity	
Haught, Mandy < *	Ryan, Yazmeen < *	
Heaps, Lindsey	Sams, Emily < *	
Hershfelt, Hal < *	Sanchez, Ashley	
Krueger, Casey	Sears, Emma < *	
Tullis-Joyce, Phallon < ^	Sentnor, Ally < *	
Kingsbury, Aubrey ^		

* Earned first international cap under Hayes
^ Called into at least one camp, but has not earned a cap under Hayes
< Player called into the WNT for the first time
® Retired

2025 U.S. Women's National Team Player Pool

Following is the current player pool for the U.S. Women's National Team. USWNT head coach Emma Hayes will, for the most part, use this pool of players for training camps and matches in 2025. The pool is constantly evolving, with additional players being added and called-up. Members of the Under-23 National Team Pool or other youth national teams may be called up to the full National Team as well. An asterisk (*) indicates that a player is also eligible to play with the Under-23 Women's National Team.

Name	Pos.	Ht.	Birthdate	Caps/G	Hometown	Club	College
Albert, Korbin*	M	5-8	10/13/03	22/1	Grayslake, Ill.	OL Lyonnes (FRA)	Notre Dame
Anderson, Angelina	GK	6-0	03/22/01	0	Danville, Calif.	Angel City FC	California
Bebar, Hannah	M	5-4	09/05/01	0/0	Naperville, Ill.	Bay FC	Duke
Bethune, Croix	M	5-3	03/14/01	3/0	Alpharetta, Ga.	Washington Spirit	Georgia/USC
Biyendolo, Lynn	F	5-7	05/21/93	75/21	Fresno, Calif.	Seattle Reign FC	Pepperdine
Campbell, Jane	GK	5-9	02/17/95	8	Kennesaw, Ga.	Houston Dash	Stanford
Coffey, Sam	M	5-6	12/31/98	28/1	Sleepy Hollow, N.Y.	Portland Thorns FC	Penn State
Cook, Alana	D	5-9	04/11/97	29/1	Far Hills, N.J.	Kansas City Current	Stanford
Dahlkemper, Abby	D	5-7	05/13/93	84/0	Menlo Park, Calif.	Bay FC	UCLA
Davidson, Tierna	D	5-10	09/19/98	65/3	Menlo Park, Calif.	Gotham FC	Stanford
DeMelo, Savannah	M	5-5	03/26/98	7/0	Bellflower, Calif.	Racing Louisville FC	USC
Dickey, Claudia	GK	5-10	01/06/00		Charlotte, N.C.	Seattle Reign FC	UNC
Dunn, Crystal	D	5-1	07/03/92	155/25	Rockville Center, N.Y.	Paris St-Germain (FRA)	UNC
Fishel, Mia	F	5-7	04/30/01	3/1	San Diego, Calif.	Seattle Reign FC	UCLA
Fox, Emily	D	5-5	07/05/98	62/1	Ashburn, Va.	Arsenal FC (ENG)	UNC
Gaetano, Eva*	D	5-11	12/17/02	1/0	Dexter, Mich.	Paris St-Germain (FRA)	Notre Dame
Girma, Naomi	D	5-7	06/14/00	44/2	San Jose, Calif.	Chelsea FC (ENG)	Stanford
Hatch, Ashley	F	5-9	05/25/95	22/5	Gilbert, Ariz.	Washington Spirit	BYU
Heaps, Lindsey	M	5-9	05/26/94	161/36	Golden, Colo.	OL Lyonnes (FRA)	–
Hershfelt, Hal	M	5-8	10/03/01	3/1	Hattiesburg, Miss.	Washington Spirit	Clemson
Howell, Jaelin	M	5-8	11/21/99	5/1	Windsor, Colo.	Gotham FC	Florida State
Kingsbury, Aubrey	GK	5-9	11/20/91	2	Cincinnati, Ohio	Washington Spirit	Wake Forest
Krueger, Casey	D	5-7	08/23/90	60/0	Naperville, Ill.	Washington Spirit	Florida State
Lavelle, Rose	M	5-4	05/14/95	110/24	Cincinnati, Ohio	NJ/NY Gotham FC	Wisconsin
Macario, Catarina	F	5-5	10/04/99	19/8	San Diego, Calif.	Chelsea FC (ENG)	Stanford
Mace, Hailie	D	5-7	03/24/97	9/0	Ventura, Calif.	Kansas City Current	UCLA
Malonson, Alyssa	D	5-4	04/09/99	1/0	Spring, Texas	Bay FC	Auburn
Martin, Nealy	D	5-7	04/22/98	0/0	Birmingham, Ala.	Gotham FC	Alabama
McKeown, Tara	D	5-7	07/02/99	0/0	Newbury Park, Calif.	Washington Spirit	USC
McGlynn, Mandy	GK	5-9	11/03/98	1	Jacksonville, Fla.	Utah Royals	Virginia Tech
Moultrie, Olivia*	M	5-7	09/17/05	5/2	Wilsonville, Ore.	Portland Thorns FC	–
Murphy, Casey	GK	6-1	04/25/96	20	Bridgewater, N.J.	NC Courage	Rutgers
Nighswonger, Jenna	M	5-4	11/28/00	18/2	Huntington Bch, Calif.	Arsenal FC (ENG)	Florida State
Purce, Margaret	F	5-5	09/18/95	30/4	Silver Spring, Md.	Gotham FC	Harvard
Rodman, Trinity*	F	5-8	05/20/02	46/10	Laguna Niguel, Calif.	Washington Spirit	Washington State
Ryan, Yazmeen	F	5-6	02/25/99	3/0	Norman, Okla.	Houston Dash	TCU
Sanchez, Ashley	M	5-3	03/16/99	28/3	Monrovia, Calif.	NC Courage	UCLA
Sams, Emily	D	5/7	07/01/99	2/0	Boise, Idaho	Orlando Pride	Florida State
Sears, Emma	F	5-9	02/23/01	3/1	Dublin, Ohio	Racing Louisville FC	Ohio State
Sentnor, Ally*	F	5-4	02/18/04	2/0	Hanson, Mass.	Utah Royals	UNC
Shaw, Jaedyn*	F	5-6	11/20/04	21/8	Frisco, Texas	NC Courage	–
Sonnett, Emily	M	5-7	11/25/93	103/2	Marietta, Ga.	Gotham FC	Virginia
Stabb, Sam	D	5-7	03/28/97	1/0	San Diego, Calif.	Chicago Red Stars	Clemson
Stevens, Ella	F	5-8	12/11/97	0/0	Grayson, Ga.	Gotham FC	Duke
Sullivan, Andi	M	5-7	12/20/95	52/3	Lorton, Va.	Washington Spirit	Stanford
Swanson, Mallory	F	5-4	04/29/98	103/38	Highlands Ranch, Colo.	Chicago Red Stars	UCLA
Thompson, Alyssa*	F	5-4	11/07/04	13/1	Studio City, Calif.	Angel City FC	–
Weaver, Morgan	F	5-10	10/18/97	2/0	University Place, Wash.	Portland Thorns FC	Washington State
Williams, Ryan	D	5-6	02/23/96	0/0	Centennial, Colo.	NC Courage	TCU
Wilson, Sophia	F	5-6	08/10/00	58/24	Windsor, Colo.	Portland Thorns FC	Stanford
Yohannes, Lily*	M	5-8	06/12/07	2/1	Springfield, Va.	OL Lyonnes (FRA)	–

U.S. WNT Team Staff

Head Coach	Emma Hayes (London, England)
Assistant Coach	Denise Reddy (Hazlet, N.J.)
Assistant Coach Player Scouting Manager	Lisa Cole (Kent, Wash)
Goalkeeper Coach	Stuart Searle (Wimbledon, England)
Set Piece Coach	Gianni Vio (Venice, Italy)
Program Director	Bart Caubergh (Herk-de-Stad, Belgium)
Head of Performance	Nathan Sherlock (Orange, Australia)
Sports Scientist	Katherine Overman (Augusta, Ga.)
Director of Sporting Analytics	Tash Patel (Basildon, England)
Performance Coach	Ferdia O'Hanrahan (Dublin, Ireland)
Performance Analyst	Luis Guevara (Valencia, Venezuela)
Movement Coach	Andy Barr (London, England)
Technical Videographer	JJ Weaver (Chino Hills, Calif.)
Opposition Analyst	Cameron Meighan (Cockermouth, England)
Team Manager	Laura Lamberth (Nashville, Tenn.)
Team Administrator	Niall King (Wicklow, Ireland)
Executive Asst. to Emma Hayes	Nicky Anderson (London, England)
Athletic Trainer	Laura McLane (Sammamish, Wash.)
.....	Sarah Leslie (San Diego)
.....	Nicole Collins (Chicago)
Physical Therapist	Katie Jeanfreau (Indianapolis)
Nutritionist	Hannah Thornton (Dublin, Ireland)
Lead Team Physician	Dr. Monica Rho (Chicago)
Team Physicians	Dr. Margot Putukian (State College, Pa.)
.....	Dr. Amanda Martin (Nashville)
.....	Dr. Vehniah Tjong (Chicago)
.....	Dr. Rachel Frank (Denver)
.....	Dr. Alan Shahtaji (San Diego)
Massage Therapists	Betsy Abel (Walnut Creek, Calif.)
.....	Michelle Calabrese (Buffalo, N.Y.)
.....	Brianna Miele (Chicago)
.....	Jaelyn Winia (Albuquerque, N.M.)
.....	Natalie Fuller (San Diego)
.....	Alicia Lamb (Portland, Ore.)
Equipment Manager	Sophie Robinson (Mamaroneck, N.Y.)
Equipment Specialist	Matt Muia (Athens, Ga.)
Director of Communications	Aaron Heifetz (Long Beach, Calif.)
Director of WNT Content	Matt Buckman (Chicago)
Video Manager	Antonella Crescimbeni (Elizabeth, N.J.)
Video Coordinator	Emilee Levanas (Mission Viejo, Calif.)
Team Photographer	Brad Smith (Alexandria, Va.)
Director of Social Media	Stuart Drew (Tallahassee, Fla.)
Social Media Manager	Emily Cecchini (Orlando, Fla.)
Chef	Brandon Medley (Washington Township, N.J.)
People and Culture Consultant	Fiona Roberts (Preston, England)



THREE FOR TRINITY: In the 2024 Olympic quarterfinal match, Trinity Rodman scored her third goal of the tournament, which was the game-winner in the 1-0 victory over Japan.

2025 U.S. WOMEN'S NATIONAL TEAM



Korbin Albert
Midfielder



Lynn Biyendolo
Forward



Jane Campbell
Goalkeeper



Sam Coffey
Defender



Tierna Davidson
Defender



Crystal Dunn
Defender



Emily Fox
Defender



Naomi Girma
Defender



Lindsey Heaps
Midfielder



Rose Lavelle
Midfielder



Catarina Macario
Forward



Mandy McGlynn
Goalkeeper

2025 U.S. WOMEN'S NATIONAL TEAM

15
USWNT



Tara McKeown
Defender



Casey Murphy
Goalkeeper



Jenna Nighswonger
Midfielder



Trinity Rodman
Forward



Yazmeen Ryan
Forward



Emily Sams
Defender



Ally Sentnor
Forward



Jaedyn Shaw
Forward



Emily Sonnet
Defender



Mallory Swanson
Forward



Alyssa Thompson
Forward



Phallon Tullis-Joyce
Goalkeeper



Sophia Wilson
Forward



Lily Yohannes
Midfielder



Korbin **ALBERT**

POSITION: Midfielder
HEIGHT: 5-8 (1.72 m)
BORN: Oct. 13, 2003, in Lake Forrest, Ill.
HOMETOWN: Grayslake, Ill.
COLLEGE: Notre Dame
CLUB: OL Lyonnes (FRA)

CAREER STATS	GP/GS	MIN	G	A	Y	R	W-L-T
2023	1/0	22	0	0	0	0	1-0-0
2024	21/11	1162	1	1	0	0	16-1-4
2 Years	22/11	1184	1	1	0	0	17-1-4

First USWNT Cap: Dec. 5, 2023 vs. China PR

First USWNT Goal: July 31, 2024 vs. Australia

Professional Club History:
2023-2025 Paris Saint-Germain (FRA)
2023-Present OL Lyonnes (FRA)

College History:
2021-2022 Notre Dame

USYNT History:
2017-2019 U.S. U-15 Girls' National Team
2019 U.S. U-17 Women's National Team
2022 U.S. U-20 Women's National Team

World Championship History:
2022 FIFA U-20 Women's World Cup
2024 Paris Olympics

Concacaf Championship History:
2024 Concacaf W Gold Cup

Lynn BIYENDOLO

17
USWNT


POSITION: Forward

HEIGHT: 5-7 (1.70 m)

BORN: May 21, 1993, in Fresno, Calif.

HOMETOWN: Fresno, Calif.

COLLEGE: Pepperdine

CLUB: Seattle Reign FC

CAREER STATS	GP/GS	MIN	G	A	Y	R	W-L-T
2016	4/3	225	1	1	1	0	4-0-0
2017	11/4	484	3	0	1	0	8-2-1
2018	4/0	67	0	0	0	0	3-0-1
2019	2/0	90	2	0	0	0	2-0-0
2020	8/5	486	3	6	0	0	8-0-0
2021	16/10	838	5	4	0	0	11-1-4
2022	2/0	56	0	0	0	0	2-0-0
2023	12/5	575	3	1	1	0	9-0-3
2024	16/4	695	4	1	0	0	12-1-3
9 Years	75/31	3516	21	13	3	0	59-4-12

First USWNT Cap: Oct. 19, 2016, vs. Switzerland

First USWNT Goal: Oct. 19, 2016, vs. Switzerland

Professional Club History:

2015-2016	Western New York Flash
2017-2021	North Carolina Courage
2019-2020	Western Sydney Wanderers (AUS)
2021-2022	Melbourne Victory (AUS)
2022	Kansas City Current
2023-2024	NJ/NJ Gotham FC
2025-Present	Seattle Reign FC

College History:

2011-2014	Pepperdine
-----------	------------

USYNT History:

2013-2015	U.S. U-23 Women's National Team
-----------	---------------------------------

World Championship History:

2021	Tokyo Olympics
2023	FIFA Women's World Cup
2024	Paris Olympics

Concacaf Championship History:

2020	Concacaf Women's Olympic Qualifying Championship
2022	Concacaf W Championship



Jane **CAMPBELL**

POSITION: Goalkeeper
HEIGHT: 5-9 (1.75 m)
BORN: Feb. 2, 1999, in Kennesaw, Ga.
HOMETOWN: Kennesaw, Ga.
COLLEGE: Stanford
CLUB: Houston Dash

CAREER STATS	GP/GS	MIN	GF	GA	SHO	GAA	W-L-T
2017	2/0	61	2	0	0	0.00	0-0-0
2018	1/1	67	5	2	0	2.69	1-0-0
2021	4/4	360	26	0	4	0.00	4-0-0
2024	1/1	90	4	0	1	0.00	1-0-0
4 Years	8/6	578	37	2	5	0.31	6-0-0

First USWNT Cap: April 9, 2017 vs. Russia

First USWNT Shutout: Sept. 21, 2021 vs. Paraguay

Professional Club History:
2017-Present Houston Dash

College History:
2013-2016 Stanford

USYNT History:
2008-2010 U.S. U-15 Girls' National Team
2011-2012 U.S. U-17 Women's National Team
2013-2014 U.S. U-20 Women's National Team
2015-2018 U.S. U-23 Women's National Team

World Championship History:
2012 FIFA U-17 Women's World Cup
2014 FIFA U-20 Women's World Cup
2020 Tokyo Olympics
2024 Paris Olympics

Concacaf Championship History:
2012 Concacaf Women's U-17 Championship
2014 Concacaf Women's U-20 Championship
2024 Concacaf W Gold Cup

Sam **COFFEY**19
USWNT

POSITION: Midfielder

HEIGHT: 5-6 (1.67 m)

BORN: DECEMBER 31, 1998, IN NEW YORK, N.Y.

HOMETOWN: Sleepy Hollow, N.Y.

COLLEGE: Boston College/Penn State

CLUB: Portland Thorns FC

CAREER STATS	GP/GS	MIN	G	A	Y	R	W-L-T
2022	4/1	175	0	0	0	0	1-3-0
2023	3/1	126	1	0	0	0	3-0-0
2024	21/19	1589	0	2	4	0	16-1-4
3 Years	28/21	1890	1	2	4	0	20-4-4

First USWNT Cap: Sept. 6, 2022 vs. Nigeria**First USWNT Goal:** Dec. 5, 2023 vs. China PR.**Professional Club History:**

2022-Present Portland Thorns FC

College History:

2017-2018 Boston College

2019-2021 Penn State

USYNT History:

2015 U.S. U-18 Women's National Team

2016 U.S. U-19 Women's National Team

2017-2018 U.S. U-20 Women's National Team

2019 U.S. U-23 Women's National Team

World Championship History:

2024 Paris Olympics

Concacaf Championship History:

2018 Concacaf Women's U-20 Championship

2022 Concacaf W Championship

2024 Concacaf W Gold Cup



Tierna **DAVIDSON**

POSITION: Defender
HEIGHT: 5-10 (1.78 m)
BORN: Sept. 19, 1998, in Santa Clara, Calif.
HOMETOWN: Menlo Park, California
COLLEGE: Stanford
CLUB: Gotham FC

CAREER STATS	GP/GS	MIN	G	A	Y	R	W-L-T
2018	12/12	1049	1	2	1	0	11-0-1
2019	13/6	730	0	3	0	0	9-1-3
2020	1/1	45	0	0	0	0	1-0-0
2021	19/14	1258	0	2	0	0	13-2-4
2022	3/2	206	0	0	0	0	2-0-1
2023	3/2	242	0	0	0	0	3-0-0
2024	14/14	1151	2	0	0	0	11-0-3
7 Years	65/51	4681	3	7	1	0	50-3-12

First USWNT Cap: January 21, 2018 vs. Denmark

First USWNT Goal: August 31, 2018 vs. Chile

Professional Club History:

2019-2023 Chicago Red Stars
2024-Present Gotham FC

College History:

2016-2018 Stanford

USYNT History:

2014-16 U.S. U-18 Women's National Team
2016 U.S. U-19 Women's National Team
2017 U.S. U-23 Women's National Team
2015-18 U.S. U-20 Women's National Team

World Championship History:

2019 FIFA Women's World Cup
2021 Tokyo Olympics
2024 Paris Olympics

Concacaf Championship History:

2016 Concacaf Women's U-20 Championship
2018 Concacaf Women's U-20 Championship
2024 Concacaf W Gold Cup

Crystal DUNN

POSITION: Defender

HEIGHT: 5-1 (1.54 m)

BORN: July 3, 1992, in Queens, N.Y.

HOMETOWN: Rockville Centre, N.Y.

COLLEGE: UNC

CLUB: Paris Saint-Germain (FRA)



21 USWNT

CAREER STATS	GP/GS	MIN	G	A	Y	R	W-L-T
2013	8/6	532	0	0	0	0	7-0-1
2014	4/1	197	0	0	0	0	3-0-1
2015	8/6	488	4	3	1	0	6-1-1
2016	25/17	1494	14	8	1	0	22-0-3
2017	12/7	657	4	1	0	0	9-3-0
2018	18/15	1411	2	2	2	0	16-0-2
2019	21/20	1617	0	3	0	0	17-1-3
2020	9/9	702	0	0	0	0	9-0-0
2021	18/17	1424	0	2	0	0	13-2-3
2022	3/0	85	0	0	0	0	0-3-0
2023	14/14	969	0	0	0	0	10-0-4
2024	15/12	1095	1	1	0	0	12-1-2
12 Years	155/124	10671	25	20	4	0	124-11-20

First USWNT Cap: Feb. 13, 2013 vs. Scotland

First USWNT Goal: Sept. 20, 2015 vs. Haiti

Professional Club History:

2014-2016	Washington Spirit
2017-2018	Chelsea FC (ENG)
2018-2020	North Carolina Courage
2020-2023	Portland Thorns FC
2024-Present	Paris Saint-Germain (FRA)

College History:

2010-2013	UNC
-----------	-----

USYNT History:

2006	U.S. U-14 I.D. Camp
2008	U.S. U-17 Women's National Team
2009-12	U.S. U-20 Women's National Team

World Championship History:

2008	FIFA U-17 Women's World Cup
2010	FIFA U-20 Women's World Cup
2012	FIFA U-20 Women's World Cup
2019	FIFA Women's World Cup
2021	Tokyo Olympics
2023	FIFA Women's World Cup
2024	Paris Olympics

Concacaf Championship History:

2008	Concacaf Women's U-17 Championship
2010	Concacaf Women's U-20 Championship
2012	Concacaf Women's U-20 Championship
2016	Concacaf W. Olympic Qual. Championship
2018	Concacaf W Championship
2020	Concacaf W. Olympic Qual. Championship
2024	Concacaf W Gold Cup



Emily FOX

POSITION: Defender
HEIGHT: 5-5 (1.65 m)
BORN: July 5, 1998, in Ashburn, Va.
HOMETOWN: Ashburn, Va.
COLLEGE: UNC
CLUB: Arsenal FC (England)

CAREER STATS	GP/GS	MIN	G	A	Y	R	W-L-T
2018	2/2	139	0	0	0	0	2-0-0
2019	1/1	53	0	0	0	0	0-1-0
2021	5/3	245	0	0	0	0	3-0-2
2022	14/14	987	0	1	1	0	11-2-1
2023	17/15	1328	1	1	0	0	13-0-4
2024	23/18	1703	0	1	0	0	18-1-4
6 years	62/53	4455	1	3	1	0	47-4-11

First USWNT Cap: November 8, 2018 vs. Portugal

First USWNT Goal: April 8, 2023 vs. Republic of Ireland

Professional Club History:

2021-2022 Racing Louisville FC
2023 North Carolina Courage
2024-Present Arsenal FC (ENG)

College History:

2017-2020 UNC

USYNT History:

2013 U.S. U-15 Girls' National Team
2015 U.S. U-18 Women's National Team
2015-2018 U.S. U-20 Women's National Team
2019 U.S. U-23 Women's National Team

World Championship History:

2016 FIFA U-20 Women's World Cup
2018 FIFA U-20 Women's World Cup
2023 FIFA Women's World Cup
2024 Paris Olympics

Concacaf Championship History:

2015 Concacaf Women's U-20 Championship
2022 Concacaf W Championship
2024 Concacaf W Gold Cup

Naomi **GIRMA**23
USWNT

POSITION: Defender

Height: 5-7 (1.70 m)

BORN: June 14, 2000, in San Jose, Calif.

HOMETOWN: San Jose, Calif.

COLLEGE: Stanford

CLUB: Chelsea FC (ENG)



CAREER STATS	GP/GS	MIN	G	A	Y	R	W-L-T
2022	10/8	741	0	1	0	0	8-2-0
2023	16/16	1290	0	0	0	0	12-0-4
2024	18/18	1637	2	0	0	0	15-0-3
3 Years	44/42	3668	2	1	0	0	35-2-7

First USWNT Cap: April 12, 2022 vs. Uzbekistan**First USWNT Goal:** Oct. 30, 2024 vs. Argentina**Professional Club History:**

2022-2024	San Diego Wave
2025 - Present	Chelsea FC (ENG)

College History:

2018-2021	Stanford
-----------	----------

USYNT History:

2014	U.S. U-14 I.D. Camp
2014	U.S. U-16 Girls' National Team
2016	U.S. U-17 Women's National Team
2017	U.S. U-19 Women's National Team
2017-2020	U.S. U-20 Women's National Team

World Championship History:

2016	FIFA U-17 Women's World Cup
2018	FIFA U-20 Women's World Cup
2023	FIFA Women's World Cup
2024	Paris Olympics

Concacaf Championship History:

2016	Concacaf Women's U-17 Championship
2018	Concacaf Women's U-20 Championship
2020	Concacaf Women's U-20 Championship
2022	Concacaf W Championship
2024	Concacaf W Gold Cup



Lindsey HEAPS

POSITION: Midfielder

HEIGHT: 5-9 (1.75 m)

BORN: May 26, 1994, in Lakewood, Colo.

HOMETOWN: Golden, Colo.

COLLEGE: None

CLUB: OL Lyonnes (FRA)

CAREER STATS	GP/GS	MIN	G	A	Y	R	W-L-T
2013	2/0	40	0	1	0	0	2-0-0
2015	4/3	294	1	3	1	0	3-1-0
2016	24/14	1195	2	5	1	0	21-0-3
2017	13/6	733	1	4	1	0	9-3-1
2018	19/16	1298	3	8	0	0	17-0-2
2019	16/12	986	5	4	3	0	15-1-0
2020	8/5	503	7	3	0	0	8-0-0
2021	22/18	1707	6	5	4	0	15-2-5
2022	14/14	979	1	0	1	0	11-3-0
2023	17/17	1456	5	1	2	0	13-0-4
2024	22/21	1804	5	3	2	0	17-1-4
11 Years	161/126	10995	36	37	15	0	131-11-19

First USWNT Cap: March 8, 2013 vs. China PR

First USWNT Goal: Dec. 10, 2015 vs.
Trinidad & Tobago

Professional Club History:

2012-2016 Paris Saint-Germain (FRA)
2016-2022 Portland Thorns FC
2022-Present OL Lyonnes (FRA)

College History:

Did Not Play College Soccer

USYNT History:

2008 U.S. U-14 Girls' I.D. Camp
2009 U.S. U-15 Girls' National Team
2010 U.S. U-17 Women's National Team
2011 U.S. U-18 Women's National Team
2011-14 U.S. U-20 Women's National Team

World Championship History:

2016 Rio Olympics
2019 FIFA Women's World Cup
2021 Tokyo Olympics
2023 FIFA Women's World Cup
2024 Paris Olympics

Concacaf Championship History:

2008 Concacaf Women's U-17 Championship
2010 Concacaf Women's U-20 Championship
2012 Concacaf Women's U-20 Championship
2016 Concacaf W. Olympic Qual. Championship
2018 Concacaf W Championship
2020 Concacaf W. Olympic Qual. Championship
2022 Concacaf W Championship
2024 Concacaf W Gold Cup

Rose **LAVELLE**

POSITION: Midfielder
HEIGHT: 5-4 (1.62 m)
BORN: May 14, 1995, in Cincinnati
HOMETOWN: Cincinnati
COLLEGE: Wisconsin
CLUB: Gotham FC



25
USWNT

CAREER STATS	GP/GS	MIN	G	A	Y	R	W-L-T
2017	7/7	477	2	1	0	0	5-2-0
2018	13/9	687	4	1	0	0	12-0-1
2019	18/17	1188	4	4	0	0	15-0-3
2020	8/7	539	3	0	0	0	8-0-0
2021	22/17	1411	5	5	1	0	15-2-5
2022	16/15	1107	4	6	2	0	12-3-1
2023	8/6	532	2	4	2	0	6-0-2
2024	18/14	1130	0	3	0	0	15-1-2
8 Years	110/92	7071	24	24	5	0	88-8-14

First USWNT Cap: March 4, 2017 vs. England

First USWNT Goal: April 9, 2017 vs. Russia

Professional Club History:
2017 Boston Breakers
2018-2020 Washington Spirit
2020-2021 Manchester City (ENG)
2021-2023 OL Reign
2024-Present NJ/NY Gotham FC

College History:
2013-2016 Wisconsin

USYNT History:
2013 U.S. U-18 Women's National Team
2013-14 U.S. U-20 Women's National Team
2015-16 U.S. U-23 Women's National Team

World Championship History:
2014 FIFA U-20 Women's World Cup
2019 FIFA Women's World Cup
2021 Tokyo Olympics
2023 FIFA Women's World Cup
2024 Paris Olympics

Concacaf Championship History:
2014 Concacaf Women's U-20 Championship
2020 Concacaf W. Olympic Qual. Championship
2018 Concacaf W Championship
2022 Concacaf W Championship
2024 Concacaf W Gold Cup



Catarina **MACARIO**

POSITION: Forward

HEIGHT: 5-5 (1.65 m)

BORN: Oct. 4, 1999, in São Luis, Brazil

HOMETOWN: San Diego, Calif.

COLLEGE: Stanford

CLUB: Chelsea FC (ENG)

CAREER STATS	GP/GS	MIN	G	A	Y	R	W-L-T
2021	12/6	512	3	1	0	0	11-0-1
2022	5/5	342	5	1	0	0	4-0-1
2023	0/0	0	0	0	0	0	0-0-0
2024	2/1	73	0	1	0	0	2-0-0
4 Years	19/12	927	8	3	0	0	17-0-2

First USWNT Cap: January 18, 2021 vs. Colombia

First USWNT Goal: January 22, 2021 vs. Colombia

Professional Club History:

2021-2023 Olympique Lyon (FRA)

2023-Present Chelsea FC (ENG)

College History:

2017-2020 Stanford

USYNT History:

2012 U.S. U-14 Girls' National Team

2013 U.S. U-15 Girls' National Team

2018-2019 U.S. U-23 Women's National Team

World Championship History:

2021 Tokyo Olympics

Mandy **McGLYNN**

POSITION: Goalkeeper

HEIGHT: 5-9 (1.75 m)

BORN: November 3, 1998, in Jacksonville, Fla.

HOMETOWN: Jacksonville, Fla.

COLLEGE: Virginia Tech

CLUB: Utah Royals

27
USWNT

CAREER STATS	GP/GS	MIN	GF	GA	SHO	GAA	W-L-T
2024	1/1	90	3	0	1	0.00	1-0-0
1 Year	1/1	90	3	0	1	0.00	1-0-0

First USWNT Cap: Oct. 30, 2024 vs. Argentina**First USWNT Shutout:** Oct. 30, 2024 vs. Argentina**Professional Club History:**

2020-2021	NJ/NY Gotham FC
2021-2022	Piteå IF (SWE)
2023	NJ/NY Gotham FC
2024-Present	Utah Royals

College History:

2016-2019	Virginia Tech
-----------	---------------

USYNT History:

2016	U.S. U-18 Women's National Team
2017-2018	U.S. U-20 Women's National Team
2019	U.S. U-23 Women's National Team

World Championship History:

2018	FIFA U-20 Women's World Cup
------	-----------------------------

Concacaf Championship History:

2018	Concacaf Women's U-20 Championship
------	------------------------------------



Tara McKEON

POSITION: Defender

HEIGHT: 5-7 (1.72 m)

BORN: July 2, 1999, in Thousand Oaks, Calif.

HOMETOWN: Newbury Park, Calif.

COLLEGE: USC

CLUB: Washington Spirit

CAREER STATS

2024

GP/GS

0/0

MIN

0

G

0

A

0

Y

0

R

0

W-L-T

0-0-0

First USWNT Cap: None

First USWNT Goal: None

Professional Club History:

2021-Present Washington Spirit

College History:

2017-2021 USC

USYNT History:

2013 U.S. Soccer U-14 I.D. Camp
 2014 U.S. U-15 Girls' National Team
 2015 U.S. U-17 Women's National Team
 2016 U.S. U-18 Women's National Team
 2017-2018 U.S. U-20 Women's National Team
 2019 U.S. U-23 Women's National Team

World Championship History:

2018 FIFA U-20 Women's World Cup

Concacaf Championship History:

2018 Concacaf Women's U-20 Championship

Casey MURPHY

POSITION: Goalkeeper

HEIGHT: 6-1 (1.85 m)

BORN: April 25, 1996, in Bridgewater, N.J.

HOMETOWN: Bridgewater, N.J.

COLLEGE: Rutgers

CLUB: North Carolina Courage



29
USWNT

CAREER STATS	GP/GS	MIN	GF	GA	SHO	AVG	W-L-T
2021	2/2	180	4	1	1	0.50	1-0-1
2022	9/9	810	18	5	6	0.56	6-2-1
2023	6/6	540	15	0	6	0.00	6-0-0
2024	3/3	270	12	3	2	1.00	3-0-0
4Years	20/20	1800	49	9	15	0.45	16-2-2

First USWNT Cap: Nov. 27, 2021 vs. Australia

First USWNT Shutout: Nov. 27, 2021 vs. Australia

Professional Club History:

2018-2019	Montpellier (FRA)
2019-2020	OL Reign
2021-Present	North Carolina Courage

College History:

2014-2017	Rutgers
-----------	---------

USYNT History:

2010	U.S. U-14 I.D. Camp
2011	U.S. U-15 Girls' National Team
2013	U.S. U-18 Women's National Team
2015-2016	U.S. U-20 Women's National Team
2016	U.S. U-23 Women's National Team

World Championship History:

2016	FIFA U-20 Women's World Cup
2023	FIFA Women's World Cup
2024	Paris Olympics

Concacaf Championship History:

2022	Concacaf W Championship
2024	Concacaf W Gold Cup



Jenna NIGHSWONGER

POSITION: Midfielder

HEIGHT: 5-4 (1.62 m)

BORN: November 28, 2000, in Huntington Beach, Calif.

HOMETOWN: Huntington Beach, Calif.

COLLEGE: Florida State

CLUB: Arsenal FC (ENG)

CAREER STATS	GP/GS	MIN	G	A	Y	R	W-L-T
2023	2/1	120	0	0	0	0	2-0-0
2024	16/10	857	2	1	0	0	15-0-1
2 Years	18/11	977	2	1	0	0	17-0-1

First USWNT Cap: Dec. 2, 2023 vs. China PR

First USWNT Goal: March 2, 2024 vs. Colombia

Professional Club History:

2023-2024 NJ/NY Gotham FC
2024-2025 Arsenal FC (ENG)

College History:

2019-2022 Florida State

USYNT History:

2014 U.S. Soccer U-14 I.D. Camp
2016 U.S. U-16 Girls' National Team
2017-2018 U.S. U-19 Women's National Team
2019-2020 U.S. U-20 Women's National Team
2019-2022 U.S. U-23 Women's National Team

World Championship History:

2024 Paris Olympics

Concacaf Championship History:

2020 Concacaf Women's U-20 Championship
2024 Concacaf W Gold Cup

Trinity **RODMAN**

POSITION: Forward

HEIGHT: 5-8 (1.72 m)

BORN: May 20, 2002, in Newport Beach, Calif.

HOMETOWN: Laguna Niguel, Calif.

COLLEGE: Washington State

CLUB: Washington Spirit



CAREER STATS	GP/GS	MIN	G	A	Y	R	W-L-T
2022	10/2	343	2	0	1	0	6-3-1
2023	18/11	1077	5	5	0	0	14-0-4
2024	18/15	1289	3	4	2	0	14-1-3
3 Years	46/28	2708	10	9	3	0	34-4-8

First USWNT Cap: Jan. 17, 2022 vs. Czech Republic**First USWNT Goal:** April 12, 2022 vs. Uzbekistan**Professional Club History:**

2021-Present Washington Spirit

College History:

Did not play college soccer

USYNT History:

2016 U.S. Soccer Under-14 I.D. Camp
 2017 U.S. U-16 Girls' National Team
 2017-2018 U.S. U-17 Women's National Team
 2019-2020 U.S. U-20 Women's National Team

World Championship History:

2018 FIFA U-17 Women's World Cup
 2023 FIFA Women's World Cup
 2024 Paris Olympics

Concacaf Championship History:

2020 Concacaf Women's U-20 Championship
 2022 Concacaf W Championship
 2024 Concacaf W Gold Cup



Emily SAMS

POSITION: Defender

HEIGHT: 5-7 (1.68 m)

BORN: July 1, 1999, in Boise, Idaho

HOMETOWN: Boise, Idaho

COLLEGE: Florida State

CLUB: Orlando Pride

CAREER STATS	GP/GS	MIN	G	A	Y	R	W-L-T
2024	2/1	111	0	0	0	0	2-0-0
1 years	2/1	111	0	0	0	0	2-0-0

First USWNT Cap: October 17, 2024 vs. Iceland

First USWNT Goal: None

Professional Club History:

2022 BK Häcken (SWE)
2023-Present Orlando Pride

College History:

2017-2021 Florida State

USYNT History:

2017-2018 U.S. U-19 Women's National Team
2018 U.S. U-20 Women's National Team
2022 U.S. U-23 Women's National Team

World Championship History:

2024 Paris Olympics

Ally SENTNOR

POSITION: Forward
HEIGHT: 5-4 (1.64 m)
BORN: February 18, 2004, in Weymouth, Mass.
HOMETOWN: Hanson, Mass.
COLLEGE: UNC
CLUB: Utah Royals



33
USWNT

CAREER STATS	GP/GS	MIN	G	A	Y	R	W-L-T
2024	2/0	10	0	0	0	0	1-0-1
1 Year	2/0	10	0	0	0	0	1-0-1

First USWNT Cap: November 30, 2024 vs. England

First USWNT Goal: None

Professional Club History:
2024-Present Utah Royals

College History:
2021-2023 UNC

USYNT History:
2016 U.S. U-14 Girls' National Team
2017 U.S. U-15 Girls' National Team
2017 U.S. U-16 Girls' National Team
2018-2019 U.S. U-17 Women's National Team
2019 U.S. U-18 Women's National Team
2022-2024 U.S. U-20 Women's National Team

World Championship History:
2022 FIFA U-20 Women's World Cup
2024 FIFA U-20 Women's World Cup

Concacaf Championship History:
2024 Concacaf Women's U-20 Championship



Jaedyn SHAW

POSITION: Midfielder

HEIGHT: 5-7 (1.68 m)

BORN: November 20, 2024, in Frisco, Texas

HOMETOWN: Frisco, Texas

COLLEGE: None

CLUB: North Carolina Courage

CAREER STATS	GP/GS	MIN	G	A	Y	R	W-L-T
2023	4/1	179	2	0	0	0	3-0-1
2024	17/9	764	6	1	1	0	12-1-4
2 years	21/10	943	8	1	1	0	15-1-5

First USWNT Cap: October 26, 2023 vs. Colombia

First USWNT Goal: October 29, 2023 vs. Colombia

Professional Club History:

2022-Present San Diego Wave

College History:

Did not play college soccer

USYNT History:

2018 U.S. U-15 Girls' National Team

2020 U.S. U-20 Women's National Team

World Championship History:

2022 FIFA U-20 Women's World Cup

2024 Paris Olympics

Concacaf Championship History:

2018 Concacaf Girls' U-15 Championship

2024 Concacaf W Gold Cup

Emily **SONNETT**

POSITION: Midfielder

HEIGHT: 5-7 (1.70 m)

BORN: Nov. 25, 1993, in Arlington, Va.

HOMETOWN: Marietta, Ga.

COLLEGE: Virginia

CLUB: Gotham FC



CAREER STATS	GP/GS	MIN	G	A	Y	R	W-L-T
2015	4/1	170	0	0	0	0	3-1-0
2016	8/4	397	0	0	0	0	8-0-0
2018	14/9	874	0	1	1	0	13-0-1
2019	14/8	741	0	2	0	0	12-1-1
2020	6/4	384	0	0	0	0	6-0-0
2021	17/7	837	0	2	1	0	16-0-1
2022	6/3	365	1	0	0	0	5-0-1
2023	14/7	811	1	2	0	0	11-0-3
2024	20/8	1126	0	0	2	0	15-1-4
9 Years	103/51	5705	2	7	4	0	89-3-11

First USWNT Cap: Oct. 25, 2015 vs. Brazil**First USWNT Goal:** July 14, 2022
vs. Costa Rica**Professional Club History:**

2016-2019	Portland Thorns FC
2017-2018	Sydney FC (AUS)
2020	Orlando Pride
2020	Kopparbergs/ Göteborg FC (SWE)
2021-2022	Washington Spirit
2023	OL Reign
2024-Present	Gotham FC

College History:

2012-2015 Virginia

USYNT History:

2011	U.S. U-18 Women's National Team
2013-15	U.S. U-23 Women's National Team

World Championship History:

2019	FIFA Women's World Cup
2023	FIFA Women's World Cup
2021	Tokyo Olympics
2024	Paris Olympics

Concacaf Championship History:

2016	Concacaf W. Olympic Qual. Championship
2018	Concacaf W Championship
2020	Concacaf W. Olympic Qual. Championship
2022	Concacaf W Championship
2024	Concacaf W Gold Cup



Mallory SWANSON

POSITION: Forward

HEIGHT: 5-4 (1.62 m)

BORN: April 29, 1998, in Denver, Colo.

HOMETOWN: Highlands Ranch, Colo.

COLLEGE: UCLA

CLUB: Chicago Stars

CAREER STATS	GP/GS	MIN	G	A	Y	R	W-L-T
2016	17/12	1078	4	7	1	0	14-0-3
2017	12/9	756	2	4	0	0	9-3-0
2018	14/10	832	6	3	0	0	13-0-1
2019	19/7	841	6	2	0	0	15-1-3
2020	1/0	30	0	1	0	0	1-0-0
2021	4/3	220	0	3	0	0	3-0-1
2022	15/13	1030	7	7	0	0	13-1-1
2023	6/6	426	7	0	0	0	6-0-0
2024	15/12	1113	6	4	0	0	13-0-2
9 Years	103/72	6326	38	31	1	0	87-5-11

First USWNT Cap: Jan. 23, 2016 vs. Ireland

First USWNT Goal: Jan. 23, 2016 vs. Ireland

Professional Club History:

2017-2019 Washington Spirit

2020 Sky Blue FC

2021-Present Chicago Stars

College History:

Did not play college soccer

USYNT History:

2011-12 U.S. U-14 I.D. Camp

2012 U.S. U-17 Women's National Team

2013-14 U.S. U-17 Women's National Team

2014-16 U.S. U-20 Women's National Team

World Championship History:

2014 FIFA U-20 Women's World Cup

2016 FIFA U-20 Women's World Cup

2016 Rio Olympics

2019 FIFA Women's World Cup

2024 Paris Olympics

Concacaf Championship History:

2013 Concacaf Women's U-17 Championship

2015 Concacaf Women's U-20 Championship

2016 Concacaf W. Olympic Qual. Championship

2018 Concacaf W Championship

2022 Concacaf W Championship

Alyssa THOMPSON



POSITION: Forward
HEIGHT: 5-4 (1.62 m)
BORN: November 7, 2004, in Los Angeles, Calif.
HOMETOWN: Studio City, Calif.
COLLEGE: None
CLUB: Angel City FC

CAREER STATS	GP/GS	MIN	G	A	Y	R	W-L-T
2022	2/0	25	0	0	0	0	0-2-0
2023	7/2	208	0	1	0	0	6-0-1
2024	4/2	232	1	0	0	0	3-0-1
3 Years	13/0	465	1	1	0	0	9-2-2

First USWNT Cap: Oct. 7, 2022 vs. England

First USWNT Goal: Oct. 23, 2024 vs. Iceland

Professional Club History:
2023-Present Angel City FC

College History:
Did not play college soccer

USYNT History:
2020 U.S. U-17 Women's National Team
2022 U.S. U-20 Women's National Team

World Championship History:
2022 FIFA U-20 Women's World Cup
2023 FIFA Women's World Cup

Concacaf Championship History:
2022 Concacaf Women's U-20 Championship



Phallon **TULLIS-JOYCE**

POSITION: Goalkeeper
HEIGHT: 6-0 (1.82 m)
BORN: Oct. 19, 1996, in New York, New York
HOMETOWN: Shoreham, N.Y.
COLLEGE: Miami
CLUB: Manchester United (ENG)

CAREER STATS	GP/GS	MIN	GF	GA	SHO	AVG	W-L-T
2024	0/0	0	0	0	0	0.00	0-0-0
1 Years	0/0	0	0	0	0	0.00	0-0-0

First USWNT Cap: None

First USWNT Shutout: None

Professional Club History:
2019-2021 Stade de Reims (FRA)
2021-2023 OL Reign
2023-Present Manchester United (ENG)

College History:
2014-2018 Miami

USYNT History:
2018 U.S. U-23 Women's National Team

World Championship History:
None

Concacaf Championship History:
None

Sophia **WILSON**39
USWNT

POSITION: Forward
 HEIGHT: 5-6 (1.68 m)
 BORN: AUGUST 10, 2000, IN FORT COLLINS, COLO.
 HOMETOWN: Windsor, Colo.
 COLLEGE: Stanford
 CLUB: Portland Thorns FC

CAREER STATS	GP/GS	MIN	G	A	Y	R	W-L-T
2020	1/0	15	0	0	0	0	1-0-0
2021	9/2	329	1	3	0	0	8-0-1
2022	17/17	1192	11	1	0	0	13-3-1
2023	11/9	753	3	3	1	0	7-0-4
2024	20/12	1194	9	4	0	0	16-1-3
5 Years	58/40	3483	24	11	1	0	45-4-9

First USWNT Cap: Nov. 27, 2020 vs. the Netherlands

First USWNT Goal: Sept. 21, 2021 vs. Paraguay

Professional Club History:

2020-Present Portland Thorns FC

College History:

2018-2019 Stanford

USYNT History:

2013 U.S. Soccer Under-14 I.D. Camp
 2014 U.S. U-15 Girls' National Team
 2015 U.S. U-16 Girls' National Team
 2016 U.S. U-17 Women's National Team
 2017 U.S. U-18 Women's National Team
 2017-2018 U.S. U-20 Women's National Team
 2017-2018 U.S. U-23 Women's National Team

World Championship History:

2016 FIFA U-17 Women's World Cup
 2018 FIFA U-20 Women's World Cup
 2023 FIFA Women's World Cup
 2024 Paris Olympics

Concacaf Championship History:

2016 Concacaf Women's U-17 Championship
 2018 Concacaf Women's U-20 Championship
 2022 Concacaf W Championship
 2024 Concacaf W Gold Cup



Lily YOHANNES

POSITION: Midfielder

HEIGHT: 5-8 (1.73 m)

BORN: June 12, 2007, in Springfield, Va.

HOMETOWN: Springfield, Va.

COLLEGE: None

CLUB: OL LYONNES (FRA)

CAREER STATS	GP/GS	MIN	GF	GA	SHO	AVG	W-L-T
2024	2/0	43	1	0	0	0	2-0-0
1 Years	2/0	43	1	0	0	0	2-0-0

First USWNT Cap: June 4, 2024 vs. Korea Republic

First USWNT Goal: June 4, 2024 vs. Korea Republic

Professional Club History:

2023-2025 Ajax (NED)

2025-Present OL Lyonnes (FRA)

College History:

Did not play college soccer

USYNT History:

2022 U.S. U-15 Girls' National Team

2022 U.S. U-16 Girls' National Team

World Championship History:

None

Concacaf Championship History:

None

ALEX & ABBY: In 2012, Alex Morgan and Abby Wambach combined for 55 goals and 29 assists.



USWNT HISTORY



2024 U.S. Women's National Team Final Statistics
International Record: 18W-1L-4D (GF: 50, GA: 12)
INDIVIDUAL STATISTICS

Name	Pos.	GP/GS	Min	G	A	Y/R	Career Caps/Goals
Albert, Korbin	M	21/11	1,162	1	1	1	22/1
Bethune, Croix	M	3/0	25	0	0	0	3/0
Biyendolo, Lynn	F	16/4	695	4	1	0	75/21
Campbell, Jane	GK	1/1	90	0	0	0	8
Coffey, Sam	M	21/19	1,589	0	2	4	28/1
Dahlkemper, Abby	D	4/3	253	0	0	0	84/0
Davidson, Tierna	D	14/14	1,151	2	0	0	65/3
Dunn, Crystal	D	15/12	1,095	1	1	0	155/25
Fox, Emily	D	23/18	1,703	0	1	0	62/1
Gaetino, Eva	D	1/1	69	0	0	0	1/0
Girma, Naomi	D	18/18	1,637	2	0	0	44/2
Heaps, Lindsey	M	22/21	1,804	5	3	2	161/36
Hershfelt, Hal	M	3/1	134	0	0	0	3/0
Krueger, Casey	D	18/4	559	0	2	0	60/0
Lavelle, Rose	M	18/14	1,130	0	3	0	110/24
Macario, Catarina	F	2/1	73	0	1	0	19/8
Mace, Hailie	D	1/1	60	0	0	0	9/0
Malonson, Alyssa	D	1/1	69	0	1	0	1/0
McGlynn, Mandy	GK	1/1	90	0	0	0	1
Morgan, Alex	F	9/7	515	2	1	2	224/123
Moultrie, Olivia	M	3/2	129	2	0	0	5/2
Murphy, Casey	GK	3/3	270	0	0	0	20
Naeher, Alyssa	GK	18/18	1,710	0	0	1	115
Nighswonger, Jenna	D	16/10	857	2	1	0	18/2
Purce, Margaret	F	4/1	150	0	2	0	30/4
Rodman, Trinity	F	18/15	1,289	3	4	2	46/10
Ryan, Yazmeen	F	4/2	209	0	1	1	4/0
Sams, Emily	D	2/1	111	0	0	0	2/0
Sanchez, Ashley	M	1/1	90	0	0	0	28/3
Sauerbrunn, Becky	D	2/2	180	0	0	0	219/0
Sears, Emma	F	3/2	170	1	1	0	3/1
Sentnor, Ally	F	2/0	10	0	0	0	2/0
Shaw, Jaedyn	F	17/9	764	6	1	1	21/8
Sonnett, Emily	D	20/8	1,126	0	0	2	103/2
Staab, Sam	D	2/1	120	0	0	0	2/0
Swanson, Mallory	F	15/12	1,113	6	4	0	103/38
Thompson, Alyssa	F	4/2	232	1	0	0	13/1
Wilson, Sophia	F	20/12	1,194	9	4	0	58/24
Yohannes, Lily	M	2/0	43	1	0	0	2/1
TOTAL		23/23	2,160	50	33	16/0	
Opponents		23/23	2,160	12	4	24/2	

GOALKEEPING STATISTICS

	GP/GS	Min	W	L	T	GF	GA	SO	GAA	Career Shutouts
Campbell, Jane	1/1	90	1	0	0	4	0	1	0.00	5
McGlynn, Mandy	1/1	90	1	0	0	3	0	1	0.00	1
Murphy, Casey	3/3	270	3	0	0	10	1	2	0.33	15
Naeher, Alyssa	18/18	1,710	13	1	4	33	11	10	0.58	69
TOTAL	23/23	2,160	18	1	4	50	12	14	0.50	
Opponents	23/23	2,160	1	18	4	12	50	2	2.08	

2024 U.S. Women's National Team Final Results

2025 USWNT MEDIA GUIDE

Date	Opponent	Result	U.S. Goals	Location	Attendance
Feb. 20	Dom. Republic ©	5-0 W	Moultrie (2), Williams, Nighswonger, Morgan	Carson, Calif.	3,242
Feb. 23	Argentina ©	4-0 W	Shaw (2), Morgan, Horan	Carson, Calif.	8,315
Feb. 26	Mexico ©	0-2 L	--	Carson, Calif.	11,612
Mar. 2	Colombia ©	3-0 W	Horan, Nighswonger, Shaw	Los Angeles, Calif.	16,746
Mar. 6	Canada ©	2-2 T (3-1 PKs)	Shaw, Smith	San Diego, Calif.	15,245
Mar. 10	Brazil ©	1-0 W	Horan	San Diego, Calif.	31,528
Apr. 6	Japan SB	2-1 W	Shaw, Horan	Atlanta, Ga.	50,644
Apr. 9	Canada SB	2-2 T (5-4 PKs)	Smith (2)	Columbus, Ohio	19,049
June 1	Korea Republic	4-0 W	Swanson (2), Davidson (2)	Commerce City, Colo.	19,010
June 4	Korea Republic	3-0 W	Dunn, Smith, Yohannes	St. Paul, Minn.	19,169
July 13	Mexico	1-0 W	Smith	Harrison, N.J.	(SO) 26,376
July 16	Costa Rica	0-0 T	--	Washington, D.C.	18,972
July 25	Zambia ++	3-0 W	Rodman, Swanson (2)	Nice, France	5,550
July 28	Germany ++	4-1 W	Smith (2), Swanson, Williams	Marseille, France	9,329
July 31	Australia ++	2-1 W	Rodman, Albert	Marseille, France	9,610
Aug. 3	Japan ++	1-0 W	Rodman	Paris, France	43,004
Aug. 6	Germany ++	1-0 W	Smith	Lyon, France	15,107
Aug. 10	Brazil ++	1-0 W	Swanson	Paris, France	43,813
Oct. 24	Iceland	3-1 W	Thompson, Shaw, Smith	Austin, Texas	18,850
Oct. 27	Iceland	3-1 W	Williams, Horan, Sears	Nashville, Tenn.	17,018
Oct. 30	Argentina	3-0 W	Girma (2), Own Goal	Louisville, Ky.	13,543
Nov. 30	England	0-0 T	--	London, England	78,346
Dec. 3	Netherlands	2-1 W	Own Goal, Williams	The Hague, Netherlands	12,503

© Concacaf W Gold Cup
SB SheBelieves Cup
++ Olympics



A YEAR TO REMEMBER: The U.S. Women's National Team compiled a record of 18W-1L-4D in 2024 and won all six games at the Paris Olympics to take home the gold medal. The USWNT ended the year on a 20-game unbeaten run while the defense allowed just 12 goals on the year and just two at the Olympics. The Americans won gold in just the 10th match on the bench for new head coach Emma Hayes.

2023 U.S. Women's National Team Final Statistics
Full International Record: 14W-0L-4D (GF: 36, GA: 3)

INDIVIDUAL STATISTICS

Name	Pos.	GP/GS	Min	G	A	Y/R	Career Caps/Goals
Albert, Korbin	M	1/0	22	0	0	0/0	1/0
Coffey, Sam	M	3/1	126	1	0	0/0	7/1
Cook, Alana	D	10/8	798	1	0	0/0	29/1
Dahlkemper, Abby	D	1/1	90	0	0	0/0	80/0
Davidson, Tierna	D	3/2	242	0	0	0/0	51/1
DeMelo, Savannah	M	7/4	291	0	0	0/0	7/0
Dunn, Crystal	D	14/14	969	0	0	0/0	140/24
Ertz, Julie	M	7/5	494	0	0	2/0	123/20
Fishel, Mia	F	3/0	116	1	0	0/0	3/1
Fox, Emily	D	17/15	1,327	1	1	0/0	39/1
Girma, Naomi	D	16/16	1,290	0	0	1/0	26/0
Hatch, Ashley	F	8/2	277	1	0	0/0	22/5
Horan, Lindsey	M	17/17	1,456	5	1	2/0	139/31
Huerta, Sofia	D	7/3	333	0	1	0/0	32/0
Kingsbury, Aubrey	GK	1/1	90	0	0	0/0	2/0
Kornieck, Taylor	M	5/1	93	1	0	1/0	12/2
Krueger, Casey	D	5/2	228	0	0	0/0	42/0
Lavelle, Rose	M	8/6	532	2	4	2/0	92/24
Mewis, Kristie	M	7/1	203	0	0	0/0	53/7
Morgan, Alex	F	15/15	1,031	2	5	1/0	215/121
Moultrie, Olivia	D	2/0	42	0	0	0/0	2/0
Murphy, Casey	GK	6/6	540	0	0	0/0	17/0
Naeher, Alyssa	GK	11/11	1,020	0	0	0/0	97/0
Nighswonger, Jenna	D	2/1	120	0	0	0/0	2/0
O'Hara, Kelley	D	4/1	54	0	0	0/0	160/3
Purce, Margaret	F	6/1	177	0	0	0/0	26/4
Rapinoe, Megan	F	6/1	174	0	0	0/0	203/63
Rodman, Trinity	F	18/11	1,077	5	5	0/0	28/7
Sanchez, Ashley	M	10/5	433	0	1	0/0	27/3
Sauerbrunn, Becky	D	6/5	433	0	0	0/0	217/0
Shaw, Jaedyn	F	4/1	179	2	0	0/0	4/2
Smith, Sophia	F	11/9	735	3	3	1/0	38/15
Sonnett, Emily	D	14/7	811	1	2	0/0	83/2
Sullivan, Andi	M	15/12	1,093	0	1	2/0	52/3
Swanson, Mallory	F	6/6	426	7	0	0/0	88/32
Thompson, Alyssa	F	7/2	208	0	1	0/0	9/0
Vignola, M.A.	D	1/0	45	0	0	0/0	1/0
Williams, Lynn	F	12/5	575	3	1	1/0	59/17
TOTAL		18/18	1,650	36	26	13/0	
Opponents		18/18	1,650	3	3	24/0	

GOALKEEPING STATISTICS

	GP/GS	Min	W	L	T	GF	GA	SO	GAA	Career Shutouts
Kingsbury, Aubrey	1/1	90	1	0	0	2	1	0	1.00	1
Murphy, Casey	6/6	540	6	0	0	15	0	6	0.00	13
Naeher, Alyssa	11/11	1,020	7	0	4	19	2	9	0.18	59
TOTAL		18/18	1,650	14	0	4	36	3	0.16	
Opponents		18/18	1,650	0	14	4	3	36	1.96	

2023 U.S. Women's National Team Final Results

Date	Opponent	Result	U.S. Goals	Location	Attendance
Jan. 17	New Zealand	4-0 W	Swanson (2), Morgan, Williams	Wellington, New Zealand	12,508
Jan. 20	New Zealand	5-0 W	Hatch, Lavelle (2), Swanson, Kornieck	Auckland, New Zealand	12,721
Feb. 16	Canada SB	2-0 W	Swanson (2)	Orlando, Fla.	14,697
Feb. 19	Japan SB	1-0 W	Swanson	Nashville, Tenn.	25,471
Feb. 22	Brazil SB	2-1 W	Morgan, Swanson	Frisco, Texas	17,784
April 8	Republic of Ireland	2-0 W	Fox, Horan	Austin, Texas (SO)	20,593
April 11	Republic of Ireland	1-0 W	Cook	St. Louis, Mo.	22,294
July 9	Wales	2-0 W	Rodman (2)	San Jose, Calif. (SO)	18,000
July 21	Vietnam**	3-0 W	Smith (2), Horan	Auckland, New Zealand	41,107
July 26	Netherlands**	1-1 D	Horan	Wellington, New Zealand	27,312
Aug. 1	Portugal**	0-0 D	—	Auckland, New Zealand	42,958
Aug. 6	Sweden**	0-0 D (ot) (4-5 pk)	—	Melbourne, Australia	27,706
Sept. 21	South Africa	3-0 W	Williams (2), Rodman	Cincinnati, Ohio	22,016
Sept. 24	South Africa	2-0 W	Rodman, Sonnett	Chicago, Ill.	25,622
Oct. 26	Colombia	0-0 D	—	Sandy, Utah	13,058
Oct. 29	Colombia	3-0 W	Fishel, Horan, Shaw	San Diego, Calif.	16,202
Dec. 2	China PR	3-0 W	Smith, Horan, Rodman	Ft. Lauderdale, Fla.	8,768
Dec. 5	China PR	2-1 W	Coffey, Shaw	Frisco, Texas	11,204

SB SheBelieves Cup

** FIFA Women's World Cup



NZL Year: The U.S. Women's National Team was unbeaten in regulation in 2023, registering a final record of 14 wins, 4 draws and zero losses. The American defense had an historic year, allowing just three goals total and closing the year allowing 0.17 goals per game, the lowest goals allowed per game in a calendar year in program history (min. 10 games played).

2022 & 2021 USWNT FINAL STATISTICS

2022 USWNT Final Statistics

International Record: 14-3-1 (GF: 56, GA: 9)

INDIVIDUAL STATISTICS

Name	Pos.	GP/GS	Min	G	A	Y/R
Coffey, Sam	M	4/1	175	0	0	0/0
Cook, Alana	D	15/15	1286	0	2	0/0
Dahlkemper, Abby	D	2/1	121	0	0	0/0
Davidson, Tierna	D	3/2	206	0	0	0/0
Dunn, Crystal	D	3/0	85	0	0	0/0
Fox, Emily	D	14/14	987	0	1	1/0
Gautrat, Morgan	M	1/1	45	0	0	0/0
Girma, Naomi	D	10/8	741	0	1	0/0
Hatch, Ashley	F	10/2	309	2	1	1/0
Horan, Lindsey	M	14/14	979	1	0	1/0
Howell, Jaelin	M	3/0	86	1	0	0/0
Huerta, Sofia	D	16/11	1074	0	2	0/0
Kingsbury, Aubrey	GK	1/1	90	0	0	0/0
Kornieck, Taylor	M	7/0	121	1	0	0/0
Lavelle, Rose	M	16/15	1107	4	6	2/0
Macario, Catarina	M	5/5	342	5	1	1/0
Mace, Hailey	D	5/1	163	0	0	1/0
Mewis, Kristie	M	13/2	498	3	0	0/0
Morgan, Alex	F	10/9	783	4	1	0/0
Murphy, Casey	GK	9/9	810	0	0	0/0
Naehar, Alyssa	GK	8/8	720	0	0	0/0
O'Hara, Kelley	D	8/6	511	1	2	0/0
Pickett, Carson	D	2/2	151	0	0	0/0
Pugh, Mallory	F	15/13	1030	7	7	0/0
Purce, Midge	F	11/3	401	2	1	0/0
Rapinoe, Megan	F	10/3	364	1	2	2/0
Rodman, Trinity	F	10/2	343	2	0	1/0
Sanchez, Ashley	M	15/6	731	3	3	1/0
Sauerbrunn, Becky	D	12/9	797	0	0	0/0
Smith, Sophia	F	17/17	1192	11	1	0/0
Sonnett, Emily	D	6/3	365	1	0	0/0
Sullivan, Andi	M	15/15	1126	1	1	0/0
Thompson, Alyssa	F	2/0	25	0	0	1/0
Williams, Lynn	F	2/0	56	0	0	0/0
Own Goal				6		

TOTAL	18/18	1620	56	32	12/0
Opponents	18/18	1620	9	4	19/1

GOALKEEPING STATISTICS

Name	GP/GS	Min.	W-L-T	GF	GA	SO	GAA
Kingsbury, Aubrey	1/1	90	1-0-0	9	0	1	0.00
Murphy, Casey	9/9	810	6-2-1	18	5	6	0.56
Naehar, Alyssa	8/8	720	7-1-0	29	4	5	0.50

TOTAL	18/18	1620	14-3-1	56	9	12	0.50
Opponents	18/18	1620	3-14-1	9	56	2	3.11

2021 USWNT Final Statistics

International Record: 17-2-5 (GF: 76, GA: 12)

INDIVIDUAL STATISTICS

Name	Pos.	GP/GS	Min	G	A	Y/R
Balcer, Bethany	F	1/0	12	0	0	0/0
Campbell, Jane	GK	4/4	360	0	0	0
Cook, Alana	D	3/3	270	0	0	0/0
Dahlkemper, Abby	D	15/14	1308	0	0	0/0
Davidson, Tierna	D	19/14	1258	0	2	0/0
Dorsey, Imani	D	1/0	13	0	0	0/0
Dunn, Crystal	D	18/17	1424	0	2	0/0
Ertz, Julie	M	13/12	1127	0	2	0/0
Fox, Emily	D	5/3	245	0	0	0/0
Franch, Adrianna	GK	6/4	465	0	0	0
Hatch, Ashley	F	2/2	144	2	0	0/0
Heath, Tobin	F	12/6	493	3	2	0/0
Horan, Lindsey	M	22/18	1707	6	5	4/0
Howell, Jaelin	M	1/0	28	0	0	0/0
Huerta, Sofia	D	2/1	131	0	0	0/0
Krieger, Ali	D	1/1	79	0	1	1/0
Krueger, Casey	D	5/3	189	0	2	0/0
Lavelle, Rose	M	22/17	1411	5	5	1/0
Lloyd, Carli	F	22/12	1013	11	6	1/0
Macario, Catarina	M	12/6	512	3	1	0/0
Mewis, Kristie	M	17/4	545	2	2	1/0
Mewis, Samantha	M	15/11	873	6	4	0/0
Morgan, Alex	F	20/9	965	8	2	0/0
Murphy, Casey	GK	2/2	180	0	0	0
Naehar, Alyssa	GK	14/14	1185	0	0	0
O'Hara, Kelley	D	16/15	1289	0	0	3/0
Press, Christen	F	16/12	1134	6	5	0/0
Pugh, Mallory	F	4/3	220	0	3	0/0
Purce, Margaret	D	7/4	405	2	2	0/0
Rapinoe, Megan	F	19/12	1014	10	3	1/0
Sanchez, Ashley	M	2/0	15	0	0	0/0
Sauerbrunn, Becky	D	21/17	1599	0	0	0/0
Smith, Sophia	F	9/2	329	1	3	0/0
Sonnett, Emily	D	17/7	837	0	2	0/0
Sullivan, Andi	M	6/5	437	2	1	1/0
Weaver, Morgan	F	2/0	36	0	0	0/0
Williams, Lynn	F	16/10	838	5	4	0/0
Own Goal				4		

TOTAL	24/24	2,190	76	59	13/0
Opponents	24/24	2,190	12	8	19/0

GOALKEEPING STATISTICS

Name	GP/GS	Min.	W-L-T	GF	GA	SO	GAA
Campbell, Jane	4/4	360	4-0-0	26	0	4	0.00
Franch, Adrianna	6/4	465	3-1-1	19	4	3	0.77
Murphy, Casey	2/2	180	1-0-1	4	1	1	0.50
Naehar, Alyssa	14/14	1185	9-1-3	27	7	8	0.53

TOTAL	24/24	2190	17-2-5	76	12	16	0.49
Opponents	24/24	2190	2-17-5	12	76	4	3.12

Note: Shutout total includes one share shutout: 7/1, Naehar & Franch.

2020 USWNT Final Statistics

International Record: 9-0-0 (GF: 33, GA: 1)

INDIVIDUAL STATISTICS

Name	Pos.	GP/GS	Min.	G	A	Y/R
Dahlkemper, Abby	D	9/8	748	0	0	0/0
Davidson, Tierna	D	1/1	45	0	0	0/0
Dunn, Crystal	D	9/9	702	0	0	0/0
Ertz, Julie	M	8/8	694	1	1	0/0
Franch, Adrianna	GK	1/1	90	0	0	0/0
Harris, Ashlyn	GK	1/1	90	0	0	0/0
Heath, Tobin	F	7/4	358	1	0	1/0
Horan, Lindsey	M	8/5	503	7	3	0/0
Howell, Jaelin	M	1/0	1	0	0	0/0
Krieger, Ali	D	3/3	270	0	1	0/0
Lavelle, Rose	M	8/7	539	3	0	1/0
Lloyd, Carli	M	6/5	418	2	3	0/0
McDonald, Jessica	F	5/3	245	2	1	0/0
Mewis, Kristie	M	1/0	29	1	0	0/0
Mewis, Samantha	M	8/6	548	4	1	0/0
Morgan, Alex	F	1/0	45	0	0	0/0
Naeher, Alyssa	GK	7/7	630	0	0	0/0
O'Hara, Kelley	D	7/5	471	0	1	0/0
Press, Christen	F	9/6	484	7	3	0/0
Pugh, Mallory	F	1/0	30	0	1	0/0
Purce, Margaret	D	1/0	14	0	0	0/0
Rapinoe, Megan	F	8/4	366	2	5	0/0
Sauerbrunn, Becky	D	7/6	585	0	0	0/0
Short, Casey	D	1/0	30	0	0	0/0
Smith, Sophia	F	1/0	15	0	0	0/0
Sonnett, Emily	D	6/4	384	0	0	0/0
Sullivan, Andi	M	1/1	90	0	0	0/0
Williams, Lynn	F	8/5	486	3	6	0/0
TOTAL		9/9	810	33	26	2/0
Opponents		9/9	810	1	0	4/0

GOALKEEPING STATISTICS

Name	GP/GS	Min.	W-L-T	GF	GA	SO	GAA
Franch, Adrianna	1/1	90	1-0-0	3	1	0	1.00
Harris, Ashlyn	1/1	90	1-0-0	8	0	1	0.00
Naeher, Alyssa	7/7	630	7-0-0	22	0	7	0.00
TOTAL	9/9	810	9-0-0	33	1	8	0.11
Opponents	9/9	810	0-9-0	1	33	0	3.67

2019 USWNT Final Statistics

International Record: 20-1-3 (GF: 77, GA: 16)

INDIVIDUAL STATISTICS

Name	Pos.	GP/GS	Min.	G	A	Y/R
Brian, Morgan	M	6/5	439	2	0	0
Cook, Alana	D	1/1	90	0	0	0
Dahlkemper, Abby	D	23/21	1877	0	0	1
Davidson, Tierna	D	13/6	730	0	3	0
Dunn, Crystal	F	21/20	1617	0	3	0
Ertz, Julie	M	22/22	1755	1	1	0
Fox, Emily	D	1/1	53	0	0	0
Franch, Adrianna	GK	3/2	225	0	0	0
Hamilton, Kristen	F	1/0	14	0	0	0
Harris, Ashlyn	GK	5/3	315	0	0	0
Heath, Tobin	F	20/20	1417	7	5	0
Horan, Lindsey	M	16/12	986	5	4	3
Krieger, Ali	D	6/2	292	0	0	0
Lavelle, Rose	M	18/17	1188	4	4	0
Lloyd, Carli	M	23/9	974	16	5	2
Long, Allie	M	11/1	339	2	0	1
McDonald, Jessica	F	11/1	326	1	1	0
Mewis, Samantha	M	19/11	1136	6	4	1
Morgan, Alex	F	16/15	1231	9	3	0
Naeher, Alyssa	GK	19/19	1620	0	1	0
O'Hara, Kelley	D	13/13	903	0	3	1
Press, Christen	F	24/10	1181	5	12	0
Pugh, Mallory	F	19/7	841	6	2	0
Purce, Margaret	D	1/1	90	0	0	0
Rapinoe, Megan	F	15/14	1075	9	7	2
Sauerbrunn, Becky	D	22/21	1785	0	0	1
Short, Casey	D	4/2	247	0	0	0
Sonnett, Emily	D	14/8	741	0	2	0
Sullivan, Andi	M	4/0	145	0	0	0
Williams, Lynn	F	2/0	90	2	0	0
Zerboni, McCall	M	2/0	38	0	0	0
Own Goal				2		
TOTAL		24/24	2160	77	60	12/0
Opponents		24/24	2160	16	8	29/2

GOALKEEPING STATISTICS

Name	GP/GS	Min.	W-L-T	GF	GA	SO	GAA
Franch, Adrianna	3/2	225	1-0-1	10	2	1	1
Harris, Ashlyn	5/3	315	3-0-0	7	0	2	0.00
Naeher, Alyssa	19/19	1620	16-1-2	60	14	9	0.78
TOTAL	24/24	2160	20-1-3	77	16	15	0.67
Opponents	24/24	2160	1-20-3	16	77	0	3.21

Note: Shutout total includes three shared shutouts: 4/7, Naeher & Harris; 8/3, Naeher & Harris, 11/10, Naeher & Harris.

2018 USWNT Final Statistics

International Record: 18-0-2 (GF: 65, GA: 10)

INDIVIDUAL STATISTICS

Name	Pos.	GP/GS	Min.	G	A	Y/R
Brian, Morgan	M	12/7	649	0	0	0/0
Campbell, Jane	GK	1/1	67	0	0	0/0
Colaprico, Danielle	M	2/0	59	0	0	0/0
Dahlkemper, Abby	D	17/16	1358	0	2	0/0
Davidson, Tierna	D	12/12	1049	1	2	1/0
Dunn, Crystal	D	18/15	1411	2	2	2/0
Ertz, Julie	M	16/15	1135	4	0	1/0
Fox, Emily	D	2/2	139	0	0	0/0
Hanson, Haley	M	1/0	50	0	0	0/0
Harris, Ashlyn	GK	5/4	383	0	0	0/0
Hatch, Ashley	F	1/0	10	0	0	0/0
Heath, Tobin	F	10/8	657	7	6	2/0
Horan, Lindsey	M	19/16	1298	3	8	0/0
Huerta, Sofia	D	4/1	153	0	0	0/0
Lavelle, Rose	M	13/9	687	4	1	0/0
Lloyd, Carli	F	19/5	789	7	0	0/0
Long, Allie	M	7/1	226	0	0	0/0
Mace, Hailie	D	3/1	137	0	0	0/0
Mathias, Merritt	D	1/0	13	0	0	0/0
McCaskill, Savannah	F	6/1	157	0	0	0/0
McDonald, Jessica	F	2/1	67	1	0	0/0
McGrady, Tegan	D	1/0	32	0	0	0/0
Mewis, Samantha	M	7/2	275	1	0	0/0
Morgan, Alex	F	19/18	1500	18	3	0/0
Naeher, Alyssa	GK	15/15	1350	0	0	0/0
O'Hara, Kelley	D	8/8	608	0	0	0/0
Press, Christen	F	10/4	445	2	4	0/0
Pugh, Mallory	F	14/10	832	6	3	0/0
Rapinoe, Megan	F	16/16	1214	7	12	0/0
Rodriguez, Amy	F	2/0	43	0	0	0/0
Sauerbrunn, Becky	D	14/12	1109	0	1	0/0
Short, Casey	D	8/2	27	0	1	0/0
Smith, Taylor	D	3/3	188	0	0	0/0
Sonnett, Emily	D	14/9	874	0	1	1/0
Sullivan, Andi	M	4/4	241	0	0	1/0
Williams, Lynn	F	4/0	67	0	0	0/0
Zerboni, McCall	M	6/2	257	0	0	0/0
Own Goal				2		

TOTAL	20/20	1800	65	46	8/0
Opponents	20/20	1800	10	2	21/0

GOALKEEPING STATISTICS

Name	GP/GS	Min.	W-L-T	GF	GA	SO	GAA
Campbell, Jane	1/1	67	1-1-0	5	2	0	2.69
Harris, Ashlyn	5/4	383	4-0-0	13	1	3	0.23
Naeher, Alyssa	15/15	1350	13-0-2	47	7	9	0.47
TOTAL	20/20	1800	18-0-2	65	10	12	0.50
Opponents	20/20	1800	0-18-2	10	65	0	3.25

Note: Opponent goal total includes own goal by Tierna Davidson (Aug. 2 vs. Brazil).

2017 USWNT Final Statistics

International Record: 12-3-1 (GF: 40, GA: 13)

INDIVIDUAL STATISTICS

Name	Pos.	GP/GS	Min.	G	A	Y/R
Brian, Morgan	M	6/2	235	0	0	0/0
Campbell, Jane	GK	2/0	61	0	0	0/0
Dahlkemper, Abby	D	11/10	945	0	1	0/0
Dunn, Crystal	F	2/7	657	4	1	0/0
Ertz, Julie	D	12/8	719	6	0	0/0
Harris, Ashlyn	GK	3/3	209	0	0	0/0
Heath, Tobin	M	4/2	212	0	0	0/0
Horan, Lindsey	M	13/6	733	1	4	1/0
Huerta, Sofia	D	3/1	156	0	1	0/0
Klingenberg, Meghan	D	4/4	225	0	1	0/0
Krieger, Ali	D	2/1	135	0	0	0/0
Lavelle, Rose	M	7/7	477	2	1	0/0
Leroux, Sydney	F	2/0	31	0	0	0/0
Lloyd, Carli	M	14/8	652	2	2	1/0
Long, Allie	M	13/7	748	3	0	0/0
Mewis, Samantha	M	16/16	1242	3	1	0/0
Morgan, Alex	F	14/7	698	7	2	0/0
Naeher, Alyssa	GK	13/13	1170	0	0	1/0
O'Hara, Kelley	D	13/11	872	0	2	1/0
Oyster, Megan	D	2/0	58	0	0	0/0
Press, Christen	F	16/8	741	3	3	1/0
Pinto, Brianna	M	0/0	0	0	0	0/0
Pugh, Mallory	F	12/9	756	2	4	0/0
Rapinoe, Megan	M	12/8	648	3	5	0/0
Rodriguez, Amy	F	1/0	10	0	0	0/0
Sauerbrunn, Becky	D	16/16	1350	0	1	1/0
Short, Casey	D	15/13	1116	0	1	1/0
Smith, Taylor	D	7/4	379	0	2	0/0
Sullivan, Andi	M	3/1	76	0	0	0/0
Williams, Lynn	F	11/4	484	3	0	1/0
Zerboni, McCall	M	1/0	45	0	0	0/0
Own Goal				1		

TOTAL	16/16	1440	40	32	8/0
Opponents	16/16	1440	13	7	22/0

GOALKEEPING STATISTICS

Name	GP/GS	Min.	W-L-T	GF	GA	SO	GAA
Campbell, Jane	2/0	61	0-0-0	2	0	0	0
Harris, Ashlyn	3/3	209	2-1-0	9	2	0	0.86
Naeher, Alyssa	13/13	1170	10-2-1	29	11	6	0.85
TOTAL	16/16	1440	12-3-1	40	13	7	0.81
Opponents	16/16	1440	3-12-1	13	40	3	2.50

Note: Shutout total includes one shared shutout: 10/22, Harris & Campbell.

2016 USWNT Final Statistics

International Record: 22-0-3 (GF: 92, GA: 10)

INDIVIDUAL STATISTICS

Name	Pos.	GP/GS	Min.	G	A	Y/R
Brian, Morgan	M	20/18	1467	2	5	0/0
Dahlkemper, Abby	D	2/0	43	0	0	0/0
Dunn, Crystal	F	25/17	1494	14	8	1/0
Engen, Whitney	D	11/5	507	0	0	0/0
Harris, Ashlyn	GK	3/3	270	0	0	0/0
Hatch, Ashley	F	1/1	16	0	0	0/0
Heath, Tobin	M	22/20	1747	6	8	1/0
Hinkle, Jaelene	D	4/1	165	0	0	0/0
Horan, Lindsey	F	24/14	1196	2	5	1/0
Johnston, Julie	D	19/15	1345	3	1	2/0
Klingenberg, Meghan	D	20/18	1562	0	4	1/0
Krieger, Ali	D	17/7	792	0	0	1/0
Lloyd, Carli	M	21/20	1644	17	11	1/0
Long, Allie	M	16/14	1191	3	2	1/0
McCaffrey, Stephanie	F	2/1	135	0	1	0/0
McDonald, Jessica	F	1/0	45	0	0	0/0
Mewis, Samantha	M	14/5	595	4	0	0/0
Morgan, Alex	F	21/16	1504	17	3	0/0
Naeher, Alyssa	GK	6/5	495	0	0	0/0
Ohai, Kealia	F	3/2	100	1	0	0/0
O'Hara, Kelley	D	22/16	1467	1	4	0/0
O'Reilly, Heather	M	4/1	165	1	1	0/0
Press, Christen	F	25/9	1122	12	6	0/0
Pugh, Mallory	F	17/12	1078	4	7	1/0
Rapinoe, Megan	M	4/1	131	0	0	0/0
Sauerbrunn, Becky	D	23/23	1897	0	3	0/0
Short, Casey	D	4/4	315	0	0	1/0
Solo, Hope	GK	17/17	1501	0	0	0/0
Sonnett, Emily	D	8/4	397	0	0	0/0
Sullivan, Andi	M	4/4	314	0	2	0/0
Williams, Lynn	F	4/3	225	1	1	1/0
Own Goal				4		
TOTAL		25/25	2266	92	69	11/0
Opponents		25/25	2266	10	4	43/1

GOALKEEPING STATISTICS

Name	GP/GS	Min.	W-L-T	GF	GA	SO	GAA
Harris, Ashlyn	3/3	270	3-0-0	22	2	1	0.67
Naeher, Alyssa	6/5	495	5-0-0	26	1	4	0.18
Solo, Hope	17/17	1501	14-0-3	44	7	12	0.42
TOTAL	25/25	2266	22-0-3	92	10	18	0.40
Opponents	25/25	2266	0-22-3	10	92	0	3.65

Note: The U.S. played 120 minutes vs. Sweden on Aug. 12 ... Shutout total includes one shared shutout: 7/22, Solo & Naeher.

Match vs. Japan on 6/5 was abandoned due to weather after 76 minutes.

2015 USWNT Final Statistics

International Record: 20-2-4 (GF: 74, GA: 12)

INDIVIDUAL STATISTICS

Name	Pos.	GP/GS	Min.	G	A	Y/R
Boxx, Shannon	M	9/2	219	0	1	0/0
Brian, Morgan	M	24/19	1663	1	2	1/0
Chalupny, Lori	D	11/5	503	2	1	0/0
Dunn, Crystal	F	8/6	488	4	3	1/0
Engen, Whitney	D	6/3	381	1	1	0/0
Harris, Ashlyn	GK	4/3	270	0	0	0/0
Heath, Tobin	M	21/13	1180	1	3	1/0
Hinkle, Jaelene	D	4/0	155	0	0	0/0
Holiday, Lauren	M	19/17	1468	1	6	2/0
Horan, Lindsey	M	4/1	294	1	3	1/0
Johnston, Julie	D	21/21	1679	5	1	1/0
Klingenberg, Meghan	D	26/23	1970	2	1	0/0
Krieger, Ali	D	22/18	1580	0	2	0/0
Leroux, Sydney	F	11/4	468	2	2	0/0
Lewandowski, Gina	D	1/0	17	0	0	0/0
Lloyd, Carli	M	26/24	2073	18	5	2/0
McCaffrey, Stephanie	F	4/1	101	1	1	0/0
Mewis, Samantha	M	1/0	19	0	0	0/0
Morgan, Alex	F	22/19	1546	7	0	1/0
Naeher, Alyssa	GK	3/1	180	0	0	0/0
O'Hara, Kelley	D	17/8	697	1	2	0/0
O'Reilly, Heather	M	12/4	445	5	2	0/0
Press, Christen	F	20/13	1159	10	3	0/0
Rampone, Christie	D	7/2	300	0	0	0/0
Rapinoe, Megan	M	17/14	983	2	9	2/0
Rodriguez, Amy	F	15/5	589	2	3	0/0
Sauerbrunn, Becky	D	25/25	2184	0	0	1/0
Solo, Hope	GK	23/22	1890	0	0	0/0
Sonnett, Emily	D	4/0	170	0	0	0/0
Van Hollebeke, Rachel	D	1/1	90	0	0	0/0
Wambach, Abby	F	23/10	979	7	4	0/0
Own Goal				1		
TOTAL		26/26	2340	74	55	13/0
Opponents		26/26	2340	12	11	26/2

GOALKEEPING STATISTICS

Name	GP/GS	Min.	W-L-T	GF	GA	SO	GAA
Harris, Ashlyn	4/3	270	2-1-0	7	2	1	0.67
Naeher, Alyssa	3/1	180	1-1-0	3	1	1	0.50
Solo, Hope	23/22	1890	15-1-4	61	9	12	0.43
TOTAL	26/26	2340	18-2-4	71	12	17	0.46
Opponents	26/26	2340	2-18-4	12	71	5	2.73

Note: Shutout total includes three shared shutouts: 8/16, Harris & Solo; 9/17, Solo & Harris; 9/21, Solo & Naeher.

2014 & 2013 USWNT FINAL STATISTICS

2014 USWNT Final Statistics

International Record: 16-3-5 (GF: 79, GA: 15)

INDIVIDUAL STATISTICS

Name	Pos.	GP/GS	Min.	G	A	Y/R
Brian, Morgan	M	16/11	934	2	3	1/0
Chalupny, Lori	D	3/3	130	0	1	0/0
Cox, Stephanie	D	6/6	472	0	2	1/0
Dunn, Crystal	D	4/1	197	0	0	0/0
Engen, Whitney	D	13/11	1051	2	0	0/0
Hagen, Sarah	F	2/0	19	0	0	0/0
Harris, Ashlyn	GK	2/2	180	0	0	0/0
Heath, Tobin	M	16/10	795	3	4	2/0
Holiday, Lauren	M	20/19	1550	2	3	3/0
Johnston, Julie	M	3/0	122	0	0	0/0
Klingenberg, Meghan	D	18/17	1325	1	0	0/0
Krieger, Ali	D	20/18	1596	0	3	0/0
Leroux, Sydney	F	21/15	1308	9	5	1/1
Lloyd, Carli	M	23/23	2043	15	8	2/0
Long, Allie	M	4/2	178	0	1	0/0
Loyden, Jill	GK	3/1	180	0	0	0/0
Mewis, Kristie	D	5/2	269	0	0	0/0
Mewis, Samantha	M	3/1	96	0	0	0/0
Morgan, Alex	F	7/4	418	5	4	0/0
Naeher, Alyssa	GK	1/1	90	0	0	0/0
O'Hara, Kelley	D	12/4	529	0	0	0/0
O'Reilly, Heather	M	22/10	1116	4	5	0/0
Press, Christen	F	23/14	1322	11	5	1/0
Rampone, Christie	D	17/14	1328	0	0	0/0
Rapinoe, Megan	M	21/16	1253	6	7	2/0
Rodriguez, Amy	F	12/4	375	2	3	0/0
Sauerbrunn, Becky	D	22/20	1757	0	1	0/0
Solo, Hope	GK	20/20	1710	0	0	2/0
Tymrak, Erika	M	1/0	23	0	0	0/0
Van Hollebeke, Rachel	D	4/3	197	0	0	0/0
Wambach, Abby	F	20/12	1197	14	3	2/0
Own Goal				3		
TOTAL		24/24	2160	79	58	17/1
Opponents		24/24	2160	15	6	16/1

GOALKEEPING STATISTICS

Name	GP/GS	Min.	W-L-T	GF	GA	SO	GAA
Harris, Ashlyn	2/2	180	1-0-1	8	2	1	1.00
Loyden, Jill	3/1	180	1-0-0	11	0	1	0.00
Naeher, Alyssa	1/1	90	1-0-0	7	0	1	0.00
Solo, Hope	20/20	1710	13-3-4	53	13	11	0.68
TOTAL	24/24	2160	16-3-5	79	15	16	0.63
Opponents	24/24	2160	3-16-5	15	79	2	3.29

Note: Shutout total includes two shared shutouts: 2/14, Solo & Loyden; 4/6, Solo & Loyden.

Leroux sent off in 90th+1 against Argentina on Dec. 18.

2013 USWNT Final Statistics

International Record: 13-0-3 (GF: 56, GA: 11)

INDIVIDUAL STATISTICS

Name	Pos.	GP/GS	Min.	G	A	Y/R
Averbuch, Yael	M	10/4	438	0	1	0/0
Barnhart, Nicole	GK	8/5	540	0	0	0/0
Boxx, Shannon	M	6/6	485	2	1	1/0
Brian, Morgan	M	3/0	62	1	0	0/0
Brooks, Amber	M	1/1	80	0	0	0/0
Buehler, Rachel	D	10/6	653	2	0	0/0
Cox, Stephanie	D	1/1	74	0	0	0/0
Dunn, Crystal	D	8/6	532	0	0	0/0
Engen, Whitney	D	8/7	602	1	0	0/0
Harris, Ashlyn	GK	2/2	180	0	0	0/0
Heath, Tobin	M	9/7	609	1	4	0/0
Holiday, Lauren	M	12/10	876	3	6	0/0
Horan, Lindsey	F	2/0	40	0	1	0/0
Johnston, Julie	D	2/1	98	0	0	0/0
Klingenberg, Meghan	D	4/3	257	0	0	0/0
Krieger, Ali	D	10/9	776	1	0	1/0
Leroux, Sydney	F	15/9	835	10	4	2/0
Lindsey, Lori	M	1/0	6	0	0	0/0
Lloyd, Carli	M	11/9	768	3	1	2/1
Loyden, Jill	GK	3/2	180	0	0	0/0
Mewis, Kristie	M	10/6	607	1	2	0/0
Morgan, Alex	F	12/10	811	6	4	0/0
O'Hara, Kelley	D	7/6	561	0	1	0/0
O'Reilly, Heather	M	14/13	1143	1	4	0/0
Press, Christen	F	12/5	554	8	2	0/0
Rampone, Christie	D	11/10	775	0	1	1/0
Rapinoe, Megan	M	7/7	619	4	3	0/0
Robinson, Leigh Ann	D	2/1	125	0	0	0/0
Sauerbrunn, Becky	D	12/10	940	0	0	0/0
Solo, Hope	GK	8/7	540	0	0	0/0
Tymrak, Erika	M	2/1	85	1	0	0/0
Wambach, Abby	F	14/12	989	11	6	0/0
TOTAL		16/16	1440	56	41	7/1
Opponents		16/16	1440	11	4	7/0

GOALKEEPING STATISTICS

Name	GP/GS	Min.	W-L-T	GF	GA	SO	GAA
Barnhart, Nicole	8/5	540	4-0-1	20	6	3	1.00
Harris, Ashlyn	2/2	180	1-0-1	4	2	0	1.00
Loyden, Jill	3/2	180	2-0-0	6	0	1	0.00
Solo, Hope	8/7	540	6-0-1	26	3	1	0.50
TOTAL	16/16	1440	13-0-3	56	11	7	0.69
Opponents	16/16	1440	0-13-3	11	56	0	3.50

Note: Shutout total includes two shared shutouts: 6/20, Solo & Loyden; 9/3, Solo & Barnhart.

Lloyd sent off in 90th+2 against Brazil on 11/10.

2012 USWNT Final Statistics

International Record: 28-1-3 (GF: 120, GA: 21)

INDIVIDUAL STATISTICS

Name	Pos.	GP/GS	Min.	G	A	Y/R
Barnhart, Nicole	GK	5/1	270	0	0	0/0
Boxx, Shannon	M	27/22	1926	3	3	2/0
Buehler, Rachel	D	31/26	2433	1	4	2/0
Cheney, Lauren	F	31/24	2131	2	11	1/0
Cox, Stephanie	D	4/1	239	0	1	0/0
Heath, Tobin	M	26/16	1479	4	7	0/0
Krieger, Ali	D	1/1	42	0	1	0/0
LePeilbet, Amy	D	28/27	2041	0	0	0/0
Leroux, Sydney	F	27/0	517	14	1	1/0
Lindsey, Lori	M	6/2	283	1	0	0/0
Lloyd, Carl	M	32/27	2441	15	1	1/0
Loyden, Jill	GK	2/0	61	0	0	0/0
Mitts, Heather	D	19/8	884	0	5	1/0
Morgan, Alex	F	31/27	2319	28	21	0/0
O'Hara, Kelley	M	26/25	2050	0	5	1/0
O'Reilly, Heather	M	27/17	1458	6	13	0/0
Rampone, Christie	D	32/31	2595	0	2	0/0
Rapinoe, Megan	M	29/20	1649	8	12	0/0
Rodriguez, Amy	F	29/5	904	9	5	0/0
Sauerbrunn, Becky	D	22/9	1255	0	0	0/0
Solo, Hope	GK	31/31	2579	0	1	0/0
Wambach, Abby	F	32/32	2454	27	8	2/0
Own Goal				2		

TOTAL	32/32	2910	120	101	11/0
Opponents	32/32	2910	21	11	22/1

GOALKEEPING STATISTICS

Name	GP/GS	Min.	W-L-T	GF	GA	SO	GAA
Barnhart, Nicole	5/1	270	2-0-0	8	1	1	0.33
Loyden, Jill	2/0	61	0-0-0	7	0	0	0.00
Solo, Hope	31/31	2579	26-1-3	105	20	11	0.70

TOTAL	32/32	2910	28-1-3	120	21	16	0.65
Opponents	32/32	2910	1-28-3	21	120	1	3.71

Note: Shutout total includes four shared shutouts: 9/1, Solo & Loyden; 11/28, Solo & Barnhart; 12/1, Solo & Loyden & Barnhart; 12/8, Solo & Barnhart.

2011 USWNT Final Statistics

International Record: 13-3-4 (GF: 41, GA: 17)

INDIVIDUAL STATISTICS

Name	Pos.	GP/GS	Min.	G	A	Y/R
Averbuch, Yael	M	3/0	115	0	0	0/0
Barnhart, Nicole	GK	10/9	810	0	0	0/0
Boxx, Shannon	M	17/17	1344	1	2	1/0
Buehler, Rachel	D	19/18	1608	1	0	1/1
Cheney, Lauren	F	19/13	1090	5	5	1/0
Cox, Stephanie	D	14/7	772	0	1	0/0
Engen, Whitney	D	2/0	45	0	0	0/0
Heath, Tobin	M	15/2	526	1	2	0/0
Klingenberg, Meghan	M	2/0	22	0	0	0/0
Krieger, Ali	D	16/16	1341	0	2	0/0
LePeilbet, Amy	D	12/11	904	0	0	1/0
Leroux, Sydney	F	1/0	5	0	0	0/0
Lindsey, Lori	M	10/3	446	0	0	0/0
Lloyd, Carl	M	19/19	1654	6	3	3/0
Loyden, Jill	GK	1/0	39	0	0	0/0
Mitts, Heather	D	4/1	225	0	0	0/0
Morgan, Alex	F	19/2	654	6	2	0/0
O'Hara, Kelley	M	4/1	171	0	1	1/0
O'Reilly, Heather	M	18/18	1418	3	3	0/0
Rampone, Christie	D	18/18	1590	0	0	0/0
Rapinoe, Megan	M	18/13	1085	3	5	1/0
Rodriguez, Amy	F	18/18	1102	4	3	0/0
Sauerbrunn, Becky	D	12/8	800	0	0	0/0
Solo, Hope	GK	12/11	1011	0	0	1/0
Tarpley, Lindsay	M	5/1	207	2	1	0/0
Taylor, Brittany	D	1/1	90	0	0	0/0
Wambach, Abby	F	17/13	1330	8	4	4/0
Own goal				1		

TOTAL	20/20	1860	41	34	14/1
Opponents	20/20	1860	17	8	10/1

GOALKEEPING STATISTICS

Name	GP/GS	Min.	W-L-T	GF	GA	SO	GAA
Barnhart, Nicole	10/9	810	6-2-1	19	9	3	1.00
Loyden, Jill	1/0	39	1-0-0	3	0	0	0.00
Solo, Hope	12/11	1011	6-1-3	19	8	5	0.71

TOTAL	20/20	1860	13-3-4	41	17	9	0.82
Opponents	20/20	1860	3-13-4	17	41	0	1.98

Note: The U.S. played 120 minutes vs. Brazil on July 10 and Japan on July 17 ... Shutout total includes one shared shutout: 9/22, Solo & Loyden.

Buehler sent off in 65th against Brazil on July 10.

2010 USWNT Final Statistics

International Record: 15-1-2 (GF: 48, GA: 8)

INDIVIDUAL STATISTICS

Name	Pos.	GP/GS	Min.	G	A	Y/R
Averbuch, Yael	M	10/5	390	1	0	1/0
Barnhart, Nicole	GK	11/11	990	0	0	0/0
Boxx, Shannon	M	18/18	1399	1	5	1/0
Buehler, Rachel	D	17/17	1474	1	1	1/0
Cheney, Lauren	F	13/6	707	7	2	1/0
Cox, Stephanie	D	9/6	557	0	0	0/0
Huffman, Sarah	M	1/0	45	0	0	0/0
Krieger, Ali	D	8/4	447	0	0	0/0
LePeilbet, Amy	D	17/17	1439	0	0	1/0
Lilly, Kristine	M	10/3	441	1	2	0/0
Lindsey, Lori	M	13/6	741	0	7	2/0
Lloyd, Carli	M	15/14	1177	3	5	3/0
Loyden, Jill	GK	1/1	90	0	0	0/0
Markgraf, Kate	D	3/1	163	0	0	0/0
Mitts, Heather	D	10/10	824	0	0	1/0
Morgan, Alex	F	8/0	232	4	1	0/0
Nogueira, Casey	M	4/0	113	0	1	0/0
O'Hara, Kelley	M	3/0	103	0	0	0/0
O'Reilly, Heather	M	18/17	1211	2	6	0/0
Rampone, Christie	D	10/9	831	0	0	1/0
Rapinoe, Megan	F	10/8	620	4	2	2/0
Rodriguez, Amy	F	17/13	991	7	1	0/0
Sauerbrunn, Becky	D	1/0	35	0	0	0/0
Schnur, Meghan	D	6/5	384	0	0	0/0
Solo, Hope	GK	6/6	540	0	0	0/0
Tarpley, Lindsay	M	1/0	45	0	0	0/0
Taylor, Brittany	D	1/0	12	0	0	0/0
Wambach, Abby	F	18/18	1516	16	4	3/0
Whitehill, Cat	D	4/3	303	0	0	1/0
Own goal				1		
TOTAL		18/18	1620	48	37	18/0
Opponents		18/18	1620	8	6	13/0

GOALKEEPING STATISTICS

Name	GP/GS	Min.	W-L-T	GF	GA	SO	GAA
Barnhart, Nicole	11/11	990	8-1-2	29	5	7	0.45
Loyden, Jill	1/1	90	1-0-0	2	1	0	1.00
Solo, Hope	6/6	540	6-0-0	17	2	5	0.33
TOTAL	18/18	1620	15-1-2	48	8	12	0.44
Opponents	18/18	1620	1-15-2	8	48	0	2.67

2009 USWNT Final Statistics

International Record: 7-0-1 (GF: 12, GA: 1)

INDIVIDUAL STATISTICS

Name	Pos.	GP/GS	Min.	G	A	Y/R
Averbuch, Yael	M	1/1	59	0	0	0/0
Barnhart, Nicole	GK	3/2	225	0	0	0/0
Boxx, Shannon	M	8/7	614	2	0	1/0
Buehler, Rachel	D	8/5	547	0	0	1/0
Chalupny, Lori	D	5/5	450	0	0	0/0
Cheney, Lauren	F	3/0	87	1	2	0/0
Cox, Stephanie	D	1/1	90	0	0	0/0
Dalmy, Marian	D	1/0	30	0	0	0/0
DiMartino, Tina	M	4/2	119	1	0	0/0
Fletcher, Kendall	D	1/1	90	0	0	1/0
Heath, Tobin	M	2/0	61	0	0	0/0
Hucles, Angela	M	7/6	517	0	0	0/0
Kai, Natasha	F	4/2	219	1	0	0/0
LePeilbet, Amy	D	4/4	315	0	0	0/0
Lloyd, Carli	M	6/5	485	0	0	0/0
Masar, Ella	F	1/0	18	0	0	0/0
Mitts, Heather	D	8/7	571	0	1	0/0
Nairn, Christine	M	2/0	18	1	0	0/0
O'Reilly, Heather	M	8/7	606	0	3	0/0
Osborne, Leslie	M	1/0	29	0	0	0/0
Rampone, Christie	D	5/5	450	0	1	0/0
Rapinoe, Megan	F	7/6	473	2	1	1/0
Rodriguez, Amy	F	7/5	396	0	1	0/0
Solo, Hope	GK	6/6	495	0	0	0/0
Tarpley, Lindsay	M	6/3	300	1	0	0/0
Wambach, Abby	F	4/4	360	2	0	0/0
White, Kacey	M	3/1	134	0	0	0/0
Whitehill, Cat	D	1/1	45	0	0	0/0
Wozniak, Angie	M	4/2	117	1	0	1/0
TOTAL		8/8	720	12	9	5/0
Opponents		8/8	720	1	1	4/0

GOALKEEPING STATISTICS

Name	GP/GS	Min.	W-L-T	GF	GA	SO	GAA
Barnhart, Nicole	3/2	225	2-0-0	4	0	2	0.00
Solo, Hope	6/6	495	5-0-1	8	1	4	0.18
TOTAL	8/8	720	7-0-1	12	1	7	0.13
Opponents	8/8	720	0-7-1	1	12	0	1.50

Note: Shutout total includes one shared shutout: 5/25, Barnhart & Solo.

2008 USWNT Final Statistics**International Record: 33-1-2 (GF: 84, GA: 17)**

INDIVIDUAL STATISTICS

Name	Pos.	GP/GS	Min.	G	A	Y/R
Barnhart, Nicole	GK	13/8	885	0	0	0/0
Boxx, Shannon	M	33/33	2807	1	4	1/0
Buehler, Rachel	D	23/8	1217	0	1	0/0
Chalupny, Lori	M	34/32	2712	2	1	0/0
Cheney, Lauren	F	14/3	501	2	2	1/0
Cox, Stephanie	D	24/9	1315	0	4	1/0
Dalmy, Marian	D	5/0	152	0	0	0/0
DiMartino, Tina	M	1/0	28	0	1	0/0
Ellertson, Tina	D	4/3	207	1	0	0/0
Heath, Tobin	M	17/3	637	2	1	0/0
Hucles, Angela	M	32/15	1875	8	1	0/0
Kai, Natasha	F	28/20	1594	15	8	1/0
Krieger, Ali	M	2/2	180	0	0	0/0
Lilly, Kristine	M	2/0	73	0	0	0/0
Lloyd, Carl	M	35/35	2781	9	9	2/0
Markgraf, Kate	D	29/27	2304	1	1	0/0
Mitts, Heather	D	25/24	1866	0	1	3/0
O'Reilly, Heather	F	36/33	2629	10	10	1/0
Osborne, Leslie	M	8/3	391	1	1	0/0
Rampone, Christie	D	35/35	3066	0	0	0/0
Rodriguez, Amy	F	26/11	1359	6	7	0/0
Sauerbrunn, Becky	D	2/2	153	0	1	0/0
Scurry, Briana	GK	5/1	270	0	0	0/0
Solo, Hope	GK	27/27	2175	0	0	0/0
Tarpley, Lindsay	F	34/30	2153	12	5	0/0
Wagner, Aly	F	14/5	586	0	2	0/0
Wambach, Abby	F	22/21	1769	13	10	2/0
White, Kacey	M	13/3	460	0	0	0/0
Whitehill, Cat	D	6/2	323	0	0	0/0
Wozniak, Angie	M	5/1	162	1	0	0/0

TOTAL	36/36	3330	84	70	12/0
Opponents	36/36	3330	17	11	25/0

GOALKEEPING STATISTICS

Name	GP/GS	Min.	W-L-T	GF	GA	SO	GAA
Barnhart, Nicole	13/8	885	7-0-2	22	1	5	0.10
Scurry, Briana	5/1	270	3-0-0	8	5	0	1.67
Solo, Hope	27/27	2175	23-1-0	54	11	13	0.46
TOTAL	36/36	3330	33-1-2	84	17	18	0.46
Opponents	36/36	3330	1-33-2	17	84	2	2.27

Note: The USA allowed two own goals (Cat Whitehill and Christie Rampone) vs. Australia on 5/3 ... The U.S. played 120 minutes vs. Canada on 4/12, vs. Canada on 8/15 and vs. Brazil on 8/21 ... Shutout total includes seven shared shutouts: 7/5, Solo & Barnhart; 7/13, Solo & Barnhart; 9/13, Solo & Barnhart; 9/17, Solo & Scurry; 9/20, Solo & Barnhart; 10/5, Barnhart & Scurry; 12/17, Solo & Barnhart.

2007 USWNT Final Statistics**International Record: 19-1-4 (GF: 63, GA: 17)**

INDIVIDUAL STATISTICS

Name	Pos.	GP/GS	Min.	G	A	Y/R
Averbuch, Yael	M	2/0	50	0	0	0/0
Barnhart, Nicole	GK	1/1	90	0	0	0/0
Boxx, Shannon	M	18/14	1165	3	2	6/1
Chalupny, Lori	M	24/23	1995	4	3	2/0
Cheney, Lauren	F	2/1	54	1	0	0/0
Dalmy, Marian	D	5/2	182	0	0	0/0
Ellertson, Tina	D	13/5	506	0	0	0/0
Hucles, Angela	M	11/4	348	0	0	0/0
Jobson, Marci	M	4/1	72	0	0	0/0
Kai, Natasha	F	18/4	569	2	3	1/0
Lilly, Kristine	F	21/20	1772	12	8	1/0
Lloyd, Carl	M	23/13	1383	9	3	3/0
Lohman, Joanna	M	2/0	26	0	0	0/0
Lopez, Stephanie	D	21/18	1743	0	4	0/0
Markgraf, Kate	D	15/15	1146	0	0	0/0
Mitts, Heather	D	8/8	656	0	1	1/0
Nogueira, Casey	F	1/1	45	0	0	0/0
O'Reilly, Heather	F	21/17	1388	7	1	1/0
Osborne, Leslie	M	22/15	1402	0	1	1/0
Rampone, Christie	D	20/20	1741	0	1	1/0
Scurry, Briana	GK	9/8	765	0	0	0/0
Solo, Hope	GK	15/15	1305	0	0	1/0
Tarpley, Lindsay	F	21/13	1162	4	5	0/0
Trotter, India	D	1/0	29	0	0	0/0
Wagner, Aly	M	8/4	288	0	2	0/0
Wambach, Abby	F	21/20	1717	20	5	2/0
Whitehill, Cat	D	24/23	2116	0	5	0/0
Own goal				1		

TOTAL	24/24	2160	63	44	20/1
Opponents	24/24	2160	17	10	29/0

GOALKEEPING STATISTICS

Name	GP/GS	Min.	W-L-T	GF	GA	SO	GAA
Barnhart, Nicole	1/1	90	1-0-0	4	0	1	0.00
Scurry, Briana	9/8	765	5-1-2	19	9	3	1.06
Solo, Hope	15/15	1305	13-0-2	40	8	9	0.55
TOTAL	24/24	2160	19-1-4	63	17	13	0.71
Opponents	24/24	2160	1-19-4	17	63	2	2.63

Note: Boxx sent off in 45th+1 against Brazil on 9/27.

2006 & 2005 USWNT FINAL STATISTICS

2006 USWNT Final Statistics

International Record: 18-0-4 (GF: 57, GA: 10)

INDIVIDUAL STATISTICS

Name	Pos.	GP/GS	Min.	G	A	Y/R
Adams, Danesha	F	1/0	15	0	1	0/0
Boxx, Shannon	M	9/9	793	1	1	1/0
Branam, Jenni	GK	1/1	90	0	0	0/0
Chalupny, Lori	D	14/11	1083	0	1	1/0
Frimpong, Tina	D	14/10	786	0	1	1/0
Hucles, Angela	M	7/4	394	0	0	0/0
Kai, Natasha	F	17/4	702	6	2	1/0
LePeilbet, Amy	D	13/9	815	0	0	0/0
Lilly, Kristine	F	20/19	1727	13	7	0/1
Lloyd, Carli	M	19/13	1144	1	2	2/0
Lohman, Joanna	M	3/1	105	0	0	0/0
Lopez, Stephanie	D	8/1	364	0	1	0/0
Markgraf, Kate	D	7/5	418	0	0	0/0
Miller, Marci	M	11/3	464	0	0	1/0
Mitts, Heather	D	22/20	1759	0	0	1/0
O'Reilly, Heather	F	14/11	808	3	2	0/0
Osborne, Leslie	M	19/12	1091	2	1	0/0
Ramponne, Christie	D	20/17	1532	0	0	0/0
Rapinoe, Megan	F	4/0	70	2	0	0/0
Rodriguez, Amy	F	3/0	40	0	0	0/0
Scurry, Briana	GK	3/3	270	0	0	0/0
Solo, Hope	GK	18/18	1680	0	0	0/0
Tarpley, Lindsay	M	20/14	1079	5	2	1/0
Trotter, India	F	1/0	1	0	0	0/0
Wagner, Aly	M	21/18	1522	2	6	0/0
Wambach, Abby	F	21/20	1851	17	8	5/0
Welsh, Christie	F	7/4	307	0	2	0/0
White, Kacey	F	2/1	109	0	0	0/0
Whitehill, Cat	D	16/15	1410	5	1	0/0

TOTAL	22/22	2040	57	38	14/1
Opponents	22/22	2040	10	4	16/2

GOALKEEPING STATISTICS

Name	GP/GS	Min.	W-L-T	GF	GA	SO	GAA
Branam, Jenni	1/1	90	1-0-0	5	0	1	0.00
Scurry, Briana	3/3	270	3-0-0	16	1	2	0.33
Solo, Hope	18/18	1680	14-0-4	36	9	10	0.48

TOTAL	22/22	2040	18-0-4	57	10	13	0.44
Opponents	22/22	2040	0-18-4	10	57	13	2.51

Note: The U.S. played 120 minutes vs. Germany on 3/15 and vs. Canada on 11/26 ... Lilly sent off in the 79th vs. Netherlands on 11/1.

2005 USWNT Final Statistics

International Record: 8-0-1 (GF: 24, GA: 0)

INDIVIDUAL STATISTICS

Name	Pos.	GP/GS	Min.	G	A	Y/R
Barnhart, Nicole	GK	2/2	180	0	0	0/0
Boxx, Shannon	M	9/9	733	1	1	1/0
Chalupny, Lori	D	6/6	512	1	0	0/0
Fair, Lorrie	M	6/2	168	0	0	1/0
Frimpong, Tina	D	3/1	170	0	0	0/0
Fotopoulos, Danielle	F	5/1	187	4	0	0/0
Hucles, Angela	M	7/3	273	0	0	0/0
Huie, Lindsey	D	1/0	15	0	0	0/0
LePeilbet, Amy	D	4/3	287	0	0	0/0
Lilly, Kristine	M	8/8	686	4	3	0/0
Lindsey, Lori	M	1/0	27	0	0	0/0
Lloyd, Carli	M	2/0	71	0	0	0/0
Lopez, Stephanie	D	1/0	13	0	0	0/0
MacMillan, Shannon	F	2/0	72	0	0	0/0
Markgraf, Kate	D	9/9	810	0	1	0/0
Milbrett, Tiffeny	F	5/2	205	1	0	0/0
Miller, Marci	M	2/1	91	0	0	0/0
Mitts, Heather	D	8/8	685	0	0	0/0
Oakes, Jill	M	1/0	11	0	0	0/0
O'Reilly, Heather	F	7/3	243	1	2	0/0
Osborne, Leslie	M	2/0	36	0	0	0/0
Reddick, Cat	D	9/9	748	0	1	1/0
Rodriguez, Amy	F	2/0	60	0	0	0/0
Solo, Hope	GK	7/7	630	0	0	1/0
Tarpley, Lindsay	M	5/2	295	0	0	0/0
Wagner, Aly	M	8/6	476	1	5	0/0
Wambach, Abby	F	8/8	662	4	5	1/0
Welsh, Christie	F	9/9	547	7	1	0/0
Wilson, Kelly	F	1/0	9	0	0	0/0
Wozniak, Angie	M	1/0	8	0	0	0/0

TOTALS	9/9	810	24	19	5/0
Opponents	9/9	810	0	0	4/0

GOALKEEPING STATISTICS

Name	GP/GS	Min.	W-L-T	GF	GA	SO	GAA
Barnhart, Nicole	2/2	180	2-0-0	8	0	2	0.00
Solo, Hope	7/7	630	6-0-1	16	0	7	0.00

TOTAL	9/9	810	8-0-1	24	0	9	0.00
Opponents	9/9	810	0-8-1	0	24	1	2.67

2004 & 2003 USWNT FINAL STATISTICS

2004 USWNT Final Statistics

International Record: 28-2-4 (GF: 104, GA: 23)

INDIVIDUAL STATISTICS

Name	Pos.	GP/GS	Min.	G	A	Y/R
Barnhart, Nicole	GK	1/0	4	0	0	0/0
Bivens, Kylie	D	1/1	45	0	0	0/0
Boxx, Shannon	M	32/31	2714	8	5	4/0
Chalupny, Lori	M	4/1	96	1	0	0/0
Chastain, Brandi	D	20/13	1148	0	2	1/0
Fawcett, Joy	D	15/15	1341	1	1	0/0
Foudy, Julie	M	32/29	2445	3	6	1/0
Hamm, Mia	F	30/28	2296	14	22	5/0
Hucles, Angela	M	21/8	916	4	2	0/0
LePeibet, Amy	D	6/4	437	0	1	1/0
Lilly, Kristine	M	28/28	2457	8	8	2/0
Luckenbill, Kristin	GK	14/3	630	0	0	0/0
MacMillan, Shannon	F	15/5	602	1	6	0/0
Markgraf, Kate	D	33/32	2812	0	3	2/0
Mitts, Heather	D	28/17	1905	2	0	0/0
Mullinix, Siri	GK	4/4	360	0	0	0/0
O'Reilly, Heather	F	12/0	274	1	2	0/0
Osborne, Leslie	M	9/6	493	0	0	1/0
Parlow, Cindy	F	24/11	1081	10	8	3/0
Rampone, Christie	D	28/26	2265	0	0	1/0
Reddick, Cat	D	32/28	2527	3	1	0/0
Roberts, Tiffany	M	5/0	159	0	0	0/0
Scurry, Briana	GK	28/27	2130	0	0	2/0
Tarpley, Lindsay	M	25/13	1222	8	3	1/0
Wagner, Aly	M	27/18	1586	6	6	3/0
Wambach, Abby	F	33/26	2319	31	13	4/0
Welsh, Christie	F	2/0	56	1	1	0/0
Own goal				2		
TOTALS		34/34	3120	104	90	31/0
Opponents		34/34	3120	23	16	29/0

GOALKEEPING STATISTICS

Name	GP/GS	Min.	W-L-T	GF	GA	SO	GAA
Luckenbill, Kristin	14/3	630	4-0-2	23	5	2	0.71
Mullinix, Siri	4/4	360	4-0-0	14	2	3	0.50
Scurry, Briana	28/27	2130	20-2-2	67	16	7	0.68
TOTAL	34/34	3120	28-2-4	104	23	18	0.66
Opponents	34/34	3120	2-28-4	23	104	1	3.00

Note: The U.S. played 120 minutes vs. Germany on 8/23 and vs. Brazil on 8/26 ... Shutout total includes six shared shutouts: 5/9, Scurry & Luckenbill; 9/29, Scurry & Luckenbill; 10/3, Scurry & Luckenbill; 10/10, Scurry & Luckenbill; 10/23, Scurry & Luckenbill; 12/8, Scurry & Luckenbill ... The USA played 120 minutes vs. Germany on 8/23, and vs. Brazil on 8/26.

2003 USWNT Final Statistics

International Record: 17-2-4 (GF: 58, GA: 14)

INDIVIDUAL STATISTICS

Name	Pos.	GP/GS	Min.	G	A	Y/R
Beene, LaKeyisia	GK	5/3	270	0	0	0/0
Benson, Jenny	D	3/2	160	0	0	1/0
Bivens, Kylie	D	9/6	546	0	0	0/1
Boxx, Shannon	M	9/9	762	4	0	0/0
Bryan, Thori	D	4/3	278	1	0	0/0
Chalupny, Lori	M	1/0	29	0	0	0/0
Chastain, Brandi	D	14/13	1080	1	1	0/0
Fair, Lorrie	M	7/6	436	0	0	1/0
Fawcett, Joy	D	21/20	1727	0	1	0/0
Foudy, Julie	M	18/16	1300	3	7	0/0
Hamm, Mia	F	17/15	1353	8	9	0/0
Hawkins, Devvyn	M	2/1	62	1	0	1/0
Hucles, Angela	M	15/6	698	0	0	0/0
Cluegel, Jena	M	4/1	172	0	0	0/0
Lilly, Kristine	M	19/18	1410	3	3	1/0
MacMillan, Shannon	F	14/6	602	7	3	0/0
Milbrett, Tiffeny	F	18/7	791	4	1	1/0
Mitts, Heather	D	2/0	78	0	0	0/0
Mullinix, Siri	GK	8/4	470	0	0	0/0
O'Reilly, Heather	F	10/1	285	2	0	0/0
Parlow, Cindy	F	19/17	1109	8	1	2/0
Pearce, Christie	D	17/15	1287	0	1	0/0
Reddick, Cat	D	17/12	1239	2	1	0/0
Roberts, Tiffany	M	15/8	786	0	2	1/0
Scurry, Briana	GK	16/16	1330	0	0	1/0
Slaton, Danielle	D	8/2	325	0	0	0/0
Sobrero, Kate	D	21/20	1620	0	0	0/0
Tarpley, Lindsay	M	8/2	370	0	0	0/0
Wagner, Aly	M	21/15	1320	4	8	1/0
Wambach, Abby	F	14/9	868	9	0	1/0
Own goal				1		
TOTALS		23/23	2070	58	38	11/1
Opponents		23/23	2070	14	11	27/0

GOALKEEPING STATISTICS

Name	GP/GS	Min.	W-L-T	GF	GA	SO	GAA
Beene, LaKeyisia	5/3	270	2-1-0	5	2	0	0.67
Mullinix, Siri	8/4	470	1-0-4	13	3	1	0.57
Scurry, Briana	16/16	1330	14-1-0	40	9	7	0.61
TOTALS	23/23	2070	17-2-4	58	14	13	0.61
Opponents	23/23	2070	2-17-4	14	58	3	2.52

Note: Bivens sent off in the 83rd against Mexico on 9/7 ... Shutout total includes five shared shutouts: 1/12, Mullinix & Beene, 2/16, Beene & Mullinix; 5/17, Beene & Mullinix; 6/14, Scurry & Beene; 9/7, Scurry & Mullinix.

2002 & 2001 USWNT FINAL STATISTICS

2002 USWNT Final Statistics

International Record: 15-2-2 (GF: 69, GA: 11)

INDIVIDUAL STATISTICS

Name	Pos.	GP/GS	Min.	G	A	Y/R
Beene, LaKeysia	GK	9/9	745	0	0	0/0
Benson, Jenny	D	4/3	254	0	1	0/0
Bivens, Kylie	D	7/0	228	0	1	1/0
Bryan, Thori	D	4/2	151	0	0	2/0
Chastain, Brandi	D	15/14	1064	4	0	0/0
Clemens, Mandy	F	1/0	30	0	0	0/0
Cramer, Aleisha	M	3/1	136	0	0	0/0
Fair, Lorrie	M	18/10	1053	0	1	0/0
Fawcett, Joy	D	18/18	1546	2	1	0/0
Fotopoulos, Danielle	F	4/3	183	1	2	1/0
Foudy, Julie	M	18/17	1420	1	3	1/0
Hamm, Mia	F	9/6	499	7	5	0/0
Hawkins, Devvyn	M	2/1	92	0	0	0/0
Hucles, Angela	M	9/2	440	1	2	0/0
Kluegel, Jena	M	7/2	327	1	0	0/0
Lilly, Kristine	M	16/16	1292	3	9	1/0
Lindsey, Kelly	D	1/0	45	0	0	0/0
MacMillan, Shannon	F	18/13	1142	17	3	0/0
Milbrett, Tiffany	F	12/11	913	9	6	1/0
Mitts, Heather	D	1/0	26	0	0	0/0
Mullinix, Siri	GK	2/2	135	0	0	0/0
O'Reilly, Heather	F	8/0	205	1	1	0/0
Parlow, Cindy	F	14/14	969	11	2	2/0
Reddick, Cat	D	16/11	1195	0	1	0/0
Roberts, Tiffany	M	10/7	498	1	0	0/0
Scurry, Briana	GK	8/5	589	0	0	0/0
Orlando, Danielle	D	11/11	877	0	0	0/0
Sobrero, Kate	D	16/14	991	0	1	0/0
Solo, Hope	GK	5/3	245	0	0	0/0
Wagner, Aly	M	17/10	1035	3	11	0/0
Wambach, Abby	F	7/4	357	5	4	0/0
Welsh, Christie	F	1/0	15	0	0	0/0
Wilson, Kelly	F	3/1	157	1	1	0/0
Own goal				1		
TOTALS		19/19	1714	69	55	9/0
Opponents		19/19	1714	11	6	14/0

GOALKEEPING STATISTICS

Name	GP/GS	Min.	W-L-T	GF	GA	SO	GAA
Beene, LaKeysia	9/9	745	5-1-2	26	4	4	0.48
Mullinix, Siri	2/2	135	1-0-0	4	0	1	0.00
Scurry, Briana	8/5	589	7-0-03	1	2	3	0.31
Solo, Hope	5/3	245	2-1-0	8	5	1	1.84
TOTALS	19/19	1714	15-2-2	69	11	12	0.58
Opponents	19/19	1714	2-15-2	11	69	2	3.62

Note: Minutes total includes Golden Goal overtime (4 minutes) vs. Canada on 11/9 ... Shutout total includes three shared shutouts: 4/27, Beene & Solo; 7/21, Beene & Scurry; 10/6, Mullinix & Scurry.

2001 USWNT Final Statistics

International Record: 3-5-2 (GF: 13, GA: 15)

INDIVIDUAL STATISTICS

Name	Pos.	GP/GS	Min.	G	A	Y/R
Beene, LaKeysia	GK	1/1	90	0	0	0/0
Bell, Keisha	D	2/1	101	0	0	0/0
Benson, Jenny	M	1/0	21	0	0	0/0
Bryan, Thori	D	2/2	90	0	0	0/0
Chalupny, Lori	D	4/1	175	0	0	0/0
Chastain, Brandi	D	3/3	251	0	0	0/0
Cramer, Aleisha	M	9/4	497	0	1	0/0
Fair, Lorrie	M	5/5	315	0	0	0/0
Fawcett, Joy	D	1/1	78	0	0	0/0
Florance, Meredith	F	2/2	134	0	0	0/0
Foudy, Julie	M	3/3	270	0	1	0/0
French, Michelle	D	3/3	204	0	0	0/0
Hamm, Mia	F	3/2	169	2	2	0/0
Hawkins, Devvyn	M	5/4	327	0	0	1/0
Kluegel, Jena	M	10/6	692	0	0	0/0
Kraus, Anna	D	5/4	372	0	0	0/0
Lalor, Jennifer	M	2/1	104	1	0	0/0
Lilly, Kristine	M	3/2	218	0	0	0/0
Lohman, Joanna	M	4/2	168	0	0	1/0
MacMillan, Shannon	F	3/3	146	1	1	0/0
Marquand, Ally	D	4/4	245	1	0	1/0
Milbrett, Tiffany	F	5/4	391	3	1	1/0
Mitts, Heather	D	1/0	8	0	0	0/0
Monroe, Mary-Frances	M	6/5	414	0	0	0/0
Mullinix, Siri	GK	1/1	90	0	0	0/0
Oleksiuk, Emily	GK	2/2	180	0	0	0/0
Orlando, Lauren	D	1/1	28	0	0	0/0
Pagliarulo, Jaime	GK	2/2	180	0	0	0/0
Parlow, Cindy	F	3/3	262	1	1	1/0
Pearce, Christie	D	4/2	242	0	0	0/0
Ramsey, Alyssa	F	5/3	220	0	0	0/0
Randolph, Sara	D	2/1	86	0	0	0/0
Raygor, Keri	D	4/1	170	0	0	0/0
Reddick, Catherine	D	8/7	642	1	1	1/0
Rigamat, Stephanie	F	7/2	326	1	0	0/0
Schott, Laura	F	5/4	323	1	0	0/0
Serlenga, Nikki	M	4/2	206	0	0	0/0
Sobrero, Kate	D	4/4	360	0	0	1/0
Solo, Hope	GK	4/4	360	0	0	0/0
Steadman, Amy	D	4/1	159	0	0	1/0
Wambach, Abby	F	1/0	14	0	0	0/0
Ward, Marcie	M	3/2	124	0	0	0/0
Weiss, Kristen	F	4/1	146	0	0	0/0
Welsh, Christie	F	5/4	302	1	1	0/0
TOTALS		10/10	900	13	10	8/0
Opponents		10/10	900	15	10	10/0

GOALKEEPING STATISTICS

Name	GP/GS	Min.	W-L-T	GF	GA	SO	GAA
Beene, LaKeysia	1/1	90	1-0-0	4	1	0	1.00
Mullinix, Siri	1/1	90	1-0-0	1	0	1	0.00
Oleksiuk, Emily	2/2	180	1-1-0	5	4	1	2.00
Pagliarulo, Jaime	2/2	180	0-1-1	2	3	0	1.50
Solo, Hope	4/4	360	0-3-1	1	7	0	1.75
TOTALS	10/10	900	3-5-2	13	15	2	1.50
Opponents	10/10	900	5-3-2	15	13	4	1.30

2000 USWNT Final Statistics
International Record: 26-6-9 (GF: 124, GA: 31)

INDIVIDUAL STATISTICS

Name	Pos.	GP/GS	Min.	G	A	Y/R
Akers, Michelle	M	7/3	238	1	0	0/0
Aldama, Heather	D	3/0	80	0	1	0/0
Beene, LaKaysia	GK	3/3	270	0	0	0/0
Borgman, Danielle	D	1/0	24	0	0	0/0
Branam, Jen	GK	5/5	450	0	0	0/0
Bryan, Thori	D	1/1	45	0	0	0/0
Bush, Susan	F	7/3	366	3	5	0/0
Chastain, Brandi	D	34/32	2531	4	3	1/0
Clemens, Mandy	F	3/3	205	0	1	0/0
Cramer, Aleisha	M	5/5	382	0	1	0/0
Fair, Lorrie	D	33/29	2473	6	2	1/0
Fawcett, Joy	D	31/30	2712	3	3	0/0
Foudy, Julie	M	33/31	2572	6	5	2/0
French, Michelle	D	8/6	567	0	1	0/0
Hamm, Mia	F	33/29	2571	13	14	2/0
Kester, Sherrill	F	3/3	180	3	1	0/0
Kluegel, Jena	M	3/2	210	0	1	0/0
Kraus, Anna	D	1/0	22	0	0	0/0
Lilly, Kristine	M	34/30	2668	6	5	1/0
Lindsey, Kelly	D	3/3	270	0	0	0/0
MacMillan, Shannon	M	35/29	2383	12	11	2/0
Mascaro, Jen	M	3/3	195	2	2	0/0
Milbrett, Tiffany	F	35/32	2620	15	9	1/0
Monroe, Mary-Frances	M	3/1	155	0	1	0/0
Mullinix, Siri	GK	29/28	2411	0	2	0/0
Overbeck, Carla	D	13/9	619	0	0	1/0
Parlow, Cindy	F	31/15	1460	19	7	4/0
Pearce, Christie	D	32/30	2540	2	2	0/0
Pryce, Nandi	D	8/7	675	0	1	0/0
Putz, Caroline	F	1/0	3	1	0	0/0
Ramsey, Alyssa	F	3/1	96	0	0	0/0
Raygor, Keri	D	1/0	31	0	0	0/0
Reddick, Catherine	D	1/0	17	0	0	0/0
Scurry, Briana	GK	5/3	301	0	0	0/0
Serlenga, Nikki	M	26/9	1376	6	2	1/0
Slaton, Danielle	D	23/13	1448	1	3	1/0
Sobrero, Kate	D	29/29	2558	0	1	1/0
Solo, Hope	G	3/1	180	0	0	0/0
Venturini, Tisha	M	4/4	270	1	1	0/0
Wagner, Aly	M	9/5	679	4	2	0/0
Webber, Saskia	GK	1/1	90	0	0	0/0
Welsh, Christie	F	15/5	744	11	3	0/0
Whalen, Sara	D	23/7	926	4	6	1/0
Zepeda, Veronica	F	4/0	109	1	0	0/0

TOTALS	41/41	3702	124	96	19/0
Opponents	41/41	3702	31	18	45/0

GOALKEEPING STATISTICS

Name	GP/GS	Min.	W-L-T	GF	GA	SO	GAA
Beene, LaKaysia	3/3	270	2-0-1	11	2	1	0.67
Branam, Jen	5/5	450	5-0-0	27	4	1	0.80
Mullinix, Siri	29/28	2411	17-5-5	66	16	15	0.60
Scurry, Briana	5/3	301	0-0-3	4	4	0	1.20
Solo, Hope	3/1	180	2-0-0	14	2	1	1.00
Webber, Saskia	1/1	90	0-1-0	2	3	0	3.00
TOTALS	41/41	3702	26-6-9	124	31	19	0.75
Opponents	41/41	3702	6-26-9	31	124	4	3.01

Note: Opponent goal total includes own goals by Carla Overbeck (2/6 vs. Norway) and Christie Pearce (7/30 at Norway) ... Minutes total includes Golden Goal overtime (12 minutes) vs. Norway on 9/28 ... Shutout total includes one shared shutout: 5/5, Mullinix & Solo.

1999 USWNT Final Statistics
International Record: 25-2-2 (GF: 111, GA: 15)

INDIVIDUAL STATISTICS

Name	Pos.	GP/GS	Min.	G	A	Y/R
Akers, Michelle	M	20/18	1336	6	1	4/0
Aldama, Heather	F	1/0	13	0	0	0/0
Baggett, Samantha	D	1/1	90	1	0	0/0
Bush, Susan	F	1/1	90	0	0	0/0
Chastain, Brandi	D	27/21	2038	5	5	2/0
Clemens, Mandy	F	1/1	90	0	0	0/0
Cramer, Aleisha	M	1/0	24	0	0	0/0
Ducar, Tracy	GK	5/3	270	0	0	0/0
Fair, Lorrie	D	17/6	736	0	1	0/0
Fawcett, Joy	D	27/26	2280	4	4	1/0
Florance, Meredith	F	1/0	45	0	0	0/0
Fotopoulos, Danielle	F	17/1	517	7	4	1/0
Foudy, Julie	M	28/26	2025	5	6	1/0
French, Michelle	D	1/1	90	0	1	0/0
Grubb, Jen	D	1/1	68	1	0	0/0
Hamm, Mia	F	26/26	2039	13	16	0/0
Keller, Beth	M	1/0	22	1	0	0/0
Lilly, Kristine	M	28/27	2397	20	8	0/0
MacMillan, Shannon	F	26/10	1280	8	14	0/0
Milbrett, Tiffany	F	27/26	2095	21	12	0/0
Mitts, Heather	D	1/0	27	0	0	0/0
Mullinix, Siri	GK	1/0	45	0	0	0/0
Overbeck, Carla	D	27/27	2083	0	1	2/0
Parlow, Cindy	F	25/23	1691	9	10	1/0
Pearce, Christie	D	18/8	906	0	2	1/0
Roberts, Tiffany	M	12/4	552	0	0	0/0
Schwoy, Laurie	M	1/1	45	0	0	0/0
Scurry, Briana	GK	20/20	1785	0	0	0/0
Slaton, Danielle	D	1/1	63	0	0	0/0
Sobrero, Kate	D	21/20	1755	0	0	0/0
Streiffer, Jen	M	1/1	90	0	1	0/0
Venturini, Tisha	M	17/3	593	5	4	0/0
Wagner, Aly	M	5/2	274	1	0	0/0
Webber, Saskia	GK	7/6	540	0	0	0/0
Whalen, Sara	D	18/8	1046	2	3	0/0
Own goal				2		

TOTALS	29/29	2640	111	93	13/0
Opponents	29/29	2640	15	13	44/1

GOALKEEPING STATISTICS

Name	GP/GS	Min.	W-L-T	GF	GA	SO	GAA
Ducar, Tracy	5/3	270	3-0-0	22	0	2	0.00
Mullinix, Siri	1/0	45	0-0-0	5	0	0	0.00
Scurry, Briana	20/20	1785	17-2-1	61	13	12	0.66
Webber, Saskia	7/6	540	5-0-1	23	2	2	0.33
TOTALS	29/29	2640	25-2-2	111	15	19	0.51
Opponents	29/29	2640	2-25-2	15	111	1	3.78

Note: U.S. played 120 minutes vs. China PR on July 10 ... Shutout total includes three shared shutouts: 1/27, Ducar & Webber; 5/2, Scurry & Mullinix; 9/4, Webber & Ducar.

1998 & 1997 USWNT FINAL STATISTICS

1998 USWNT Final Statistics

International Record: 22-1-2 (GF: 89, GA: 12)

INDIVIDUAL STATISTICS

Name	Pos.	GP/GS	Min.	G	A	Y/R
Akers, Michelle	M	15/15	932	5	3	0/0
Aldama, Heather	M	1/0	18	0	0	0/0
Baggett, Samantha	D	1/1	90	0	1	0/0
Baumgardt, Justi	M	6/1	227	1	1	0/0
Bryan, Thori	D	1/0	45	0	0	0/0
Bueter, Sheri	F	1/0	18	0	0	0/0
Bush, Susan	F	2/1	97	0	1	0/0
Chastain, Brandi	D	24/22	1894	5	5	2/0
Confer, Robin	F	3/1	107	0	0	0/0
Cook, Ann	M	1/0	51	0	1	0/0
Cramer, Aleisha	M	1/1	72	0	0	0/0
Cromwell, Amanda	D	3/1	135	0	0	0/0
Ducar, Tracy	GK	6/6	450	0	0	0/0
Fair, Lorrie	D	15/6	801	1	1	0/0
Fair, Ronnie	D	1/1	45	0	0	0/0
Fawcett, Joy	D	24/24	1992	2	3	1/0
Fotopoulos, Danielle	F	1/0	14	0	0	0/0
Foudy, Julie	M	24/23	1769	6	7	1/0
French, Michelle	D	1/1	90	0	0	0/0
Hamm, Mia	F	21/21	1576	20	20	1/0
Keller, Debbie	F	23/7	955	14	2	0/0
Lilly, Kristine	M	24/24	1922	8	11	3/0
MacMillan, Shannon	M	24/14	1319	1	3	2/0
Milbrett, Tiffeny	F	20/19	1371	14	9	0/0
Neaton, Natalie	F	3/1	125	2	0	0/0
Overbeck, Carla	D	23/23	1883	0	0	0/0
Parlow, Cindy	F	13/7	765	3	1	1/0
Pearce, Christie	D	19/14	1164	0	1	1/0
Roberts, Tiffany	M	10/2	362	0	0	0/0
Rohbock, Shauna	F	1/0	21	0	0	0/0
Rutten, Jill	M	1/0	20	0	0	0/0
Scurry, Briana	GK	19/17	1620	0	0	0/0
Sobrero, Kate	D	13/9	866	0	1	1/0
Venturini, Tisha	M	23/10	1226	5	3	0/0
Wagner, Aly	M	1/1	39	0	0	0/0
Webber, Saskia	GK	2/2	180	0	0	0/0
Whalen, Sara	M	17/0	460	1	1	0/0
Zepeda, Veronica	F	1/0	29	0	0	0/0
Own goal				1		
TOTALS		25/25	2250	89	75	13/0
Opponents		25/25	2250	12	9	26/1

GOALKEEPING STATISTICS

Name	GP/GS	Min.	W-L-T	GF	GA	SO	GAA
Ducar, Tracy	6/6	450	5-0-0	21	2	4	0.40
Scurry, Briana	19/17	1620	15-1-2	65	9	12	0.50
Webber, Saskia	2/2	180	2-0-0	3	1	1	0.50
TOTALS	25/25	2250	22-1-2	89	12	17	0.48
Opponents	25/25	2250	1-22-2	12	89	1	3.56

1997 USWNT Final Statistics

International Record: 16-2-0 (GF: 67, GA: 13)

INDIVIDUAL STATISTICS

Name	Pos.	GP/GS	Min.	G	A	Y/R
Akers, Michelle	M	2/2	180	1	0	0/0
Baumgardt, Justi	M	9/2	459	2	1	0/0
Borgman, Danielle	M	1/0	13	0	0	0/0
Chastain, Brandi	D	15/15	1320	2	2	2/0
Confer, Robin	M	4/3	222	1	0	0/0
Connors, Kerry	M	4/2	193	0	0	0/0
Cromwell, Amanda	M	8/1	261	0	0	0/0
Daws, Cindy	M	2/0	55	0	0	0/0
Demko, Michelle	M	1/0	13	0	0	0/0
DeVert, Kristi	M	4/0	95	1	0	0/0
Ducar, Tracy	GK	12/3	573	0	0	0/0
Fair, Lorrie	D	9/8	737	0	0	0/0
Fair, Ronnie	D	2/0	41	0	1	0/0
Fawcett, Joy	D	1/1	90	0	0	0/0
Fotopoulos, Danielle	F	6/0	92	1	1	0/0
Foudy, Julie	M	18/18	1476	4	2	0/0
French, Michelle	M	1/0	37	0	0	0/0
Grubb, Jen	D	2/1	90	0	0	0/0
Hamm, Mia	F	16/16	1253	18	6	1/0
Keller, Debbie	F	14/5	624	3	4	1/0
Lilly, Kristine	M	18/18	1589	7	9	0/0
MacMillan, Shannon	D	11/11	983	4	7	1/0
Manthei, Holly	D	2/2	180	0	1	0/0
Mead, Jen	GK	3/0	119	0	0	0/0
Milbrett, Tiffeny	F	17/17	1378	8	14	1/0
Overbeck, Carla	D	5/5	450	0	0	0/0
Pagliarulo, Jaime	GK	1/0	16	0	0	0/0
Parlow, Cindy	F	9/6	431	6	0	2/0
Pearce, Christie	D	18/16	1406	2	1	0/0
Pearman, Tammy	D	5/1	239	0	0	0/0
Roberts, Tiffany	M	2/2	123	0	0	0/0
Schwoy, Laurie	M	3/1	154	0	0	0/0
Scurry, Briana	GK	15/15	912	0	0	0/0
Staples, Thori	D	9/5	423	0	0	1/0
Stewart, Jill	D	2/0	52	0	0	0/0
Venturini, Tisha	M	17/16	1074	6	4	2/0
Whalen, Sarah	D	7/6	532	0	0	0/0
Own goal				1		
TOTALS		18/18	1620	67	53	11/0
Opponents		18/18	1620	13	7	17/0

GOALKEEPING STATISTICS

Name	GP/GS	Min.	W-L-T	GF	GA	SO	GAA
Ducar, Tracy	12/3	573	5-1-0	26	6	1	0.94
Mead, Jen	3/0	119	1-0-0	4	0	0	0.00
Pagliarulo, Jaime	1/0	16	0-0-0	2	0	0	0.00
Scurry, Briana	15/15	912	10-1-0	35	7	7	0.69
TOTALS	18/18	1620	16-2-0	67	13	8	0.72
Opponents	18/18	1620	2-16-0	13	67	1	3.72

1996 USWNT Final Statistics

International Record: 21-1-2 (GF: 80, GA: 17)

INDIVIDUAL STATISTICS

Name	Pos.	GP/GS	Min.	G	A	Y/R
Akers, Michelle	F	17/16	1253	7	3	1/0
Chastain, Brandi	D	23/23	1965	2	7	2/0
Confer, Robin	F	1/1	71	0	0	0/0
Cromwell, Amanda	M	1/1	90	0	0	0/0
Fair, Lorrie	D	10/2	302	0	0	0/0
Fawcett, Joy	M	20/20	1782	0	1	0/0
Foudy, Julie	M	21/21	1711	4	3	3/1
Gabarra, Carin	F	23/8	972	5	2	1/0
Garrett, Danielle	F	2/1	96	3	2	0/0
Grubb, Jen	D	6/4	304	1	0	0/0
Hamm, Mia	F	23/23	1840	9	18	1/0
Harvey, Mary	GK	7/7	540	0	0	0/0
Lilly, Kristine	M	23/23	2007	8	6	3/0
MacMillan, Shannon	F	21/18	1407	8	4	0/0
Manthei, Holly	M	6/2	195	0	1	1/0
Milbrett, Tiffeny	F	24/19	1524	13	3	1/0
Noonan, Tracy	GK	2/1	134	0	0	0/0
Overbeck, Carla	D	24/22	1984	2	0	1/0
Parlow, Cindy	F	20/5	702	8	2	0/0
Pearman, Tammy	F	3/0	51	0	0	0/0
Roberts, Tiffany	M	22/6	904	1	1	1/0
Rowe, Christy	D	1/0	8	0	0	0/0
Scurry, Briana	GK	17/16	1495	0	0	0/0
Staples, Thori	D	8/1	297	0	0	0/0
Venturini, Tisha	M	20/19	1716	9	4	0/0
Wilson, Staci	D	10/4	486	0	0	0/0

TOTALS	24/24	2170	80	57	15/1
Opponents	24/24	2170	17	11	30/1

GOALKEEPING STATISTICS

Name	GP/GS	Min.	W-L-T	GF	GA	SO	GAA
Harvey, Mary	7/7	540	4-0-1	23	5	2	0.83
Noonan, Tracy	2/1	134	2-0-0	7	1	1	0.67
Scurry, Briana	17/16	1495	15-1-1	50	11	8	0.66

TOTALS	24/24	2170	21-1-2	80	17	11	0.71
Opponents	24/24	2170	1-21-2	17	80	1	3.32

Note: Minutes total includes Golden Goal overtime (10 minutes) vs. Norway on 7/28 ... Foudy sent off against Brazil on 1/21.

1995 USWNT Final Statistics

International Record: 21-2-2 (GF: 90, GA: 17)

INDIVIDUAL STATISTICS

Name	Pos.	GP/GS	Min.	G	A	Y/R
Akers, Michelle	F	20/19	1328	17	5	1/0
Cromwell, Amanda	D	8/5	395	0	1	0/0
Fawcett, Joy	D/M	21/21	1845	1	3	0/0
Foudy, Julie	M	21/20	1777	2	4	2/0
Gabarra, Carin	F	21/19	1645	10	10	0/0
Grubb, Jen	D	3/0	79	0	1	0/0
Hamilton, Linda	D	23/22	1837	0	0	0/0
Hamm, Mia	M	22/22	1958	19	20	0/0
Harvey, Mary	GK	4/3	272	0	0	0/0
Keller, Debbie	F	9/2	284	1	1	0/0
Lalor, Jennifer	M	9/1	246	0	0	0/0
Lilly, Kristine	M	23/22	1928	12	3	1/0
MacMillan, Shannon	F	1/0	11	0	0	0/0
Manthei, Holly	M	14/5	568	0	1	0/0
Milbrett, Tiffeny	F	21/10	1083	8	4	1/0
Neaton, Natalie	F	3/0	66	2	0	0/0
Overbeck, Carla	D	25/25	2252	3	1	2/0
Pearman, Tammy	M	1/0	25	1	0	0/0
Rafanelli, Sarah	F	8/2	264	0	1	0/0
Roberts, Tiffany	M	23/20	1744	1	3	0/0
Scurry, Briana	GK	17/17	1524	0	0	0/1
Staples, Thori	D	15/11	963	0	1	1/0
Venturini, Tisha	M	25/24	2044	12	1	1/0
Wilson, Staci	D	5/1	157	0	0	0/0
Own Goal				1		

Totals	25/25	2250	90	62	12/1
Opponent Totals	25/25	2250	17	12	40/0

GOALKEEPING STATISTICS

Name	GP/GS	Min.	W-L-T	GF	GA	SO	GAA
Hamm, Mia	1/0	6	0-0-0	0	0	0	0.00
Harvey, Mary	4/3	272	4-0-0	15	1	1	0.33
Scurry, Briana	17/17	1524	13-2-2	56	12	10	0.60
Webber, Saskia	6/5	450	4-0-0	20	4	2	0.80

Totals	25/25	2250	21-2-2	90	17	14	0.68
Opponent Totals	25/25	2250	2-21-2	17	90	2	3.60

Note: Scurry sent off against Denmark on 6/8 in 88th minute and was replaced in goal by Hamm ... Shutout total includes one shared shutout: 4/30, Harvey & Webber.

1994 USWNT Final Statistics**International Record: 12-1-0 (GF: 59, GA: 6)**

INDIVIDUAL STATISTICS

Name	Pos.	GP/GS	Min.	G	A	Y/R
Akers-Stahl, Michelle	F	12/7	521	11	7	1/0
Cromwell, Amanda	D	10/1	221	1	0	1/0
Fawcett, Joy	D	5/5	377	0	0	0/0
Foudy, Julie	M	12/12	1080	4	3	2/0
Gabarra, Carin	F	12/12	920	9	4	0/0
Hamilton, Linda	D	12/9	891	0	0	2/0
Hamm, Mia	M	9/9	810	10	5	1/0
Lalor, Jennifer	M	9/4	467	1	0	0/0
Lilly, Kristine	M	13/13	1170	7	4	1/0
MacMillan, Shannon	F	6/4	370	1	1	0/0
McCarthy, Megan	D	5/2	166	0	0	0/0
Mead, Jen	GK	1/1	90	0	0	0/0
Milbrett, Tiffeny	F	8/3	301	2	1	1/0
Overbeck, Carla	D	13/13	1170	2	2	1/0
Rafanelli, Sarah	F	12/6	686	1	4	0/0
Roberts, Tiffany	M	13/13	1102	4	1	1/0
Sanchez, Keri	D	2/2	90	0	0	0/0
Scurry, Briana	GK	12/12	1080	0	0	0/0
Staples, Thori	D	8/6	556	0	0	1/1
Tower, Rita	F	2/1	95	0	0	0/0
Venturini, Tisha	M	9/8	669	4	2	0/0
Walbert, Kelly	D	1/0	21	0	0	0/0
Own goal				2		

TOTALS	13/13	1170	59	34	12/1
Opponents	13/13	1170	6	3	11

GOALKEEPING STATISTICS

Name	GP/GS	Min.	W-L-T	GF	GA	SO	GAA
Mead, Jen	1/1	90	1-0-0	3	1	0	1.00
Scurry, Briana	12/12	1080	11-1-0	56	5	7	0.42
TOTALS	13/13	1170	12-1-0	59	6	7	0.46
Opponents	13/13	1170	1-12-0	6	59	1	4.54

Note: Staples and assistant coach DiCicco sent off against Trinidad & Tobago on Aug. 17.

YEAR-BY-YEAR ALL-TIME RESULTS

U.S. Women's National Team Year-by-Year All-Time Results

All-Time Record: 593W-72L-91D **All-Time Home Record: 347W-22L-37D**
All-Time Away Record: 59W-20L-16D **All-Time Neutral Record: 187W-30L-38D**
All-Time World Cup Record: 41W-4L-9D **All-Time World Cup Qualifying Record: 37W-1L-0D**
All-Time Olympic Record: 33W-4L-7D **All-Time Olympic Qualifying Record: 28W-0L-1D**
All-Time Concacaf Qualifying Record: 60W-1L-1D

* Women's World Cup qualifier ** Women's World Cup + Olympic qualifier *+ Concacaf W Championship
 ++ Olympic Games ^ Women's Gold Cup (SO) Sold out # Attendance limited due to COVID-19 pandemic
 Through Jan. 1, 2025

2024

Date	Opponent	Result	Location	Attendance
Feb. 20	Dom. Republic ☉	5-0 W	Carson, Calif.	3,242
Feb. 23	Argentina ☉	4-0 W	Carson, Calif.	8,315
Feb. 26	Mexico ☉	0-2 L	Carson, Calif.	11,612
Mar. 2	Colombia ☉	3-0 W	Los Angeles, Calif.	16,746
Mar. 6	Canada ☉	2-2 T (ot) (3-1 PKs)	San Diego, Calif.	15,245
Mar. 10	Brazil ☉	1-0 W	San Diego, Calif.	31,528
Apr. 6	Japan	2-1 W	Atlanta, Ga.	50,644
Apr. 9	Canada	2-2 T (5-4 PKs)	Columbus, Ohio	19,049
June 1	Korea Republic	4-0 W	Commerce City, Colo.	19,010
June 4	Korea Republic	3-0 W	St. Paul, Minn.	19,169
July 13	Mexico	1-0 W	Harrison, N.J.	(SO) 26,376
July 16	Costa Rica	0-0 T	Washington, D.C.	18,972
July 25	Zambia ++	3-0 W	Nice, France	5,550
July 28	Germany ++	4-1 W	Marseille, France	9,329
July 31	Australia ++	2-1 W	Marseille, France	9,610
Aug. 3	Japan ++	1-0 W (ot)	Paris, France	43,004
Aug. 6	Germany ++	1-0 W (ot)	Lyon, France	15,107
Aug. 10	Brazil ++	1-0 W	Paris, France	43,813
Oct. 24	Iceland	3-1 W	Austin, Texas	18,850
Oct. 27	Iceland	3-1 W	Nashville, Tenn.	17,018
Oct. 30	Argentina	3-0 W	Louisville, Ky.	13,543
Nov. 30	England	0-0 T	London, England	78,346
Dec. 3	Netherlands	2-1 W	The Hauge, Netherlands	12,503

2023

Date	Opponent	Result	Location	Attendance
Jan. 17	New Zealand	4-0 W	Wellington, New Zealand	12,508
Jan. 20	New Zealand	5-0 W	Auckland, New Zealand	12,721
Feb. 16	Canada	2-0 W	Orlando, Fla.	14,697
Feb. 19	Japan	1-0 W	Nashville, Tenn.	25,471
Feb. 22	Brazil	2-1 W	Frisco, Texas	17,784
April 8	Republic of Ireland	2-0 W	Austin, Texas	20,593 (SO)
April 11	Republic of Ireland	1-0 W	St. Louis, Mo.	22,294
July 9	Wales	2-0 W	San Jose, Calif.	18,000 (SO)
July 21	Vietnam**	3-0 W	Auckland, New Zealand	41,107
July 26	Netherlands**	1-1 D	Wellington, New Zealand	27,312
Aug. 1	Portugal**	0-0 D	Auckland, New Zealand	42,958
Aug. 6	Sweden**	0-0 D (ot) (4-5 Pks)	Melbourne, Australia	27,706
Sept. 21	South Africa	3-0 W	Cincinnati, Ohio	22,016
Sept. 24	South Africa	2-0 W	Chicago, Ill.	25,622
Oct. 26	Colombia	0-0 D	Sandy, Utah	13,058
Oct. 29	Colombia	3-0 W	San Diego, Calif.	16,202
Dec. 2	China PR	3-0 W	Ft. Lauderdale, Fla.	8,768
Dec. 5	China PR	2-1 W	Frisco, Texas	11,204

2022

Date	Opponent	Result	Location	Attendance
Feb. 17	Czech Republic	0-0 T	Carson, Calif.	7,333
Feb. 20	New Zealand	5-0 W	Carson, Calif.	16,587
Feb. 23	Iceland SB	5-0 W	Frisco, Texas	7,444
April 9	Uzbekistan	9-1 W	Columbus, Ohio	12,071
April 12	Uzbekistan	9-0 W	Chester, Pa.	11,373
June 25	Colombia	3-0 W	Commerce City, Colo.	17,143 (SO)
June 28	Colombia	2-0 W	Sandy, Utah	16,077
July 4	Haiti *+	3-0 W	Monterrey, Mexico	5,345
July 7	Jamaica *+	5-0 W	Monterrey, Mexico	3,150
July 11	Mexico *+	1-0 W	Monterrey, Mexico	20,522
July 14	Costa Rica *+	3-0 W	Monterrey, Mexico	2,537
July 18	Canada *+	1-0 W	Monterrey, Mexico	17,247
Sept. 3	Nigeria	4-0 W	Kansas City, Kan.	14,502
Sept. 6	Nigeria	2-1 W	Washington, D.C.	18,869
Oct. 7	England	1-2 L	London, England	76,893
Oct. 11	Spain	0-2 L	Pamplona, Spain	11,209
Nov. 10	Germany	1-2 L	Ft. Lauderdale, Fla.	16,917
Nov. 13	Germany	2-1 W	Harrison, N.J.	26,317

2021

Date	Opponent	Result	Location	Attendance
Jan. 18	Colombia	4-0 W	Orlando, Fla.	# 2,042
Jan. 22	Colombia	6-0 W	Orlando, Fla.	# 3,202
Feb. 18	Canada	1-0 W	Orlando, Fla.	# 3,104
Feb. 21	Brazil	2-0 W	Orlando, Fla.	# 4,000
Feb. 24	Argentina	6-0 W	Orlando, Fla.	# 3,702
April 10	Sweden	1-1 T	Stockholm, Sweden	Closed Door
April 13	France	2-0 W	Le Havre, France	Closed Door
June 10	Portugal	1-0 W	Houston, Texas	9,951
June 13	Jamaica	4-0 W	Houston, Texas	8,737
June 16	Nigeria	2-0 W	Austin, Texas	20,500 (SO)
July 1	Mexico	4-0 W	East Hartford, Conn.	21,637
July 5	Mexico	4-0 W	East Hartford, Conn.	27,758
July 21	Sweden ++	0-3 L	Tokyo, Japan	Closed Door
July 24	New Zealand ++	6-1 W	Saitama, Japan	Closed Door
July 27	Australia ++	0-0 T	Kashima, Japan	1,209
July 30	Netherlands ++	2-2 T (ot)(4-2 Pks)	Yokohama, Japan	Closed Door
Aug. 2	Canada ++	0-1 L	Kashima, Japan	Closed Door
Aug. 5	Australia ++	4-3 W	Kashima, Japan	Closed Door
Sep. 16	Paraguay	9-0 W	Cleveland, Ohio	14,117
Sep. 21	Paraguay	8-0 W	Cincinnati, Ohio	22,515
Oct. 21	Korea Republic	0-0 T	Kansas City, Kan.	18,467 (SO)
Oct. 26	Korea Republic	6-0 W	St. Paul, Minn.	18,115
Nov. 27	Australia	3-0 W	Sydney, Australia	36,109
Nov. 30	Australia	1-1 T	Newcastle, Australia	20,495

2020

Date	Opponent	Result	Location	Attendance
Jan. 28	Haiti*	4-0 W	Houston, Texas	4,363
Jan. 31	Panama *	8-0 W	Houston, Texas	14,121
Feb. 3	Costa Rica *	6-0 W	Houston, Texas	7,082
Feb. 7	Mexico *	4-0 W	Carson, Calif.	11,292
Feb. 9	Canada *	3-0 W	Carson, Calif.	17,489
March 5	England	2-0 W	Orlando, Fla.	16,531
March 8	Spain	1-0 W	Harrison, N.J.	26,500 (SO)
March 11	Japan	3-1 W	Frisco, Texas	19,096 (SO)
Nov. 27	Netherlands	2-0 W	Breda, Netherlands	Closed Door

YEAR-BY-YEAR ALL-TIME RESULTS

2019

Date	Opponent	Result	Location	Attendance
Jan. 19	France	1-3 L	Le Havre, France	22,780
Jan. 22	Spain	1-0 W	Alicante, Spain	9,182
Feb. 27	Japan	2-2 T	Chester, Pa.	14,555
March 2	England	2-2 T	Nashville, Tenn.	22,125
March 5	Brazil	1-0 W	Tampa, Fla.	14,009
April 4	Australia	5-3 W	Commerce City, Colo.	17,264
April 7	Belgium	6-0 W	Los Angeles, Calif.	20,941
May 12	South Africa	3-0 W	Santa Clara, Calif.	22,788
May 16	New Zealand	5-0 W	St. Louis, Mo.	35,761
May 26	Mexico	3-0 W	Harrison, N.J.	26,332
June 11	Thailand **	13-0 W	Reims, France	18,591
June 16	Chile **	3-0 W	Paris, France	45,594
June 20	Sweden **	2-0 W	Le Havre, France	22,418
June 24	Spain **	2-1 W	Reims, France	19,633
June 28	France **	2-1 W	Paris, France	45,595
July 2	England **	2-1 W	Lyon, France	53,512
July 7	Netherlands **	2-0 W	Lyon, France	57,900
Aug. 3	Ireland	3-0 W	Pasadena, Calif.	37,040
Aug. 29	Portugal	4-0 W	Philadelphia, Pa.	49,504
Sept. 3	Portugal	3-0 W	St. Paul, Minn.	19,660 (SO)
Oct. 3	Korea Republic	2-0 W	Charlotte, N.C.	30,071
Oct. 6	Korea Republic	1-1 T	Chicago, Ill.	33,027
Nov. 7	Sweden	3-2 W	Columbus, Ohio	20,903
Nov. 10	Costa Rica	6-0 W	Jacksonville, Fla.	12,914

2018

Date	Opponent	Result	Location	Attendance
Jan. 21	Denmark	5-1 W	San Diego, Calif.	17,526
March 1	Germany	1-0 W	Columbus, Ohio	14,591
March 4	France	1-1 T	Harrison, N.J.	25,706
March 7	England	1-0 W	Orlando, Fla.	12,351
April 5	Mexico	4-1 W	Jacksonville, Fla.	14,360
April 8	Mexico	6-2 W	Houston, Texas	15,349
June 7	China PR	1-0 W	Sandy, Utah	13,230
June 12	China PR	2-1 W	Cleveland, Ohio	12,335
July 26	Japan	4-2 W	Kansas City, Kansas	18,467 (SO)
July 29	Australia	1-1 T	East Hartford, Conn.	21,570
Aug. 2	Brazil	4-1 W	Bridgeview, Ill.	18,309
Aug. 31	Chile	3-0 W	Carson, Calif.	23,544
Sept. 4	Chile	4-0 W	San Jose, Calif.	14,340
Oct. 4	Mexico *	6-0 W	Cary, N.C.	5,404
Oct. 7	Panama *	5-0 W	Cary, N.C.	7,532
Oct. 10	Trinidad & Tobago *	7-0 W	Cary, N.C.	3,996
Oct. 14	Jamaica *	6-0 W	Frisco, Texas	7,555
Oct. 17	Canada *	2-0 W	Frisco, Texas	6,986
Nov. 8	Portugal	1-0 W	Lisbon, Portugal	980
Nov. 13	Scotland	1-0 W	Glasgow, Scotland	3,790

2017

Date	Opponent	Result	Location	Attendance
March 1	Germany	1-0 W	Chester, Pa.	16,318
March 4	England	0-1 L	Harrison, N.J.	26,500 (SO)
March 7	France	0-3 L	Washington, D.C.	21,638
April 6	Russia	4-0 W	Frisco, Texas	15,191 (SO)
April 9	Russia	5-1 W	Houston, Texas	11,347
June 8	Sweden	1-0 W	Gothenburg, Sweden	10,011
June 11	Norway	1-0 W	Sandefjord, Norway	3,866
July 27	Australia	0-1 L	Seattle, Wash.	15,748
July 30	Brazil	4-3 W	San Diego, Calif.	21,096
Aug. 3	Japan	3-0 W	Carson, Calif.	23,161
Sept. 15	New Zealand	3-1 W	Commerce City, Colo.	17,301
Sept. 19	New Zealand	5-0 W	Cincinnati, Ohio	30,596
Oct. 19	Korea Republic	3-1 W	New Orleans, La.	9,371
Oct. 22	Korea Republic	6-0 W	Cary, N.C.	9,727
Nov. 9	Canada	1-1 T	Vancouver, Canada	28,017 (SO)
Nov. 12	Canada	3-1 W	San Jose, Calif.	17,960

YEAR-BY-YEAR ALL-TIME RESULTS

2016

Date	Opponent	Result	Location	Attendance
Jan. 23	Republic of Ireland	5-0 W	San Diego, Calif.	23,309
Feb. 10	Costa Rica +	5-0 W	Frisco, Texas	8,143
Feb. 13	Mexico +	1-0 W	Frisco, Texas	15,032
Feb. 15	Puerto Rico +	10-0 W	Frisco, Texas	7,658
Feb. 19	Trinidad & Tobago +	5-0 W	Houston, Texas	5,561
Feb. 21	Canada +	2-0 W	Houston, Texas	10,119
March 3	England	1-0 W	Tampa, Fla.	13,027
March 6	France	1-0 W	Nashville, Tenn.	25,363
March 9	Germany	2-1 W	Boca Raton, Fla.	13,501
April 6	Colombia	7-0 W	East Hartford, Conn.	21,792
April 10	Colombia	3-0 W	Chester, Pa.	17,275 (SO)
June 2	Japan	3-3 T	Commerce City, Colo.	18,572 (SO)
June 5	Japan	2-0 W	Cleveland, Ohio	23,535
July 9	South Africa	1-0 W	Chicago, Ill.	19,272
July 22	Costa Rica	4-0 W	Kansas City, Kan.	12,635
Aug. 3	New Zealand ++	2-0 W	Belo Horizonte, Brazil	9,556
Aug. 6	France ++	1-0 W	Belo Horizonte, Brazil	11,782
Aug. 9	Colombia ++	2-2 T	Manaus, Brazil	30,557
Aug. 12	Sweden ++	1-1 T (ot) (3-4 Pks)	Brasilia, Brazil	13,892
Sept. 15	Thailand	9-0 W	Columbus, Ohio	10,490
Sept. 18	Netherlands	3-1 W	Atlanta, Ga.	15,652
Oct. 19	Switzerland	4-0 W	Sandy, Utah	14,336
Oct. 23	Switzerland	5-1 W	Minneapolis, Minn.	23,400
Nov. 10	Romania	8-1 W	San Jose, Calif.	16,425
Nov. 13	Romania	5-0 W	Carson, Calif.	20,336

2015

Date	Opponent	Result	Location	Attendance
Feb. 8	France	0-2 L	Lorient, France	15,663 (SO)
Feb. 13	England	1-0 W	Milton Keynes, England	14,369
March 4	Norway	2-1 W	Vila Real de San Antonio, Portugal	500
March 6	Switzerland	3-0 W	Vila Real de San Antonio, Portugal	500
March 9	Iceland	0-0 T	Lagos, Portugal	500
March 11	France	2-0 W	Faro, Portugal	1,500
April 4	New Zealand	4-0 W	St. Louis, Mo.	35,817
May 10	Ireland	3-0 W	San Jose, Calif.	18,000 (SO)
May 17	Mexico	5-1 W	Carson, Calif.	27,000 (SO)
May 30	Korea Republic	0-0 T	Harrison, N.J.	26,467 (SO)
June 8	Australia **	3-1 W	Winnipeg, Canada	31,148
June 12	Sweden **	0-0 T	Winnipeg, Canada	32,716
June 16	Nigeria **	1-0 W	Vancouver, Canada	52,193
June 22	Colombia **	2-0 W	Edmonton, Canada	19,412
June 26	China PR **	1-0 W	Ottawa, Canada	24,141
June 30	Germany **	2-0 W	Montreal, Canada	51,176
July 5	Japan **	5-2 W	Vancouver, Canada	53,341
Aug. 16	Costa Rica	8-0 W	Pittsburgh, Pa.	44,028
Aug. 19	Costa Rica	7-2 W	Chattanooga, Tenn.	20,535 (SO)
Sept. 17	Haiti	5-0 W	Detroit, Mich.	34,538
Sept. 20	Haiti	8-0 W	Birmingham, Ala.	35,753
Oct. 21	Brazil	1-1 T	Seattle, Wash.	23,603
Oct. 25	Brazil	3-1 W	Orlando, Fla.	32,869
Dec. 10	Trinidad & Tobago	6-0 W	San Antonio, Texas	10,690
Dec. 13	China	2-0 W	Glendale, Ariz.	19,066
Dec. 16	China	0-1 L	New Orleans, La.	32,950

2014

Date	Opponent	Result	Location	Attendance
Jan. 31	Canada	1-0 W	Frisco, Texas	20,862 (SO)
Feb. 8	Russia	7-0 W	Boca Raton, Fla.	8,857
Feb. 13	Russia	8-0 W	Atlanta, Ga.	16,133
March 5	Japan	1-1 T	Parchal, Portugal	500
March 7	Sweden	0-1 L	Albufeira, Portugal	2,000
March 10	Denmark	3-5 L	Albufeira, Portugal	750
March 12	Korea DPR	3-0 W	Parchal, Portugal	250
April 6	China PR	2-0 W	Commerce City, Colo.	14,903
April 10	China PR	3-0 W	San Diego, Calif.	12,857
May 8	Canada	1-1 T	Winnipeg, Canada	28,255

YEAR-BY-YEAR ALL-TIME RESULTS

2014 (continued)

Date	Opponent	Result	Location	Attendance
June 14	France	1-0 W	Tampa, Fla.	9,799
June 19	France	2-2 T	East Hartford, Conn.	14,695
Aug. 20	Switzerland	4-1 W	Cary, N.C.	9,992 (SO)
Sept. 13	Mexico	8-0 W	Sandy, Utah	8,849
Sept. 18	Mexico	4-0 W	Rochester, N.Y.	5,680
Oct. 15	T&T *	1-0 W	Kansas City, Kan.	3,621
Oct. 17	Guatemala *	5-0 W	Bridgeview, Ill.	6,796
Oct. 20	Haiti *	6-0 W	Washington, D.C.	6,421
Oct. 24	Mexico *	3-0 W	Chester, Pa.	8,773
Oct. 26	Costa Rica *	6-0 W	Chester, Pa.	11,625
Dec. 10	China PR	1-1 T	Brasilia, Brazil	300
Dec. 14	Brazil	2-3 L	Brasilia, Brazil	5,421
Dec. 18	Argentina	7-0 W	Brasilia, Brazil	750
Dec. 21	Brazil	0-0 T	Brasilia, Brazil	11,000

2013

Date	Opponent	Result	Location	Attendance
Feb. 9	Scotland	4-1 W	Jacksonville, Fla.	18,656
Feb. 13	Scotland	3-1 W	Nashville, Tenn.	14,224
March 6	Iceland	3-0 W	Albufeira, Portugal	500
March 8	China PR	5-0 W	Albufeira, Portugal	500
March 11	Sweden	1-1 T	Lagos, Portugal	750
March 13	Germany	2-0 W	Faro, Portugal	1,200
April 5	Germany	3-3 T	Offenbach, Germany	16,090
April 9	Netherlands	3-1 W	The Hague, Netherlands	8,000
June 2	Canada	3-0 W	Toronto, Canada	22,453 (SO)
June 15	Korea Rep.	4-1 W	Foxborough, Mass.	13,035
June 20	Korea Rep.	5-0 W	Harrison, N.J.	18,961
Sept. 3	Mexico	7-0 W	Washington, D.C.	12,594
Oct. 20	Australia	4-0 W	San Antonio, Texas	19,109
Oct. 27	New Zealand	4-1 W	San Francisco, Calif.	16,315
Oct. 30	New Zealand	1-1 T	Columbus, Ohio	15,139
Nov. 10	Brazil	4-1 W	Orlando, Fla.	20,274

2012

Date	Opponent	Result	Location	Attendance
Jan. 20	Dominican Rep. +	14-0 W	Vancouver, Canada	6,321
Jan. 22	Guatemala +	13-0 W	Vancouver, Canada	6,259
Jan. 24	Mexico +	4-0 W	Vancouver, Canada	7,599
Jan. 27	Costa Rica +	3-0 W	Vancouver, Canada	22,954
Jan. 29	Canada +	4-0 W	Vancouver, Canada	25,427 (SO)
Feb. 11	New Zealand	2-1 W	Frisco, Texas	20,677
Feb. 29	Denmark	5-0 W	Lagos, Portugal	300
March 2	Norway	2-1 W	Lagos, Portugal	300
March 5	Japan	0-1 L	Faro, Portugal	1,000
March 7	Sweden	4-0 W	Parchal, Portugal	400
April 1	Japan	1-1 T	Sendai, Japan	15,159
April 3	Brazil	3-0 W	Chiba, Japan	500s
May 27	China	4-1 W	Chester, Pa.	18,573 (SO)
June 16	Sweden	3-1 W	Halmstad, Sweden	2,751
June 18	Japan	4-1 W	Halmstad, Sweden	1,309
June 30	Canada	2-1 W	Sandy, Utah	16,805
July 25	France ++	4-2 W	Glasgow, Scotland	18,090
July 28	Colombia ++	3-0 W	Glasgow, Scotland	11,313
July 31	Korea DPR ++	1-0 W	Manchester, England	29,522
Aug. 3	New Zealand ++	2-0 W	Newcastle, England	10,441
Aug. 6	Canada ++	4-3 W	Manchester, England	26,640
Aug. 9	Japan ++	2-1 W	London, England	80,203
Sept. 1	Costa Rica	8-0 W	Rochester, N.Y.	13,208 (SO)
Sept. 16	Australia	2-1 W	Carson, Calif.	19,851
Sept. 19	Australia	6-2 W	Commerce City, Colo.	18,589 (SO)
Oct. 20	Germany	1-1 T	Bridgeview, Ill.	19,522 (SO)
Oct. 23	Germany	2-2 T	East Hartford, Conn.	18,870
Nov. 28	Ireland	5-0 W	Portland, Ore.	10,092
Dec. 1	Ireland	2-0 W	Glendale, Ariz.	11,570
Dec. 8	China PR	2-0 W	Detroit, Mich.	17,371
Dec. 12	China PR	4-0 W	Houston, Texas	15,643
Dec. 15	China PR	4-1 W	Boca Raton, Fla.	10,493

YEAR-BY-YEAR ALL-TIME RESULTS

2011

Date	Opponent	Result	Location	Attendance
Jan. 21	Sweden	1-2 L	Chongqing, China	10,000
Jan. 23	Canada	2-1 W	Chongqing, China	7,000
Jan. 25	China PR	2-0 W	Chongqing, China	12,000
March 2	Japan	2-1 W	Vila Real de San Antonio, Portugal	350
March 4	Norway	2-0 W	Vila Real de San Antonio, Portugal	400
March 7	Finland	4-0 W	Quarteira, Portugal	250
March 9	Iceland	4-2 W	Faro, Portugal	1,500
April 2	England	1-2 L	London, England	5,801
May 14	Japan	2-0 W	Columbus, Ohio	5,234
May 18	Japan	2-0 W	Cary, N.C.	5,323
June 5	Mexico	1-0 W	Harrison, N.J.	5,852
June 28	Korea DPR **	2-0 W	Dresden, Germany	21,859
July 2	Colombia **	3-0 W	Sinsheim, Germany	25,475
(SO)				
July 6	Sweden **	1-2 L	Wolfsburg, Germany	23,468
July 10	Brazil **	2-2 T (ot) (5-3 pk)	Dresden, Germany	25,598
July 13	France **	3-1 W	Monchengladbach, Germany	25,676
July 17	Japan **	2-2 T (ot) (1-3 pk)	Frankfurt, Germany	48,817
Sept. 17	Canada	1-1 T	Kansas City, Kan.	16,191
Sept. 22	Canada	3-0 W	Portland, Ore.	18,570
Nov. 19	Sweden	1-1 T	Glendale, Ariz.	18,482

2010

Date	Opponent	Result	Location	Attendance
Feb. 24	Iceland	2-0 W	Vila Real de San Antonio, Portugal	250
Feb. 26	Norway	2-1 W	Olhao, Portugal	300
March 1	Sweden	2-0 W	Ferreiras, Portugal	500
March 3	Germany	3-2 W	Faro, Portugal	1,200
March 28	Mexico	3-0 W	San Diego, Calif.	3,069
March 31	Mexico	1-0 W	Sandy, Utah	3,732
May 22	Germany	4-0 W	Cleveland, Ohio	10,321
July 13	Sweden	1-1 T	Omaha, Neb.	6,493
July 17	Sweden	3-0 W	East Hartford, Conn.	5,887
Oct. 2	China PR	2-1 W	Kennesaw, Ga.	4,759
Oct. 6	China PR	1-1 T	Chester, Pa.	2,505
Oct. 28	Haiti*	5-0 W	Cancun, Mexico	2,500
Oct. 30	Guatemala*	9-0 W	Cancun, Mexico	1,050
Nov. 1	Costa Rica*	4-0 W	Cancun, Mexico	503
Nov. 5	Mexico*	1-2 L	Cancun, Mexico	8,500
Nov. 8	Costa Rica*	3-0 W	Cancun, Mexico	2,500
Nov. 20	Italy*	1-0 W	Padova, Italy	5,000
Nov. 27	Italy*	1-0 W	Bridgeview, Ill.	9,508

2009

Date	Opponent	Result	Location	Attendance
March 4	Denmark	2-0 W	Lagos, Portugal	200
March 6	Iceland	1-0 W	Ferreiras, Portugal	250
March 9	Norway	1-0 W	Ferreiras, Portugal	400
March 11	Sweden	1-1 T (3-4 pk)	Faro, Portugal	1,200
May 25	Canada	4-0 W	Toronto, Canada	10,255
July 19	Canada	1-0 W	Rochester, N.Y.	8,433
July 22	Canada	1-0 W	Charleston, S.C.	4,041
Oct. 29	Germany	1-0 W	Augsburg, Germany	28,377

2008

Date	Opponent	Result	Location	Attendance
Jan. 16	Canada	4-0 W	Guangzhou, China	1,000
Jan. 18	Finland	4-1 W	Guangzhou, China	500
Jan. 20	China PR	1-0 W	Guangzhou, China	3,000
March 5	China PR	4-0 W	Albufeira, Portugal	250
March 7	Italy	2-0 W	Alvor, Portugal	200
March 10	Norway	4-0 W	Alvor, Portugal	300
March 12	Denmark	2-1 W	Vila Real de San Antonio, Portugal	1,000
April 4	Jamaica +	6-0 W	Ciudad Juarez, Mexico	5,038
April 6	Mexico +	3-1 W	Ciudad Juarez, Mexico	22,280
April 9	Costa Rica +	3-0 W	Ciudad Juarez, Mexico	19,850

YEAR-BY-YEAR ALL-TIME RESULTS

2008 (continued)

Date	Opponent	Result	Location	Attendance
April 12	Canada +	1-1 T (ot) (6-5 pk)	Ciudad Juarez, Mexico	4,115
April 27	Australia	3-2 W	Cary, N.C.	3,698
May 3	Australia	5-4 W	Birmingham, Ala.	5,000
May 10	Canada	6-0 W	Washington, D.C.	9,332
June 15	Australia	2-1 W	Suwon, South Korea	1,357
June 17	Brazil	1-0 W	Suwon, South Korea	1,158
June 19	Italy	2-0 W	Suwon, South Korea	1,075
June 21	Canada	1-0 W	Suwon, South Korea	25,280
July 2	Norway	4-0 W	Fredrikstad, Norway	1,900
July 5	Sweden	1-0 W	Skelleftea, Sweden	4,313
July 13	Brazil	1-0 W	Commerce City, Colo.	15,071
July 16	Brazil	1-0 W	San Diego, Calif.	7,502 (SO)
Aug. 6	Norway ++	0-2 L	Qinhuangdao, China	17,673
Aug. 9	Japan ++	1-0 W	Qinhuangdao, China	16,912
Aug. 12	New Zealand ++	4-0 W	Shenyang, China	12,453
Aug. 15	Canada++	2-1 W (ot)	Shanghai, China	26,129
Aug. 18	Japan ++	4-2 W	Beijing, China	50,937
Aug. 21	Brazil++	1-0 W (ot)	Beijing, China	51,612
Sept. 13	Ireland	2-0 W	Philadelphia, Pa.	13,176
Sept. 17	Ireland	1-0 W	East Rutherford, N.J.	4,227
Sept. 20	Ireland	2-0 W	Bridgeview, Ill.	5,390
Nov. 1	Korea Republic	3-1 W	Richmond, Va.	3,387
Nov. 5	Korea Republic	0-0 T	Cincinnati, Ohio	5,877
Nov. 8	Korea Republic	1-0 W	Tampa, Fla.	4,263
Dec. 13	China PR	1-0 W	Carson, Calif.	3,619
Dec. 17	China PR	1-0 W	Detroit, Mich.	11,933

2007

Date	Opponent	Result	Location	Attendance
Jan. 26	Germany	0-0 T	Guangzhou, China	1,500
Jan. 28	England	1-1 T	Guangzhou, China	3,000
Jan. 30	China PR	2-0 W	Guangzhou, China	8,000
March 7	China PR	2-1 W	Silves, Portugal	500
March 9	Finland	1-0 W	Ferreiras, Portugal	500
March 12	Sweden	3-2 W	Vila Real de San Antonio, Portugal	1,000
March 14	Denmark	2-0 W	Vila Real de San Antonio, Portugal	1,000
April 14	Mexico	5-0 W	Foxborough, Mass.	18,184
May 12	Canada	6-2 W	Frisco, Texas	8,569
June 16	China PR	2-0 W	Cleveland, Ohio	8,888
June 23	Brazil	2-0 W	East Rutherford, N.J.	16,856
July 14	Norway	1-0 W	East Hartford, Conn.	9,957
July 28	Japan	4-1 W	San Jose, Calif.	11,290
Aug. 12	New Zealand	6-1 W	Chicago, Ill.	7,015
Aug. 25	Finland	4-0 W	Carson, Calif.	7,118
Sept. 11	Korea DPR **	2-2 T	Chengdu, China	35,100
Sept. 14	Sweden **	2-0 W	Chengdu, China	35,500
Sept. 18	Nigeria **	1-0 W	Shanghai, China	6,500
Sept. 22	England **	3-0 W	Tianjin, China	29,586
Sept. 27	Brazil **	0-4 L	Hangzhou, China	47,818
Sept. 30	Norway **	4-1 W	Shanghai, China	34,000
Oct. 13	Mexico	5-1 W	St. Louis, Mo.	10,861
Oct. 17	Mexico	4-0 W	Portland, Ore.	10,006
Oct. 20	Mexico	1-1 T	Albuquerque, N.M.	8,972

2006

Date	Opponent	Result	Location	Attendance
Jan. 18	Norway	3-1 W	Guangzhou, China	2,000
Jan. 20	France	0-0 T	Guangzhou, China	2,500
Jan. 22	China PR	2-0 W	Guangzhou, China	15,000
March 9	China PR	0-0 T	Faro, Portugal	250
March 11	Denmark	5-0 W	Quarteira, Portugal	500
March 13	France	4-1 W	Faro, Portugal	400
March 15	Germany	0-0 T (ot) (3-4 pk)	Faro, Portugal	1,000
May 7	Japan	3-1 W	Kumamoto, Japan	6,681
May 9	Japan	1-0 W	Osaka, Japan	15,908
July 15	Sweden	3-2 W	Blaine, Minn.	4,996
July 23	Ireland	5-0 W	San Diego, Calif.	3,574
July 30	Canada	2-0 W	Cary, N.C.	5,292

2006 (continued)

Date	Opponent	Result	Location	Attendance
Aug. 27	China PR	4-1 W	Bridgeview, Ill.	7,119
Sept. 13	Mexico	3-1 W	Rochester, N.Y.	6,784
Oct. 1	Chinese Taipei	10-0 W	Carson, Calif.	5,479
Oct. 8	Iceland	2-1 W	Richmond, Va.	4,083
Oct. 29	Denmark	1-1 T	Gimhae, South Korea	8,200
Oct. 31	Australia	2-0 W	Cheonan, South Korea	8,000
Nov. 2	Netherlands	2-0 W	Suwon, South Korea	8,900
Nov. 4	Canada	1-0 W	Seoul, South Korea	15,881
Nov. 22	Mexico *	2-0 W	Carson, Calif.	6,128
Nov. 26	Canada *	2-1 W (ot)	Carson, Calif.	6,749

2005

Date	Opponent	Result	Location	Attendance
March 9	France	1-0 W	Ferreiras, Portugal	250
March 11	Finland	3-0 W	Guia, Portugal	250
March 13	Denmark	4-0 W	Vila Real de San Antonio, Portugal	250
March 15	Germany	1-0 W	Faro, Portugal	1,000
June 26	Canada	2-0 W	Virginia Beach, Va.	3,215
July 10	Ukraine	7-0 W	Portland, Ore.	3,529
July 24	Iceland	3-0 W	Carson, Calif.	4,378
Oct. 16	Australia	0-0 T	Fullerton, Calif.	5,394
Oct. 23	Mexico	3-0 W	Charleston, S.C.	4,261

2004

Date	Opponent	Result	Location	Attendance
Jan. 30	Sweden	3-0 W	Shenzhen, China	3,500
Feb. 1	China PR	0-0 T	Shenzhen, China	5,000
Feb. 3	Canada	2-0 W	Shenzhen, China	1,000
Feb. 25	Trinidad & Tobago +	7-0 W	San Jose, Costa Rica	1,500
Feb. 27	Haiti +	8-0 W	Heredia, Costa Rica	2,000
Feb. 29	Mexico +	2-0 W	San Jose, Costa Rica	3,000
March 3	Costa Rica +	4-0 W	San Jose, Costa Rica	4,000
March 5	Mexico +	3-2 W	Heredia, Costa Rica	2,500
March 14	France	5-1 W	Ferreiras, Portugal	500
March 16	Denmark	1-0 W	Quarteira, Portugal	500
March 18	Sweden	1-3 L	Lagos, Portugal	500
March 20	Norway	4-1 W	Faro, Portugal	1,500
April 24	Brazil	5-1 W	Birmingham, Ala.	11,527
May 9	Mexico	3-0 W	Albuquerque, N.M.	17,805
June 6	Japan	1-1 T	Louisville, Ky.	7,525
July 3	Canada	1-0 W	Nashville, Tenn.	9,110
July 21	Australia	3-1 W	Blaine, Minn.	10,276 (SO)
Aug. 1	China PR	3-1 W	East Hartford, Conn.	15,093
Aug. 11	Greece ++	3-0 W	Heraklio, Greece	16,000
Aug. 14	Brazil ++	2-0 W	Thessaloniki, Greece	17,123
Aug. 17	Australia ++	1-1 T	Thessaloniki, Greece	3,320
Aug. 20	Japan ++	2-1 W	Thessaloniki, Greece	1,418
Aug. 23	Germany ++	2-1 W (ot)	Heraklio, Greece	5,165
Aug. 26	Brazil ++	2-1 W (ot)	Athens, Greece	10,416
Sept. 25	Iceland	4-3 W	Rochester, N.Y.	14,870 (SO)
Sept. 29	Iceland	3-0 W	Pittsburgh, Pa.	6,386
Oct. 3	New Zealand	5-0 W	Portland, Ore.	16,544
Oct. 10	New Zealand	6-0 W	Cincinnati, Ohio	18,806
Oct. 16	Mexico	1-0 W	Kansas City, Mo.	20,435
Oct. 20	Ireland	5-1 W	Chicago, Ill.	12,856
Oct. 23	Ireland	5-0 W	Houston, Texas	16,991
Nov. 3	Denmark	1-1 T	East Rutherford, N.J.	18,885
Nov. 6	Denmark	1-3 L	Philadelphia, Pa.	14,812
Dec. 8	Mexico	5-0 W	Carson, Calif.	15,549

YEAR-BY-YEAR ALL-TIME RESULTS

2003

Date	Opponent	Result	Location	Attendance
Jan. 12	Japan	0-0 T	San Diego, Calif.	5,099
Jan. 23	Norway	3-1 W	Yiwu, China	27,000
Jan. 26	China PR	0-2 L	Wuhan, China	40,000
Jan. 29	Germany	1-0 W	Shanghai, China	5,000
Feb. 16	Iceland	1-0 W	Charleston, S.C.	3,170
March 14	Canada	1-1 T	Olhão, Portugal	350
March 16	Norway	1-0 W	Ferreiras, Portugal	300
March 18	Sweden	1-1 T	Vila Real de San Antonio, Portugal	300
March 20	China PR	2-0 W	Loulé, Portugal	800
April 26	Canada	6-1 W	Washington, D.C.	5,693
May 17	England	6-0 W	Birmingham, Ala.	12,102
June 14	Ireland	5-0 W	Salt Lake City, Utah	19,584
July 13	Brazil	1-0 W	New Orleans, La.	15,074
Sept. 1	Costa Rica	5-0 W	Carson, Calif.	12,349
Sept. 7	Mexico	5-0 W	San Jose, Calif.	13,510
Sept. 21	Sweden **	3-1 W	Washington, D.C.	34,144
Sept. 25	Nigeria **	5-0 W	Philadelphia, Pa.	31,553
Sept. 28	Korea DPR **	3-0 W	Columbus, Ohio	22,828
Oct. 1	Norway **	1-0 W	Foxborough, Mass.	25,103
Oct. 5	Germany **	0-3 L	Portland, Ore.	27,623 (SO)
Oct. 11	Canada **	3-1 W	Carson, Calif.	25,253
Oct. 22	Italy	2-2 T	Kansas City, Mo.	18,263
Nov. 2	Mexico	3-1 W	Dallas, Texas	23,176

2002

Date	Opponent	Result	Location	Attendance
Jan. 12	Mexico	7-0 W	Charleston, S.C.	5,364 (SO)
Jan. 23	Norway	0-1 L	Huadu, China	10,000
Jan. 25	Germany	0-0 T	Panyu, China	1,500
Jan. 27	China PR	2-0 W	Guangzhou, China	5,000
March 1	Sweden	1-1 T	Albufeira, Portugal	150
March 3	England	2-0 W	Ferreiras, Portugal	500
March 5	Norway	2-3 L	Lagos, Portugal	300
March 7	Denmark	3-2 W	Albufeira, Portugal	150
April 27	Finland	3-0 W	San Jose, Calif.	11,990
July 21	Norway	4-0 W	Blaine, Minn.	8,357
Sept. 8	Scotland	8-2 W	Columbus, Ohio	6,295
Sept. 29	Russia	5-1 W	Uniondale, N.Y.	4,322
Oct. 2	Australia	4-0 W	Cary, N.C.	2,661
Oct. 6	Italy	4-0 W	Cary, N.C.	3,144
Oct. 27	Mexico *^	3-0 W	Pasadena, Calif.	5,568
Oct. 29	Trinidad & Tobago *^	3-0 W	Fullerton, Calif.	4,210
Nov. 2	Panama *^	9-0 W	Seattle, Wash.	21,522
Nov. 6	Costa Rica *^	7-0 W	Seattle, Wash.	10,079
Nov. 9	Canada *^	2-1 W (ot)	Pasadena, Calif.	6,911

2001

Date	Opponent	Result	Location	Attendance
Jan. 11	China PR	0-1 L	Panyu, China	10,000
Jan. 14	China PR	1-1 T (3-4 pk)	Hangzhou, China	30,000
March 7	Italy	0-1 L	Rieti, Italy	750
March 11	Canada	0-3 L	Lagos, Portugal	150
March 13	Portugal	2-0 W	Silves, Portugal	250
March 15	Sweden	0-2 L	Albufeira, Portugal	150
March 17	Norway	3-4 L	Quarteira, Portugal	100
June 30	Canada	2-2 T	Toronto, Canada	9,023
July 3	Canada	1-0 W	Blaine, Minn.	15,614 (SO)
Sept. 9	Germany	4-1 W	Chicago, Ill.	10,325

YEAR-BY-YEAR ALL-TIME RESULTS

2000

Date	Opponent	Result	Location	Attendance
Jan. 7	Czech Republic	8-1 W	Melbourne, Australia	1,200
Jan. 10	Sweden	0-0 T	Melbourne, Australia	2,000
Jan. 13	Australia	3-1 W	Adelaide, Australia	3,500
Feb. 6	Norway	2-3 L	Ft. Lauderdale, Fla.	12,031
Feb. 9	Norway	1-2 L	Boca Raton, Fla.	Closed Door
March 12	Portugal	7-0 W	Silves, Portugal	250
March 14	Denmark	2-1 W	Faro, Portugal	300
March 16	Sweden	1-0 W	Lagos, Portugal	350
March 18	Norway	1-0 W	Loulé, Portugal	850
April 5	Iceland	8-0 W	Davidson, N.C.	Closed Door
April 8	Iceland	0-0 T	Charlotte, N.C.	10,315
May 5	Mexico	8-0 W	Portland, Ore.	6,517
May 7	Canada	4-0 W	Portland, Ore.	7,659
May 31	China PR	0-1 L	Canberra, Australia	550
June 2	Canada	9-1 W	Sydney, Australia	10,049
June 4	New Zealand	5-0 W	Sydney, Australia	3,947
June 8	Japan	4-1 W	Newcastle, Australia	1,100
June 11	Australia	1-0 W	Newcastle, Australia	3,617
June 23	Trinidad & Tobago ^	11-0 W	Hershey, Pa.	10,483
June 25	Costa Rica ^	8-0 W	Louisville, Ky.	7,043
June 27	Brazil ^	0-0 T	Foxborough, Mass.	16,386
July 1	Canada ^	4-1 W	Louisville, Ky.	11,140
July 3	Brazil ^	1-0 W	Foxborough, Mass.	20,123
July 7	Italy	4-1 W	Central Islip, N.Y.	6,022 (SO)
July 16	Norway	1-0 W	Osnabruck, Germany	2,500
July 19	China PR	1-1 T	Gottigen, Germany	4,200
July 22	Germany	1-0 W	Braunschweig, Germany	6,050
July 27	Norway	1-1 T	Tromso, Norway	3,810
July 30	Norway	1-2 L	Oslo, Norway	15,762
Aug. 13	Russia	7-1 W	Annapolis, Md.	21,278
Aug. 15	Russia	1-1 T	College Park, Md.	Closed Door
Aug. 20	Canada	1-1 T	Kansas City, Mo.	21,246
Sept. 1	Brazil	4-0 W	San Jose, Calif.	26,853 (SO)
Sept. 14	Norway ++	2-0 W	Melbourne, Australia	16,043
Sept. 17	China PR ++	1-1 T	Melbourne, Australia	58,061
Sept. 20	Nigeria ++	3-1 W	Melbourne, Australia	24,623
Sept. 24	Brazil ++	1-0 W	Canberra, Australia	11,000
Sept. 28	Norway ++	2-3 L (ot)	Sydney, Australia	22,848
Nov. 11	Canada	1-3 L	Columbus, Ohio	8,569
Dec. 10	Mexico	3-2 W	Houston, Texas	11,121
Dec. 17	Japan	1-1 T	Phoenix, Ariz.	12,039

YEAR-BY-YEAR ALL-TIME RESULTS

1999

Date	Opponent	Result	Location	Attendance
Jan. 27	Portugal	7-0 W	Orlando, Fla.	Closed Door
Jan. 30	Portugal	6-0 W	Ft. Lauderdale, Fla.	5,152
Feb. 24	Finland	3-1 W	Orlando, Fla.	Closed Door
Feb. 27	Finland	2-0 W	Tampa, Fla.	2,641
March 14	Sweden	1-1 T	Silves, Portugal	400
March 16	Finland	4-0 W	Quarteira, Portugal	200
March 18	Norway	2-1 W	Albufeira, Portugal	300
March 20	China PR	1-2 L	Loulé, Portugal	800
March 28	Mexico	3-0 W	Pasadena, Calif.	27,034
April 22	China PR	2-1 W	Hershey, Pa.	15,257
April 25	China PR	1-2 L	East Rutherford, N.J.	23,765
April 29	Japan	9-0 W	Charlotte, N.C.	10,119
May 2	Japan	7-0 W	Clarkston, Ga.	14,652
May 13	Netherlands	5-0 W	Milwaukee, Wis.	6,767
May 16	Netherlands	3-0 W	Chicago, Ill.	25,201
May 22	Brazil	3-0 W	Orlando, Fla.	10,452
June 3	Australia	4-0 W	Portland, Ore.	Closed Door
June 6	Canada	4-2 W	Portland, Ore.	23,325
June 19	Denmark **	3-0 W	East Rutherford, N.J.	79,972 (SO)
June 24	Nigeria **	7-1 W	Chicago, Ill.	65,080 (SO)
June 27	Korea DPR **	3-0 W	Foxborough, Mass.	50,484
July 1	Germany **	3-2 W	Landover, Md.	54,642
July 4	Brazil **	2-0 W	Palo Alto, Calif.	73,123
July 10	China PR **	0-0 T (ot) (5-4 pk)	Pasadena, Calif.	90,125 (SO)
Sept. 4	Ireland	5-0 W	Foxborough, Mass.	30,564
Sept. 26	Brazil	6-0 W	Denver, Colo.	25,099
Oct. 3	Korea Republic	5-0 W	Columbus, Ohio	23,101 (SO)
Oct. 7	Finland	6-0 W	Kansas City, Mo.	36,405
Oct. 10	Brazil	4-2 W	Louisville, Ky.	35,211

1998

Date	Opponent	Result	Location	Attendance
Jan. 18	Sweden	3-0 W	Guangzhou, China	1,500
Jan. 21	China PR	0-0 T	Guangzhou, China	3,200
Jan. 24	Norway	3-0 W	Guangzhou, China	750
March 15	Finland	2-0 W	Olhão, Portugal	250
March 17	China PR	4-1 W	Loulé, Portugal	300
March 19	Norway	1-4 L	Lagos, Portugal	200
March 21	Sweden	3-1 W	Quarteira, Portugal	250
April 24	Argentina	8-1 W	Fullerton, Calif.	10,099 (SO)
April 26	Argentina	7-0 W	San Jose, Calif.	14,608
May 8	Iceland	6-0 W	Indianapolis, Ind.	5,123
May 10	Iceland	1-0 W	Bethlehem, Pa.	5,811
May 17	Japan	2-1 W	Tokyo, Japan	23,774
May 21	Japan	2-0 W	Kobe, Japan	1,039
May 24	Japan	3-0 W	Yokohama, Japan	34,885
May 30	New Zealand	5-0 W	Washington, D.C.	46,037
June 25	Germany	1-1 T	St. Louis, Mo.	5,938 (SO)
June 28	Germany	4-2 W	Chicago, Ill.	13,107
July 25	Denmark	5-0 W	Long Island, N.Y.	6,970
July 27	China PR	2-0 W	Long Island, N.Y.	11,307
Aug. 2	Canada	4-0 W	Orlando, Fla.	34,416
Sept. 12	Mexico	9-0 W	Foxborough, Mass.	35,462
Sept. 18	Russia	4-0 W	Rochester, N.Y.	13,125 (SO)
Sept. 20	Brazil	3-0 W	Richmond, Va.	9,147
Dec. 16	Ukraine	2-1 W	Los Angeles, Calif.	Closed Door
Dec. 20	Ukraine	5-0 W	Fresno, Calif.	5,392

1997

Date	Opponent	Result	Location	Attendance
Feb. 28	Australia	4-0 W	Melbourne, Australia	1,500
March 3	Australia	3-1 W	Bathurst, Australia	3,228
March 5	Australia	3-0 W	Canberra, Australia	4,031
April 24	France	4-2 W	Greensboro, N.C.	3,376
April 27	France	2-1 W	Tampa, Fla.	1,803
May 2	Korea Republic	7-0 W	Milwaukee, Wis.	5,530 (SO)
May 4	Korea Republic	6-1 W	St. Charles, Ill.	4,147 (SO)
May 9	England	5-0 W	San Jose, Calif.	17,358
May 11	England	6-0 W	Portland, Ore.	5,049 (SO)
May 31	Canada	4-0 W	New Britain, Conn.	6,562
June 5	Australia	9-1 W	Ambler, Pa.	4,826 (SO)
June 8	Italy	2-0 W	Washington, D.C.	11,208
Oct. 9	Germany	1-3 L	Duisburg, Germany	7,050
Oct. 12	Germany	3-0 W	Salzgitter, Germany	4,906 (SO)
Oct. 30	Sweden	3-1 W	Chattanooga, Tenn.	Closed Door
Nov. 1	Sweden	3-1 W	Chattanooga, Tenn.	13,081
Dec. 11	Brazil	2-1 W	Taubaté, Brazil	2,200
Dec. 13	Brazil	0-1 L	São Paulo, Brazil	3,000

1996

Date	Opponent	Result	Location	Attendance
Jan. 14	Russia	8-1 W	Campinas, Brazil	—
Jan. 16	Brazil	3-2 W	Campinas, Brazil	—
Jan. 18	Ukraine	6-0 W	Campinas, Brazil	—
Jan. 20	Brazil	1-1 T (4-2 pk)	Campinas, Brazil	—
Feb. 2	Norway	3-2 W	Tampa, Fla.	1,879
Feb. 4	Norway	1-2 L	Jacksonville, Fla.	8,975
Feb. 10	Denmark	2-1 W	Orlando, Fla.	2,130
Feb. 15	Sweden	3-0 W	San Antonio, Texas	2,192
Feb. 17	Sweden	3-0 W	Houston, Texas	2,865
March 14	Germany	6-0 W	Decatur, Ga.	4,212
March 16	Germany	2-0 W	Davidson, N.C.	3,459
April 20	Netherlands	6-0 W	Fullerton, Calif.	5,116
April 26	France	4-1 W	St. Louis, Mo.	6,200
April 28	France	8-2 W	Indianapolis, Ind.	4,137
May 12	Canada	6-0 W	Worcester, Mass.	4,312
May 16	Japan	4-0 W	Horsham, Pa.	5,112
May 18	China PR	1-0 W	Washington, D.C.	6,081
July 4	Australia	2-1 W	Tampa, Fla.	5,500
July 6	Australia	2-1 W	Pensacola, Fla.	5,234
July 21	Denmark ++	3-0 W	Orlando, Fla.	25,303
July 23	Sweden ++	2-1 W	Orlando, Fla.	28,000
July 25	China PR ++	0-0 T	Miami, Fla.	43,525
July 28	Norway ++	2-1 W (ot)	Athens, Ga.	64,196
Aug. 1	China PR ++	2-1 W	Athens, Ga.	76,489

YEAR-BY-YEAR ALL-TIME RESULTS

1995

Date	Opponent	Result	Location	Attendance
Jan. 20	Australia	5-0 W	Phoenix, Ariz.	2,500
Jan. 23	Australia	4-1 W	Phoenix, Ariz.	500
Feb. 24	Denmark	7-0 W	Orlando, Fla.	2,238
March 14	Finland	2-0 W	Faro, Portugal	—
March 16	Portugal	3-0 W	Portimao, Portugal	—
March 17	Denmark	0-2 L	Lagos, Portugal	—
March 19	Norway	3-3 T (2-4 pk)	Quarteira, Portugal	—
April 11	Italy	3-0 W	Poissy, France	—
April 12	Canada	5-0 W	St. Maur, France	—
April 15	France	3-0 W	Strasbourg, France	—
April 28	Finland	2-0 W	Decatur, Ga.	5,432
April 30	Finland	6-0 W	Davidson, N.C.	3,295
May 12	Brazil	3-0 W	Tacoma, Wash.	3,291
May 14	Brazil	4-1 W	Portland, Ore.	4,911
May 19	Canada	9-1 W	Dallas, Texas	6,145
May 22	Canada	2-1 W	Edmonton, Canada	500
June 6	China PR **	3-3 T	Gavle, Sweden	4,635
June 8	Denmark **	2-0 W	Gavle, Sweden	2,704
June 10	Australia **	4-1 W	Helsingborg, Sweden	1,105
June 13	Japan **	4-0 W	Gavle, Sweden	3,537
June 15	Norway **	0-1 L	Vasteras, Sweden	2,893
June 17	China PR **	2-0 W	Gavle, Sweden	4,335
July 30	Chinese Taipei	9-0 W	New Britain, Conn.	3,782
Aug. 3	Australia	4-2 W	New Brunswick, N.J.	3,352
Aug. 6	Norway	2-1 W	Washington, D.C.	7,083

1994

Date	Opponent	Result	Location	Attendance
March 16	Portugal	5-0 W	Silves, Portugal	2,000
March 18	Sweden	1-0 W	Vila Real de San Antonio, Portugal	450
March 20	Norway	0-1 L	Faro, Portugal	1,200
April 10	Trinidad & Tobago	3-1 W	Scarborough, Tobago	250
April 14	Canada	4-1 W	San Fernando, Trinidad	1,000
April 17	Canada	3-0 W	Port of Spain, Trinidad	500
July 31	Germany	2-1 W	Fairfax, Va.	5,731
Aug. 3	China PR	1-0 W	Piscataway, N.J.	5,826
Aug. 7	Norway	4-1 W	Worcester, Mass.	6,511
Aug. 13	Mexico *	9-0 W	Montreal, Canada	1,821
Aug. 17	Trinidad & Tobago *	11-1 W	Montreal, Canada	1,900
Aug. 19	Jamaica *	10-0 W	Montreal, Canada	1,087
Aug. 21	Canada *	6-0 W	Montreal, Canada	2,160

1993

Date	Opponent	Result	Location
March 11	Denmark	2-0 W	Agai, Cyprus
March 12	Norway	0-1 L	Agai, Cyprus
March 14	Germany	0-1 L	Agai, Cyprus
April 7	Germany	1-2 L	Oakford, Pa.
April 10	Germany	3-0 W	Decatur, Ga.
June 12	Canada	7-0 W	Cincinnati, Ohio
June 15	Italy	5-0 W	Mansfield, Ohio
June 19	Italy	1-0 W	Columbus, Ohio
June 21	Canada	3-0 W	Pontiac, Mich.
July 7	Australia	6-0 W	Hamilton, Ontario
July 10	Japan	7-0 W	Hamilton, Ontario
July 12	Chinese Taipei	3-1 W	Hamilton, Ontario
July 14	Russia	2-0 W	Hamilton, Ontario
July 17	China PR	1-2 L	Hamilton, Ontario
Aug. 4	New Zealand	3-0 W	New Hyde Park, N.Y.
Aug. 6	Trin. & Tobago	9-0 W	New Hyde Park, N.Y.
Aug. 8	Canada	1-0 W	New Hyde Park, N.Y.

YEAR-BY-YEAR ALL-TIME RESULTS

1992

Date	Opponent	Result	Location
Aug. 14	Norway	1-3 L	Medford, Mass.
Aug. 16	Norway	2-4 L	New Britain, Conn.

1991

Date	Opponent	Result	Location
April 1	Yugoslavia	8-0 W	Varna, Bulgaria
April 2	Bulgaria	3-0 W	Varna, Bulgaria
April 3	Hungary	6-0 W	Varna, Bulgaria
April 5	France	2-0 W	Varna, Bulgaria
April 7	USSR	5-0 W	Varna, Bulgaria
April 18	Mexico *	12-0 W	Port-au-Prince, Haiti
April 20	Martinique *	12-0 W	Port-au-Prince, Haiti
April 22	Trinidad & Tobago *	10-0 W	Port-au-Prince, Haiti
April 25	Haiti *	10-0 W	Port-au-Prince, Haiti
April 28	Canada *	5-0 W	Port-au-Prince, Haiti
May 18	France	4-0 W	Lyon, France
May 25	England	3-1 W	Hirson, France
May 28	Netherlands	3-4 L	Vianen, Netherlands
May 30	Germany	4-2 W	Kaiserslautern, Germany
June 5	Denmark	0-1 L	Odense, Denmark
Aug. 4	China PR	1-2 L	Changchun, China
Aug. 8	China PR	2-2 T	Yenji, China
Aug. 10	China PR	3-0 W	Anshan, China
Aug. 30	Norway	0-1 L	New Britain, Conn.
Sept. 1	Norway	1-2 L	Medford, Mass.
Oct. 4	China PR	1-2 L	Oakford, Pa.
Oct. 12	China PR	2-0 W	Fairfax, Va.
Nov. 17	Sweden **	3-2 W	Panyu, China
Nov. 19	Brazil **	5-0 W	Panyu, China
Nov. 21	Japan **	3-0 W	Foshan, China
Nov. 24	Chinese Taipei **	7-0 W	Foshan, China
Nov. 27	Germany **	5-2 W	Guangzhou, China
Nov. 30	Norway **	2-1 W	Guangzhou, China

1990

Date	Opponent	Result	Location
July 25	Norway	4-0 W	Winnipeg, Canada
July 27	Canada	4-1 W	Winnipeg, Canada
July 29	Norway	4-2 W	Winnipeg, Canada
Aug. 5	USSR	8-0 W	Blaine, Minn.
Aug. 9	England	3-0 W	Blaine, Minn.
Aug. 11	West Germany	3-0 W	Blaine, Minn.

1989

Date	Opponent	Result	Location
June 21	Poland	0-0 T	Sardinia, Italy

1988

Date	Opponent	Result	Location
June 1	Japan	5-2 W	Panyu, China
June 3	Sweden	1-1 T	Panyu, China
June 5	Czechoslovakia	0-0 T	Panyu, China
June 8	Norway	0-1 L	Panyu, China
July 22	West Germany	2-1 W	Rimini, Italy
July 24	Italy	1-2 L	Rimini, Italy
July 27	England	0-2 L	Rimini, Italy
July 29	France	1-0 W	Rimini, Italy

1987

Date	Opponent	Result	Location
July 5	Norway	3-0 W	Blaine, Minn.
July 7	Canada	4-2 W	Blaine, Minn.
July 9	Sweden	1-2 L	Blaine, Minn.
July 11	Norway	0-1 L	Blaine, Minn.
Aug. 3	China PR	2-0 W	Tianjin, China
Aug. 13	China PR	1-1 T	Shenyang, China
Dec. 12	Japan	1-0 W	Taipei, Taiwan
Dec. 15	New Zealand	0-1 L	Taipei, Taiwan
Dec. 16	Australia	6-0 W	Taipei, Taiwan
Dec. 19	Canada	4-0 W	Taipei, Taiwan
Dec. 20	Chinese Taipei	1-2 L	Taipei, Taiwan

1986

Date	Opponent	Result	Location
July 7	Canada	2-0 W	Blaine, Minn.
July 9	Canada	1-2 L	Blaine, Minn.
July 20	China PR	2-1 W	Jesolo, Italy
July 22	Brazil	2-1 W	Jesolo, Italy
July 25	Japan	3-1 W	Jesolo, Italy
July 26	Italy	0-1 L	Jesolo, Italy

1985

Date	Opponent	Result	Location
Aug. 18	Italy	0-1 L	Jesolo, Italy
Aug. 21	Denmark	2-2 T	Jesolo, Italy
Aug. 23	England	1-3 L	Caorle, Italy
Aug. 24	Denmark	0-1 L	Jesolo, Italy

ALL-TIME RESULTS AND LINEUPS

All-Time International Results and Lineups

* FIFA World Cup qualifier

^ Concacaf Gold Cup

++ Olympics

(c) denotes captains since 1998

© Concacaf W Gold Cup

Note: U.S. goals always listed first in score listing in this section

** FIFA World Cup

+ Olympic qualifier

*+ Concacaf W Championship

(OG) Own goal

Dec. 3, 2024 vs. Netherlands The Hague, Neth.: 2-1W (OG) Naehrer (c) Fox Girma Davidson Nighswonger (Sonnett) Coffey Albert (Hershfelt) Horan (Yohannes) Ryan (Sentnor) Shaw (Williams - 1) Lavelle (Thompson)	Nov. 30, 2024 vs. England London, England: 0-0 T Naehrer Fox Girma Sonnett Krueger Coffey Lavelle Horan (c) (Sentnor) Sears (Ryan) Williams (Shaw) Thompson (Albert)	Oct. 30, 2024 vs. Argentina Louisville, Ky.: 3-0 W (OG) McGlynn Mace (Fox) Girma - 2 Gaetano (Sams) Malorson (Krueger) Hershfelt Lavelle (c) (Albert) Horan (Swanson) Sears Shaw Sanchez	Oct. 27, 2024 vs. Iceland Nashville, Tenn.: 3-1 W Murphy Krueger (Smith) Sonnett Sams Nighswonger (Fox) Coffey (Horan - 1) Moultrie (Thompson) Albert Swanson (c) Shaw (Williams - 1) Ryan (Sears - 1)	Oct. 24, 2024 vs. Iceland Austin, Texas: 3-1 W Naehrer Fox (Krueger) Girma Sonnett Nighswonger Coffey (Hershfelt) Lavelle Horan (c) (Shaw - 1) Swanson (Ryan) Williams (Smith - 1) Thompson - 1	Aug. 10, 2024 vs. Brazil ++ Paris, France: 1-0 W Naehrer Fox Girma Davidson (Sonnett) Dunn Albert Coffey Horan (c) Rodman Smith (Williams) Swanson - 1 (Krueger)
Aug. 6, 2024 vs. Germany ++ Lyon, France: 1-0 W Naehrer Fox Davidson (Sonnett) Girma Dunn (Nighswonger) Coffey Horan (c) (Albert) Lavelle (Williams) Rodman Smith - 1 Rodman	Aug. 3, 2024 vs. Japan ++ Paris, France: 1-0 W Naehrer Fox (Krueger) Sonnett Sonnett Dunn Albert Horan (c) Lavelle (Nighswonger) Smith Swanson (Williams) Rodman - 1	July 31, 2024 vs. Australia ++ Marseille, France: 2-1 W Naehrer Fox (Krueger) Girma Sonnett Dunn (Nighswonger) Horan (c) Coffey Lavelle (Albert - 1) Rodman - 1 (Williams) Swanson (Bethune) Smith	July 28, 2024 vs. Germany ++ Marseille, France: 4-1 W Naehrer Fox (Krueger) Girma Davidson (Sonnett) Dunn Horan (c) Coffey Lavelle Rodman (Nighswonger) Swanson - 1 Smith - 2 (Williams - 1)	July 25, 2024 vs. Zambia ++ Nice, France: 3-0 Naehrer Fox Davidson Girma Dunn Coffey Lavelle (Albert) Horan (c) (Sonnett) Smith (Williams) Swanson - 2 (Nighswonger) Rodman - 1 (Krueger)	July 16, 2024 vs. Costa Rica Washington, D.C.: 0-0 T Naehrer Dunn Davidson Girma Fox (Krueger) Coffey (Sonnett) Albert (Shaw) Rodman Smith (Williams) Swanson (Bethune)
July 13, 2024 vs. Mexico Harrison, N.J.: 1-0 W Naehrer (c) Fox (Sonnett) Girma Davidson Nighswonger (Dunn) Coffey Horan (Albert) Lavelle (Shaw) Rodman Smith - 1 (Williams) Swanson (Bethune)	June 4, 2024 vs. Korea Republic St. Paul, Minn.: 3-0 W Naehrer Krueger (Fox) Sonnett Staab Nighswonger (Rodman) Albert (Yohannes - 1) Horan (c) (Coffey) Shaw Lavelle (Swanson) Dunn - 1 Morgan (Smith - 1)	June 1, 2024 vs. Korea Republic Commerce City, Colo.: 4-0 W Campbell Fox (Krueger) Girma Davidson - 2 (Staab) Nighswonger Coffey Horan (c) (Albert) Macario (Lavelle) Rodman (Dunn) Morgan (Shaw) Swanson - 2	April 9, 2024 vs. Canada Columbus, Ohio: 2-2T (5-4 PKs) Naehrer Fox (Krueger) Davidson Girma (Dahlkemper) Nighswonger Coffey (Albert) Horan - 1 (c) Shaw - 1 (Sonnett) Rodman (Smith) Morgan (Macario) Swanson (Dunn)	April 6, 2024 vs. Japan Atlanta, Ga.: 2-1 W Naehrer Fox (Krueger) Davidson Girma (Dahlkemper) Nighswonger Coffey (Albert) Horan - 1 (c) Shaw - 1 (Sonnett) Rodman (Smith) Morgan (Macario) Swanson (Dunn)	March 10, 2024 vs. Brazil © San Diego, Calif.: 1-0 W Naehrer Fox Davidson Girma Dunn (Krueger) Coffey (Shaw) Albert Horan - 1 (c) Rodman (Purce) Morgan (Smith) Lavelle (Williams)
March 6, 2024 vs. Canada © San Diego, Calif.: 2-2T (3-1 PKs) Naehrer Fox Girma Davidson Nighswonger (Krueger) Coffey (Sonnett) Albert Horan (c) Rodman (Smith - 1) Morgan (Lavelle) Shaw - 1 (Williams)	March 2, 2024 vs. Colombia © Los Angeles, Calif.: 3-0 W Naehrer Fox Girma Davidson Nighswonger - 1 Coffey Albert (Moultrie) Horan - 1 (c) (Sonnett) Rodman (Purce) Morgan (Smith) Shaw - 1 (Lavelle)	Feb. 26, 2024 vs. Mexico © Carson, Calif.: 0-2 L Naehrer Fox (Purce) Dahlkemper Sauerbrunn Dunn Coffey (Albert) Horan (c) Lavelle (Shaw) Rodman Smith (Morgan) Williams (Sonnett)	Feb. 23, 2024 vs. Argentina © Carson, Calif.: 4-0 W Kingsbury Fox (Purce) Davidson Girma Nighswonger Sonnett Coffey-1 (Moultrie) Moultrie - 2 (Albert) Shaw-1 (Thompson) Hatch (S. Smith) Williams (Rodman)	Feb. 20, 2024 vs. Dominican Republic © Carson, Calif.: 5-0 W Naehrer Sonnett (Fox) Sauerbrunn (c) Dahlkemper Nighswonger - 1 Coffey Albert (Lavelle) Moultrie - 2 (Shaw) Purce (Rodman) Smith (Morgan - 1) Williams - 1	Dec. 5, 2023 vs. China PR Frisco, Texas: 2-1 Kingsbury Fox (Purce) Davidson Girma Nighswonger Coffey-1 (Moultrie) Horan (c) (Albert) Shaw-1 (Thompson) Hatch (S. Smith) Williams (Rodman)
Dec. 2, 2023 vs. China PR Ft. Lauderdale, Fla.: 3-0 W Murphy Krueger (Purce) Girma Davidson Fox (Nighswonger) Sonnett (Coffey) Horan (c)-1 DeMelo (Shaw) Rodman-1 S. Smith-1 (Fishe) Lavelle (Moultrie)	Oct. 29, 2023 vs. Colombia San Diego, Calif.: 3-0 W Murphy Fox Cook Girma Dunn (Huerta) Sonnett DeMelo (Coffey) Horan (c)-1 (Sanchez) Rodman (Thompson) Morgan (Fishe)-1 S. Smith (Shaw-1)	Oct. 26, 2023 vs. Colombia Sandy, Utah: 0-0 Naehrer Fox Cook Girma (Sauerbrunn) Dunn (Krueger) Sonnett Sullivan (DeMelo) Horan (c) Rodman (S. Smith) Morgan (Hatch) Williams (Shaw)	Sept. 24, 2023 vs. South Africa Chicago, Ill.: 2-0 Murphy Krueger (Williams) Girma (Cook) Davidson Dunn (Fox) Sullivan Sonnett-1 (DeMelo) Horan Rodman-1 Morgan (Fishe) Rapinoe (c) (Purce)	Sept. 21, 2023 vs. South Africa Cincinnati, Ohio: 3-0 Naehrer Dunn (Vignola) Girma Cook Fox (Krueger) Ertz (c) (Sullivan) Sonnett Horan (Sanchez) Williams-2 Morgan (Hatch) Rodman-1 (Thompson)	Aug. 6, 2023 vs. Sweden ** (4-5 PKs) Melbourne, Australia: 0-0 Naehrer Fox (O'Hara) Girma Ertz Dunn Sullivan Sonnett (K. Mewis) Horan (c) (Albert) Lavelle (Williams) Morgan (Rapinoe) S. Smith
Aug. 1, 2023 vs. Portugal ** Auckland, New Zealand: 0-0 Naehrer Fox Girma Ertz Dunn (O'Hara) Sullivan Horan (c) (Sonnett) Lavelle S. Smith (Rapinoe) Morgan (Thompson) Williams (Rodman)	July 27, 2023 vs. Netherlands ** Wellington, New Zealand: 1-1 Naehrer Fox Girma Ertz Dunn Sullivan Horan (c)-1 DeMelo (Lavelle) S. Smith Morgan Rodman	July 22, 2023 vs. Vietnam ** Auckland, New Zealand: 3-0 Naehrer Fox (Huerta) Girma Ertz Dunn (O'Hara) Sullivan Horan (c)-1 DeMelo (Lavelle) S. Smith Morgan (Rapinoe) Rodman (Thompson)	July 9, 2023 vs. Wales San Jose, Calif.: 2-0 Naehrer Fox (Huerta) Cook (Sonnett) Girma Dunn Sullivan (K. Mewis) Horan (c) DeMelo (Sanchez) S. Smith Morgan (Rodman-2) Thompson (Williams)	April 11, 2023 vs. Republic of Ireland St. Louis, Mo.: 1-0 Murphy Huerta Sauerbrunn (c) (Davidson) Cook-1 O'Hara (Krueger) Horan (K. Mewis) Lavelle S. Smith (Rodman) Morgan (Hatch) Thompson	April 8, 2023 vs. Republic of Ireland Austin, Texas: 2-0 Naehrer Fox-1 Sauerbrunn (c) Girma Dunn (Sonnett) Sullivan (Ertz) Horan-1 Sanchez Lavelle (Sanchez) S. Smith Morgan (Hatch) Swanson (Rodman)

ALL-TIME RESULTS AND LINEUPS

Feb. 22, 2023 vs. Brazil Frisco, Texas: 2-1 Naeher Fox Sauerbrunn (c) Girma Dunn (Sonnett) Sullivan (K. Mewis) Horan Lavelle (Sanchez) Rodman (Williams) Morgan-1 (Kornieck) Swanson-1 (Rapinoe)	Feb. 19, 2023 vs. Japan Nashville, Tenn.: 1-0 Murphy Huerta (Sonnett) Girma Fox K. Mewis Horan (c) (Kornieck) Sanchez (Sullivan) Williams (Rodman) Morgan (Hatch) Swanson-1 (Rapinoe)	Feb. 26, 2023 vs. Canada Orlando, Fla.: 2-0 Naeher Fox Cook Sauerbrunn Dunn (Sonnett) Sullivan Sanchez (K. Mewis) Horan (Kornieck) Rodman (Williams) Morgan (c) (Hatch) Swanson-2 (Purce)	Jan. 21, 2023 vs. New Zealand Auckland, New Zealand: 5-0 Murphy Huerta Cook Girma (Sonnett) Dunn (Fox, 46) Sullivan (Kornieck-1) Lavelle (c)-2 Sanchez (K. Mewis) Rodman (Williams) Hatch-1 (Purce) Swanson-1	Jan. 18, 2023 vs. New Zealand Wellington, New Zealand: 4-0 Naeher Fox Sauerbrunn (c) Girma (Cook) Dunn (Huerta) Kornieck (Sullivan) Horan Lavelle (Sanchez) Purce (Rodman) Morgan-1 Swanson-2 (Williams-1)	Nov. 13, 2022 vs. Germany Harrison, N.J.: 2-1 Naeher Fox Sauerbrunn (c) Girma Sullivan (K. Mewis) Lavelle Horan S. Smith-1 (Mace) Morgan (Kornieck) Pugh-1
Nov. 10, 2022 vs. Germany Fort Lauderdale, Fla.: 1-2 Murphy Huerta Cook Girma Fox (Dunn) Sullivan (Coffey) Lavelle (Kornieck) Horan (c) (Sanchez) S. Smith (Rodman) Morgan Pugh (Rapinoe-1)	Oct. 11, 2022 vs. Spain Pamplona, Spain: 0-2 Murphy Mace (Huerta) Cook Sauerbrunn (c) Pickett (Dunn) Sullivan (Coffey) Lavelle (Thompson) Horan Rodman (Hatch) S. Smith Rapinoe (Sanchez)	Oct. 7, 2022 vs. England London, England: 1-2 Naeher Huerta (Dunn) Cook Girma (Sauerbrunn) Fox (Mace) Sullivan (Coffey) Lavelle Horan (c) Rodman (Sanchez) S. Smith-1 Rapinoe (Thompson)	Sept. 6, 2022 vs. Nigeria Washington, D.C.: 2-1 (OG) Murphy Fox (Mace) Girma Cook Huerta Coffey Lavelle-1 Horan (c) Pugh Morgan (Hatch) S. Smith (Rapinoe)	Sept. 3, 2022 vs. Nigeria Kansas City, Kan.: 4-0 Naeher Huerta Cook Sauerbrunn (c) Fox (Mace) Naeher Horan-1 (Sanchez) Lavelle (K. Mewis) Pugh (Rapinoe) Morgan-1 (Hatch) S. Smith-2 (Purce)	July 18, 2022 vs. Canada * Monterrey, Mexico: 1-0 Naeher Huerta Cook Sauerbrunn (c) Fox Sullivan Horan Lavelle (Kornieck) Pugh (Rodman) Morgan-1 (Girma) S. Smith (Purce)
July 14, 2022 vs. Costa Rica * Monterrey, Mexico: 3-0 Murphy Huerta Cook (Girma) Sauerbrunn (c) Sonnett-1 Sullivan Horan (Sanchez-1) Lavelle (K. Mewis) Pugh-1 (Rapinoe) Morgan S. Smith (Rodman)	July 11, 2022 vs. Mexico * Monterrey, Mexico: 1-0 Murphy O'Hara (Huerta) Girma Sauerbrunn (c) Sonnett Sullivan (K. Mewis-1) Horan (Lavelle) Sanchez Purce Morgan (Kornieck) S. Smith (Rapinoe)	July 7, 2022 vs. Jamaica * Monterrey, Mexico: 5-0 Naeher Huerta Cook Girma Fox (Sonnett) Horan (c) (K. Mewis-1) Lavelle-1 (Kornieck) Sanchez S. Smith-2 (Purce) Hatch (Rodman-1) Pugh	July 4, 2022 vs. Haiti * Monterrey, Mexico: 3-0 Murphy O'Hara (Huerta) Sauerbrunn (c) Cook Fox Sullivan Horan (K. Mewis) Lavelle (Sanchez) S. Smith (Purce-1) Morgan-2 Pugh (Rapinoe)	June 28, 2022 vs. Colombia Sandy, Utah: 2-0 (OG) Naeher Huerta (O'Hara-1) Sonnett Girma Pickett Horan (c) (K. Mewis) Lavelle (Kornieck) Sanchez Purce (Rodman) Morgan (Hatch) Rapinoe (Pugh)	June 25, 2022 vs. Colombia Commerce City, Colo.: 3-0 Murphy O'Hara (Huerta) Cook Sauerbrunn Fox Sullivan (K. Mewis) Lavelle (Kornieck-1) Sanchez S. Smith-2 Hatch (Morgan) Pugh (Rapinoe)
April 12, 2022 vs. Uzbekistan Chester, Pa.: 9-0 (OG) Kingsbury Huerta Cook (Dahlkemper) Girma Fox (O'Hara) Sullivan Sanchez-1 Lavelle (c)-2 (K. Mewis) S. Smith (Purce-1) Macario-2 (Hatch) Pugh-1 (Rodman-1)	April 9, 2022 vs. Uzbekistan Columbus, Ohio: 9-1 Naeher O'Hara (c) Cook Dahlkemper Fox (Huerta) Sullivan (K. Mewis) Horan-1 Lavelle (Sanchez-1) S. Smith-3 (Purce) Macario-1 (Hatch-1) Pugh-1	Feb. 23, 2022 vs. Iceland Frisco, Texas: 5-0 Murphy O'Hara (c) Cook Sauerbrunn Davidson Fox Sullivan (Sonnett) K. Mewis-1 Sanchez (Howell) S. Smith (Purce) Macario-2 (Hatch-1) Pugh-2 (Williams)	Feb. 20, 2022 vs. New Zealand Carson, Calif.: 5-0 (3 OG) Naeher Huerta Cook Sauerbrunn (c) (Davidson) Fox Sullivan (Howell) K. Mewis Sanchez (Pugh-1) S. Smith (Rodman) Macario (Hatch-1) S. Smith (Williams)	Feb. 17, 2022 vs. Czech Republic Carson, Calif.: 0-0 Murphy O'Hara (c) Cook Davidson (Sauerbrunn) Fox (Sonnett) Sullivan Gauthier (K. Mewis) Lavelle (Sanchez) S. Smith (Purce) Macario Pugh (Rodman)	Nov. 30, 2021 vs. Australia Newcastle, Australia: 1-1 Murphy Huerta (Sonnett) Cook Davidson Fox (Dorsey) Sullivan (Sauerbrunn) Lavelle Horan (c) Pugh (K. Mewis) Hatch-1 (Weaver) Williams (Sanchez)
Nov. 27, 2021 vs. Australia Sydney, Australia: 3-0 Murphy Sonnett Cook Davidson Fox (Huerta) Sullivan (Sauerbrunn) Lavelle-1 (K. Mewis) Horan (c)-1 Purce (Balcer) Hatch-1 (Weaver) Williams (Sanchez)	Oct. 26, 2021 vs. Korea Republic St. Paul, Minn.: 6-0 (OG) Campbell Sonnett Dahlkemper Davidson (Sauerbrunn) Fox Sullivan (Heath) Horan-1 Macario (Lavelle-1) S. Smith (Williams-1) Lloyd (c) (Morgan-1) Pugh (Rapinoe-1)	Oct. 21, 2021 vs. Korea Republic Cincinnati, Ohio: 0-0 Franch O'Hara Sauerbrunn Davidson Krueger (Fox) Horan Lavelle Macario (K. Mewis) Heath (S. Smith) Morgan (Lloyd) Rapinoe (Pugh)	Sep. 21, 2021 vs. Paraguay Cleveland, Ohio: 8-0 Campbell Sonnett Dahlkemper Davidson (Sauerbrunn) Krueger (O'Hara) Sullivan-2 Lavelle-1 (K. Mewis) Macario-2 S. Smith-1 (Heath) Morgan (c)-3 (Lloyd-1) Pugh (Williams)	Sep. 16, 2021 vs. Paraguay Cleveland, Ohio: 9-0 Franch O'Hara Sauerbrunn (c) (Dahlkemper) Davidson Dunn (Sonnett) Ertz K. Mewis (Morgan) Lavelle (Macario) Williams-1 (Heath-1) Lloyd-5 Pugh (S. Smith)	Aug. 5, 2021 vs. Australia ** Kashima, Japan: 4-3 Franch O'Hara Sauerbrunn (c) Davidson Dunn Ertz S. Mewis (Lavelle) Horan Press (Sonnett) Lloyd-2 (Morgan) Rapinoe-2 (Heath)
Aug. 2, 2021 vs. Canada ** Kashima, Japan: 0-1 Naeher (Franch) O'Hara (S. Mewis) Sauerbrunn (c) Davidson Dunn Ertz Horan Lavelle Heath (Rapinoe) Morgan (Lloyd) Williams (Press)	July 30, 2021 vs. Netherlands ** Yokohama, Japan: 2-2 (4-2 pk) Naeher O'Hara Dahlkemper Sauerbrunn (c) Dunn Ertz S. Mewis-1 (Lavelle) Williams-1 (Press) Lloyd (Morgan) Heath (Rapinoe)	July 27, 2021 vs. Australia ** Kashima, Japan: 0-0 Naeher O'Hara Sauerbrunn (c) Davidson Dunn Ertz Lavelle (K. Mewis) S. Mewis (Horan) Press (Williams) Moran (Lloyd) Rapinoe (Heath)	July 24, 2021 vs. New Zealand ** Saitama, Japan: 6-1 (2 OG) Naeher Sonnett Dahlkemper Davidson Dunn (Krueger) Lavelle-1 (S. Mewis) Ertz Horan-1 (Macario) Heath Lloyd (Morgan-1) Rapinoe (c) (Press-1)	July 21, 2021 vs. Sweden ** Tokyo, Japan: 0-3 Naeher O'Hara Dahlkemper Sauerbrunn (c) Dunn (Davidson) Lavelle (K. Mewis) Horan S. Mewis (Ertz) Heath (Rapinoe) Morgan (Lloyd) Press	July 5, 2021 vs. Mexico East Hartford, Conn.: 4-0 (OG) Naeher O'Hara Dahlkemper Sauerbrunn (c) Dunn (Sonnett) S. Mewis (Macario) Horan-1 (Davidson) Lavelle (K. Mewis) Heath-1 (Rapinoe) Lloyd-1 (Morgan) Press
July 1, 2021 vs. Mexico East Hartford, Conn.: 4-0 Naeher (Franch) Dunn (Davidson) Dahlkemper Sauerbrunn (c) O'Hara (Sonnett) Horan S. Mewis-1 K. Mewis (Macario) Press-2 Morgan (Lloyd) Rapinoe (Heath-1)	June 16, 2021 vs. Nigeria Austin, Texas: 2-0 Naeher Dunn (Davidson) Dahlkemper Sauerbrunn O'Hara Horan S. Mewis (Macario) K. Mewis (Sonnett) Press-1 Lloyd (c) (Morgan) Rapinoe (Williams-1)	June 13, 2021 vs. Jamaica Houston, Texas: 4-0 Franch Sonnett Dahlkemper Davidson Dunn (Williams) Horan-1 (Sullivan) Lavelle (S. Mewis) Macario (K. Mewis) Press (S. Smith, 65) Lloyd (c)-1 (Morgan-1) Purce = 1	June 10, 2021 vs. Portugal Houston, Texas: 1-0 Naeher O'Hara (Sonnett) Dahlkemper Sauerbrunn (c) Dunn (Davidson) Horan Lavelle S. Mewis-1 Press (Williams) Morgan (Lloyd) Rapinoe (S. Smith)	April 13, 2021 vs. France Le Havre, France: 2-0 Naeher O'Hara Dahlkemper Sauerbrunn (c) Dunn Ertz Lavelle S. Mewis Press (S. Smith) Morgan-1 (Lloyd) Rapinoe-1 (Horan)	April 10, 2021 vs. Sweden Stockholm, Sweden: 1-1 Naeher O'Hara Sauerbrunn Davidson Dunn Ertz Lavelle (S. Mewis) Horan Williams (Rapinoe-1) Lloyd (c) (Morgan) Press (K. Mewis)

ALL-TIME RESULTS AND LINEUPS

Feb. 24, 2021 vs. Argentina Orlando, Fla.: 6-0 Campbell O'Hara (Sonnett) Davidson Sauerbrunn (c) Krueger (Purce) Ertz (Howell) Lavelle (Horan) K. Mewis-1 Press-1 (Morgan-1) Rapinoe-2 (S. Smith)	Feb. 21, 2021 vs. Brazil Orlando, Fla.: 2-0 Naehrer Sonnett Sauerbrunn (c) Dahlkemper Dunn Ertz Horan Lavelle (K. Mewis) Williams (S. Smith) Lloyd (Lloyd) Press-1 (Rapinoe-1)	Feb. 18, 2021 vs. Canada Orlando, Fla.: 1-0 Naehrer Purce (Sonnett) Dahlkemper Sauerbrunn (c) Dunn (Krueger) Ertz Horan (K. Mewis) Williams Macario (Lavelle-1) Morgan-1 (Lloyd) Rapinoe (Press)	Jan. 22, 2021 vs. Colombia Orlando, Fla.: 6-0 Campbell Krieger (Fox) Cook Davidson Sonnett Ertz Lavelle (Horan-1) S. Mewis (K. Mewis) Williams-1 (Purce-1) Morgan-1 (Lloyd) Rapinoe (c)-2 (Dunn)	Jan. 18, 2021 vs. Colombia Orlando, Fla.: 4-0 Naehrer O'Hara (Purce) Dahlkemper Sauerbrunn (c) Dunn (Sonnett) Ertz S. Mewis-3 (Lavelle) Horan (K. Mewis-1) Williams Lloyd Rapinoe (Macario)	Nov. 27, 2020 vs. Netherlands Breda, Netherlands: 2-0 Naehrer O'Hara (Purce) Sauerbrunn (c) Dahlkemper Dunn (Sonnett) Ertz S. Mewis (Howell) Lavelle-1 (K. Mewis-1) Williams Press-1 (Morgan) Heath (S. Smith)
March 11, 2020 vs. Japan Frisco, Texas: 3-1 Franch O'Hara Dahlkemper Davidson (Sauerbrunn) Dunn (Short) Ertz S. Mewis (Lavelle) Horan-1 Heath (Williams) Press-1 (Lloyd) Rapinoe (c)-1 (Pugh)	March 8, 2020 vs. Spain Harrison, N.J.: 1-0 Naehrer Sonnett Dahlkemper Sauerbrunn Dunn (c) Ertz Lavelle S. Mewis (Horan) Williams (McDonald) Lloyd (Heath) Rapinoe (Press)	March 5, 2020 vs. England Orlando, Fla.: 2-0 Naehrer O'Hara Dahlkemper Sauerbrunn Dunn Ertz Lavelle (S. Mewis) Horan Heath (Williams) Lloyd (c)-1 (McDonald) Press-1 (Rapinoe)	Feb. 9, 2020 vs. England Carson, Calif.: 3-0 Naehrer Sonnett Dahlkemper Krieger Dunn Ertz (c) Lavelle (S. Mewis) Horan-1 Press (O'Hara) Williams-1 McDonald (Rapinoe-1)	Feb. 7, 2020 vs. Mexico Carson, Calif.: 4-0 Naehrer O'Hara Dahlkemper Sauerbrunn Dunn Ertz Lavelle-1 (Horan) S. Mewis-2 Heath (Williams) Lloyd (c) Rapinoe (Press-1)	Feb. 3, 2020 vs. Costa Rica Houston, Texas: 6-0 Naehrer Sonnett Dahlkemper Krieger Dunn (O'Hara) Ertz (Heath) S. Mewis-2 Horan-1 McDonald-1 Lloyd (c) (Rapinoe) Press-2
Jan. 31, 2020 vs. Panama Houston, Texas: 8-0 Harris Sonnett Krieger Sauerbrunn Dunn (Dahlkemper) Sullivan Lavelle-1 Horan-3 McDonald-1 Williams-1 (Heath-1) Rapinoe (c) (Press-1)	Jan. 28, 2020 vs. Haiti Houston, Texas: 4-0 Naehrer O'Hara (Sonnett) Dahlkemper Sauerbrunn Dunn Ertz Lavelle (Horan-1) S. Mewis Press-1 (Rapinoe) Lloyd (c)-1 Williams-1	Nov. 10, 2019 vs. Costa Rica Jacksonville, Fla.: 6-0 (OG) Harris (Franch) Purce Cook Sauerbrunn (Sullivan) Sonnett Ertz Lavelle Brian-1 (Long) Heath (Pugh) Lloyd (c)-1 (Williams-2) Press-1 (McDonald)	Nov. 7, 2019 vs. Sweden Columbus, Ohio: 3-2 Naehrer Sonnett Dahlkemper Sauerbrunn Short Ertz (Sullivan) Lavelle (S. Mewis) Horan Heath (Pugh) Lloyd (c)-2 Press-1 (Williams)	Oct. 6, 2019 vs. Korea Republic Chicago, Ill.: 1-1 Naehrer Short (McDonald) Sauerbrunn Davidson Dunn (Dahlkemper) Ertz (Long) Lloyd (c)-1 Lavelle (Brian) Heath (Sullivan) Press Rapinoe (Pugh)	Oct. 3, 2019 vs. Korea Republic Charlotte, N.C.: 2-0 Harris (c) Sonnett Dahlkemper Sauerbrunn Dunn (Davidson) Ertz Long-1 (Press) Lavelle (Sullivan) Pugh-1 Lloyd Rapinoe (McDonald)
Sept. 3, 2019 vs. Portugal St. Paul, Minn.: 3-0 Naehrer Sonnett (Short) Dahlkemper Sauerbrunn (Horan-1) Dunn (Davidson) Ertz Brian S. Mewis (Pugh) Heath (Press) Lloyd (c)-2 McDonald (Hamilton)	Aug. 29, 2019 vs. Portugal Philadelphia, Pa.: 4-0 Franch Sonnett (Short) Dahlkemper (S. Mewis) Sauerbrunn Davidson (Dunn) Ertz Brian-1 (Long-1) Horan (Pugh) Heath-1 (McDonald) Lloyd (c)-1 Press	Aug. 3, 2019 vs. Rep. of Ireland Pasadena, Calif.: 3-0 Naehrer (Harris) O'Hara (Sonnett) Dahlkemper Sauerbrunn Dunn Ertz S. Mewis (Long) Horan-1 Press (Lavelle) Lloyd (c)-1 (Krieger) Heath-1 (McDonald)	July 7, 2019 vs. Netherlands** Lyon, France: 2-0 Naehrer O'Hara (Krieger) Dahlkemper Sauerbrunn Dunn Lavelle-1 Ertz S. Mewis Heath (Lloyd) Morgan Rapinoe (c)-1 (Press)	July 2, 2019 vs. England** Lyon, France: 2-1 Naehrer O'Hara (Krieger) Dahlkemper Sauerbrunn Dunn Horan Ertz Lavelle (S. Mewis) Heath-1 (Lloyd) Morgan (c)-1 Press-1	June 28, 2019 vs. France** Paris, France: 2-1 Naehrer O'Hara Dahlkemper Sauerbrunn Dunn Ertz S. Mewis (Lloyd) Lavelle (Horan) Heath-1 Morgan (c) Rapinoe-2 (Press)
June 24, 2019 vs. Spain** Reims, France: 2-1 Naehrer O'Hara Dahlkemper Sauerbrunn Dunn Horan-1 S. Mewis Lavelle (Horan) Heath Morgan (Lloyd) Rapinoe (c)-2 (Press)	June 20, 2019 vs. Sweden** Reims, France: 2-0 (OG) Naehrer O'Hara Dahlkemper Sauerbrunn Dunn Horan-1 S. Mewis Lavelle (Press) Heath Morgan (c) (Lloyd) Rapinoe (Pugh)	June 16, 2019 vs. Chile Le Havre, France: 3-0 Naehrer Krieger Dahlkemper (Sonnett) Sauerbrunn Davidson Ertz-1 (McDonald) Brian Horan (Long) Pugh Lloyd (c)-2 Press	June 11, 2019 vs. Thailand** Reims, France: 13-0 Naehrer O'Hara Dahlkemper Ertz (Pugh-1) Dunn Horan-1 S. Mewis-2 Lavelle-2 (Lloyd-1) Heath (Press) Morgan-5 Rapinoe (c)-1	May 26, 2019 vs. Mexico Harrison, N.J.: 3-0 Naehrer O'Hara Dahlkemper Sauerbrunn (Pugh-1) Dunn (Long) Ertz S. Mewis Lavelle (Horan) Heath-1 (Sonnett) Morgan (c) (Lloyd) Rapinoe (Press-1)	May 16, 2019 vs. New Zealand St. Louis, Mo.: 5-0 Naehrer O'Hara (Krieger) Dahlkemper Sauerbrunn Dunn Lavelle-1 Ertz (Long) Horan (S. Mewis-1) Heat -1 (Press) Morgan (Pugh) Rapinoe (c) (Lloyd-2)
May 12, 2019 vs. South Africa Santa Clara, Calif.: 3-0 Naehrer O'Hara (Davidson) Dahlkemper (Long) Sauerbrunn Dunn Ertz S. Mewis-2 Lavelle (Sonnett) Heath (Rapinoe) Morgan (c) (Lloyd-1) Press (Pugh)	April 7, 2019 vs. Belgium Los Angeles, Calif.: 6-0 Naehrer (Harris) Krieger Sauerbrunn Ertz (Dahlkemper) Davidson Horan-1 (Long) Dunn (Morgan-1) S. Mewis-1 (Zerboni) Pugh (McDonald-1) Lloyd (c)-2 Press	April 4, 2019 vs. Australia Commerce City, Colo.: 5-3 Naehrer Sonnett (Davidson) Sauerbrunn (Lloyd) Sauerbrunn Dunn Ertz Horan (Press) Lavelle (S. Mewis) Heath-1 Morgan-1 (Long) Rapinoe (c) (Pugh-2)	March 5, 2019 vs. Brazil Tampa, Fla.: 1-0 Harris O'Hara (Sonnett) Dahlkemper Sauerbrunn Dunn Ertz S. Mewis Pugh (Press) Heath-1 (McDonald) Morgan (c) (Lloyd) Rapinoe (Davidson)	March 2, 2019 vs. England Nashville, Tenn.: 2-2 Franch O'Hara (Sauerbrunn) Dahlkemper Davidson Dunn (Lloyd) Ertz Lavelle (S. Mewis) Pugh (Press) Heath-1 Morgan Rapinoe (c)-1	Feb. 27, 2019 vs. Japan Chester, Pa.: 2-2 Naehrer O'Hara (Sonnett) Dahlkemper Davidson Dunn Ertz Pugh (Press) Lavelle Heath-1 Morgan (c)-1 (Lloyd) Rapinoe-1
Jan. 22, 2019 vs. Spain Alicante, Spain: 1-0 Naehrer Sonnett (Davidson) Dahlkemper Sauerbrunn Dunn Ertz (Zerboni) Horan (Pugh) Lavelle (S. Mewis) Heath (McDonald) Morgan Rapinoe (c) (Press-1)	Jan. 19, 2019 vs. France Le Havre, France: 1-3 Naehrer Sonnett (Lloyd) Dahlkemper Sauerbrunn Fox (Davidson) Brian Horan (S. Mewis) Dunn Pugh-1 Morgan (c) (McDonald) Press	Nov. 13, 2018 vs. Scotland Glasgow, Scotland: 1-0 Harris Sonnett (McDonald) Dahlkemper Sauerbrunn Fox (Colaprico) Ertz Lavelle Dunn Pugh Lloyd (c) (S. Mewis) Morgan-1 (Long)	Nov. 8, 2018 vs. Portugal Lisbon, Portugal: 1-0 Naehrer Fox (Lloyd) Dahlkemper Sauerbrunn Sullivan (Colaprico) Lavelle (Ertz) Horan Pugh (Sonnett) McDonald-1 (Morgan) Rapinoe (c)	Oct. 17, 2018 vs. Jamaica Frisco, Texas: 2-0 Naehrer Dunn (Short) Sauerbrunn Dahlkemper O'Hara Lavelle-1 (Lloyd) Ertz Horan Heath (Pugh) Morgan (c)-1 Rapinoe	Oct. 14, 2018 vs. Costa Rica Frisco, Texas: 6-0 Naehrer Dunn Sauerbrunn Dahlkemper O'Hara Lavelle (Sonnett) Ertz-1 (Brian) Horan Heath-2 Morgan-2 Rapinoe (c)-1 (Press)

79 USWNT HISTORY

Oct. 10, 2018 vs. Trinidad & Tobago * Cary, N.C.: 7-0 Naehrer O'Hara (Pugh) Dahlkemper Naehrer Sauerbrunn Dunn Dunn Lavelle-2 (Lloyd) Haran-1 Heath-1 Morgan (c)-2 (S. Mewis) Rapinoe	Oct. 7, 2018 vs. Panama * Cary, N.C.: 5-0 Harris Sonnett Dahlkemper (Horan) Naehrer Sauerbrunn Dunn Ertz (Lavelle) S. Mewis-1 Brian Pugh Lloyd (c)-3 Press-1	Oct. 4, 2018 vs. Mexico * Cary, N.C.: 6-0 Naehrer O'Hara (Sonnett) Dahlkemper Naehrer Sauerbrunn Dunn Ertz-1 Lavelle (Lloyd) Horan Heath-1 (Pugh) Morgan-1 Rapinoe (c)-2	Sept. 4, 2018 vs. Chile San Jose, Calif.: 4-0 Harris O'Hara (Dunn) Dahlkemper Davidson Dunn Ertz-1 Lavelle (Sauerbrunn) Zerboni (Brihan) Pugh-1 (Lloyd-2) Morgan (c) Heath-1 (Rodriguez)	Aug. 31, 2018 vs. Chile Carson, Calif.: 3-0 (OG) Naehrer Sonnett Sauerbrunn Davidson Dunn (S. Mewis) Ertz (Mace) Lavelle (Brian) Horan (Zerboni) Press (c)-1 Morgan (c)-1 (Press) Heath (Pugh)	Aug. 2, 2018 vs. Brazil Bridgeview, Ill.: 4-1 Naehrer Sonnett Sauerbrunn Davidson Dunn (Dahlkemper) Lavelle-1 (Zerboni) Ertz-1 Horan Heath-1 (Short) Morgan (c)-1 (Press) Rapinoe (Lloyd)
July 29, 2018 vs. Australia East Hartford, Conn.: 1-1 Naehrer Sonnett (Short) Dahlkemper (Lavelle) Sauerbrunn Dunn (Lloyd) Ertz Haran-1 Brian (Zerboni) Heath (Press) Morgan (c) Rapinoe	July 26, 2018 vs. Japan Kansas City, Kan.: 4-2 Naehrer Sonnett Dahlkemper Davidson Dunn Ertz (Lavelle) Horan (S. Mewis) Brian (Zerboni) Press (Heath) Morgan (c)-3 (Lloyd) Rapinoe-1 (Short)	June 12, 2018 vs. China PR Cleveland, Ohio: 2-1 Naehrer Harris Sauerbrunn Davidson Dunn Ertz (Horan) S. Mewis (Lavelle) Brian (Long) Press Morgan (c) (Heath-1) Rapinoe-1 (Lloyd)	June 7, 2018 vs. China PR Sandy, Utah: 1-0 Naehrer Harris Dahlkemper (Press) Davidson Dunn Ertz (Long) Haran (S. Mewis) Zerboni McCasill (Huerta) Morgan (c)-1 (Rodriguez) Rapinoe (Lloyd)	April 8, 2018 vs. Mexico Houston, Texas: 6-2 Campbell (Harris) Sonnett (Huerta) Sauerbrunn Davidson (Mace) Dunn Brian (Long) Horan-1 (Hanson) Lloyd (c)-1 Pugh-1 (McGrady) Morgan-2 Rapinoe-1	April 5, 2018 vs. Mexico Jacksonville, Fla.: 4-1 Naehrer Sonnett Dahlkemper Davidson Dunn Sullivan (Lloyd-1) Brian (Long) Horan Pugh-1 (Sauerbrunn) Morgan (c)-2 (Hatch) Rapinoe (McCasill)
March 7, 2018 vs. England Orlando, Fla.: 1-0 (OG) Naehrer Sonnett Dahlkemper Davidson Dunn Long (Huerta) Haran (Brian) Naehrer Pugh (Williams) Morgan Rapinoe (McCasill)	March 4, 2018 vs. France Harrison, N.J.: 1-1 Naehrer Smith (Short, Press) Dahlkemper Davidson O'Hara Sullivan Lloyd (c) Pugh (McCasill) Pugh-1 (Dunn) Morgan (c) Rapinoe (Williams)	March 1, 2018 vs. Germany Columbus, Ohio: 1-0 Naehrer T. Smith Dahlkemper Davidson O'Hara (Short) Ertz (McCasill) Horan Lloyd (c) (Brian) Pugh (Williams) Morgan (Long) Rapinoe-1 (Sonnett)	Jan. 21, 2018 vs. Denmark San Diego, Calif.: 5-1 Naehrer T. Smith (Sonnett) Dahlkemper (Lloyd) Davidson O'Hara Ertz-1 Haran Kliwan (McCasill) Pugh-2 (Williams) Morgan (c)-1 (Press) Rapinoe (Dunn-1)	Nov. 12, 2017 Canada San Jose, Calif.: 3-1 Naehrer T. Smith (Short) Sauerbrunn (c) Dahlkemper O'Hara Ertz-1 (Sullivan) Horan S. Mewis (Lloyd-1) Press (Williams) Morgan-1 Rapinoe	Nov. 9, 2017 Canada Vancouver, Canada: 1-1 Naehrer O'Hara Sauerbrunn (c) Dahlkemper Short (T. Smith) Ertz (Sullivan) Horan S. Mewis (Lloyd) Williams (Long) Morgan-1 Rapinoe (Press)
Oct. 22, 2017 Korea Republic Cary, N.C.: 6-0 Harris (Campbell) Huerta Sauerbrunn (Zerboni) Dahlkemper Short (Lloyd) Ertz-1 Horan S. Mewis-2 (Long-1) Williams-1 Morgan (Dunn) Press-1 (Rapinoe)	Oct. 19, 2017 Korea Republic New Orleans, La.: 3-1 Naehrer O'Hara Dahlkemper Sauerbrunn Short (Huerta) Ertz-1 Sullivan (Horan) S. Mewis (Lloyd) Pugh (Williams) Morgan-1 (Press) Rapinoe-1 (Dunn)	Sept. 19, 2017 vs. New Zealand Cincinnati, Ohio: 5-0 Naehrer Short Sauerbrunn (c) (T. Smith) O'Hara S. Mewis (Brian) Ertz Lavelle (Horan-1) Pugh (Morgan-2) Press (Williams-1) Pugh-1 (Heath)	Sept. 15, 2017 vs. New Zealand Commerce City, Colo.: 3-1 Naehrer T. Smith (Huerta) Sauerbrunn Dahlkemper O'Hara (c) (Short) Ertz-2 S. Mewis (Long) Horan (Brian) Pugh (Dunn) Morgan-1 Rapinoe (Press)	Aug. 3, 2017 vs. Japan Carson, Calif.: 3-0 Naehrer Short Sauerbrunn Dahlkemper O'Hara (T. Smith) Ertz (Long) S. Mewis Lloyd (c) (Haran) Pugh-1 (Williams) Press (Morgan-1) Rapinoe-1 (Leroux)	July 30, 2017 vs. Brazil San Diego, Calif.: 4-3 Naehrer T. Smith (Ertz-1) Dahlkemper Short (Leroux) O'Hara Sauerbrunn S. Mewis-1 (Long) Lloyd (c) Dunn (Pugh) Morgan (Press-1) Rapinoe-1 (Williams)
July 27, 2017 vs. Norway Seattle, Wash.: 0-1 Naehrer T. Smith (O'Hara) Sauerbrunn (c) Dahlkemper Short Pugh (Dunn) Long (Brian) S. Mewis Rapinoe Horan (Lloyd) Press (Morgan)	June 11, 2017 vs. Russia Sandefjord, Norway: 1-0 Naehrer O'Hara (Ertz) Sauerbrunn (c) Short Dahlkemper Lavelle (Lloyd) Long S. Mewis Klingenberg (Horan) Dunn Press-1	June 8, 2017 vs. Russia Gothenburg, Sweden: 1-0 Naehrer O'Hara (Ertz) Sauerbrunn Short Klingenberg (Dahlkemper) Lavelle-1 (Rapinoe) Long S. Mewis Pugh Lloyd (c) (Horan) Dunn (Press)	April 9, 2017 vs. Houston Houston, Texas: 5-1 (OG) Harris (Campbell) O'Hara (Oyster) Sauerbrunn Short Klingenberg Lavelle-1 (Press) Long S. Mewis Pugh (Rapinoe) Lloyd (c)-1 (Morgan) Dunn-2 (Williams)	April 6, 2017 vs. Frisco Frisco, Texas: 4-0 Naehrer Pugh (Rodriguez) S. Mewis Sauerbrunn O'Hara (Oyster) Klingenberg (Krieger) Lloyd (c) (Morgan) Short Lavelle (Rapinoe) Dunn-2 (Press) Long-2	March 7, 2017 vs. Washington Washington, D.C.: 0-3 Naehrer Sauerbrunn Long Short Lavelle (Pugh) S. Mewis (Horan) Brian (Johnston) Heath Lloyd (c) (O'Hara) Williams (Morgan) Press (Dunn)
March 4, 2017 vs. England Harrison, N.J.: 0-1 Harris Sauerbrunn Johnston Krieger Dunn (Williams) S. Mewis (Long) Horan (Brian) Lloyd (c) (Heath) Pugh Morgan (Press)	March 1, 2017 vs. Germany Chester, Pa.: 1-0 Naehrer Sauerbrunn Long Short Dunn (Pugh) Brian S. Mewis Lloyd (c) Williams-1 (Morgan) Press (Horan)	Nov. 13, 2016 vs. Romania Carson, Calif.: 5-0 (OG) Naehrer Sauerbrunn (c) (O'Hara) Long (S. Mewis-1) Short (Krieger) Ohai (Morgan) Sullivan Brian-1 Heath Dunn-1 (Horan) Williams (Johnston) Press-1	Nov. 10, 2016 vs. Romania San Jose, Calif.: 8-1 (OG) Harris Sauerbrunn (c) (Johnston) Long Short Ohai (S. Mewis) Sullivan (O'Hara) Brian-1 (Horan) Heath-1 Dunn Press-3 (Morgan-2) Williams (McDonald)	Oct. 23, 2016 vs. Switzerland Minneapolis, Minn.: 5-1 Harris Sauerbrunn (Dahlkemper) Long Short O'Hara (Press-1) Sullivan Brian (S. Mewis) Dunn-1 (Ohai-1) Heath Lloyd (c)-2 (Horan) Williams	Oct. 19, 2016 vs. Switzerland Sandy, Utah: 4-0 Naehrer Dahlkemper (Press-1) Long (Dahlkemper) Sauerbrunn Heath-1 (Hatch) Sullivan (S. Mewis-1) Brian Horan (Williams-1) Short Lloyd (c) (O'Hara) Dunn
Sept. 18, 2016 vs. Netherlands Atlanta, Ga.: 3-1 (OG) Naehrer Engen (Krieger) Sauerbrunn Johnston (Sonnett) Klingenberg (Dunn) Horan (Rapinoe) Long-1 Brian (S. Mewis) Heath Lloyd-1 (c) Morgan (Press)	Sept. 15, 2016 vs. Thailand Columbus, Ohio: 9-0 Harris O'Hara Sauerbrunn Johnston (Dunn-1) Krieger (Klingenberg) Long (Sonnett) S. Mewis (Horan) Lloyd-3 O'Reilly (c)-1 Press-1 (Morgan-2) Heath-1 (Rapinoe)	Aug. 12, 2016 vs. Sweden ++ Brasilia, Brazil: 1-1 (3-4 Pks) Solo O'Hara (Rapinoe, Press) Johnston Sauerbrunn Klingenberg Long (Dunn) Brian Lloyd (c) O'Reilly (c)-1 Morgan-1 Pugh (Horan)	Aug. 9, 2016 vs. Colombia ++ Maus, Brazil: 2-2 Solo Sauerbrunn Engen Krieger O'Hara Brian (Long) Horan Lloyd (c) (Morgan) Rapinoe (Pugh-1) Press Dunn-1	Aug. 6, 2016 vs. France ++ Belo Horizonte, Brazil: 1-0 Solo O'Hara Engen Sauerbrunn Klingenberg (Press) Long Brian Lloyd (c)-1 (Horan) Dunn (Krieger) Morgan Heath	Aug. 3, 2016 vs. New Zealand ++ Belo Horizonte, Brazil: 2-0 Solo O'Hara Johnston Sauerbrunn Klingenberg Long Brian (Horan) Lloyd (c)-1 Pugh (Dunn) Morgan-1 (Press) Heath

ALL-TIME RESULTS AND LINEUPS

July 22, 2016 vs. Costa Rica Kansas City, Kansas: 4-0 Solo (Naehler) O'Hara Johnston Sauerbrunn (Engen) Klingenberg (Krieger) Long Horan (Brian) Lloyd (c-1) Pugh-1 (Heath) Morgan (Press-1) Dunn-1	July 9, 2016 vs. South Africa Chicago, Ill.: 1-0 Solo O'Hara (O'Reilly) Johnston (Engen) Sauerbrunn Klingenberg Long Press Horan (Lloyd) Dunn-1 Morgan (Krieger) Pugh (S. Mewis)	June 5, 2016 vs. Japan* Cleveland, Ohio: 2-0 Solo O'Hara Johnston-1 Sauerbrunn (c) Klingenberg Brian (Horan) Long Press Dunn (Krieger) Morgan-1 Heath *Match abandoned after 76 min.	June 2, 2016 vs. Japan Commerce City, Colo.: 3-3 Solo O'Hara Johnston Sauerbrunn (c) Klingenberg (Krieger) Brian (Horan-1) Long Pugh Dunn (Press) Morgan-2 Heath (S. Mewis)	April 10, 2016 vs. Colombia Chester, Pa.: 3-0 Naehler Heath Johnston-2 Sauerbrunn (Engen) Klingenberg (O'Hara) S. Mewis Horan (Long) Lloyd (c) (Krieger) Press-1 Dunn Pugh	April 6, 2016 vs. Colombia East Hartford, Conn.: 7-0 Solo O'Hara (O'Reilly) Sauerbrunn (Sonnett) Johnston (Engen) Klingenberg (Krieger) Long-2 Horan (S. Mewis) Lloyd-1 (c) Pugh-1 (Press-1) Dunn-1 Heath-1
March 9, 2016 vs. Germany Boca Raton, Fla.: 2-1 Solo Krieger (O'Hara) Engen Sauerbrunn Klingenberg (Johnston) S. Mewis-1 (Horan) Brian Press (Pugh) Lloyd (c) Dunn (Heath) Morgan-1	March 6, 2016 vs. France Nashville, Tenn.: 1-0 Solo O'Hara (Press) Johnston Sauerbrunn (c) Klingenberg Brian Horan (Dunn) Heath Lloyd Pugh (Engen) Morgan-1	March 3, 2016 vs. England Tampa, Fla.: 1-0 Solo O'Hara (Krieger) Sonnett Sauerbrunn Klingenberg (Engen) Brian Horan (Press) Heath Lloyd (c) Pugh (Dunn-1) Morgan (Johnston)	Feb. 21, 2016 vs. Canada Houston, Texas: 2-0 Solo O'Hara Johnston Sauerbrunn Klingenberg Brian Horan-1 (Dunn) Heath-1 Lloyd (c) Pugh (Sonnett) Morgan (Press)	Feb. 19, 2016 vs. Trinidad & Tobago + Houston, Texas: 5-0 Solo O'Hara Johnston Sauerbrunn Klingenberg Brian Horan (S. Mewis) Heath-1 Lloyd-1 (c) (Dunn) Pugh (Press) Morgan-3	Feb. 15, 2016 vs. Puerto Rico + Frisco, Texas: 10-0 (OG) Naehler O'Hara-1 Sonnett Krieger Hinkle McCaffrey S. Mewis-1 Lloyd (c)-1 (Morgan) Pugh (Klingenberg) Press-1 (Brian) Dunn-5
Feb. 13, 2016 vs. Mexico + Frisco, Texas: 1-0 Solo Krieger (Pugh) Johnston Sauerbrunn Klingenberg Brian Horan Dunn (Press) Lloyd-1 (c) Heath Moran (Hinkle)	Feb. 10, 2016 vs. Costa Rica + Frisco, Texas: 5-0 Solo Krieger (Hinkle) Johnston (Press-1) Sauerbrunn Klingenberg Brian Horan Dunn-1 (Pugh) Lloyd-1 (c) Heath Morgan-2	Jan. 23, 2016 vs. Republic of Ireland San Diego: 5-0 Solo Krieger Sonnett (O'Hara) Engen Klingenberg S. Mewis Horan (Hinkle) Lloyd-3 (Press) Dunn (O'Reilly) Morgan (c-1) (Pugh-1) Heath (McCaffrey)	Dec. 16, 2015 vs. China PR New Orleans, La.: 0-1 Solo O'Hara (Hinkle) Sauerbrunn Johnston (Sonnett) Klingenberg (McCaffrey) O'Reilly (Dunn) Brian Lloyd Heath Wambach (c) (Press) Morgan (Horan)	Dec. 13, 2015 vs. China Glendale, Ariz.: 2-0 Solo Krieger (Hinkle) Sauerbrunn Johnston Klingenberg Brian (Sonnett) Dunn-1 (O'Reilly) Horan Heath (McCaffrey) Lloyd (c) (Wambach) Morgan (Press-1)	Dec. 10, 2015 vs. Trinidad & Tobago San Antonio, Texas: 6-0 Solo O'Hara (Hinkle) Johnston Sauerbrunn Klingenberg (Krieger) Brian (Sonnett) Horan-1 Lloyd (c)-1 (Wambach) Dunn Morgan-1 (Press-3) Heath (McCaffrey)
Oct. 25, 2015 vs. Brazil Orlando, Fla.: 3-1 Solo Krieger (Lewandowski) Sonnett Sauerbrunn Chalupny (Klingenberg) Dunn-1 (Rapinoe) Holiday (c) (Lloyd) Brian Heath (McCaffrey-1) Horan (Rodriguez) Morgan-1	Oct. 21, 2015 vs. Brazil Seattle, Wash.: 1-1 Solo O'Hara (Hinkle) Sauerbrunn Johnston Klingenberg (O'Reilly) Dunn (S. Mewis) Box Spearman (c) (Heath) Brian Rapinoe Lloyd-1 Morgan	Sept. 20, 2015 vs. Haiti Birmingham, Ala.: 8-0 Solo (Naehler) O'Hara Sauerbrunn Johnston Klingenberg (O'Reilly-1) Sauerbrunn (Boxx) Brian Dunn-1 Lloyd-3 (Rodriguez-1) Rapinoe (Krieger) Morgan-1	Sept. 17, 2015 vs. Haiti Detroit, Mich.: 5-0 Solo (Harris) O'Hara (Krieger) Johnston Sauerbrunn Klingenberg Dunn-1 Brian (Holiday) Heath (Ramponne) Press-1 (O'Reilly) Lloyd-3 (c) Morgan (Wambach)	Aug. 19, 2015 vs. Costa Rica Chattanooga, Tenn.: 7-2 (OG) Solo (Naehler) O'Hara Engen Sauerbrunn Chalupny (c) O'Reilly-2 (Rodriguez) Holiday Heath (Boxx) Rapinoe (Klingenberg) Lloyd-2 (Press) Wambach-1 (Morgan-1)	Aug. 16, 2015 vs. Costa Rica Pittsburgh, Pa.: 8-0 Harris (Solo) Krieger Johnston-1 (Engen-1) Ramponne (c) Klingenberg-1 O'Reilly-2 Boxx (Brian) Lloyd (Wambach) Prapinoe (Heath) Press-3 Rodriguez (Chalupny)
July 5, 2015 vs. Japan Vancouver, Canada: 5-2 Solo Krieger Sauerbrunn Johnston Klingenberg Holiday-1 Brian Lloyd (c)-3 Rapinoe (O'Hara) Morgan (Ramponne) Heath-1 (Wambach)	June 30, 2015 vs. Germany Vancouver, Canada: 2-0 Solo Krieger Sauerbrunn Johnston Klingenberg Holiday Brian Lloyd-1 (c) Rapinoe (Wambach) Morgan (Leroux) Heath (O'Hara-1)	June 26, 2015 vs. China PR Edmonton, Canada: 1-0 Solo Krieger Johnston Sauerbrunn Klingenberg O'Hara (Press) Brian Lloyd-1 (c) Heath Rodriguez (Wambach) Morgan (O'Reilly)	June 22, 2015 vs. Colombia Edmonton, Canada: 2-0 Solo Krieger (Chalupny) Johnston Sauerbrunn Klingenberg Rapinoe (Press) Holiday Lloyd-1 Heath Morgan-1 Wambach (c) (Brian)	June 16, 2015 vs. Nigeria Vancouver, Canada: 1-0 Solo Krieger Johnston Sauerbrunn Klingenberg Rapinoe (Boxx) Holiday Lloyd Heath (Ramponne) Morgan (Leroux) Wambach (c)-1	June 12, 2015 vs. Sweden Winnipeg, Canada: 0-0 Solo Krieger Sauerbrunn Johnston Klingenberg Brian (Rodriguez) Holiday Lloyd (c) Rapinoe Press (Wambach) Leroux (Morgan)
June 8, 2015 vs. Australia Winnipeg, Canada: 3-1 Solo Krieger Sauerbrunn Johnston Klingenberg Press-1 (Heath) Holiday Lloyd Rapinoe-2 (Brian) Leroux (Morgan) Wambach (c)	May 30, 2015 vs. Korea Republic Harrison, N.J.: 0-0 Solo Krieger (Chalupny) Johnston (Ramponne) Sauerbrunn Klingenberg (O'Hara) Brian Holiday (Heath) Lloyd Press Leroux (O'Reilly) Wambach (c) (Rodriguez)	May 17, 2015 vs. Mexico Carson, Calif.: 5-1 Solo Krieger (O'Hara) Johnston (Ramponne) Sauerbrunn Klingenberg (Chalupny-1) Brian Holiday (Heath) Lloyd (c) Press Leroux-2 Press (Wambach-2)	May 10, 2015 vs. Republic of Ireland San Jose, Calif.: 3-0 Solo Krieger (Chalupny) Johnston-1 Sauerbrunn Klingenberg (O'Hara) Press Holiday (O'Reilly) Lloyd (Boxx) Rapinoe (c) (Brian) Rodriguez (Leroux) Wambach-2	April 4, 2015 vs. New Zealand St. Louis, Mo.: 4-0 Solo Krieger (O'Hara) Johnston-1 Sauerbrunn Klingenberg-1 (Chalupny-1) Lloyd (c) Press (Heath) Rapinoe (Brian-1) Rodriguez (Leroux) Morgan (Wambach)	March 11, 2015 vs. France Faro, Portugal: 2-0 Solo Krieger Sauerbrunn Johnston-1 Klingenberg (Wambach) Lloyd (c) Holiday Brian (Boxx) Press-1 (Leroux) Rodriguez (O'Hara) Morgan (Rapinoe)
March 9, 2015 vs. Iceland Lagos, Portugal: 0-0 Solo O'Hara Sauerbrunn Van Hellebeke Klingenberg (Lloyd) O'Reilly (Holiday) Chalupny Brian (Boxx) Heath (Press) Morgan (Leroux) Wambach (c) (Rodriguez)	March 6, 2015 vs. Switzerland VR de San Antonio, Portugal: 3-0 Solo Klingenberg Sauerbrunn Johnston Klingenberg (O'Hara) Lloyd (c) Holiday (Boxx) Brian (O'Reilly) Rapinoe (Rodriguez-1) Press (Heath) Morgan-1 (Wambach-1)	March 4, 2015 vs. Norway VR de San Antonio, Portugal: 2-1 Solo Krieger Sauerbrunn Johnston Klingenberg (Klingenberg) Lloyd-2 Holiday (Rapinoe) Brian Press (Heath) Morgan (Leroux) Wambach (c) (Rodriguez)	Feb. 13, 2015 vs. England Milton Keynes, England: 1-0 Harris Krieger Engen Sauerbrunn Klingenberg (Dunn) Press (O'Hara) Brian Holiday Lloyd Wambach (c) Morgan-1 (Rodriguez)	Feb. 8, 2015 vs. France Lorient, France: 0-2 Harris Klingenberg Engen Sauerbrunn Chalupny (Krieger) Heath (Rodriguez) Brian (Wambach) Holiday Lloyd (c) Press Morgan	Dec. 21, 2014 vs. Brazil Brasilia, Brazil: 0-0 Solo Klingenberg Ramponne (c) Sauerbrunn Chalupny (Krieger) Brian Lloyd Holiday Heath (O'Reilly) Wambach (Rodriguez) O'Hara (Rapinoe)

ALL-TIME RESULTS AND LINEUPS

Dec. 18, 2014 vs. Argentina Brasilia, Brazil: 7-0 Naeher Krieger Sauerbrunn Engen Chalupny (O'Reilly) Holiday (O'Hara) Brian Lloyd-3 Heath (Rapinoe) Wambach (c) (Leroux) Press-4	Dec. 14, 2014 vs. Brazil Brasilia, Brazil: 2-3 Solo Klingenberg Rampone (c) Sauerbrunn Chalupny (Krieger) Holiday (Brian) Lloyd-1 Wambach Rapinoe-1 (Press) Leroux (S. Mewis) Heath	Dec. 10, 2014 vs. China Brasilia, Brazil: 1-1 Solo Krieger Rampone (c) Sauerbrunn Klingenberg (O'Hara) Holiday (Johnston) Lloyd-1 Rapinoe (Wambach) Press Wambach-4 Heath (O'Reilly)	Oct. 26, 2014 vs. Costa Rica Chester, Pa.: 6-0 Solo Klingenberg Rampone (c) Sauerbrunn Krieger Holiday Brian (Leroux-1) Lloyd-1 Press (O'Reilly) Wambach-4 Rapinoe (Heath)	Oct. 24, 2014 vs. Mexico Chester, Pa.: 3-0 Solo Krieger Rampone (c) Engen Klingenberg Holiday (O'Reilly) Lloyd-2 Rapinoe (Brian) Press Heath Wambach (Wambach) Press-1	Oct. 20, 2014 vs. Haiti Washington, D.C.: 6-0 Harris O'Hara Rampone (c) Engen Klingenberg-1 Holiday Lloyd-1 Rapinoe (O'Reilly) Press-1 Wambach-2 (Leroux) Heath (Brian-1)
Oct. 17, 2014 vs. Guatemala Bridgeview, Ill.: 5-0 Solo Krieger (O'Hara) Sauerbrunn Engen-1 Klingenberg (Rodriguez) Holiday Lloyd (c)-1 Rapinoe-1 Leroux Morgan (Press) Heath-2	Oct. 15, 2014 vs. Trinidad & Tobago Kansas City, Kan.: 1-0 Solo Krieger Sauerbrunn Rampone (c) Klingenberg Holiday Lloyd Rapinoe (Rodriguez) Press (Leroux) Wambach-1 (O'Reilly) Morgan	Sept. 18, 2014 vs. Mexico Rochester, N.Y.: 4-0 Solo (c) O'Hara Sauerbrunn Rampone Klingenberg (Dunn) Holiday (Johnston) Lloyd Rapinoe-1 (Wambach) Leroux (Press) Rodriguez-1 (Morgan-1) Heath-1 (O'Reilly)	Sept. 13, 2014 vs. Mexico Sandy, Utah: 8-0 (OG) Solo Cox (Dunn) Sauerbrunn (Engen-1) Rampone (c) Klingenberg Holiday Lloyd (Brian) Rapinoe (Leroux-1) Press (O'Reilly-1) Wambach-2 (Heath) Morgan-2	Aug. 20, 2014 vs. Switzerland Cary, N.C.: 4-1 Solo Krieger (Klingenberg) Sauerbrunn (Johnston) Rampone (c) Dunn Lloyd-1 Holiday (Long) Rapinoe-1 (Brian) Leroux (Wambach-1) Morgan (O'Reilly) Press-1	June 19, 2014 vs. France East Hartford, Conn.: 2-2 Harris Krieger Sauerbrunn Engen (Rampone) Klingenberg (O'Hara) Long (Heath) Lloyd (c) Holiday O'Reilly (Morgan-2) Leroux (Rodriguez) Press
June 14, 2014 vs. France Tampa, Fla.: 1-0 Solo Krieger Rampone Sauerbrunn Cox Long Lloyd Holiday (c) Press Leroux-1 (O'Reilly) Heath (Morgan)	May 8, 2014 vs. Canada Winnipeg, Canada: 1-1 Solo Krieger Engen (Rampone) Sauerbrunn Klingenberg (Dunn) Lloyd Brian (Long) Holiday O'Reilly Wambach (c) (Press) Leroux-1	April 10, 2014 vs. China PR San Diego, Calif.: 3-0 Solo Krieger Van Hollebeke (Engen) Sauerbrunn (c) Klingenberg Brian (Wambach) Lloyd-2 Rapinoe (Heath) O'Reilly (Press) Holiday (O'Hara) Leroux-1 (Rodriguez)	April 6, 2014 vs. China PR Commerce City, Colo.: 2-0 Solo (Loyden) Krieger Sauerbrunn Engen Klingenberg Holiday-1 (Rapinoe-1) Lloyd (Heath) O'Reilly (c) (Rodriguez) Leroux Press (Wambach)	March 12, 2014 vs. Korea DPR Parthal, Portugal: 3-0 Loyden Krieger Sauerbrunn Van Hollebeke Klingenberg (O'Hara) Rapinoe Brian Lloyd Heath (O'Reilly-1) Rodriguez (Press) Wambach (c)-2	March 10, 2014 vs. Denmark Albufeira, Portugal: 3-5 Solo Klingenberg (O'Hara) Rampone (c) Engen Cox (Wambach) O'Reilly (Rapinoe-1) S. Mewis (Sauerbrunn) Lloyd K. Mewis (Hagen) Press-1 Leroux-1
March 7, 2014 vs. Sweden Albufeira, Portugal: 0-1 Solo Krieger Rampone (c) Sauerbrunn Cox O'Hara (K. Mewis) O'Reilly Brian (S. Mewis) Lloyd Rapinoe (K. Mewis) Rodriguez (Press) Wambach (Hagen)	March 5, 2014 vs. Japan Parthal, Portugal: 1-1 Solo Krieger Sauerbrunn (c) Engen Cox O'Reilly (Heath) Brian (K. Mewis) Lloyd Rapinoe Press Leroux-1	Feb. 13, 2014 vs. Russia Atlanta, Ga.: 8-0 (2 OG) Solo (Loyden) Krieger (Sauerbrunn) Engen Van Hollebeke Cox (K. Mewis) O'Reilly-1 Brian-1 (Holiday-1) Lloyd Rapinoe Rodriguez-1 (Leroux) Wambach (c)-1 (Press-1)	Feb. 8, 2014 vs. Russia Boca Raton, Fla.: 7-0 Solo Krieger Sauerbrunn (Van Hollebeke) Rampone (c) Cox (Rapinoe) O'Reilly-1 (Tymrak) Lloyd-2 Holiday Rapinoe Press-2 (Rodriguez) Leroux-1 (Wambach-1)	Jan. 31, 2014 vs. Canada Frisco, Texas: 1-0 W Solo Krieger Sauerbrunn Engen (Rampone) Cox O'Reilly Brian Holiday Rapinoe (Rodriguez) Leroux-1 Wambach (c) (Press)	Nov. 10, 2013 vs. Brazil Orlando, Fla.: 4-1 Solo Robinson Rampone (c) (Van Hollebeke) Sauerbrunn Cox (Tymrak-1) O'Reilly Brooks (Averbuch) Lloyd K. Mewis Leroux-2 (Morgan) Wambach-1 (Horan)
Oct. 30, 2013 vs. New Zealand Columbus, Ohio: 1-1 Solo Krieger Sauerbrunn Rampone (c) (Van Hollebeke) K. Mewis Averbuch (Lloyd) Rapinoe Holiday O'Reilly Wambach Leroux-1 (Press)	Oct. 27, 2013 vs. New Zealand San Francisco, Calif.: 4-1 Solo (Barnhart) Krieger Van Hollebeke Sauerbrunn (Rampone) Klingenberg O'Reilly-1 Lloyd-1 Holiday (K. Mewis) Rapinoe-1 (Leroux) Press-1 Wambach (c)	Oct. 20, 2013 vs. Australia San Antonio, Texas: 4-0 Solo Dunn Engen (Van Hollebeke) Sauerbrunn Klingenberg O'Reilly Lloyd-1 Holiday-1 (Brian) Leroux (Press-1) Morgan Wambach (c)-1	Sept. 3, 2013 vs. Mexico Washington, D.C.: 7-0 Solo (Barnhart) Dunn (Robinson) Rampone (c) (Van Hollebeke-1) Sauerbrunn K. Mewis O'Reilly Lloyd (Averbuch) Holiday Tymrak (Brian-1) Leroux-4 Wambach-1	June 20, 2013 vs. Korea Republic Harrison, N.J.: 5-0 Solo (Loyden) Dunn Rampone (c) (Sauerbrunn) Engen Klingenberg (O'Hara) O'Reilly Lloyd Holiday-1 (Averbuch) Rapinoe Morgan (Leroux) Wambach-4 (Press)	June 15, 2013 vs. Korea Republic Forsyth, Mass.: 4-1 Solo (Barnhart) Rampone Van Hollebeke (c) (Krieger) Sauerbrunn K. Mewis-1 O'Reilly Lloyd-1 (Averbuch) Holiday-1 (Brian) Heath Leroux (Wambach-1) Morgan
June 2, 2013 vs. Canada Toronto, Canada: 3-0 Barnhart Krieger Rampone (c) Engen Dunn (K. Mewis) O'Reilly Lloyd Holiday Heath (Leroux-1) Morgan-2 (Press) Wambach	April 9, 2013 vs. Netherlands The Hague, Neth.: 3-1 Harris Krieger Van Hollebeke (c) Sauerbrunn O'Hara (Morgan) O'Reilly (Klingenberg) Averbuch (Holiday) Johnston Heath-1 Press-2 Leroux	April 5, 2013 vs. Germany Offenbach, Germany: 3-3 Barnhart Dunn Rampone (c) Engen K. Mewis O'Reilly (Heath) Box Cheney Rapinoe-1 Morgan-1 Wambach-1 (Leroux)	March 13, 2013 vs. Germany Faro, Portugal: 2-0 Barnhart Krieger (Dunn) Van Hollebeke Engen O'Hara Press (Wambach) Box (c) Averbuch (Sauerbrunn) Rapinoe-1 (K. Mewis) Morgan-2 Leroux	March 11, 2013 vs. Sweden Lagos, Portugal: 1-1 Harris Krieger Sauerbrunn Rampone (c) O'Hara O'Reilly (Press) Box (Engen) Heath (Averbuch) Rapinoe Morgan-1 Wambach (Leroux)	March 8, 2013 vs. China PR Albufeira, Portugal: 5-0 Barnhart Krieger-1 Sauerbrunn (c) Engen-1 K. Mewis Heath Averbuch Rapinoe-1 (Horan) Rapinoe-1 Leroux-1 Morgan (O'Reilly)
March 6, 2013 vs. Iceland Albufeira, Portugal: 3-0 Loyden Dunn Van Hollebeke (c)-1 Rampone O'Hara O'Reilly Box-1 Lloyd (Press) Holiday Morgan Wambach-1	Feb. 13, 2013 vs. Scotland Nashville, Tenn.: 3-1 Solo Krieger (Dunn) Engen Buehler O'Hara (L. Lindsey) O'Reilly Box (Lloyd) Holiday Rapinoe-1 Leroux (Heath) Wambach (c)-1 (Press-1)	Feb. 9, 2013 vs. Scotland Jacksonville, Fla.: 4-1 Loyden (Barnhart) Krieger Rampone (c) Sauerbrunn (Johnston) O'Hara Press-2 (K. Mewis) Box-1 (Averbuch) Lloyd Heath Morgan (Leroux-1) Wambach (Cheney)	Dec. 15, 2012 vs. China PR Boca Raton, Fla.: 4-1 Solo LePeilbet (Sauerbrunn) Rampone (c) (Mitte) Buehler O'Hara O'Reilly (Heath) Box Lloyd Rapinoe-1 (Leroux-1) Morgan (Cheney) Wambach-2 (Rodriguez)	Dec. 12, 2012 vs. China PR Houston, Texas: 4-0 Solo (Barnhart) Mitte (Buehler) Rampone (c) Sauerbrunn LePeilbet O'Reilly Lloyd-1 Cheney (Box) Heath (Rapinoe) Morgan (Rodriguez-1) Wambach-2 (Leroux)	Dec. 8, 2012 vs. China PR Detroit, Mich.: 2-0 Solo LePeilbet (Mitte) Rampone Buehler O'Hara (Sauerbrunn) Rapinoe (O'Reilly) Box Lloyd-1 Cheney (Leroux-1) Rodriguez (c) (Heath) Wambach (Morgan)

ALL-TIME RESULTS AND LINEUPS

Dec. 1, 2012 vs. Republic of Ireland Glendale, Ariz.: 2-0 Solo (Loyden, Barnhart) Mitts (Rampone) Buehler Sauerbrunn Rapinoe-1 (Rodríguez) Boxx Lloyd Heath Morgan-1 (Leroux) Wambach (c)	Nov. 28, 2012 vs. Republic of Ireland Portland, Ore.: 5-0 Solo (Barnhart) Mitts (O'Hara) Rampone (c) Buehler Sauerbrunn Rapinoe (Rodríguez) Lloyd Cheney Heath (O'Reilly) Morgan-3 (Leroux-2) Wambach (Boxx)	Oct. 23, 2012 vs. Germany East Hartford, Conn.: 2-2 Solo LePeilbet (Mitts, Leroux) Sauerbrunn Rampone (c) O'Hara (Buehler) O'Reilly (Heath-1) Boxx Lloyd Heath (Cheney) Morgan Wambach-1	Oct. 20, 2012 vs. Germany Bridgeview, Ill.: 1-1 Solo Mitts (LePeilbet) Rampone (c) Buehler O'Hara (Sauerbrunn) Rapinoe (O'Reilly) Boxx (Rodríguez) Cheney (Lloyd) Heath (Rodríguez) Morgan Wambach-1 (Leroux)	Sept. 19, 2012 vs. Australia Commerce City, Colo.: 6-2 Solo LePeilbet (Mitts) Rampone (c) Buehler O'Hara (Sauerbrunn) O'Reilly-1 (Rapinoe) Lloyd Cheney (Boxx-1) Heath (Rodríguez) Morgan-2 (Leroux-1) Wambach-1	Sept. 16, 2012 vs. Australia Carson, Calif.: 2-1 Solo LePeilbet (Mitts) Rampone (c) (Buehler) Sauerbrunn O'Hara Rapinoe (O'Reilly) Lloyd (Boxx-1) Cheney Heath Morgan-1 (Leroux) Wambach (Rodríguez)
Sept. 1, 2012 vs. Costa Rica Rochester, N.Y.: 8-0 Solo LePeilbet (Mitts) Rampone (c) Buehler (Sauerbrunn) O'Hara Rapinoe-2 (Rodríguez) Lloyd-1 Boxx (O'Reilly-1) Heath Morgan-1 Wambach-2 (Leroux-1)	Aug. 9, 2012 vs. Japan ++ London, England: 2-1 Solo LePeilbet Rampone (c) Buehler (Sauerbrunn) O'Hara Rapinoe (Cheney) Boxx Lloyd-2 Heath Morgan Wambach	Aug. 6, 2012 vs. Canada ++ Manchester, England: 4-3 Solo LePeilbet (Leroux) Rampone (c) Buehler (Sauerbrunn) O'Hara Rapinoe-2 Lloyd Cheney (O'Reilly) Heath Morgan-1 Wambach-1	Aug. 3, 2012 vs. New Zealand ++ Newcastle, England: 2-0 Solo LePeilbet Rampone (c) Buehler O'Hara Rapinoe (O'Reilly) Lloyd Cheney (Rodríguez) Heath Morgan (Leroux-1) Wambach-1	July 31, 2012 vs. Korea DPR ++ Manchester, England: 1-0 Solo LePeilbet Rampone (c) Buehler (Sauerbrunn) O'Hara O'Reilly Lloyd Cheney (Rodríguez) Rapinoe (Heath) Morgan Wambach-1	July 28, 2012 vs. Colombia ++ Glasgow, Scotland: 3-0 Solo Mitts Rampone (c) Buehler O'Hara O'Reilly (Heath) Lloyd-1 Cheney Rapinoe-1 (Rodríguez) Morgan Wambach-1 (Leroux)
July 25, 2012 vs. France ++ Glasgow, Scotland: 4-2 Solo LePeilbet Rampone (c) Buehler O'Hara Rapinoe (Leroux) Boxx (Lloyd-1) Cheney Heath Morgan-2 (Rodríguez) Wambach-1	June 30, 2012 vs. Canada Sandy, Utah: 2-1 (OG) Solo LePeilbet (Mitts) Rampone (c) (Sauerbrunn) Buehler O'Hara (Leroux) Rapinoe Boxx (Lloyd) Cheney Heath (O'Reilly) Morgan (Rodríguez-1) Wambach	June 18, 2012 vs. Japan Halmstad, Sweden: 4-1 Solo LePeilbet (Mitts) Rampone (c) Buehler (Sauerbrunn) O'Hara (Leroux) Rapinoe (Lloyd) Boxx Cheney (O'Reilly) Heath Morgan-2 (Rodríguez) Wambach-2	June 16, 2012 vs. Sweden Halmstad, Sweden: 3-1 Solo Mitts Rampone (c) (Sauerbrunn) Buehler LePeilbet O'Reilly (Heath-1) Boxx (Lloyd) Cheney Rapinoe (Rodríguez) Morgan-1 (Leroux) Wambach-1	May 27, 2012 vs. China PR Chester, Pa.: 4-1 (OG) Solo LePeilbet (Leroux) Rampone (c) (Sauerbrunn) Buehler O'Hara O'Reilly (Rodríguez) Boxx Lloyd (Cheney) Rapinoe Morgan-2 Wambach-1	April 3, 2012 vs. Brazil Chiba, Japan: 3-0 Solo LePeilbet (Cox) Rampone (c) (Sauerbrunn) Buehler O'Hara (Mitts) Cheney Boxx-1 (Heath) O'Reilly (Rapinoe) Morgan (Rodríguez-1) Wambach
April 1, 2012 vs. Japan Sendai, Japan: 1-1 Solo LePeilbet Rampone (c) Buehler O'Hara Cheney Boxx (Heath) Lloyd O'Reilly (Rodríguez) Morgan-1 (Leroux) Wambach	March 7, 2012 vs. Sweden Parchal, Portugal: 4-0 Barnhart LePeilbet Rampone (c) Buehler O'Hara O'Reilly (Rapinoe) Boxx Lloyd (Cheney) Heath (Rodríguez) Morgan-1 (Leroux) Wambach-1 (Leroux)	March 5, 2012 vs. Japan Faro, Portugal: 0-1 Solo LePeilbet (Heath) Rampone (c) Buehler O'Hara (Cox) Cheney (O'Reilly) Boxx Lloyd (L. Lindsey) Heath (Rodríguez) Morgan Wambach (Leroux)	March 2, 2012 vs. Norway Lagos, Portugal: 2-1 Solo LePeilbet (Mitts) Sauerbrunn Rampone (c) (Buehler) Cox O'Reilly (Rodríguez) Boxx Lloyd Heath (Rapinoe) Morgan (Leroux-1) Wambach-1 (Cheney)	Feb. 29, 2012 vs. Denmark Lagos, Portugal: 5-0 Solo LePeilbet Buehler Rampone (c) O'Hara (Cox) O'Reilly (Rodríguez) Boxx (L. Lindsey) Lloyd-1 Cheney (Leroux-1) Morgan-2 Wambach-1 (Heath)	Feb. 11, 2012 vs. New Zealand Frisco, Texas: 2-1 Solo (Barnhart) LePeilbet Buehler Rampone (c) O'Hara (Leroux) O'Reilly (Rodríguez) Boxx Lloyd (Rapinoe) Cheney (L. Lindsey) Morgan-2 Wambach
Jan. 29, 2012 vs. Canada + Vancouver, Canada: 4-0 Solo Mitts (Buehler) Sauerbrunn Rampone (c) O'Hara Rodríguez (Leroux) L. Lindsey Lloyd Rapinoe Morgan-2 Wambach-2 (Cheney)	Jan. 27, 2012 vs. Costa Rica + Vancouver, Canada: 3-0 Solo O'Hara Buehler Rampone (c) LePeilbet O'Reilly (Rodríguez) Lloyd-1 Boxx (Rapinoe) Cheney Heath-1 (Morgan-1) Wambach	Jan. 24, 2012 vs. Mexico + Vancouver, Canada: 4-0 Solo Buehler Sauerbrunn Rampone (c) LePeilbet O'Reilly-1 Lloyd-3 Boxx (L. Lindsey) Rodríguez (Leroux) Cheney Wambach (Rapinoe)	Jan. 22, 2012 vs. Guatemala + Vancouver, Canada: 13-0 Solo Mitts Sauerbrunn Rampone (c) O'Hara Rapinoe-1 Lloyd-1 (Boxx) Rodríguez-1 Cheney-1 (Morgan-1) Wambach-2 (Leroux-5)	Jan. 20, 2012 vs. Dominican Republic + Vancouver, Canada: 14-0 Solo Krieger (Mitts) Buehler-1 Rampone (c) LePeilbet O'Reilly-3 Lloyd-1 Boxx Cheney-1 Heath-1 (Rodríguez-5) Wambach-2 (Morgan)	Nov. 19, 2011 vs. Sweden Glendale, Ariz.: 1-1 Barnhart Krieger (Mitts) Buehler Rampone (c) Sauerbrunn (Cox) O'Reilly Lloyd Boxx Rodríguez (Heath-1) Cheney Wambach (Morgan)
Sept. 22, 2011 vs. Canada Portland, Ore.: 3-0 Solo (c) (Loyden) Sauerbrunn (Mitts) Rampone Buehler Cox Boxx (Morgan-1) L. Lindsey (Cheney) O'Reilly (Heath) Rapinoe Rodríguez (O'Hara) Wambach-2	Sept. 17, 2011 vs. Canada Kansas City, Kan.: 1-1 Solo (Barnhart) Krieger Buehler (Sauerbrunn) Rampone (c) LePeilbet O'Reilly Lloyd Cheney Rapinoe Rapinoe (Heath) Wambach-1 (Morgan)	July 17, 2011 vs. Japan ** (1-3 pk) Frankfurt, Germany: 2-2 Solo Krieger Sauerbrunn Rampone (c) LePeilbet O'Reilly Boxx Lloyd Rapinoe (Heath) Cheney (Morgan-1) Wambach-1	July 13, 2011 vs. France ** Monchengladbach: 3-1 Solo Krieger Sauerbrunn Rampone (c) LePeilbet O'Reilly (Heath) Boxx Lloyd (Rapinoe) Cheney-1 Rodríguez (Morgan-1) Wambach-1	July 10, 2011 vs. Brazil ** (5-3 pk) Dresden, Germany: 2-2 (OG) Solo Krieger Buehler Rampone (c) LePeilbet O'Reilly (Heath) Boxx Lloyd Cheney (Rapinoe) Rodríguez (Morgan) Wambach-1	July 6, 2011 vs. Sweden ** Wolfsburg, Germany: 1-2 Solo Krieger Buehler Rampone (c) LePeilbet (Cox) Rapinoe (O'Hara) Boxx Lloyd Cheney Rodríguez (Morgan) Wambach-1
July 2, 2011 vs. Colombia ** Sinsheim, Germany: 3-0 Solo Krieger Buehler Rampone (c) LePeilbet (Cox) O'Reilly-1 (Heath) L. Lindsey Lloyd-1 Cheney Rodríguez (Rapinoe-1) Wambach	June 28, 2011 vs. Korea DPR ** Dresden, Germany: 2-0 Solo Krieger Buehler-1 Rampone (c) LePeilbet O'Reilly (Rapinoe) Boxx Lloyd Cheney-1 Rodríguez (Morgan) Wambach	June 5, 2011 vs. Mexico Harrison, N.J.: 1-0 Solo Krieger (Mitts) Buehler (Sauerbrunn) Rampone (c) LePeilbet (Cox) O'Reilly Boxx (L. Lindsey) Lloyd Rapinoe (Morgan) Rodríguez (Cheney-1) Wambach	May 18, 2011 vs. Japan Cary, N.C.: 2-0 Solo Krieger Sauerbrunn Buehler Cox (LePeilbet) O'Reilly-1 (Cheney) Boxx (L. Lindsey) Lloyd Rapinoe (Heath) Rodríguez-1 (Morgan) Wambach	May 14, 2011 vs. Japan Columbus, Ohio: 2-0 Solo Krieger Sauerbrunn Buehler Cox O'Reilly (Tarpley, Morgan) Boxx (L. Lindsey) Lloyd (c) Rapinoe (Heath) Rodríguez-1 (Cheney) Wambach-1	April 2, 2011 vs. England London, England: 1-2 Barnhart (Solo) Krieger Rampone (c) Buehler LePeilbet (Cox) O'Reilly Boxx Lloyd Rapinoe-1 (Heath) Rodríguez (Morgan) Wambach (Cheney)

83 USWNT HISTORY

March 9, 2011 vs. Iceland Faro, Portugal: 4-2 Barnhart Krieger (Cox) Rampone (c) Buehler Sauerbrunn O'Reilly-1 Boxx Lloyd-1 Rapinoe (Tarpley) Cheney-1 (Wambach) Rodriguez (Morgan-1)	March 7, 2011 vs. Finland Quarteira, Portugal: 4-0 Barnhart Krieger (Engen) Rampone (c) (Sauerbrunn) Buehler Cox O'Reilly (O'Hara) Boxx-1 (L. Lindsey) Lloyd-1 Heath Morgan-2 (Tarpley) Cheney (Wambach)	March 4, 2011 vs. Norway VR de San Antonio, Portugal: 2-0 Barnhart Krieger (Engen) Rampone (c) Buehler Cox (Sauerbrunn) O'Reilly (Wambach) Boxx Lloyd-1 (L. Lindsey) Rapinoe (Heath) Tarpley-1 Rodriguez (Morgan)	March 2, 2011 vs. Japan VR de San Antonio, Portugal: 2-1 Barnhart Krieger Rampone (c) Buehler Cox O'Reilly Boxx (L. Lindsey) Lloyd Rapinoe-1 (Heath) Cheney (Wambach) Rodriguez-1 (Morgan)	Jan. 25, 2011 vs. China PR Chongqing, China: 2-1 Barnhart Sauerbrunn LePeilbet (Cox) Rampone (c) Buehler (Klingenberg) Heath Boxx (Averbuch) Lloyd-1 O'Reilly Cheney (Rapinoe) Rodriguez-1 (Morgan)	Jan. 23, 2011 vs. Canada Chongqing, China: 2-1 Barnhart Taylor Sauerbrunn Rampone (c) (Buehler) Cox O'Hara (Klingenberg) L. Lindsey Lloyd (Averbuch) Rapinoe (Tarpley-1) Morgan Rodriguez (Cheney-1)
Jan. 21, 2011 vs. Sweden Chongqing, China: 1-2 Barnhart Mitts LePeilbet Rampone (c) Buehler O'Reilly (Leroux) Boxx (Averbuch) Lloyd-1 (L. Lindsey) Rapinoe (Heath) Cheney Rodriguez (Morgan)	Nov. 27, 2010 vs. Italy * Bridgeview, Ill.: 1-0 Barnhart Mitts (Krieger) LePeilbet Rampone (c) Buehler O'Reilly Boxx Lloyd Rapinoe (Cheney) Rodriguez-1 Wambach	Nov. 20, 2010 vs. Italy * Parma, Italy: 1-0 Barnhart Mitts (Krieger) Rampone (c) Buehler O'Reilly (Cheney) Boxx Lloyd Rapinoe Rodriguez (Morgan-1) Wambach	Nov. 8, 2010 Costa Rica * Cancun, Mexico: 3-0 Barnhart Krieger LePeilbet Rampone (c) Buehler O'Reilly (Rodriguez) Boxx (Averbuch) Lloyd L. Lindsey Cheney-1 Wambach-2 (Morgan)	Nov. 5, 2010 vs. Mexico * Cheney, Mexico: 1-2 Barnhart Mitts LePeilbet Rampone (c) Buehler (Lilly) Averbuch-1 Boxx Lloyd-1 Rapinoe Rodriguez Wambach	Nov. 1, 2010 vs. Costa Rica * Cancun, Mexico: 4-0 Barnhart Krieger LePeilbet Rampone (c) Buehler Averbuch-1 Boxx (O'Reilly) Lloyd (L. Lindsey) Lilly Cheney-1 Wambach-1 (Morgan-1)
Oct. 30, 2010 vs. Guatemala * Cancun, Mexico: 9-0 Barnhart Mitts LePeilbet (Sauerbrunn) Rampone (c) Cox O'Reilly Boxx (L. Lindsey) Lloyd-1 Rapinoe-2 Rodriguez-3 Wambach-2 (Morgan-1)	Oct. 28, 2010 vs. Haiti * Cancun, Mexico: 5-0 Barnhart Mitts LePeilbet Rampone (c) Buehler-1 O'Reilly (Rapinoe) Boxx Lloyd Averbuch (Lilly) Rodriguez-1 (Cheney) Wambach-3	Oct. 6, 2010 vs. China Chesler, Pa.: 1-1 Barnhart Mitts LePeilbet Rampone (c) Buehler (Cheney) O'Reilly (Tarpley) Boxx (Averbuch) Lloyd Rapinoe (Lilly) Rodriguez (Morgan-1) Wambach	Oct. 2, 2010 vs. China Kennesaw, Ga.: 2-1 Loyden Krieger LePeilbet Rampone (c) Buehler (Cox) O'Reilly-1 (Lilly) Boxx (L. Lindsey) Lloyd (Averbuch) Rapinoe-1 Cheney (Rodriguez) Wambach	July 17, 2010 vs. Sweden E. Hartford, Conn.: 3-0 Solo Krieger LePeilbet (Markgraf) Buehler (c) Schnur (Rampone) O'Reilly Boxx L. Lindsey Rapinoe-1 (Lilly) Wambach-2 Rodriguez (Cheney)	July 13, 2010 vs. Sweden Omaha, Neb.: 1-1 Barnhart Markgraf (c) LePeilbet (Krieger) Buehler Cox O'Reilly (Lilly) L. Lindsey (Huffman) Boxx Rapinoe (O'Hara) Rodriguez-1 Wambach
May 22, 2010 vs. Germany Cleveland, Ohio: 4-0 Solo Mitts (Krieger) Buehler LePeilbet Cox (Markgraf) O'Reilly-1 Boxx (c) L. Lindsey (Averbuch) Lilly-1 (Rapinoe) Rodriguez (Morgan) Wambach-2	March 31, 2010 vs. Mexico Sandy, Utah: 1-0 Barnhart Whitehill (Taylor) Buehler LePeilbet Cox (Schnur) O'Reilly (O'Hara) Boxx (c) (L. Lindsey) Lloyd Averbuch (Nogueira) Rodriguez (Morgan) Wambach-1	March 28, 2010 vs. Mexico San Diego, Calif.: 3-0 Solo Whitehill Buehler LePeilbet Schnur (Cox) O'Reilly (O'Hara) Boxx (c)-1 Lloyd (L. Lindsey) Averbuch (Lilly) Rodriguez (Cheney-1) Wambach	March 3, 2010 vs. Germany Faro, Portugal: 3-2 Solo Mitts Buehler LePeilbet Schnur O'Reilly Boxx (c) Lloyd-1 Rodriguez (L. Lindsey) Rodriguez (Nogueira) Wambach-1	March 1, 2010 vs. Sweden Ferreiras, Portugal: 2-0 Solo Mitts Buehler LePeilbet Cox O'Reilly (Nogueira) Boxx (c) Averbuch (Lloyd) L. Lindsey Rodriguez (Cheney-2) Wambach	Feb. 26, 2010 vs. Norway Olhao, Portugal: 2-1 Barnhart Mitts Buehler Cox Schnur (Whitehill) O'Reilly Boxx (c) (Averbuch) Lloyd L. Lindsey (Rodriguez) Cheney Wambach-2
Feb. 24, 2010 vs. Iceland (OG) VR de SA, Portugal: 2-0 (OG) Solo Whitehill Buehler LePeilbet Schnur (Cox) O'Reilly Boxx (c) (Nogueira) Lloyd Averbuch (L. Lindsey) Cheney-1 (Rodriguez) Wambach	Oct. 29, 2009 vs. Germany Augsburg, Germany: 1-0 Solo Mitts LePeilbet Buehler Chalupny (c) O'Reilly Boxx Lloyd Averbuch (White) Rampone (c) Rodriguez (Masar) Wambach-1	July 22, 2009 vs. Canada Charleston, S.C.: 1-0 Solo Mitts LePeilbet Buehler Cox O'Reilly (Osborne) Boxx (c) (Hucles) Lloyd (Nairn-1) Rapinoe (Heath) Rodriguez (Cheney) Wambach	July 19, 2009 vs. Canada Rochester, N.Y.: 1-0 Barnhart Whitehill (Mitts) LePeilbet Buehler Chalupny (c) O'Reilly (Heath) Hucles Boxx Rapinoe Rodriguez (Cheney) Wambach-1	May 25, 2009 vs. Canada Toronto, Canada: 4-0 Solo (Barnhart) Mitts (Dalmy) Rampone (c) LePeilbet (Buehler) Chalupny O'Reilly Hucles (Nairn) Boxx-1 Rapinoe-1 (Tarpley-1) Rodriguez (Cheney-1) Wambach	March 11, 2009 vs. Sweden (3-4 pk) Faro, Portugal: 1-1 Solo Mitts (c) Boxx-1 Rampone Buehler O'Reilly (Wozniuk) Hucles (DiMartino) Tarpley Lloyd (Rodriguez) Rapinoe Kai
March 9, 2009 vs. Norway Ferreiras, Portugal: 1-0 Solo Mitts (Boxx) Rampone (c) Fletcher Buehler O'Reilly (Wozniuk) Hucles (Lloyd) Tarpley White Rapinoe-1 (DiMartino) Rodriguez (Kai)	March 6, 2009 vs. Iceland Ferreiras, Portugal: 1-0 Barnhart Mitts Rampone (c) Boxx Chalupny Rapinoe Hucles (Buehler) Tarpley Wozniuk (O'Reilly) DiMartino (Tarpley) Rodriguez (Kai-1)	March 4, 2009 vs. Denmark Lagos, Portugal: 2-0 Solo Mitts (Buehler) Rampone (c) Boxx Chalupny O'Reilly (White) Lloyd Hucles Wozniuk-1 (Rapinoe) DiMartino-1 (Tarpley) Kai (Rodriguez)	Dec. 17, 2008 vs. China PR Detroit, Mich.: 1-0 Solo (Barnhart) Mitts (Dalmy) Rampone Markgraf (Buehler) Chalupny O'Reilly-1 (White) Boxx Lloyd Hucles (Lilly) Ellertson (Rodriguez) Tarpley	Dec. 13, 2008 vs. China PR Carson, Calif.: 1-0 Solo Mitts Rampone (c) Buehler (Markgraf) Chalupny (Dalmy) O'Reilly (White) Boxx Lloyd Hucles (Lilly) Ellertson-1 (Cheney) Tarpley (Rodriguez)	Nov. 8, 2008 vs. Korea Republic Tampa, Fla.: 1-0 Barnhart Chalupny (Cox) Rampone Markgraf (Buehler) Ellertson (Mitts) Wagner (Kai) Lloyd Boxx Tarpley (White) Hucles O'Reilly-1 (Dalmy)
Nov. 5, 2008 vs. Korea Republic Cincinnati, Ohio: 0-0 Barnhart (Scurry) Mitts Rampone (c) (Buehler) Markgraf Chalupny (Dalmy) O'Reilly (White) Boxx (Cox) Wagner Hucles Tarpley Kai	Nov. 1, 2008 vs. Korea Republic Richmond, Va.: 3-1 Barnhart (Scurry) Mitts (Dalmy) Rampone (c) (Buehler) Chalupny (Cox) O'Reilly-1 Boxx Lloyd (Wagner) Hucles Tarpley-1 Kai (Ellertson)	Sept. 20, 2008 vs. Ireland Bridgeview, Ill.: 2-0 Solo (Barnhart) Chalupny-1 Rampone (c) (Buehler) Markgraf-1 Mitts (Cox) Hucles (Wagner) Boxx (c) Lloyd O'Reilly Tarpley Kai (White)	Sept. 17, 2008 vs. Ireland East Rutherford, N.J.: 1-0 Solo (Scurry) Chalupny (White) Rampone (c) Markgraf (Buehler) Mitts Boxx Wagner Lloyd O'Reilly (Cox) Kai-1 Hucles	Sept. 13, 2008 vs. Ireland Philadelphia, Pa.: 2-0 Solo (Barnhart) Chalupny Rampone (c) Markgraf (Buehler) Mitts (Cox) Tarpley Boxx Lloyd O'Reilly (c)-1 Kai-1 (White) Hucles (Wagner)	Aug. 21, 2008 vs. Brazil ++ Beijing, China: 1-0 (ot) Solo Mitts Markgraf Rampone (c) Chalupny O'Reilly (Kai) Boxx Lloyd-1 Tarpley (Cheney) Rodriguez (Cox) Hucles

ALL-TIME RESULTS AND LINEUPS

Aug. 18, 2008 vs. Japan ++ Beijing, China: 4-2 Solo Mitts (Cox) Markgraf Rampone (c) Chalupny O'Reilly-1 Boxx Lloyd Tarpley (Kai) Rodriguez (Cheney) Hucles-2	Aug. 15, 2008 vs. Canada ++ Shanghai, China: 2-1 (ot) Solo Mitts Markgraf Rampone (c) Chalupny O'Reilly (Kai-1) Boxx Lloyd Tarpley (Heath) Hucles-1 Rodriguez (Cheney)	Aug. 12, 2008 vs. New Zealand ++ Shenyang, China: 4-0 Solo Mitts (Cox) Buehler Rampone (c) Chalupny O'Reilly-1 (Wagner) Boxx Lloyd Tarpley-1 Hucles-1 Rodriguez-1 (Kai)	Aug. 9, 2008 vs. Japan ++ Qinhuangdao, China: 1-0 Solo Mitts Rampone (c) Markgraf Cox (Buehler) O'Reilly Boxx Lloyd-1 Tarpley (Heath) Hucles Rodriguez (Kai)	Aug. 6, 2008 vs. Norway ++ Gwangju, China: 0-2 Solo Mitts Rampone (c) Markgraf Chalupny (Cox, Heath) O'Reilly Boxx Lloyd Tarpley (Rodriguez) Hucles Kai	July 16, 2008 vs. Brazil San Diego, Calif.: 1-0 Solo Chalupny Rampone Markgraf Mitts Boxx O'Reilly Tarpley (c) (Kai-1) Lloyd (Wagner) Rodriguez Wambach (Hucles)
July 13, 2008 vs. Brazil Commerce City, Colo.: 1-0 Solo (Barnhart) Chalupny Rampone (c) Markgraf (Buehler) Mitts (Cox) Boxx (Wagner) O'Reilly (Heath) Tarpley (Hucles) Lloyd Kai (Rodriguez-1) Wambach	July 5, 2008 vs. Sweden Skeletta, Sweden: 1-0 Solo Mitts (Buehler) Markgraf Rampone (c) Chalupny O'Reilly (Wagner) Boxx Lloyd-1 Tarpley (Hucles) Kai (Rodriguez) Wambach	July 2, 2008 vs. Norway Frederikstad, Norway: 4-0 Solo Mitts Markgraf Rampone (c) Chalupny (Heath) O'Reilly (Hucles-1) Boxx Lloyd-1 Tarpley-1 (Rodriguez) Kai Wambach-1	June 21, 2008 vs. Canada Suwon, South Korea: 1-0 Solo Mitts Buehler Rampone (c) Chalupny Boxx Lloyd (Hucles-1) Wagner (O'Reilly) Tarpley (Cheney) Kai Wambach	June 19, 2008 vs. Italy Suwon, South Korea: 2-0 Barnhart Mitts (Chalupny) Buehler Markgraf (c) Cox White (Heath) Hucles Lloyd (Wagner) O'Reilly Kai (Cheney) Wambach-2 (Rodriguez)	June 17, 2008 vs. Brazil Suwon, South Korea: 1-0 Solo Chalupny (Cox) Rampone (c) (Buehler) Markgraf Mitts Boxx Lloyd (Hucles) Wagner (O'Reilly) Tarpley (White) Rodriguez-1 Wambach
June 15, 2008 vs. Australia Suwon, South Korea: 2-1 Solo Chalupny Rampone (c) Markgraf Mitts O'Reilly (Heath) Boxx Lloyd (Hucles) Tarpley (Wagner) Kai-1 (Cheney) Wambach-1	May 10, 2008 vs. Canada Washington, D.C.: 6-0 Solo Chalupny Rampone (c) Markgraf Mitts O'Reilly (Hucles) Boxx Lloyd-1 Tarpley-1 (Osborne-1) Kai-3 (Rodriguez) Wambach	May 3, 2008 vs. Australia Birmingham, Ala.: 5-4 Solo (Scurry) Mitts (Buehler) Rampone (c) Whitehill Cox White (Hucles-1) Boxx Lloyd-1 Tarpley-2 (O'Reilly) Kai (Cheney) Wambach-2	April 27, 2008 vs. Australia Cary, N.C.: 3-2 Solo Mitts (Buehler) Rampone (c) Markgraf (Whitehill) Chalupny O'Reilly (Hucles) Boxx (Tarpley) Lloyd-1 Heath (White) Kai-1 (Rodriguez) Wambach-1	April 12, 2008 vs. Canada (6-5 pk) Ciudad Juarez, Mex.: 1-1 Barnhart Buehler Rampone (c) Markgraf Chalupny Osborne Lloyd-1 Tarpley (O'Reilly) White (Hucles) Kai (Wambach) Rodriguez	April 9, 2008 vs. Costa Rica Ciudad Juarez, Mex.: 3-0 Solo Chalupny Rampone (c) Whitehill Chalupny O'Reilly-1 (Hucles) Boxx Cox Lloyd Tarpley (Heath) Kai-2 Wambach (Rodriguez)
April 6, 2008 vs. Mexico + Ciudad Juarez, Mex.: 3-1 Solo Buehler Markgraf Rampone (c) Chalupny O'Reilly Boxx (Osborne) Lloyd Heath (Tarpley) Kai-2 (Rodriguez) Wambach-1	April 4, 2008 vs. Jamaica + Ciudad Juarez, Mex.: 6-0 Barnhart Cox Markgraf Rampone (c) (Whitehill) Chalupny Boxx Lloyd-1 (Heath-1) Tarpley Heath (Tarpley) O'Reilly-1 Kai-1 (Rodriguez) Wambach-2 (White)	March 12, 2008 vs. Denmark VR de San Antonio, Portugal: 2-1 Solo Cox (Buehler) Markgraf Rampone (c) Chalupny Osborne Lloyd (Hucles) Tarpley (Wozniuk) O'Reilly (Heath) Kai-1 (Rodriguez) Wambach-1 (Cheney)	March 10, 2008 vs. Norway Alvor, Portugal: 4-0 Barnhart Buehler Markgraf Rampone (c) (Whitehill) Chalupny (Cox) Boxx (Osborne) Lloyd Wozniuk (Tarpley) O'Reilly-1 (Heath) Kai-1 (Rodriguez-1) Wambach-1	March 7, 2008 vs. Italy Alvor, Portugal: 2-0 Solo Cox Markgraf (Whitehill) Rampone (c) Chalupny (Buehler) Boxx (Hucles) Lloyd (Osborne) Tarpley-1 (Heath) O'Reilly-1 Cheney Wambach (Rodriguez)	March 5, 2008 vs. China PR Albufeira, Portugal: 4-0 Barnhart Buehler Markgraf (Cox) Rampone (c) Chalupny Boxx (Hucles) Lloyd-1 Tarpley-1 (Heath-1) O'Reilly (Wozniuk) Rodriguez (Kai) Wambach-1 (Cheney)
Jan. 20, 2008 vs. China PR Guangzhou, China: 1-0 Solo Cox Sauerbrunn Rampone (c) Chalupny Boxx-1 Lloyd (Hucles) Tarpley (Wozniuk) O'Reilly Cheney (Heath) Wambach (Rodriguez)	Jan. 18, 2008 vs. Finland Guangzhou, China: 4-1 Solo Cox Krieger Rampone (c) Heath Boxx (Wozniuk-1) Lloyd (Osborne) Tarpley-2 O'Reilly (Chalupny) Rodriguez (DiMartino) Wambach (Cheney-1)	Jan. 16, 2008 vs. Canada Guangzhou, China: 4-0 Solo Chalupny Sauerbrunn (Cox) Rampone (c) Krieger Boxx Osborne (Hucles) Lloyd (Tarpley-2) O'Reilly Rodriguez-2 Wambach	Oct. 20, 2007 vs. Mexico Albuquerque, N.M.: 1-1 Solo Hucles Whitehill Ellertson Osborne Chalupny Lily (c) Lloyd Wagner (Boxx) O'Reilly-1 Tarpley Wambach (Kai)	Oct. 17, 2007 vs. Mexico Portland, Ore.: 4-0 Barnhart Whitehill Ellertson (Hucles) Rampone Boxx (Osborne) Tarpley (Lloyd-1) Wagner (Kai-1) Chalupny O'Reilly Wambach-1 Lily (c)-1	Oct. 13, 2007 vs. Mexico St. Louis, Mo.: 5-1 Scurry Dalmy (Tarpley: Kai) Ellertson Whitehill Rampone Boxx Osborne (Wagner, Lloyd-1) Chalupny (Hucles) O'Reilly-1 Wambach-2 Lily (c)-1
Sept. 30, 2007 vs. Norway ** Shanghai, China: 4-1 Scurry Dalmy Rampone (Ellertson) Whitehill Lopez Osborne Chalupny-1 Wagner (Tarpley) O'Reilly-1 Wambach-2 Lily (c) (Kai)	Sept. 27, 2007 vs. Brazil ** Hangzhou, China: 0-4 Scurry Rampone Markgraf (Dalmy) Whitehill Lopez (Lloyd) Boxx Osborne Chalupny O'Reilly (Ellertson) Wambach Lily (c)	Sept. 22, 2007 vs. England ** Tianjin, China: 3-0 Solo Rampone Markgraf Whitehill Lopez Boxx-1 (Lloyd) Osborne Chalupny O'Reilly Wambach-1 (Kai) Lily (c)-1	Sept. 18, 2007 vs. Nigeria ** Shanghai, China: 1-0 Solo Rampone (Ellertson) Markgraf Whitehill Lopez Boxx Chalupny-1 Lloyd (Osborne) Tarpley (O'Reilly) Wambach Lily (c) (Tarpley)	Sept. 14, 2007 vs. Sweden ** Chengdu, China: 2-0 Solo Rampone Markgraf Whitehill Lopez Osborne Chalupny Lloyd (Boxx) Tarpley (O'Reilly) Wambach-2 Lily (c)	Sept. 11, 2007 vs. Korea DPR ** Chengdu, China: 2-2 Solo Whitehill Rampone Markgraf Chalupny Boxx Lloyd Lopez O'Reilly-1 (Kai) Lily (c) Wambach-1
Aug. 25, 2007 vs. Finland Carson, Calif.: 4-0 Solo Rampone Whitehill (Jobson) Markgraf (Ellertson) Lopez Boxx-1 (Wagner) Chalupny (Osborne) O'Reilly-1 Lily (c)-1 (Kai) Tarpley-1 Wambach (Lloyd)	Aug. 12, 2007 vs. New Zealand Chicago, Ill.: 6-1 Solo (Scurry) Whitehill Markgraf (Ellertson) Lopez Boxx (Osborne) Chalupny Tarpley-1 (Kai) O'Reilly (Lloyd-2) Wambach-2 Lily-1 (Jobson)	July 28, 2007 vs. Japan San Jose, Calif.: 4-1 (OG) Solo Rampone Whitehill Markgraf Lopez (Ellertson) Boxx-1 (Hucles) Osborne (Lloyd) Chalupny Tarpley (Kai) Wambach-1 Lily (c)-1 (Jobson)	July 14, 2007 vs. Norway Hartford, Conn.: 1-0 Solo Rampone Whitehill Markgraf Lopez Boxx-1 (Hucles) Osborne Chalupny Lloyd-1 (Hucles) Tarpley (Kai) Wambach Lily (c)	June 23, 2007 vs. Brazil E. Rutherford, N.J.: 2-0 Scurry Rampone Whitehill Markgraf Lopez Boxx (Osborne) Chalupny Lloyd (Hucles) O'Reilly (Tarpley, Ellertson) Wambach-1 Lily (c)-1 (Kai)	June 16, 2007 vs. China PR Cleveland, Ohio: 2-0 Scurry Rampone Whitehill Markgraf Lopez Boxx (Osborne) Chalupny Lloyd O'Reilly Wambach-2 Lily (c) (Tarpley)

ALL-TIME RESULTS AND LINEUPS

May 12, 2007 vs. Canada Frisco, Texas: 6-2 Solo Mitts (Lopez) Whitehill Markgraf (Dalmay) Rampone Boxx Chalupny-1 (Wagner) Lloyd (Osborne) Tarpley-1 (O'Reilly-1) Wambach-2 (Kai) Lilly (c)-1	April 14, 2007 vs. Mexico Foxborough, Mass.: 5-0 Solo Mitts Whitehill Rampone Chalupny Boxx (Osborne) Lloyd Lopez Tarpley-1 (O'Reilly) Wambach-1 (Dalmay) Lilly (c)-2 (Cheney-1)	March 14, 2007 vs. Denmark VR de San Antonio, Portugal: 2-0 Solo Mitts Whitehill Rampone Lopez Osborne (Boxx) Chalupny (Hucles) Lloyd-1 (Wagner) Kai (Tarpley) Wambach Lilly (c)-1	March 12, 2007 vs. Sweden VR de San Antonio, Portugal: 3-2 Solo Mitts Whitehill Rampone Lopez Osborne Chalupny (Boxx) Lloyd-1 Tarpley (O'Reilly, Kai) Wambach-2 Lilly (c)	March 9, 2007 vs. Finland Ferreiras, Portugal: 1-0 Scurry Mitts Whitehill Ellertson (Lopez) Rampone (c) Boxx Hucles (Chalupny) Wagner (Lloyd-1) O'Reilly (Wambach) Kai Tarpley (Lilly)	March 7, 2007 vs. China PR Seoul, S. Korea: 2-1 Solo Whitehill Ellertson Rampone Lopez Osborne Lloyd-1 Chalupny O'Reilly (Tarpley) Wambach Lilly (c)-1
Jan. 30, 2007 vs. China PR Guangzhou, China: 2-0 Solo Markgraf (c) (Trotter) Mitts Frimpong (Whitehill) Chalupny-1 Osborne Lloyd (Averbuch) Lopez Tarpley (Lohman) Kai-1 O'Reilly (Hucles)	Jan. 28, 2007 vs. England Guangzhou, China: 1-1 Solo Mitts Whitehill Markgraf (c) (Lopez) Chalupny Miller (Lloyd) Osborne Hucles (Averbuch) Nogueira (Tarpley) Kai (Lohman) O'Reilly-1	Jan. 26, 2007 vs. Germany Guangzhou, China: 0-0 Solo Mitts Whitehill (c) Markgraf (Frimpong) Lopez Osborne Hucles (Lloyd) Chalupny Tarpley Cheney (Kai) O'Reilly	Nov. 26, 2006 vs. Canada Carson, Calif.: 2-1 (ot) Solo Rampone Whitehill Markgraf (Lopez) Mitts Osborne Osborne-1 (Lloyd) Hucles (Wagner) Kai Wambach Lilly (c)-1	Nov. 22, 2006 vs. Mexico Carson, Calif.: 2-0 Solo Mitts Rampone Whitehill Chalupny Osborne Lloyd Wagner Tarpley (O'Reilly) Wambach-2 (Kai) Lilly (c)	Nov. 4, 2006 vs. Canada Seoul, S. Korea: 1-0 Solo Rampone Markgraf (Mitts) Whitehill Chalupny Osborne Lloyd (Miller) Hucles (Wagner) Kai (Frimpong) Tarpley (White) Lilly (c)-1
Nov. 2, 2006 vs. Netherlands Suwon, S. Korea: 2-0 Solo Mitts Markgraf (c) (Rampone) Whitehill-1 Chalupny Osborne (Miller) Lloyd (Lohman) Wagner (Hucles) White Kai (Wambach) Tarpley-1 (Lilly)	Oct. 31, 2006 vs. Australia Cheonan, S. Korea: 2-0 Scurry Mitts (Chalupny) Whitehill Frimpong (Markgraf) Rampone Miller Lohman Hucles Kai-1 Wambach Lilly (c)-1 (Tarpley)	Oct. 29, 2006 vs. Denmark Gimhae, S. Korea: 1-1 Solo Mitts Whitehill (Markgraf) Frimpong Chalupny Osborne Lloyd (Miller) Wagner Tarpley (Kai-1) Wambach Lilly (c)-1	Oct. 8, 2006 vs. Iceland Richmond, Va.: 2-1 Solo Chalupny Rampone Markgraf (Lopez) Mitts Osborne Lloyd Wagner Tarpley (Kai) Wambach-2 Lilly (c)	Oct. 1, 2006 vs. Chinese Taipei Carson, Calif.: 10-0 Scurry Chalupny Rampone Markgraf (Frimpong) Mitts (Lopez) Osborne-1 (Miller) Hucles Wagner (Lloyd-1) Tarpley-2 (Rapinoe-2) Wambach-3 Lilly (c)-1 (Adams)	Sept. 13, 2006 vs. Mexico Rochester, N.Y.: 3-1 Solo Chalupny (Frimpong) LePeilbet (Lopez) Rampone Mitts Osborne Lloyd (Hucles) Wagner (Rapinoe) Tarpley-1 (Kai) Wambach-2 Lilly (c)
Aug. 27, 2006 vs. China PR Bridgeview, Ill.: 4-1 Scurry Rampone Whitehill-1 LePeilbet (Chalupny) Mitts Osborne Wagner-1 (Hucles) Lloyd (Kai) Lilly (c)-2 (Lohman) O'Reilly (Tarpley) Wambach	July 30, 2006 vs. Canada Cary, N.C.: 2-0 Solo Chalupny Whitehill Frimpong (LePeilbet) Mitts Osborne Miller Wagner (c) (Lloyd) Whitehill-1 O'Reilly (Rapinoe) Wambach-1	July 23, 2006 vs. Ireland San Diego, Calif.: 5-0 Solo Mitts (Rampone) Whitehill-1 Frimpong (LePeilbet) Chalupny Osborne (Miller) Lloyd (Tarpley) Wagner O'Reilly (Kai-1) O'Reilly-1 (Rapinoe) Wambach (c)-1	July 15, 2006 vs. Sweden Blaine, Minn.: 3-2 Solo Mitts (Chalupny) Whitehill Frimpong (LePeilbet) Rampone Osborne Lloyd Wagner (Tarpley) O'Reilly (Kai) Wambach-1 Lilly (c)-1	May 9, 2006 vs. Japan Osaka, Japan: 1-0 Solo Mitts Whitehill Frimpong (LePeilbet) Rampone (Lopez) Boxx Lloyd (Tarpley) Wagner (Osborne) O'Reilly (Kai-1) Wambach (Welsh) Lilly (c)	May 7, 2006 vs. Japan Kumamoto, Japan: 3-1 Solo Mitts Whitehill LePeilbet (Frimpong) Rampone (Lopez) Boxx Lloyd (Osborne) Tarpley (Wagner) O'Reilly (Kai) Wambach-3 Lilly (c)
March 15, 2006 vs. Germany (3-4 pk) Faro, Portugal: 0-0 Solo Mitts Whitehill LePeilbet Rampone Boxx Lloyd (Tarpley, Miller) Wagner O'Reilly (Kai, Rodriguez) Wambach Lilly (c)	March 13, 2006 vs. France Faro, Portugal: 4-1 Solo Mitts (Rampone) Whitehill Frimpong Lopez Boxx (Osborne) Tarpley-1 (Lloyd) Wagner-1 (Miller) O'Reilly (Kai-1) Wambach Lilly (c)-1 (Rodriguez)	March 11, 2006 vs. Denmark Quarteira, Portugal: 5-0 Branam Mitts Whitehill LePeilbet Rampone (Lopez) Boxx (Miller) Lloyd (Osborne) Wagner (Tarpley) O'Reilly-2 Wambach-1 (Rodriguez) Lilly (c)-1 (Kai-1)	March 9, 2006 vs. China PR Faro, Portugal: 0-0 Solo Mitts Frimpong (Whitehill) LePeilbet Rampone Boxx Tarpley (Lloyd) Wagner O'Reilly (Welsh) Wambach Lilly (c)	Jan. 22, 2006 vs. China PR Guangzhou, China: 2-0 Solo Mitts Frimpong LePeilbet Rampone Boxx Tarpley (Osborne) Wagner Wambach Welsh (O'Reilly) Lilly (c)-2	Jan. 20, 2006 vs. France Guangzhou, China: 0-0 Solo Mitts Frimpong LePeilbet Chalupny Boxx Tarpley (Osborne) Wagner Wambach O'Reilly (Welsh) Lilly (c)
Jan. 18, 2006 vs. Norway Guangzhou, China: 3-1 Solo Rampone (Mitts) Chalupny Frimpong LePeilbet Boxx-1 Tarpley (Osborne) Wagner (Lloyd) Wambach-1 (Trotter) Welsh (O'Reilly) Lilly (c)-1	Oct. 23, 2005 vs. Mexico Charleston, S.C.: 3-0 Solo Reddick (Frimpong) LePeilbet Markgraf Mitts Boxx (Osborne) Wagner (Lloyd) Lilly (c)-1 Welsh (MacMillan) O'Breilly (Milbrett) Wambach-2 (Fotopoulos)	Oct. 16, 2005 vs. Australia Fullerton, Calif.: 0-0 Solo Reddick LePeilbet Markgraf Mitts Miller Boxx Lilly (c) Welsh (Milbrett) O'Breilly (Wagner) Wambach	July 24, 2005 vs. Iceland Carson, Calif.: 3-0 Solo Mitts Reddick (LePeilbet) Markgraf (c) Frimpong L. Fair (Osborne) Boxx-1 (Wozniak) Hucles (L. Lindsey) Welsh (MacMillan) O'Breilly (Fotopoulos-2) Wambach	July 10, 2005 vs. Ukraine Portland, Ore.: 7-0 Barnhart Mitts (Frimpong) Reddick Markgraf L. Fair (Tarpley) Boxx (Hucles) Wagner-1 (Lloyd) Lilly (c)-1 Chalupny Welsh-1 (Fotopoulos-2) Milbrett-1 (O'Reilly-1)	June 26, 2005 vs. Canada Virginia Bch., Va.: 2-0 Solo LePeilbet Reddick Markgraf Chalupny-1 Boxx (Miller) Wagner (L. Fair) Lilly (c) Welsh-1 (Milbrett) O'Reilly (Hucles) Wambach (Fotopoulos)
March 15, 2005 vs. Germany Faro, Portugal: 1-0 Solo Mitts Markgraf Reddick Chalupny Tarpley Boxx Wagner (Hucles) Lilly (c) Welsh-1 (O'Reilly) Wambach	March 13, 2005 vs. Denmark VR de San Antonio, Portugal: 4-4 Solo Mitts Markgraf Reddick Chalupny (Lopez) Boxx (Osks) Hucles (L. Fair) Wagner (Tarpley) Welsh-1 Wambach-1 (Rodriguez) Lilly (c)-2 (O'Reilly)	March 11, 2005 vs. Finland O. de Portugal: 3-0 Solo Mitts Markgraf Reddick Chalupny (Huie) Boxx (L. Fair) Hucles (Wagner) Lilly (c) (Wilson) Welsh-2 (Rodriguez) Wambach-1 O'Reilly (Tarpley)	March 9, 2005 vs. France Ferreiras, Portugal: 1-0 Barnhart Mitts Markgraf Reddick Chalupny Boxx Tarpley (L. Fair) Wagner (Hucles) Welsh-1 (O'Reilly) Hamm Wambach Lilly (c)	Dec. 8, 2004 vs. Mexico Carson, Calif.: 5-0 Scurry (Luckenbill) Rampone Markgraf Reddick Chastain (Mitts) Boxx-1 Foudy (c) (Tarpley) Wagner-2 (Hucles) Lilly (Parlow) Hamm (O'Reilly) Wambach-2	Nov. 6, 2004 vs. Denmark Philadelphia, Pa.: 1-3 Luckenbill (Scurry) Mitts Rampone Markgraf (Chastain) Reddick Boxx Foudy (c) Hucles (Wagner) Lilly Hamm Parlow (Wambach-1)

ALL-TIME RESULTS AND LINEUPS

Nov. 3, 2004 vs. Denmark East Rutherford, N.J.: 1-1 Scurry (Luckenbill) Mitts (Parlow) Rampone Markgraf Chastain (Reddick) Boxx Foudy (c) Wagner (Hucles) Lilly Hamm-1 Wambach	Oct. 23, 2004 vs. Ireland Houston, Texas: 5-0 Scurry (Luckenbill) Mitts Reddick (Markgraf) Chastain Rampone Foudy (c) (Hucles) Boxx Lilly Parlow (Wagner) Hamm Wambach-5	Oct. 20, 2004 vs. Ireland Chicago, Ill.: 5-1 Scurry (Luckenbill) Rampone (Mitts) Reddick-1 Markgraf Chastain Foudy (c) Boxx Wagner (Wambach-1) Lilly Parlow-3 Hamm	Oct. 16, 2004 vs. Mexico Kansas City, Mo.: 1-0 Luckenbill Rampone Reddick Markgraf Chastain (Mitts) Wagner Boxx Hucles-1 (Barnhart) Lilly Hamm (c) (Parlow) Wambach	Oct. 10, 2004 vs. New Zealand Cincinnati, Ohio: 6-0 Scurry (Luckenbill) Mitts Reddick (Rampone) Markgraf Chastain Boxx (Hucles) Wagner-1 Foudy-1 Lilly-1 Hamm-1 (Parlow-2) Wambach	Oct. 3, 2004 vs. New Zealand Portland, Ore.: 5-0 Scurry (Luckenbill) Rampone Reddick-1 Markgraf Chastain (Mitts) Wagner (Hucles) Boxx Foudy (c) Lilly-1 (Roberts) Hamm-2 (Parlow) Wambach-1 (MacMillan)
Sept. 29, 2004 vs. Iceland Pittsburgh, Pa.: 3-0 Scurry (Luckenbill) Rampone Reddick Markgraf (Mitts) Chastain Wagner (Hucles) Boxx Foudy (c) (Roberts) Lilly-1 Parlow-1 Wambach-1 (MacMillan)	Sept. 25, 2004 vs. Iceland Rochester, N.Y.: 4-3 Scurry (Luckenbill) Rampone Reddick (Mitts-1) Chastain Markgraf Wagner Foudy (c) Hucles Hamm-1 (Roberts) Parlow (MacMillan) Wambach-2	Aug. 26, 2004 vs. Brazil ++ Athens, Greece: 2-1 (ot) Scurry Rampone Markgraf Fawcett Chastain (Reddick) Boxx Tarpley-1 (O'Reilly) Foudy (c) Lilly Wambach-1 Hamm	Aug. 23, 2004 vs. Germany ++ Heraklio, Greece: 2-1 (ot) Scurry Rampone Markgraf Fawcett Chastain (Reddick) Boxx Tarpley (O'Reilly-1) Foudy (c) (Wagner) Lilly-1 Wambach Hamm	Aug. 20, 2004 vs. Japan ++ Thessaloniki, Greece: 2-1 Scurry Rampone Markgraf Fawcett Chastain Boxx Tarpley Foudy (c) Lilly-1 Wambach-1 Hamm	Aug. 17, 2004 vs. Australia ++ Thessaloniki, Greece: 1-1 Scurry Mitts Reddick Fawcett Markgraf Boxx (Tarpley) Wagner (Hucles) Foudy (c) Lilly-1 Parlow Hamm (O'Reilly)
Aug. 14, 2004 vs. Brazil ++ Thessaloniki, Greece: 2-0 Scurry Rampone Reddick (Mitts) Fawcett Markgraf Boxx Wagner (Tarpley) Foudy (c) Lilly (O'Reilly) Hamm-1 Wambach-1	Aug. 11, 2004 vs. Greece ++ Heraklio, Greece: 3-0 Scurry Rampone Reddick Fawcett Markgraf Foudy (c) (Hucles) Boxx-1 Wagner (Tarpley) Lilly Hamm-1 Wambach-1 (Parlow)	Aug. 1, 2004 vs. China PR East Hartford, Conn.: 3-1 Scurry Rampone Markgraf Fawcett (Chastain) Markgraf Boxx Wagner-1 (Tarpley) Foudy (c) (O'Reilly) Lilly Hamm-1 Wambach-1 (Parlow)	July 21, 2004 vs. Australia Blaine, Minn.: 3-1 Scurry Mitts Markgraf Reddick Rampone Chastain (Boxx-1) Hucles (Foudy) Wagner (O'Reilly) Tarpley (Wambach-1) Parlow (Hamm-1) Lilly (c)	July 3, 2004 vs. Canada Nashville, Tenn.: 1-0 Luckenbill Mitts-1 Reddick Markgraf Rampone Boxx Foudy (c) (O'Reilly) Lilly (Tarpley) Wagner (Hucles) Wambach (Parlow) Hamm	June 6, 2004 vs. Japan Louisville, Ky.: 1-1 Scurry (Luckenbill) Mitts (Rampone) Reddick (Chastain) Markgraf Boxx Foudy (c) Lilly Wambach-1 (Parlow) Tarpley (Wagner) Hamm (MacMillan)
May 9, 2004 vs. Mexico Albuquerque, N.M.: 3-0 Scurry (Luckenbill) Rampone (Chastain) Reddick Mitts Markgraf Foudy (c) (Wagner) Lilly (Chalupny-1) Boxx Wambach (Tarpley) Parlow-1 (Welsh) Hamm-1 (O'Reilly)	April 24, 2004 vs. Brazil Birmingham, Ala.: 5-1 Scurry (Luckenbill) Rampone (Chastain) Reddick Mitts Markgraf Foudy (c)-1 (Tarpley) Lilly (Chalupny) Boxx Wagner (Welsh-1) Wambach-2 (Parlow) Hamm-1	March 20, 2004 vs. Norway Faro, Portugal: 4-1 Scurry Rampone Mitts Reddick Markgraf Foudy (c) (MacMillan) Boxx Tarpley-1 (Wagner) Hucles (Osborne) Wambach-3 Hamm (Parlow)	March 18, 2004 vs. Sweden Lagos, Portugal: 1-3 Scurry Bivens (Chastain) Reddick-1 Mitts Markgraf Foudy (c) Boxx Osborne (Hamm) Wagner (Tarpley) MacMillan (Parlow) Wambach	March 16, 2004 vs. Denmark Quarteira, Portugal: 1-0 Mullinix Mitts Reddick LePeibet Rampone (Chastain) Hucles-1 Boxx Tarpley (Wagner) Chalupny (Foudy) Parlow (Wambach) Hamm (c)	March 14, 2004 vs. France Ferreiras, Portugal: 5-1 Scurry Rampone Mitts Reddick Markgraf Foudy (c) (Tarpley-1) Boxx (Wagner) Hucles-2 (Chalupny) Osborne Wambach-1 (Parlow) Hamm-1 (MacMillan)
March 5, 2004 vs. Mexico + Heredia, Costa Rica: 3-2 Mullinix Mitts Fawcett (Reddick) LePeibet Markgraf Foudy (c)-1 Osborne Tarpley-1 (Hamm) Lilly MacMillan (Wambach-1) Parlow	March 3, 2004 vs. Costa Rica + San Jose, Costa Rica: 4-0 Scurry Mitts Fawcett Reddick Markgraf (LePeibet) Foudy (c) Boxx-1 (Tarpley) Lilly-1 Wagner-1 Wambach-1 (MacMillan) Hamm	Feb. 29, 2004 vs. Mexico + San Jose, Costa Rica: 2-0 (OG) Scurry Rampone (Mitts) Fawcett Reddick Markgraf Foudy (c) Boxx Tarpley (MacMillan) Lilly Wambach-1 (Hucles) Hamm	Feb. 27, 2004 vs. Haiti + Heredia, Costa Rica: 8-0 (OG) Scurry Mitts Reddick LePeibet Markgraf (Wambach-1) Hucles Boxx (Tarpley-1) Lilly-1 Osborne Wagner-1 Hamm (c) (MacMillan-1) Parlow-3	Feb. 25, 2004 vs. Trinidad & Tobago + San Jose, Costa Rica: 7-0 Scurry Markgraf Fawcett Reddick Rampone Boxx-3 Foudy (c) (Osborne) Tarpley (Wagner) Wambach-1 (MacMillan) Hamm-2	Feb. 3, 2004 vs. Canada Shenzhen, China: 2-0 Mullinix Mitts Fawcett-1 LePeibet Markgraf Boxx Osborne (Hucles) Foudy (c) (Wambach) Lilly Tarpley-1 MacMillan (O'Reilly)
Feb. 1, 2004 vs. China PR Shenzhen, China: 0-0 Scurry Markgraf Fawcett Reddick Rampone (Mitts) Boxx (Osborne) Foudy (c) Tarpley (Hucles) Lilly MacMillan (O'Reilly) Wambach (Roberts)	Jan. 30, 2004 vs. Sweden Shenzhen, China: 3-0 Scurry Markgraf Fawcett Reddick (LePeibet) Rampone (Mitts) Boxx-1 Foudy (c) (Osborne) Tarpley-2 (Hucles) Lilly MacMillan (Roberts) Wambach (O'Reilly)	Nov. 2, 2003 vs. Mexico Dallas, Texas: 3-1 Scurry Bivens Fawcett (c) Slaton Pearce (MacMillan) Boxx Roberts (Foudy) Wagner Lilly (Milbrett) Parlow-1 (Wambach-2) Hamm	Oct. 22, 2003 vs. Italy Kansas City, Mo.: 2-2 (OG) Mullinix Pearce Sobrero (c) Fawcett (Slaton) Bivens Boxx Foudy (Roberts) Lilly (Chalupny) Wagner Wambach (MacMillan-1) Milbrett (Tarpley)	Oct. 11, 2003 vs. Canada ++ Carson, Calif.: 3-1 Scurry Pearce Reddick Fawcett Sobrero (MacMillan) Boxx-1 Foudy (c) (Bivens) Hamm Wambach Parlow (Milbrett-1)	Oct. 5, 2003 vs. Germany ++ Portland, Ore.: 0-3 Scurry Bivens (Milbrett) Reddick Fawcett Sobrero Boxx Foudy (c) Lilly Hamm Wambach Parlow (Wagner)
Oct. 1, 2003 vs. Norway ++ Worcester, Mass.: 1-0 Scurry Pearce Reddick Fawcett Sobrero Boxx Foudy (c) (Bivens) Lilly Hamm Wambach-1 Parlow (Milbrett)	Sept. 28, 2003 vs. Korea DPR ++ Columbus, Ohio: 3-0 Scurry Sobrero (Slaton) Fawcett (c) Bivens Reddick-2 Boxx Roberts Wagner Lilly (Foudy) Wambach-1 (MacMillan) Milbrett	Sept. 25, 2003 vs. Nigeria ++ Philadelphia, Pa.: 5-0 Scurry Sobrero Fawcett Reddick Bivens Boxx (Roberts) Wagner (Wambach-1) Foudy (c)-1 Lilly Parlow-1 (Milbrett) Hamm-2	Sept. 21, 2003 vs. Sweden ++ Washington, D.C.: 3-1 Scurry Fawcett Chastain (Reddick) Pearce Hucles-1 Foudy (c) Lilly-1 Wambach (Milbrett) Parlow-1 (Wagner) Hamm	Sept. 7, 2003 vs. Mexico San Jose, Calif.: 5-0 Scurry (Mullinix) Sobrero (Reddick) Fawcett Chastain-1 Pearce (Bivens) Boxx-1 (Hucles) Foudy (c) (Roberts) Lilly (Wagner-1) Wambach-1 Parlow (Milbrett) Hamm-1	Sept. 1, 2003 vs. Costa Rica Carson, Calif.: 5-0 Mullinix Bivens Sobrero (Fawcett) Reddick (Chastain) Slaton (Pearce) Boxx-1 Roberts (c) (Foudy) Hucles (Lilly) Wagner-1 (Hamm-1) Wambach-1 (MacMillan) Parlow-1

ALL-TIME RESULTS AND LINEUPS

July 13, 2003 vs. Brazil New Orleans, La.: 1-0 Scurry Sobrero (Slaton) Reddick Fawcett Pearce (c) Roberts (Hucles) Foudy (Tarpley) Wagner (Wambach) Lilly Parlow (Milbrett-1) Hamm	June 14, 2003 vs. Ireland Salt Lake City, Utah: 5-0 Scurry (Beene) Bryan Reddick Sobrero Pearce (Slaton) L. Fair Foudy (c)-1 (Roberts) Lilly (Hucles) Parlow (Wagner) Wambach-2 O'Reilly-1 (Milbrett, Hamm-1)	May 17, 2003 vs. England Birmingham, Ala.: 6-0 Beene (Mullinix) Reddick Fawcett (Sobrero) Chastain (Mitts) Pearce Foudy (c) (Roberts) Lilly Wagner (Hucles) Parlow-4 (Wambach) MacMillan (Milbrett-1) Hamm-1	April 26, 2003 vs. Canada Washington D.C.: 6-1 Scurry Reddick Fawcett (Slaton) Chastain Sobrero Foudy (c)-1 (Hucles) Lilly-1 MacMillan-4 Wagner Parlow Hamm (O'Reilly)	March 20, 2003 vs. China PR Loulé, Portugal: 2-0 Scurry Reddick Fawcett Chastain Sobrero L. Fair Foudy (c) Lilly (O'Reilly) Wagner (Hucles) MacMillan-1 (Roberts) Hamm-1	March 18, 2003 vs. Sweden VR de San Antonio, Portugal: 1-1 Mullinix Fawcett Chastain (Reddick) Sobrero Roberts Foudy (c) Lilly (Tarpley) Wagner-1 (Hucles) Hamm (MacMillan) Milbrett (Parlow)
March 16, 2003 vs. Norway Ferreiras, Portugal: 1-0 Scurry Pearce (Reddick) Fawcett Chastain Sobrero (Slaton) L. Fair (Hucles) Foudy (c) Wagner Lilly Hamm MacMillan-1 (O'Reilly)	March 14, 2003 vs. Canada Olhao, Portugal: 1-1 Scurry (Mullinix) Pearce Fawcett Chastain Sobrero (Reddick) Foudy (c) Tarpley (Wagner-1) Lilly Hucles (Parlow) Milbrett (O'Reilly) Hamm	Feb. 16, 2003 vs. Iceland Charleston, S.C.: 1-0 Beene (Mullinix) Pearce Sobrero Chastain Benson Hucles (Tarpley) Foudy (c) Lilly Wagner (Kuegel) Parlow (O'Reilly) Hamm-1	Jan. 29, 2003 vs. Germany Shanghai, China: 1-0 Scurry Pearce Fawcett (c) Chastain Sobrero Hawkins-1 (L. Fair, Roberts) Hucles Tarpley Wagner Parlow (O'Reilly) Milbrett (MacMillan)	Jan. 26, 2003 vs. China PR Wuhan, China: 0-2 Beene Bryan Fawcett (c) Chastain Benson (Pearce) Roberts Hucles Kuegel (Wagner) L. Fair (Tarpley) Parlow (Milbrett) MacMillan (O'Reilly)	Jan. 23, 2003 vs. Norway Yiwu, China: 3-1 Scurry Sobrero Fawcett (c) Chastain Bryan-1 (Benson) Hucles (Kuegel) Roberts L. Fair Wagner (Hawkins) Parlow (MacMillan) Milbrett-1 (O'Reilly-1)
Jan. 12, 2003 vs. Japan San Diego, Calif.: 0-0 Mullinix (Beene) Sobrero (Bryan) Chastain Fawcett (c) Reddick Roberts (Hucles) L. Fair (Tarpley) Wagner MacMillan (Kuegel) Milbrett (O'Reilly) Parlow (Wambach)	Nov. 9, 2002 vs. Canada * Pasadena, Calif.: 2-1 (ot) Scurry Sobrero Chastain Fawcett Reddick Roberts (L. Fair) Foudy (c) Lilly Wagner Parlow Milbrett-1 (Hamm-1)	Nov. 6, 2002 vs. Panama * Seattle, Wash.: 7-0 (OG) Scurry Reddick Chastain Fawcett Benson (L. Fair) Roberts (Hucles-1) Wagner Foudy (c) MacMillan-1 Parlow-3 (Hamm) Lilly-1	Nov. 2, 2002 vs. Trinidad & Tobago * Seattle, Wash.: 9-0 Beene Reddick Chastain (Roberts-1) Fawcett (c) (Sobrero) Benson L. Fair Hucles Wagner (Foudy) MacMillan-2 Milbrett-5 Wambach-10	Oct. 29, 2002 vs. Trinidad & Tobago * Fullerton, Calif.: 3-0 Scurry Sobrero (Wagner) Chastain-1 Fawcett Reddick Roberts (L. Fair) Lilly Foudy (c) MacMillan Parlow-1 Hamm (Milbrett-1)	Oct. 27, 2002 vs. Mexico * Pasadena, Calif.: 3-0 Sobrero Chastain Fawcett Reddick Roberts (Hucles) Lilly Foudy (c) Wagner-1 Hamm (O'Reilly) Parlow-1 (MacMillan-1)
Oct. 6, 2002 vs. Italy Cary, N.C.: 4-0 Mullinix (Scurry) Sobrero (Roberts) Chastain-1 Fawcett-1 Slaton (Reddick) Lilly-1 L. Fair Foudy (c) Hucles (O'Reilly-1) MacMillan (Hamm) Parlow (Wambach)	Oct. 2, 2002 vs. Australia Cary, N.C.: 4-0 Mullinix Sobrero (Reddick) Chastain-1 Fawcett Slaton (Roberts) Lilly L. Fair Foudy (c) (Hucles) Hucles (O'Reilly) Hamm (MacMillan-1) Parlow-2 (Wambach)	Sept. 29, 2002 vs. Russia Uniondale, N.Y.: 5-1 Scurry Sobrero Chastain-1 Fawcett Slaton Roberts (Hucles) Lilly (L. Fair) Foudy (c) Parlow-2 (MacMillan) Parlow-1 (Wagner-1) Wambach (O'Reilly)	Sept. 8, 2002 vs. Scotland Columbus, Ohio: 8-2 Solo (Scurry) Sobrero (Mitts) Fawcett Chastain Benson Roberts (Kuegel) L. Fair Lilly (Hucles) Foudy (c) Parlow-2 (MacMillan-1) Parlow-1 (Wambach-3) Hamm-3	July 21, 2002 vs. Norway Blaine, Minn.: 4-0 Beene (Scurry) Sobrero (Benson) Fawcett Chastain Reddick Wagner Roberts (L. Fair) Foudy (c) (Hucles) Parlow-2 (Hamm-1) Milbrett-1 (Hamm-1) Wambach (MacMillan)	April 27, 2002 vs. Finland San Jose, Calif.: 3-0 Beene (Solo) Reddick (Bivens) Fawcett-1 Slaton Chastain (L. Fair) Wagner Lilly (Kuegel-1) Foudy (c) (Hucles) Milbrett (Clemens) Wambach-1 (Welsh) MacMillan
March 7, 2002 vs. Denmark Albufeira, Portugal: 3-2 Solo Bryan (Bivens) Fawcett (c) Sobrero Kuegel Wagner L. Fair Hawkins K. Wilson Fotopoulos (O'Reilly) MacMillan-3	March 5, 2002 vs. Norway Lagos, Portugal: 2-3 Beene (Solo) Slaton Fawcett Reddick Foudy (c) Wagner (L. Fair) Lilly Kuegel (Bivens) Milbrett Fotopoulos (K. Wilson) (O'Reilly) MacMillan-2	March 3, 2002 vs. England Ferreiras, Portugal: 2-0 Solo Slaton (Sobrero) Fawcett Reddick Foudy (c) Wagner Lilly L. Fair (Bivens) Milbrett (Hawkins) Fotopoulos (K. Wilson-1) MacMillan-1 (O'Reilly)	March 1, 2002 vs. Sweden Albufeira, Portugal: 1-1 Beene Slaton Reddick Fawcett Sobrero (Bivens) Foudy (c) Lilly (Wagner) Lilly Milbrett Parlow MacMillan-1 (O'Reilly)	Jan. 27, 2002 vs. China PR Guangzhou, China: 2-0 Beene Sobrero (Bryan) Fawcett Slaton Lilly (Bivens) L. Fair Foudy (c) MacMillan-1 (Wagner) Parlow (Chastain) Milbrett-1	Jan. 25, 2002 vs. Germany Panyu, China: 0-0 Beene Sobrero (Reddick) Fawcett Slaton Chastain (Kuegel) Lilly Cramer (L. Fair) Foudy (c) MacMillan (Wagner) Parlow Milbrett
Jan. 23, 2002 vs. Norway Huadu, China: 0-1 Beene Sobrero (Reddick) Fawcett Slaton Chastain (Bivens) Lilly L. Fair (Cramer) Foudy (c) MacMillan (Wagner) Parlow Milbrett	Jan. 12, 2002 vs. Mexico Charleston, S.C.: 7-0 Beene Sobrero (Kuegel) Fawcett (Bryan) Slaton Chastain (Reddick) Lilly-1 L. Fair (Cramer) Foudy (c)-1 (Wagner-1) MacMillan-3 Parlow (Fotopoulos-1) Milbrett	Sept. 9, 2001 vs. Germany Chicago, Ill.: 4-1 Beene Sobrero Fawcett (Reddick) Slaton Lilly L. Fair (Cramer) Foudy (c) MacMillan (Kuegel) Parlow-1 (Mitts) Hamm-2 Milbrett-1 (Wambach)	July 3, 2001 vs. Canada Blaine, Minn.: 1-0 Mullinix Raygor (Kuegel) Reddick Chastain French (Pearce) Foudy (c) L. Fair (Cramer) Lilly (Serlenga) MacMillan (Hamm) Parlow Milbrett-1	June 30, 2001 vs. Canada Toronto, Canada: 2-2 Pagliarulo Pearce (Raygor) Reddick Sobrero Chastain (Kuegel) Foudy (c) L. Fair (Serlenga) MacMillan-1 (Lilly) Hamm (Milbrett-1)	March 17, 2001 vs. Norway Quarteira, Portugal: 3-4 Oleksiuk Marquand-1 (Steadman) Kraus (Bell) Reddick-1 Kuegel Hawkins Cramer (Chalupny) (c) Monroe Schott-1 (Weiss) Welsh (Rigamat) Ramsey
March 15, 2001 vs. Sweden Albufeira, Portugal: 0-2 Solo Marquand (Steadman) Kraus Reddick Kuegel Hawkins (Lohman) Cramer (c) Monroe (Chalupny) Schott (Weiss) Rigamat Welsh (Ramsey)	March 13, 2001 vs. Portugal Silves, Portugal: 2-0 Oleksiuk Randolph (Hawkins) Kraus Reddick (c) Steadman Lohman (Cramer) Ward (Kuegel) Chalupny Schott (Rigamat-1) Weiss Ramsey (Welsh-1)	March 11, 2001 vs. Canada Lisboa, Portugal: 0-3 Solo Marquand (Kraus) Reddick Bell (Steadman) Kuegel Hawkins (Lohman) Cramer (c) Monroe Welsh (Ward) Ramsey (Rigamat)	March 7, 2001 vs. Italy Italy: 0-1 Solo Marquand (Randolph) Reddick (c) Kraus Kuegel Hawkins Lohman (Schott) Ward (Chalupny) Welsh (Ramsey) Monroe Rigamat (Weiss)	Jan. 14, 2001 vs. China PR Hangzhou, China: 1-1 Solo Bryan (Raygor) Sobrero (c) Orlandos (Pearce) French L. Fair Serlenga Lalor-1 (Monroe) Kuegel (Cramer) Florance (Rigamat) Milbrett	Jan. 11, 2001 vs. China PR Panyu, China: 0-1 Pagliarulo Bryan (Raygor) Sobrero (c) Pearce French (Benson) L. Fair Serlenga (Cramer) Monroe (Lalor) Kuegel Florance (Rigamat) Milbrett

ALL-TIME RESULTS AND LINEUPS

Dec. 17, 2000
vs. Japan
Phoenix, Ariz.: 1-1
Mullinix
Pearce (Raygor)
Overbeck (c)
Sobrero
Chastain-1
Lilly (French)
Foudy
L. Fair
MacMillan
Milbrett
Hamm (Monroe)

Dec. 10, 2000
vs. Mexico
Houston, Texas: 3-2
Mullinix (Solo)
Pearce (Borgman)
Overbeck (c)
Sobrero
Chastain (French)
Lilly-1
Foudy (Serlenga)
L. Fair
MacMillan (Parlow-2)
Milbrett
Hamm (Whalen)

Nov. 11, 2000
vs. Canada
Columbus, Ohio: 1-3
Mullinix
Pearce
Fawcett
Sobrero (Overbeck)
Chastain (Parlow)
Lilly
Foudy (c)
L. Fair (Serlenga)
MacMillan (Whalen)
Milbrett-1
Hamm

Sept. 28, 2000
vs. Norway ++
Sydney, Australia: 2-3 (ot)
Mullinix
Pearce
Fawcett
Sobrero
Chastain
Lilly
Foudy (c)
L. Fair
MacMillan (Parlow)
Milbrett-2
Hamm

Sept. 24, 2000
vs. Brazil ++
Canberra, Australia: 1-0
Mullinix
Pearce
Fawcett
Sobrero
Chastain
Lilly
Foudy (c)
L. Fair
MacMillan (Parlow)
Milbrett
Hamm-1

Sept. 20, 2000
vs. Nigeria ++
Melbourne, Australia: 3-1
Mullinix
Pearce
Fawcett
Sobrero
Chastain-1
Lilly-1 (Serlenga)
Foudy (c)
L. Fair
MacMillan-1
Milbrett
Hamm (Parlow)

Sept. 17, 2000
vs. China PR ++
Melbourne, Australia: 1-1
Mullinix
Pearce
Fawcett
Sobrero
Chastain (Parlow)
Lilly
Foudy (c)-1
L. Fair
MacMillan (Serlenga)
Milbrett
Hamm

Sept. 14, 2000
vs. Brazil
Melbourne, Australia: 2-0
Mullinix
Pearce
Fawcett
Sobrero
Chastain
Lilly
Foudy (c)
L. Fair
MacMillan
Milbrett-1
Hamm-1 (Parlow)

Sept. 1, 2000
vs. Canada
San Jose, Calif.: 4-0
Mullinix
Pearce (Overbeck)
Fawcett-1
Sobrero
Chastain (Slaton)
Lilly
Foudy (c)-1
L. Fair
MacMillan (Serlenga)
Milbrett (Parlow)
Hamm-2

Aug. 20, 2000
vs. Russia
Kansas City, Mo.: 1-1
Mullinix (Scurry)
Pearce
Fawcett
Sobrero
Chastain (Parlow)
Lilly-1
Foudy (c)
L. Fair
MacMillan
Milbrett
Hamm (Akers)

Aug. 15, 2000
vs. Russia
College Park, Md.: 1-1
Mullinix
Scurry
Fawcett-1
Overbeck (Milbrett)
Sobrero
Slaton
L. Fair
Foudy (c)
Akers (Serlenga)
MacMillan (Lilly)
Parlow
Whalen (Hamm)

Aug. 13, 2000
vs. Russia
Annapolis, Md.: 7-1
Mullinix (Scurry)
Pearce
Fawcett
Chastain (Overbeck)
Sobrero (Slaton)
Lilly
Foudy (c)-1 (Akers-1)
L. Fair
MacMillan (Serlenga)
Milbrett-2 (Parlow-2)
Hamm-1 (Whalen)

July 30, 2000
vs. Norway
Oslo, Norway: 1-2
Mullinix
Pearce
Fawcett
Chastain (Whalen)
Slaton
Lilly
L. Fair (MacMillan)
Foudy (c)
Akers (Serlenga)
Milbrett (Parlow-1)
Hamm

July 27, 2000
vs. Norway
Tromsø, Norway: 1-1
Scurry (c)
Pearce (Lilly)
Fawcett
Chastain
Slaton
MacMillan (Milbrett)
L. Fair
Serlenga-1
Foudy (Akers)
Parlow (Hamm)
Whalen

July 22, 2000
vs. Germany
Braunschweig, Germany: 1-0
Mullinix
Pearce
Fawcett
Sobrero (Slaton)
Chastain (Akers)
MacMillan (Whalen)
L. Fair (Serlenga)
Foudy (c)-1
Lilly
Milbrett
Hamm

July 19, 2000
vs. China PR
Gottigen, Germany: 1-1
Mullinix
Pearce (MacMillan)
Fawcett
Sobrero
Chastain
Lilly
Serlenga
Foudy (c)
Parlow (Whalen)
Milbrett
Hamm-1

July 16, 2000
vs. Norway
Osnabruck, Germany: 1-0
Mullinix
Pearce
Fawcett
Sobrero
Chastain (Slaton)
Lilly
L. Fair (Serlenga)
Foudy (c)
Parlow (MacMillan)
Hamm (c)

July 7, 2000
vs. Italy
Central Islip, N.Y.: 4-1
Branam
Pryce
Pearce (Kraus)
French (c)
Whalen-1 (Reddick)
Monroe
Cramer
Foudy
Wagner-1
Ramsey (Kluegel)
Bush-1 (Putz-1)
Welsh (Zepeda)

July 3, 2000
vs. Brazil ^
Foxborough, Mass.: 1-0
Mullinix
Pearce
Sobrero
Fawcett
Chastain
Foudy (c)
L. Fair (Serlenga)
Lilly
Milbrett-1
Parlow (MacMillan)
Hamm

July 1, 2000
vs. Canada ^
Louisville, Ky.: 4-1
Mullinix
Slaton
Sobrero
Chastain
Fawcett
Foudy (c) (L. Fair)
Serlenga
Lilly
Milbrett-1 (Whalen)
MacMillan-2
Hamm-1 (Bush)

June 27, 2000
vs. Brazil ^
Foxborough, Mass.: 0-0
Mullinix
Slaton
Pearce
Fawcett
Sobrero
Chastain
L. Fair
Foudy (c)
Lilly
Milbrett
Parlow
Hamm

June 25, 2000
vs. Costa Rica ^
Louisville, Ky.: 8-0
Branam
Fawcett (c)
Slaton
Chastain
Serlenga-3
L. Fair (Foudy)
MacMillan-1
Bush-1
Whalen-1
Parlow (Welsh-2)

June 23, 2000
vs. Trinidad & Tobago ^
Hershey, Pa.: 11-0
Mullinix
Pearce
Fawcett
Sobrero
Chastain
Lilly
L. Fair-2 (Serlenga)
Foudy (c) (MacMillan-1)
Parlow-3
Milbrett-1 (Whalen-2)
Hamm-2

June 11, 2000
vs. Australia
Newcastle, Australia: 1-0
Mullinix
Pearce
Fawcett
Sobrero
Chastain (Parlow)
Lilly
L. Fair (Serlenga)
Foudy (c)
MacMillan-1
Milbrett
Hamm

June 8, 2000
vs. Japan
Newcastle, Australia: 4-1
Branam
Pearce
Fawcett
Sobrero
Chastain-1 (Slaton)
Lilly (Serlenga)
L. Fair
Foudy (c) (Wagner-1)
MacMillan-1
Parlow-1 (Whalen)
Milbrett (Welsh)

June 4, 2000
vs. New Zealand
Sydney, Australia: 5-0
Mullinix
Chastain
Slaton
Pearce
Whalen
Serlenga
Wagner
MacMillan
Welsh-2
Parlow-3
Hamm (c)

June 2, 2000
vs. Canada
Sydney, Australia: 9-1
Branam
Chastain (Slaton)
Sobrero (Pearce)
Fawcett
Lilly (Whalen)
L. Fair-2
Foudy (c) (Serlenga)
MacMillan-1
Parlow-3
Hamm
Milbrett-3 (Welsh)

May 31, 2000
vs. China PR
Canberra, Australia: 0-1
Mullinix
Chastain (Slaton)
Sobrero
Fawcett
Pearce
Lilly
L. Fair
Foudy (c)
MacMillan (Parlow)
Hamm (Serlenga)
Milbrett

May 7, 2000
vs. Mexico
Portland, Ore.: 4-0
Mullinix
Chastain (Pearce)
Overbeck (c) (Parlow-1)
Sobrero
Fawcett
Lilly
L. Fair (Serlenga)
Foudy-1
MacMillan (Whalen)
Hamm (Welsh-1)
Milbrett-1

May 5, 2000
vs. Brazil
Portland, Ore.: 8-0
Mullinix (Solo)
Chastain (Fawcett)
Pryce
Sobrero
Pearce
Lilly-1 (Whalen)
Serlenga-1
Foudy (c) (L. Fair-1)
MacMillan-2
Hamm-1 (Welsh-1)
Milbrett-1 (Parlow)

April 8, 2000
vs. Iceland
Charlotte, N.C.: 0-0
Mullinix
Chastain
Sobrero
Fawcett
Lilly
L. Fair
Wagner
MacMillan
Welsh (Slaton)
Milbrett
Hamm (c)

April 5, 2000
vs. Iceland
Davidson, N.C.: 8-0
Solo
Pearce-2
French
Pryce
Slaton
Kluegel
Serlenga
Wagner-1
Wagner-1
Lilly-1
Welsh-3
Parlow (c) (Milbrett, Hamm-1)

March 18, 2000
vs. Norway
Loulé, Portugal: 1-0
Mullinix
Fawcett
Overbeck (c) (Slaton)
Sobrero
Chastain-1
L. Fair
Foudy
Lilly
MacMillan (Whalen)
Hamm (Parlow)
Milbrett

March 16, 2000
vs. Sweden
Lagos, Portugal: 1-0
Mullinix
Pearce
Overbeck (c) (Slaton)
Fawcett
Chastain
Foudy
Venturini (L. Fair)
Lilly
Whalen (MacMillan-1)
Parlow (Hamm-1)
Milbrett

March 14, 2000
vs. Denmark
Faro, Portugal: 2-1
Branam
Pearce (Welsh)
Overbeck (c) (Chastain)
Sobrero
Slaton
Foudy
L. Fair-1
Venturini (Lilly)
Whalen (MacMillan-1)
Parlow (Milbrett)
Hamm

March 12, 2000
vs. Portugal
Silves, Portugal: 7-0
Mullinix
Pearce
Overbeck (c) (Chastain)
Sobrero
Fawcett-1 (Slaton)
Lilly (Foudy-1)
L. Fair
Venturini-1
MacMillan-1 (Whalen)
Milbrett (Welsh)
Parlow-3

Feb. 9, 2000
vs. Norway
Boca Raton, Fla.: 1-2
Scurry (Mullinix)
Slaton
Overbeck (c) (Whalen)
French
Pryce
MacMillan (L. Fair)
Akers (Wagner)
Venturini
Kluegel
Lilly-1
Milbrett
Welsh-1 (Ramsey)

Feb. 6, 2000
vs. Norway
Fl. Lauderdale, Fla.: 2-3
Webber
Fawcett
Sobrero
Pryce
Chastain
Cramer (Wagner)
Foudy (c) (Overbeck)
Lilly-1
Milbrett (Welsh)
Hamm-1 (Ramsey)

Jan. 13, 2000
vs. Australia
Adelaide, Australia: 3-1
Beene
K. Lindsey
Pryce
French (c)
Slaton-1
Cramer
Wagner-1
Zepeda (Monroe)
Mascara (Aldama)
Kester-1 (Bush)
Clemens

Jan. 10, 2000
vs. Sweden
Melbourne, Australia: 0-0
Beene
K. Lindsey
Pryce
French (c)
Slaton-1
Cramer
Wagner
Serlenga
Mascara (Welsh, Zepeda)
Kester (Bush)
Clemens (Aldama)

Jan. 7, 2000
vs. Czech Republic
Melbourne, Australia: 8-1
Beene
Bryan (Pryce)
K. Lindsey
French (c)
Slaton (Aldama)
Cramer (Wagner)
Serlenga-1
Mascara-2
Bush-1 (Zepeda-1)
Clemens (Welsh-1)

Oct. 10, 1999
vs. Brazil
Louisville, Ky.: 4-2
Scurry
Overbeck
Whalen
Pearce
Fawcett
Foudy (Chastain)
Lilly-2
MacMillan (Roberts)
Parlow
Milbrett
Hamm-2

ALL-TIME RESULTS AND LINEUPS

Oct. 7, 1999 vs. Finland Kansas City, Mo.: 6-0 (OG) Scurry Overbeck (Venturini) Whalen-1 Pearce Fawcett-1 Foudy Lilly-2 MacMillan Parlow (Fotopoulos) Milbrett-1 (Chastain) Hamm (Roberts)	Oct. 3, 1999 vs. Korea Republic Columbus, Ohio: 5-0 Ducar Overbeck (Chastain) Whalen Pearce Fawcett Foudy (Venturini) Lilly MacMillan Parlow-1 (Roberts) Milbrett-1 Hamm-1 (Fotopoulos-2)	Sept. 26, 1999 vs. Brazil Denver, Colo.: 6-0 Scurry Overbeck (Roberts) Sobrero Whalen Pearce Fawcett (Chastain) Foudy (Cramer) Lilly (Venturini) Parlow-1 (Fotopoulos-1) Milbrett-2 MacMillan-2	Sept. 4, 1999 vs. Ireland Foxborough, Mass.: 5-0 Webber (Ducar) Overbeck (Chastain) Sobrero Pearce (MacMillan) Roberts Fawcett-1 Lilly-1 Foudy-1 (Venturini) Milbrett-2 Parlow (Whalen) Hamm	July 10, 1999 vs. China PR ** (5-4 pk) Pasadena, Calif.: 0-0 Scurry Overbeck Chastain Hamm Akers (Whalen) Foudy Parlow (MacMillan) Lilly Fawcett Milbrett (Venturini) Sobrero	July 4, 1999 vs. Brazil ** Palo Alto, Calif.: 2-0 Scurry Overbeck Chastain Hamm (L. Fair) Akers-1 Foudy Parlow-1 (MacMillan) Lilly Fawcett Milbrett (Fotopoulos) Sobrero
July 1, 1999 vs. Germany ** Landover, Md.: 3-2 Scurry Overbeck Chastain-1 (L. Fair) Hamm Akers Foudy (MacMillan) Parlow (Roberts) Lilly Fawcett-1 Milbrett-1 Sobrero	June 27, 1999 vs. Denmark ** Foxborough, Mass.: 3-0 Scurry Overbeck Roberts (Pearce) Chastain Whalen MacMillan-1 Hamm (Foudy) Parlow (Milbrett) Lilly Fawcett Venturini-2	June 24, 1999 vs. Nigeria ** Chicago, Ill.: 7-1 (OG) Scurry Overbeck Chastain Hamm-1 (MacMillan) Whalen Akers-1 (L. Fair) Foudy Parlow-1 Lilly-1 Fawcett Milbrett-2 Sobrero (Whalen)	June 19, 1999 vs. Denmark ** E. Rutherford, N.J.: 3-0 Scurry Overbeck Sobrero Fawcett Chastain Akers Lilly-1 Foudy-1 Milbrett (MacMillan) Parlow Hamm-1 (L. Fair)	June 6, 1999 vs. Canada Portland, Ore.: 4-2 Scurry Overbeck Sobrero Fawcett L. Fair Chastain Lilly-1 Foudy (Whalen) Milbrett-1 Parlow-1 Hamm-1 (MacMillan)	June 3, 1999 vs. Australia Portland, Ore.: 4-0 Webber L. Fair (Akers) Pearce (Sobrero) Roberts (Fawcett) Whalen Chastain Lilly-1 Venturini (Foudy) MacMillan Milbrett-1 Fotopoulos-1 (Parlow-1)
May 22, 1999 vs. Brazil Orlando, Fla.: 3-0 Scurry Overbeck Sobrero Chastain Fawcett Akers Foudy Lilly-1 Parlow Milbrett-1 Hamm-1	May 16, 1999 vs. Netherlands Chicago, Ill.: 3-0 Scurry Overbeck Sobrero (Pearce) Chastain-2 Fawcett Akers (L. Fair) Foudy (Roberts) Lilly Parlow (Fotopoulos) Milbrett (MacMillan) Hamm-1	May 13, 1999 vs. Netherlands Milwaukee, Wis.: 5-0 Scurry Overbeck (L. Fair) Sobrero Chastain Fawcett Akers (Pearce) Foudy (Venturini) Lilly-1 Parlow-1 Milbrett-1 Hamm-1 (MacMillan-1)	May 2, 1999 vs. Japan Clarkston, Ga.: 7-0 Scurry (Mullinix) Overbeck (Pearce) L. Fair Roberts Whalen-1 Akers (Fotopoulos-2) Foudy (Venturini-1) Wagner MacMillan-2 Hamm-1 (Lilly)	April 29, 1999 vs. Japan Charlotte, N.C.: 9-0 Ducar Overbeck (L. Fair) Fawcett Sobrero Chastain Akers-1 (Whalen) Foudy (Wagner-1) Lilly-1 (Venturini-1) Parlow-1 (Fotopoulos) Milbrett-4 Hamm	April 25, 1999 vs. China PR E. Rutherford, N.J.: 1-2 Ducar Fawcett Sobrero (Roberts) Chastain (Pearce) Akers Foudy-1 (Venturini) Lilly Milbrett (Fotopoulos) Parlow (MacMillan) Hamm
April 22, 1999 vs. China PR Hershey, Pa.: 2-1 Scurry Overbeck (Roberts) Fawcett Sobrero Chastain Akers-1 (Pearce) Foudy Lilly (Venturini-1) Milbrett (MacMillan) Parlow (Fotopoulos) Hamm	March 28, 1999 vs. Mexico Pasadena, Calif.: 3-0 Fawcett Overbeck (Pearce) Chastain (L. Fair) Akers Foudy-1 (Wagner) Lilly-2 MacMillan (Whalen) Milbrett Parlow (Fotopoulos) Hamm	March 20, 1999 vs. China PR Loulé, Portugal: 1-2 Scurry Overbeck Fawcett Sobrero (Fotopoulos) Chastain (L. Fair) Akers (MacMillan) Foudy Lilly-1 Milbrett-1 (Whalen) Parlow Hamm	March 18, 1999 vs. Norway Albufeira, Portugal: 2-1 Scurry Overbeck (Pearce) Fawcett Sobrero Chastain Akers Foudy-1 Lilly-1 Milbrett (MacMillan) Parlow (Fotopoulos) Hamm	March 16, 1999 vs. Finland Quarteira, Portugal: 4-0 Scurry Overbeck Fawcett (Whalen) Pearce Akers (Chastain-1) Foudy (Venturini) Lilly MacMillan Milbrett-2 (L. Fair) Parlow-1 (Fotopoulos) Hamm	March 14, 1999 vs. Sweden Stives, Portugal: 1-1 Webber Overbeck Sobrero L. Fair Fawcett Chastain (Venturini) Foudy Lilly MacMillan (Akers) Milbrett-1 (Whalen) Hamm
Feb. 27, 1999 vs. Finland Tampa, Fla.: 2-0 Scurry Fawcett-1 Sobrero Overbeck Pearce (L. Fair) Chastain Foudy Venturini (Wagner) Milbrett (Fotopoulos) Lilly (Parlow) Hamm-1 (MacMillan)	Feb. 24, 1999 vs. Finland Orlando, Fla.: 3-1 Webber French Baggett-1 Slaton (Mitts) Whalen Grubb-1 (B. Keller-1) Schwoy (Florance) Wagner (Aldama) Streiffer Owens Bush	Jan. 30, 1999 vs. Portugal Fl. Lauderdale, Fla.: 6-0 Scurry Overbeck (Whalen) Sobrero L. Fair Fawcett (Pearce) Chastain (Fotopoulos-1) Foudy (Venturini) Akers-1 Lilly-2 Milbrett (MacMillan-1) Hamm-1	Jan. 27, 1999 vs. Portugal Orlando, Fla.: 7-0 Ducar Overbeck Sobrero L. Fair (Pearce) Fawcett Chastain-1 Foudy Akers-1 (Venturini) Lilly-3 Milbrett (Fotopoulos) Hamm-1 (MacMillan-1)	Dec. 20, 1998 vs. Ukraine Fresno, Calif.: 5-0 Scurry Overbeck Sobrero Pearce Fawcett Chastain (Baumgardt) Foudy-3 (Whalen) Lilly (D. Keller-1) Milbrett-1 (Venturini) MacMillan Hamm (Bush)	Dec. 16, 1998 vs. Ukraine Los Angeles, Calif.: 2-1 Webber R. Fair (Bryan) Cromwell Baggett French Cramer (Aldama) Wagner (Cook) Baumgardt-1 Neaton-1 (Rohbock) Confer (Cepeda) Bush (Bueter)
Sept. 20, 1998 vs. Brazil Richmond, Va.: 3-0 Scurry Pearce Overbeck (Whalen) Sobrero Fawcett-1 Chastain Akers-1 (Venturini) Foudy (D. Keller-1) Lilly Milbrett (MacMillan) Hamm (Confer)	Sept. 18, 1998 vs. Russia Rochester, N.Y.: 4-0 Scurry Pearce Overbeck Sobrero Fawcett Chastain (Whalen) Akers (Venturini) Foudy (D. Keller) Lilly Milbrett-2 (MacMillan) Hamm-2 (Confer)	Sept. 12, 1998 vs. Mexico Foxborough, Mass.: 9-0 Ducar Pearce Overbeck (MacMillan-1) Sobrero Fawcett-1 Chastain (Rutten) Akers (Venturini-1) Foudy Lilly-2 (Whalen) Milbrett-1 (D. Keller-1) Hamm-2	Aug. 2, 1998 vs. Canada Orlando, Fla.: 4-0 Ducar Pearce Overbeck Sobrero Fawcett (Whalen) Venturini Akers (Chastain) Lilly (Foudy-1) D. Keller-2 (Fotopoulos) MacMillan Hamm (Milbrett-1)	July 27, 1998 vs. China PR Long Island, N.Y.: 2-0 Scurry L. Fair Overbeck (Parlow) Sobrero Fawcett Chastain Foudy (MacMillan) Akers Lilly Milbrett (D. Keller) Parlow	July 25, 1998 vs. Denmark Long Island, N.Y.: 5-0 Scurry L. Fair Overbeck Sobrero (Pearce) Fawcett Chastain Foudy (Venturini) Akers-1 (Parlow) Lilly Milbrett-1 (D. Keller) Hamm-3
June 28, 1998 vs. Germany Chicago: 4-2 Scurry Overbeck Sobrero (Pearce) L. Fair Fawcett Chastain Foudy (MacMillan) Lilly-1 D. Keller (Parlow) Milbrett Hamm-3 (Venturini)	June 25, 1998 vs. Germany St. Louis, Mo.: 1-1 Scurry Overbeck Pearce Chastain Fawcett Foudy (Sobrero) Venturini (Parlow-1) Lilly D. Keller (L. Fair) Milbrett Hamm (MacMillan)	May 30, 1998 vs. New Zealand Washington D.C.: 5-0 Scurry Overbeck Pearce (L. Fair-1) Chastain Fawcett (MacMillan) Foudy (Venturini) Akers (Sobrero) Lilly Parlow-1 (Roberts) D. Keller-2 Milbrett-1	May 24, 1998 vs. Japan Yokohama, Japan: 3-0 Scurry Overbeck Pearce (Roberts) Fawcett L. Fair Chastain-1 (L. Fair.) Foudy (Whalen) Parlow D. Keller (Venturini-1) Lilly-1 Milbrett (MacMillan)	May 21, 1998 vs. Japan Kobe, Japan: 2-0 Ducar Overbeck Pearce (Roberts) Fawcett L. Fair Chastain Foudy (Sobrero) Venturini (MacMillan) D. Keller-1 (Whalen) Lilly-1 Parlow	May 17, 1998 vs. Japan Tokyo, Japan: 2-1 Scurry Overbeck (Whalen) Chastain Pearce (L. Fair) Fawcett Foudy Venturini MacMillan (Roberts) Milbrett (D. Keller-2) Lilly Hamm (Parlow)

ALL-TIME RESULTS AND LINEUPS

May 10, 1998
vs. Iceland
Bethlehem, Pa.: 1-0
Webber
Chastain
Pearce (Cromwell)
Fawcett
Foudy
Akers (Venturini)
MacMillan (Whalen)
Milbrett (D. Keller)
Lilly
Hamm
Parlow (Neaton-1)

May 8, 1998
vs. Iceland
Indianapolis, Ind.: 6-0
Scurry
Overbeck (Cromwell)
Chastain (Parlow)
Pearce
Fawcett
Foudy (Venturini-1)
Akers
MacMillan (Whalen-1)
Milbrett-1
Lilly
Hamm-2 (D. Keller-1)

April 26, 1998
vs. Argentina
San Jose, Calif.: 7-0 (OG)
Scurry
Overbeck (Sobrero)
Chastain-1
Pearce (Whalen)
Fawcett
Foudy-1
Akers-1
MacMillan
Milbrett-2 (D. Keller)
Lilly-1 (Venturini)
Hamm (Neaton)

April 24, 1998
vs. Argentina
Fullerton, Calif: 8-1
Ducar (Scurry)
Overbeck
Chastain
Pearce
Fawcett (Whalen)
Foudy (Baumgardt)
Akers-1 (D. Keller-2)
MacMillan
Milbrett-3
Lilly (Venturini)
Hamm-2

March 21, 1998
vs. Sweden
Quarteira, Portugal: 3-1
Ducar (Scurry)
Overbeck
L. Fair
Fawcett
Roberts (Whalen)
Foudy-1
Akers (Venturini)
MacMillan (Chastain-1)
D. Keller (Baumgardt)
Lilly-1
Hamm

March 19, 1998
vs. Norway
Lagos, Portugal: 1-4
Scurry
Overbeck
Chastain-1
Fawcett
Roberts (Whalen)
Foudy
Venturini (D. Keller)
Lilly
Akers
MacMillan (L. Fair)
Hamm

March 17, 1998
vs. China PR
Loulé, Portugal.: 4-1
Scurry
Overbeck
Chastain
Fawcett (Pearce)
MacMillan (Whalen)
Foudy
Venturini (L. Fair)
Lilly-1
Akers
Milbrett
Hamm-3

March 15, 1998
vs. Finland
Olhåso, Portugal: 2-0
Ducar
Overbeck (Whalen)
Chastain-1
L. Fair
Fawcett (Pearce)
Foudy
Venturini (Baumgardt)
Akers-1 (D. Keller)
Lilly
MacMillan (Roberts)
Hamm

Jan. 24, 1998
vs. Norway
Guangzhou, China: 3-0
Scurry
Overbeck
Chastain
Fawcett (Pearce)
Foudy (L. Fair)
Venturini-1
Lilly
MacMillan (D. Keller)
Milbrett (Whalen)
Parlow-1
Hamm-1 (Roberts)

Jan. 21, 1998
vs. China PR
Guangzhou, China: 0-0
Scurry
Overbeck
Chastain
Fawcett
Foudy
Venturini (L. Fair)
Lilly
MacMillan
Milbrett (D. Keller)
Parlow (Roberts)
Hamm

Jan. 18, 1998
vs. Sweden
Guangzhou, China: 3-0
Scurry
Overbeck
Chastain
Fawcett
Foudy
Venturini-1 (Baumgardt)
Lilly
MacMillan
Milbrett-1 (L. Fair)
Parlow (D. Keller-1)
Hamm (Roberts)

Dec. 13, 1997
vs. Brazil
São Paulo, Brazil: 0-1
Ducar (Mead)
Overbeck
Chastain
Pearce
Whalen (Fotopoulos)
Foudy (Cromwell)
Venturini (D. Keller)
Lilly
MacMillan
Milbrett (Staples)
Hamm (DeVert)

Dec. 11, 1997
vs. Brazil
Taubaté, Brazil: 2-1
Overbeck
Chastain
Pearce
MacMillan
Foudy-1
Venturini
Lilly
D. Keller (Whalen)
Milbrett
Hamm-1

Nov. 1, 1997
vs. Sweden
Chattanooga, Tenn.: 3-1
Scurry (Ducar)
Overbeck
Chastain
Fawcett
MacMillan (DeVert)
Foudy
Akers-1
Lilly-1
Parlow (Venturini-1)
Milbrett (Pearce)
Hamm (Fotopoulos)

Oct. 30, 1997
vs. Sweden
Chattanooga, Tenn.: 3-1
Scurry
Cromwell
Pearce
Staples (Stewart)
MacMillan
Venturini (DeVert-1)
Foudy
Akers
Lilly
Milbrett-1 (Fotopoulos)
Hamm (Borgman)

Oct. 12, 1997
vs. Germany
Salzgitter, Germany: 3-0
Scurry
Overbeck
Pearce
Staples
MacMillan
Venturini (Cromwell)
Foudy
Lilly
Keller
Milbrett-1
Hamm-2

Oct. 9, 1997
vs. Germany
Duisburg, Germany: 1-3
Scurry
Overbeck
Pearce (Stewart)
Staples (Connors)
MacMillan
Venturini (Cromwell)
Foudy
Lilly-1
Keller (DeVert)
Milbrett (Demko)
Hamm

June 8, 1997
vs. Italy
Washington, D.C.: 2-0
Scurry
Whalen (Staples)
Chastain
L. Fair
Pearce (Keller)
Schwoy
Foudy
Lilly
Milbrett
Parlow-1
Hamm-1

June 5, 1997
vs. Australia
Ambler, Pa.: 9-1
Scurry (Ducar)
Whalen
Chastain (Staples)
L. Fair
Pearce-1
Venturini-1 (Schwoy)
Foudy (Baumgardt)
Lilly-1
Milbrett-1
Parlow-2
Hamm-2 (Keller-1)

May 31, 1997
vs. Canada
New Britain, Conn.: 4-0
Scurry (Ducar)
Staples (Baumgardt)
Chastain
L. Fair
Whalen
Pearce (Parlow)
Venturini (Schwoy)
Foudy
Lilly
Milbrett-1 (Keller)
Hamm-3

May 11, 1997
vs. England
Portland, Ore.: 6-0
Scurry (Mead)
L. Fair
Chastain
Pearce
Foudy (Pearman)
Venturini (R. Fair)
Baumgardt
Lilly-1
Milbrett-1
Parlow-2 (Keller-1)
Hamm-1 (French)

May 9, 1997
vs. England
San Jose, Calif.: 5-0
Scurry (Ducar)
L. Fair
Chastain
Pearce (R. Fair)
MacMillan-1
Venturini (Baumgardt)
Foudy-1
Lilly
Milbrett
Keller (Parlow)
Hamm-3 (Pearman)

May 4, 1997
vs. Korea Republic
St. Charles, Ill.: 6-1 (OG)
Scurry (Pagliarulo)
Manthei
Grubb (Baumgardt-1)
Pearce (Cromwell)
Chastain
MacMillan
Venturini (Daws)
Foudy
Lilly-1
Milbrett (Keller-1)
Hamm-2

May 2, 1997
vs. Korea Republic
Milwaukee, Wis.: 7-0
Scurry (Ducar)
Manthei
Chastain
Pearce-1
MacMillan-2
Baumgardt
Venturini (Grubb)
Foudy (Daws)
Lilly
Milbrett-2
Hamm-2 (Pearman)

April 27, 1997
vs. France
Tampa, Fla.: 2-1
Scurry (Ducar)
Whalen
Chastain
Pearce
Connors (Cromwell)
Venturini-2
Foudy
Pearman (Staples)
Lilly
MacMillan
Confer

April 24, 1997
vs. France
Greensboro, N.C.: 4-2
Scurry (Ducar)
Whalen (L. Fair)
Chastain
Pearce
Connors (Pearman)
Venturini-1 (Cromwell)
Foudy
Lilly-1
MacMillan-1
Milbrett
Confer-1 (Keller)

March 5, 1997
vs. Australia
Banburst, Australia: 3-0
Scurry
Chastain-1
Pearce
L. Fair
Roberts (Confer)
Venturini (Baumgardt)
Foudy-1
Lilly
Milbrett-1
Hamm (Fotopoulos)
Keller (Parlow)

March 3, 1997
vs. Australia
Banburst, Australia: 3-1
Scurry (Noonan)
Chastain-1
L. Fair
Pearce
Confer (Connors)
Venturini (Baumgardt-1)
Foudy
Lilly
Milbrett (Fotopoulos)
Hamm
Parlow (Keller)

Feb. 28, 1997
vs. Australia
Melbourne, Australia: 4-0
Scurry (Noonan)
Chastain
L. Fair
Staples (Pearce)
Roberts (Fotopoulos-1)
Foudy
Venturini-1 (Baumgardt)
Lilly
Milbrett
Hamm-1
Parlow-1 (Keller)

Aug. 1, 1996
vs. China PR ++
Taipei, Taiwan: 2-1
Scurry
Chastain
Overbeck
Fawcett
Foudy
Venturini
Akers
Hamm (Gabarra)
MacMillan-1
Milbrett-1 (Roberts)

July 28, 1996
vs. Norway ++
Athens, Ga.: 2-1(ot)
Scurry
Chastain
Overbeck
Fawcett
Lilly
Akers-1
Venturini
Roberts
Foudy
Hamm
Milbrett (MacMillan-1)

July 25, 1996
vs. China PR ++
Miami, Fla.: 0-0
Scurry
Chastain
Overbeck
Fawcett
Lilly
Foudy
Venturini (Parlow)
Roberts
MacMillan
Akers
Milbrett (Gabarra)

July 23, 1996
vs. Sweden ++
Orlando, Fla.: 2-1
Scurry
Chastain
Overbeck
Fawcett
Lilly
Foudy
Venturini-1
MacMillan-1 (Wilson)
Hamm (Gabarra)
Akers
Milbrett (Roberts)

July 21, 1996
vs. Denmark ++
Orlando, Fla.: 3-0
Scurry
Chastain
Overbeck
Fawcett
Lilly
Foudy
Venturini-1
MacMillan
Hamm-1 (Gabarra)
Akers (Parlow)
Milbrett-1 (Roberts)

July 6, 1996
vs. Australia
Pensacola, Fla.: 2-1
Harvey
Chastain
Overbeck
Fawcett
MacMillan (Roberts)
Foudy (Parlow)
Venturini-1
Lilly-1
Hamm
Akers (Wilson)
Milbrett (Gabarra)

July 4, 1996
vs. Australia
Tampa, Fla.: 2-1
Harvey (Scurry)
Roberts
Chastain
Fawcett
Lilly (Wilson)
Venturini-1
Foudy
MacMillan (Overbeck)
Milbrett (Parlow-1)
Gabarra (Akers)
Hamm

May 18, 1996
vs. China PR
Washington, D.C.: 1-0
Scurry
Chastain
Overbeck
Fawcett
Lilly
Foudy
Venturini
MacMillan (Parlow)
Milbrett (Gabarra)
Hamm
Akers-1 (Roberts)

May 16, 1996
vs. Japan
Horsham, Pa.: 4-0
Scurry
Chastain
Overbeck (Grubb)
Fawcett
Lilly-2
Akers (Staples)
Venturini-1
MacMillan (Roberts)
Milbrett (Parlow)
Gabarra-1
Hamm (L. Fair)

May 12, 1996
vs. Canada
Worcester, Mass.: 6-0
Scurry
Chastain
Overbeck
Fawcett
Lilly (Staples)
Venturini (L. Fair)
Foudy-1 (Parlow-1)
MacMillan-1
Milbrett-1
Akers
Hamm (Gabarra-1)

April 28, 1996
vs. France
Indianapolis, Ind.: 8-2
Scurry
Chastain (Staples)
Overbeck
Fawcett
MacMillan-1 (Roberts)
Foudy
Venturini
Lilly
Akers-1 (Parlow)
Hamm-4 (L. Fair)
Milbrett-1 (Gabarra-1)

April 26, 1996
vs. France
St. Louis, Mo.: 4-1
Harvey
Chastain
Overbeck
Fawcett
MacMillan (Gabarra)
Foudy
Lilly-1
Akers-1 (Parlow-2)
Hamm
Milbrett (Roberts)

April 20, 1996
vs. Netherlands
Fullerton, Calif.: 6-0
Harvey
Chastain
Overbeck
Fawcett (L. Fair)
MacMillan (Roberts)
Foudy-1
Venturini-2 (Staples)
Lilly-2 (Parlow)
Akers-1
Hamm
Milbrett (Gabarra)

ALL-TIME RESULTS AND LINEUPS

March 16, 1996 vs. Germany Davidson, N.C.: 2-0 Scurry Chastain Overbeck Fawcett Lilly-1 Venturini Foudy (Roberts) MacMillan Hamm (L. Fair) Parlow (Gabarra) Milbrett-1	March 14, 1996 vs. Germany Decatur, Ga.: 6-0 Scurry Chastain-1 (Wilson) Overbeck-1 Fawcett Lilly (Manthei) Venturini Foudy (L. Fair) MacMillan Hamm-1 (Staples) Parlow-1 (Gabarra) Milbrett-2	Feb. 17, 1996 vs. Sweden Houston, Texas: 3-0 Harvey Overbeck Chastain (Roberts) Fawcett Lilly Foudy Venturini-1 MacMillan (L. Fair) Campbell (Pearman) Milbrett-1 (Parlow-1) Hamm (Grubb)	Feb. 15, 1996 vs. Sweden San Antonio, Texas: 3-0 Scurry Overbeck Wilson (Pearman) Chastain Fawcett Lilly Foudy (Roberts) Venturini-1 MacMillan-1 (L. Fair) Milbrett (Gabarra) Hamm-1 (Parlow)	Feb. 10, 1996 vs. Denmark Orlando, Fla.: 2-1 Scurry Overbeck-1 L. Fair (Gabarra) Wilson Chastain (Manthei) Foudy (Parlow) Venturini Fawcett (Roberts) Milbrett (Pearman) Hamm	Feb. 4, 1996 vs. Norway Jacksonville, Fla.: 1-2 Scurry Overbeck Chastain-1 L. Fair Roberts (Staples) Foudy Lilly Fawcett Parlow (Venturini) Hamm Gabarra (Milbrett)
Feb. 2, 1996 vs. Norway Tampa, Fla.: 3-2 Scurry Overbeck Wilson Grubb (Parlow) Chastain Hamm-1 Akers-1 (Roberts) Lilly Fawcett Venturini Gabarra (Milbrett-1)	Jan. 20, 1996 vs. Brazil (3-2 pk) Campanas, Brazil: 1-1 Harvey Overbeck Grubb (Manthei) Chastain Akers Foudy Lilly Hamm (Wilson) Gabarra (MacMillan) Milbrett-1 Parlow (Roberts)	Jan. 18, 1996 vs. Ukraine Campanas, Brazil: 6-0 Noonan Cromwell Wilson Manthei (Milbrett-1) Fawcett Chastain (Staples) Akers (Rowe) Hamm (Overbeck) Confer (Gabarra) Garrett-3 MacMillan-1	Jan. 16, 1996 vs. Brazil Campanas, Brazil: 3-2 Harvey (Noonan) Overbeck Staples Chastain Lilly Foudy Roberts MacMillan (Manthei) Gabarra-1 (Milbrett-1) Parlow Hamm-1	Jan. 14, 1996 vs. Russia Campanas, Brazil: 8-1 Harvey Overbeck (Roberts) Grubb (Wilson) Chastain Manthei Foudy-2 Lilly Hamm Milbrett-1 (Garrett) Akers-1 (Parlow-2) Gabarra-1 (MacMillan-1)	Aug. 6, 1995 vs. Norway Washington, D.C.: 2-1 Harvey Overbeck Staples Hamilton Lilly Cromwell (Grubb) Venturini Roberts Milbrett (Pearman-1) Akers (Keller) Hamm-1
Aug. 3, 1995 vs. Australia New Brunswick, N.J.: 4-2 Webber Overbeck Staples Hamilton (Grubb) Lilly-1 Cromwell Venturini (Lalor) Manthei (Roberts) Milbrett (Rafanelli) Akers-1 (Keller) Hamm-2	July 30, 1995 vs. Chinese Taipei New Britain, Conn.: 9-0 Harvey Overbeck-2 Hamilton (Grubb) Staples Roberts Cromwell (Lalor) Venturini-3 Manthei Hamm-2 Keller (Akers-2) Milbrett (Rafanelli)	June 17, 1995 vs. China ** Gavle, Sweden: 2-0 Scurry Harvey Overbeck Staples Hamilton (Roberts) Foudy Venturini-1 Milbrett (Keller) Manthei Lilly Hamm-1 Gabarra (Rafanelli)	June 15, 1995 vs. Norway ** Vasteras, Sweden: 0-1 Scurry Fawcett Overbeck Hamilton Foudy Venturini Roberts (Milbrett) Lilly-2 (Staples) Hamm Akers Gabarra	June 13, 1995 vs. Japan ** Gavle, Sweden: 4-0 Scurry Fawcett Overbeck Hamilton Foudy Venturini-1 Roberts Lilly-2 (Staples) Hamm (Keller) Milbrett-1 Gabarra (Cromwell)	June 10, 1995 vs. Australia ** Helsingborg, Sweden: 4-1 Webber Fawcett-1 Overbeck-1 Hamilton Staples Cromwell (Foudy-1) Venturini Manthei (Gabarra) Lilly Hamm Milbrett (Keller-1)
June 8, 1995 vs. Denmark ** Gavle, Sweden: 2-0 Scurry Fawcett Overbeck Hamilton (Staples) Roberts Foudy Venturini Lilly-1 Hamm Milbrett-1 (Keller) Gabarra (Rafanelli)	June 6, 1995 vs. China PR ** Gavle, Sweden: 3-3 Scurry Fawcett Overbeck Hamilton Roberts Foudy Venturini-1 Lilly Hamm-1 Gabarra Akers (Milbrett-1, Manthei)	May 22, 1995 vs. Canada Edmonton, Canada: 2-1 Webber (Harvey) Overbeck Hamilton Staples Roberts Lalor (Venturini) Cromwell Manthei Milbrett-1 Kella Rafanelli (Neaton-1)	May 19, 1995 vs. Canada Dallas, Texas: 9-1 Scurry Fawcett Overbeck Hamilton (Staples) Roberts (Manthei) Foudy Venturini Lilly-2 Hamm-2 Gabarra-2 Akers-2 (Milbrett-1)	May 14, 1995 vs. Brazil Portland, Ore.: 4-1 Scurry Fawcett Overbeck Hamilton (Staples) Roberts Foudy (Lalor) Lilly (Keller) Milbrett Akers-2 (Manthei) Gabarra-1 (Rafanelli)	May 12, 1995 vs. Brazil Tacoma, Wash.: 3-0 Scurry Fawcett Overbeck Hamilton Roberts Foudy Venturini-1 Lilly Hamm-2 Akers (Milbrett) Gabarra
April 30, 1995 vs. Finland (OG) Davidson, N.C.: 6-0 Harvey (Webber) Fawcett Overbeck Staples Roberts Foudy Venturini (Lalor) Lilly-1 (Manthei) Hamm-1 Gabarra (Milbrett) Akers-1 (Neaton-1)	April 28, 1995 vs. Finland Decatur, Ga.: 2-0 Scurry Fawcett Overbeck Hamilton Roberts (Milbrett) Foudy Venturini-1 Lilly Hamm Akers-1 Gabarra	April 15, 1995 vs. France St. Maure, France: 3-0 Scurry Fawcett Overbeck Hamilton (Staples) Roberts Venturini Foudy Lilly-1 Hamm-1 Gabarra-1 Akers	April 12, 1995 vs. Canada St. Maure, France: 5-0 Webber Fawcett (Manthei) Overbeck Staples Hamilton Lilly (Cromwell) Venturini Foudy Hamm-3 Gabarra (Milbrett-1) Akers-1 (Roberts)	April 11, 1995 vs. Italy Poissy, France: 3-0 Scurry Fawcett Overbeck Hamilton Roberts Venturini-1 (Cromwell) Foudy Hamm Gabarra-1 (Manthei) Akers-1 (Milbrett)	March 19, 1995 vs. Norway (2-4 pk) Quarteira, Portugal: 3-3 Scurry Fawcett Overbeck Hamilton Roberts (Milbrett) Foudy Venturini Lilly-1 Hamm Gabarra-1 Akers-1
March 17, 1995 vs. Denmark Lagos, Portugal: 0-2 Scurry Fawcett Overbeck Hamilton Roberts Foudy Venturini (Lalor) Lilly Hamm Akers Gabarra (Manthei, Wilson)	March 16, 1995 vs. Portugal Portimao, Portugal: 3-0 Webber Fawcett Overbeck Wilson Staples (Lilly-1) Foudy (Lalor) Manthei Venturini (Hamilton) Milbrett-1 Akers (Hamm) Rafanelli (Gabarra-1)	March 14, 1995 vs. Finland Faro, Portugal: 2-0 Scurry Fawcett Overbeck Hamilton Roberts (Manthei) Hamm-1 Foudy Lilly-1 (Wilson) Venturini Gabarra (Lalor) Akers (Milbrett)	Feb. 24, 1995 vs. Denmark Orlando, Fla.: 7-0 Scurry Fawcett Overbeck Hamilton (Wilson) Roberts-1 Hamm-2 (Milbrett) Foudy (Lalor) Venturini Lilly-1 Gabarra (Manthei) Akers-3	Jan. 23, 1995 vs. Australia Phoenix, Ariz.: 4-1 Scurry Overbeck Hamilton Fawcett Foudy Lilly (Neaton) Roberts (Manthei) Akers (MacMillan) Gabarra-2 Milbrett (Wilson)	Jan. 20, 1995 vs. Australia (OG) Phoenix, Ariz.: 5-0 Scurry Overbeck Fawcett Staples Lilly Roberts Venturini-1 Foudy Gabarra-1 Akers-2 (Milbrett) Hamm (Rafanelli)
Aug. 21, 1994 vs. Canada * (OG) Montreal, Quebec: 6-0 Scurry Fawcett Overbeck Hamilton Roberts-1 Foudy-1 Venturini (Cromwell) Lilly Gabarra-1 Hamm-1 Rafanelli (Akers-Stahl-1)	Aug. 19, 1994 vs. Jamaica * Montreal, Quebec: 10-0 Scurry Fawcett Overbeck-2 Hamilton Roberts-1 Foudy Lalor Gabarra-1 (Cromwell) Rafanelli-1 Akers-Stahl-2 (Milbrett-1)	Aug. 17, 1994 vs. Trinidad & Tobago * Montreal, Quebec: 11-1 Scurry Staples Overbeck Hamilton Roberts (Cromwell-1) Venturini-2 Foudy Lilly-1 Gabarra-2 Hamm-4 Akers-Stahl-1 (Rafanelli)	Aug. 13, 1994 vs. Mexico * Montreal, Quebec: 9-0 Scurry Staples Overbeck Hamilton Lilly-2 Venturini-1 (Cromwell) Lalor-1 Roberts-1 Gabarra-1 Milbrett (Akers-Stahl-2)	Aug. 7, 1994 vs. Norway (OG) Worcester, Mass.: 4-1 Scurry Staples (Hamilton) Overbeck Fawcett (Lalor) Roberts Foudy Venturini Lilly Hamm-2 Gabarra (Rafanelli) Milbrett (Akers-Stahl-1, Cromwell)	Aug. 3, 1994 vs. China PR Piscataway, N.J.: 1-0 Staples Overbeck Fawcett Roberts Foudy-1 Venturini Lilly Hamm Gabarra (Rafanelli) Milbrett (Akers-Stahl)

ALL-TIME RESULTS AND LINEUPS

July 31, 1994 vs. Germany Fairfax, Va.: 2-1 Scurry Staples Overbeck Fawcett (Hamilton) Roberts (Milbrett) Foudy Venturini (Cromwell) Lilly Hamm-1 Gabarra Akers-Stahl-1 (Rafanelli)	April 17, 1994 vs. Canada Port of Spain, Trinidad: 3-0 Scurry Staples Overbeck Hamilton Foudy Venturini-1 (Lalor) Lilly Roberts Rafanelli Gabarra Akers-Stahl-1 (MacMillan-1)	April 14, 1994 vs. Canada San Fernando, Trinidad: 4-1 Scurry Hamilton (Staples) Overbeck McCarthy Foudy Venturini (Cromwell) Lilly Roberts (Lalor) Rafanelli Gabarra-2 (Tower) Akers-Stahl-2 (MacMillan)	April 10, 1994 vs. Trinidad & Tobago Scarborough, Tobago: 3-1 Mead Hamilton (McCarthy) Overbeck Cromwell (Staples) Roberts-1 Foudy-1 Lalor (Venturini) Lilly-1 Rafanelli Toliver (Walbert) MacMillan	March 20, 1994 vs. Norway Faro, Portugal: 0-1 Scurry Hamilton Overbeck Roberts (Cromwell) Hamm Lalor Foudy MacMillan Lilly Rafanelli (McCarthy) Gabarra (Akers-Stahl, Milbrett)	March 18, 1994 vs. Sweden VR de San Antonio, Portugal: 1-0 Scurry Hamilton Overbeck Roberts Hamm-1 Sanchez (Lalor) Foudy MacMillan Lilly Milbrett (Akers-Stahl, McCarthy) Gabarra (Rafanelli)
March 16, 1994 vs. Portugal Silves, Portugal: 5-0 Scurry McCarthy (Hamilton) Overbeck Roberts Hamm Sanchez (Cromwell) Foudy-1 Lilly-1 MacMillan (Rafanelli) Gabarra-2 (Lalor) Akers-Stahl (Milbrett-1)	Aug. 8, 1993 vs. Canada New Hyde Park, N.Y.: 1-0 Wyant Hamilton Overbeck Cromwell Fawcett-1 Venturini Foudy Lilly Hamm Gabarra Akers-Stahl	Aug. 6, 1993 vs. Trinidad & Tobago New Hyde Park, N.Y.: 9-0 Mead Cromwell Overbeck Hamilton Fawcett-1 (McCarthy) Foudy-1 Lilly-1 (Staples) Venturini-1 Hamm (Chastain) Gabarra-1 (Kaufman-1) Akers-Stahl-2 (Rafanelli-1)	Aug. 4, 1993 vs. New Zealand New Hyde Park, N.Y.: 3-0 Webber Overbeck Hamilton (Staples) Cromwell (Chastain) Fawcett Foudy Hamm (Kaufman) Venturini Lilly-1 Gabarra-1 (McCarthy) Akers-Stahl (Rafanelli-1)	July 17, 1993 vs. China PR Hamilton, Ont.: 1-2 Webber Springer Cromwell Hamilton (Staples) Venturini Lilly Egan Foudy-1 Hamm Milbrett Rafanelli	July 14, 1993 vs. Russia Hamilton, Ont.: 2-0 Webber Cromwell Conway (Milbrett) Springer Foudy Egan Venturini Hamilton-1 Hamm (Kramarz) Lilly-1 Rafanelli
July 12, 1993 vs. Chinese Taipei Hamilton, Ont.: 3-1 Webber Conway Cromwell Rafanelli (Staples) Hamilton Hamm-1 Milbrett Kramarz Lilly-1 (Springer) Egan Venturini-1	July 10, 1993 vs. Japan Hamilton, Ont.: 7-0 Webber Conway Cromwell Rafanelli-3 Hamilton (Lalor) Hamm-2 Milbrett Lilly-1 Lilly (Springer) Egan Venturini-1	July 7, 1993 vs. Australia Hamilton, Ont.: 6-0 Webber Conway (Springer) Cromwell Egan-1 (Milbrett) Hamilton Hamm-3 Kramarz Rafanelli-1 MacMillan Rafanelli-1 Venturini	June 21, 1993 vs. Canada Detroit, Mich.: 3-0 Webber (Mead) Cromwell Hamilton Staples (Berry) Fischer Venturini Fawcett-2 Rafanelli Gabarra Akers-Stahl-1 (Kramarz) Milbrett (Tower)	June 19, 1993 vs. Italy Columbus, Ohio: 1-0 Webber Staples (Cromwell) Overbeck Hamilton Fawcett Foudy Venturini Lilly Hamm-1 Gabarra Akers-Stahl	June 15, 1993 vs. Italy Mansfield, Ohio: 5-0 Webber Overbeck Hamilton (Rafanelli) Staples Fawcett Foudy Venturini-1 (Cromwell) Hamm-2 Gabarra-1 (Milbrett) Lilly-1 Akers-Stahl (Tower)
June 12, 1993 vs. Canada Cincinnati, Ohio: 7-0 Webber Fischer (Rafanelli-1) Overbeck Staples Cromwell Fawcett-1 Lilly-1 Venturini Hamm Gabarra-1 (Milbrett-1) Akers-Stahl-2 (Tower, Baumgardt)	April 10, 1993 vs. Germany Decatur, Ga.: 3-0 Harvey Overbeck Staples Cromwell (Hamilton, Kramarz) Foudy Lilly-2 Fawcett (Tower) Venturini-1 (Batista) Akers-Stahl Gabarra (Rafanelli)	April 7, 1993 vs. Germany Oakford, Pa.: 1-2 Webber (Wyant) Overbeck Staples Cromwell (Hamilton) Foudy Lilly Fawcett-1 Venturini (Rafanelli) Hamm Akers-Stahl Gabarra	March 14, 1993 vs. Germany Agai, Cyprus: 0-1 Webber (Harvey) Springer (Staples) Sanchez Ferguson (Cromwell) Egan (Lilly) Foudy Gabarra Fawcett Lalor (Venturini) Hamm Akers-Stahl	March 12, 1993 vs. Norway Agai, Cyprus: 0-1 Harvey Staples Springer Cromwell Lilly Foudy Gabarra (Rafanelli) Fawcett Lalor (Venturini) Hamm Akers-Stahl	March 11, 1993 vs. Denmark Agai, Cyprus: 2-0 Harvey Staples Springer Cromwell Lilly Foudy Gabarra (Milbrett) Fawcett Chastain Hamm-1 Akers-Stahl-1
Aug. 16, 1992 vs. Norway Great Britain, Conn.: 2-4 Harvey Poore Jones Sanchez Hamm (Lalor) Venturini Pickering (Strong) Billet (Smith) Milbrett-1 (Cunningham) Cassella-1 Rafanelli	Aug. 14, 1992 vs. Norway Guangzhou, Mass.: 1-3 Webber Ferguson (Poore) Springer Cromwell Berry Venturini Hamm-1 Pickering Rafanelli Milbrett (Smith) Cunningham (Cassella)	Nov. 30, 1991 vs. Norway ** Guangzhou, China: 2-1 Harvey Werden Biefeld Hamilton Foudy Lilly Higgins Hamm Heinrichs Akers-Stahl-2 Jennings	Nov. 27, 1991 vs. Germany ** Guangzhou, China: 5-2 Harvey Werden Hamilton Biefeld Foudy Lilly Hamm Higgins Heinrichs-2 Jennings-3 Akers-Stahl	Nov. 24, 1991 vs. Chinese Taipei ** Foshan, China: 7-0 Harvey Werden (Henry) Hamilton Foudy-1 Higgins Hamm Lilly Heinrichs (Belkin) Jennings Akers-Stahl-5	Nov. 21, 1991 vs. Japan Foshan, China: 3-0 Harvey Henry Werden Hamilton Belkin Chastain Foudy Bates Gebauer-1 Akers-Stahl-2 (Hamm) Jennings (Lilly)
Nov. 19, 1991 vs. Brazil ** Panyu, China: 5-0 Harvey Werden Hamilton Biefeld Higgins Hamm-1 Foudy Lilly (Belkin) Akers-Stahl-1 Jennings-1 Heinrichs-2 (Chastain)	Nov. 17, 1991 vs. Sweden ** Panyu, China: 3-2 Harvey Biefeld Werden Belkin Hamm-1 Higgins Foudy Lilly (Hamilton) Heinrichs Akers-Stahl Jennings-2	Oct. 12, 1991 vs. China PR Fairfax, Va.: 2-0 Werden Belkin Werden Foudy Higgins Lilly-1 Hamm Jennings (Chastain) Akers-Stahl-1 Heinrichs	Oct. 4, 1991 vs. China PR Oakford, Pa.: 1-2 Allmann Werden Henry Belkin (Hamilton) Biefeld Hamm (Bates) Lilly Higgins-1 Lilly-1 Hamm Akers-Stahl (Gebauer) Jennings	Sept. 1, 1991 vs. Norway Medford, Mass.: 1-2 Maslin-Kammerdeiner Werden Belkin Biefeld Foudy Bates Higgins Lilly-1 Lilly Jennings Chastain (Cromwell)	Aug. 30, 1991 vs. Norway New Britain, Conn.: 0-1 Maslin-Kammerdeiner Werden Belkin McCarthy (Henry) Foudy Bates (Chastain) Higgins Biefeld Lilly Jennings Hamm
Aug. 10, 1991 vs. China PR Anshan, China: 3-0 Maslin-Kammerdeiner Werden McCarthy Belkin Biefeld Foudy Lilly Higgins Gebauer (Hamm) Jennings Akers-Stahl-3 (Chastain)	Aug. 8, 1991 vs. China PR Yenji, China: 2-2 Maslin-Kammerdeiner Werden McCarthy Belkin Foudy Higgins Chastain (Hamm-1) Jennings (Gebauer) Akers-Stahl-1	Aug. 4, 1991 vs. China PR Changchun, China: 1-2 Maslin-Kammerdeiner Werden Biefeld McCarthy Belkin Foudy Lilly Higgins Hamm (Milbrett) Akers-Stahl-1 Jennings	June 5, 1991 vs. Denmark Odense, Denmark: 0-1 Maslin-Kammerdeiner Werden Belkin Biefeld Foudy Hamm (Chastain) Higgins Lilly Heinrichs (McCarthy) Jennings (Gebauer) Akers-Stahl	May 30, 1991 vs. Germany Kaiserslautern: 4-2 Maslin-Kammerdeiner Werden Belkin Biefeld Foudy Hamm Higgins Lilly Jennings-2 Akers-Stahl-2 Heinrichs	May 28, 1991 vs. Netherlands Vianen, Netherlands: 3-4 Allmann Werden Henry (McCarthy) Cromwell (Belkin) Bates Foudy Lilly-1 (Higgins) Hamm-1 (Biefeld) Chastain (Akers-Stahl) Gebauer (Heinrichs) Jennings-1

ALL-TIME RESULTS AND LINEUPS

May 25, 1991 vs. England Hirson, France: 3-1 Maslin-Kammerdeiner Werden Biefeld Belkin Higgins Hamm (McCarthy) Lilly Foudy Heinrichs-1 Akers-Stahl-1 Jennings-1	May 18, 1991 vs. France Lyons, France: 4-0 Maslin-Kammerdeiner Cromwell Heinrichs McCarthy Belkin-1 Hamm Higgins Lilly Jennings-2 (Gebauer) Heinrichs-2 Akers-Stahl-1	April 28, 1991 vs. Canada * Port-au-Prince, Haiti: 5-0 Maslin-Kammerdeiner Werden Biefeld Belkin Foudy Hamm (McCarthy) Higgins (Bates) Lilly-1 Jennings-2 Akers-Stahl-3 Heinrichs-1	April 25, 1991 vs. Haiti * Port-au-Prince, Haiti: 10-0 Maslin-Kammerdeiner Werden Belkin Biefeld-1 Hamm (McCarthy) Bates-2 Foudy Lilly-1 Jennings-2 Akers-Stahl-2 (Gebauer) Heinrichs-2	April 22, 1991 vs. Trinidad & Tobago * Port-au-Prince, Haiti: 10-0 Allmann Werden Sanchez Belkin Higgins (Cromwell) Lilly Hamm-2 Bates-1 Jennings-2 Gebauer-2 Akers-Stahl-2 (Chastain-1)	April 20, 1991 vs. Martinique * Port-au-Prince, Haiti: 12-0 Allmann Cromwell McCarthy Bates Biefeld-2 Higgins Foudy-1 Hamm-2 (Sanchez) Heinrichs-3 Akers-Stahl-2 (Chastain-1) Gebauer-1
April 18, 1991 vs. Mexico * Port-au-Prince, Haiti: 12-0 Maslin-Kammerdeiner Belkin Biefeld Werden Higgins Lilly Foudy Hamm-1 (McCarthy) Heinrichs-2 Akers-Stahl-2 (Chastain-5) Jennings-1	April 7, 1991 vs. USSR Varna, Bulgaria: 5-0 Maslin-Kammerdeiner Werden Biefeld Belkin Lilly-1 Foudy Higgins Hamm (McCarthy) Jennings (Bates) Heinrichs-1 Akers-Stahl-3	April 5, 1991 vs. France Varna, Bulgaria: 2-0 Allmann Werden Biefeld Belkin Hamm (McCarthy) Higgins Foudy Lilly-1 Jennings Heinrichs Akers-Stahl-1	April 3, 1991 vs. Hungary Varna, Bulgaria: 6-0 Maslin-Kammerdeiner Biefeld Cromwell Sanchez Lilly (Belkin) Foudy-2 Higgins Hamm Heinrichs-1 Jennings-1 Akers-Stahl (Gebauer-2)	April 2, 1991 vs. Bulgaria Varna, Bulgaria: 3-0 Allmann Werden McCarthy Sanchez Lilly Bates Higgins (Cromwell) Biefeld-1 Jennings (Hamm-1) Gebauer Akers-Stahl-1	April 1, 1991 vs. Yugoslavia Varna, Bulgaria: 8-0 Maslin-Kammerdeiner Biefeld Belkin Werden Lilly (Bates-1) Foudy Higgins-1 Hamm Heinrichs-2 Jennings Akers-Stahl-3 (Gebauer-1)
Aug. 11, 1990 vs. West Germany Blaine, Minn.: 3-0 Harvey Werden Hamilton Belkin Biefeld Foudy Lilly Higgins Jennings (Hamm) Akers-Stahl-2 Heinrichs-1	Aug. 9, 1990 vs. England Blaine, Minn.: 3-0 Harvey Werden Hamilton (Henry) Belkin Lilly (Bates) Higgins Foudy Biefeld Jennings (Gebauer) Akers-Stahl-2 (Hamm) Heinrichs-1 (Cole)	Aug. 5, 1990 vs. USSR Blaine, Minn.: 8-0 Harvey Werden Hamilton (Henry) Belkin Biefeld (Bates) Higgins-1 Foudy Lilly Jennings-1 (Hamm-2) Akers-Stahl-3 (Gebauer) Heinrichs-1	July 29, 1990 vs. Norway Winnipeg, Canada: 4-2 Allmann McCarthy Belkin Hamilton Biefeld Higgins Foudy Lilly Jennings-1 Akers-Stahl-1 Heinrichs-2	July 27, 1990 vs. Canada Winnipeg, Canada: 4-1 Gegg McCarthy Henry (c) Hellmuth Bates Higgins (Akers-Stahl) Foudy Lilly-1 (Jennings-1) Hamm-1 Gebauer-1 Cole	July 25, 1990 vs. Norway Winnipeg, Canada: 4-0 Allmann Henry (McCarthy) Hamilton Belkin Biefeld Lilly Foudy Jennings-1 Akers-Stahl-1 Heinrichs-1 (Hamm-1)
June 21, 1989 vs. Poland Sardinia, Italy: 0-0 Harvey Werden Biefeld Henry Hamilton Foudy Higgins Bates Heinrichs Jennings Gebauer (Hamm)	July 29, 1988 vs. France Rimini, Italy: 1-0 Maslin-Kammerdeiner Werden Hamilton S. Gordon (Biefeld) Irazzary Higgins Bates Foudy Gebauer-1 (Jennings) Lilly Hamm (Heinrichs)	July 27, 1988 vs. England Rimini, Italy: 0-2 Allmann (Maslin-Kammerdeiner) Werden Henry Hamilton Bates (Lilly) Belkin Higgins Biefeld Gebauer Gebauer (Hamm) Heinrichs	July 24, 1988 vs. Italy Rimini, Italy: 1-2 Allmann McCarthy Henry Hamilton Lilly Higgins Belkin Biefeld-1 Hamm Jennings Heinrichs	July 22, 1988 vs. West Germany Rimini, Italy: 2-1 Allmann Werden Henry Hamilton Lilly Higgins Belkin Biefeld Hamm (McCarthy) Jennings-2 Heinrichs	June 8, 1988 vs. Norway Panyu, China: 0-1 Allmann Henry McCarthy (McDermott) Hamilton Belkin Bates Higgins Biefeld Lilly Jennings Hamm
June 5, 1988 vs. Czechoslovakia Panyu, China: 0-0 Allmann Henry Hamilton Biefeld Higgins McCarthy Bates Belkin Hamm Gebauer (Werden) Lilly	June 3, 1988 vs. Japan Panyu, China: 1-1 Allmann Henry McCarthy Hamilton Bates (Chastain: Gebauer) Higgins Belkin-1 Hamm Akers-Stahl Jennings Lilly	June 1, 1988 vs. Chinese Taipei Panyu, China: 5-2 Allmann Henry-1 Hamilton Belkin Biefeld Higgins Bates-1 Hamm (Chastain) Akers-Stahl Jennings-3 Lilly (Gebauer)	Dec. 20, 1987 vs. Chinese Taipei Taipei, Taiwan: 1-2 Allmann McCarthy (Higgins) S. Gordon Henry Belkin Lilly Biefeld-1 Akers Heinrichs Jennings (Hamm) Gmitter	Dec. 19, 1987 vs. Canada Taipei, Taiwan: 4-0 Allmann McCarthy S. Gordon Henry (c) Akers-2 (Tomek) Biefeld Higgins Gmitter-1 Jennings (Gebauer-1) Hamm	Dec. 16, 1987 vs. Australia Taipei, Taiwan: 6-0 Wyant Henry-1 Belkin Hamilton Akers-1 Biefeld-1 (Gebauer) Lilly Jennings Heinrichs-2 (Hamm) Gmitter-1
Dec. 15, 1987 vs. New Zealand Taipei, Taiwan: 0-1 Allmann McCarthy Henry S. Gordon Lilly Bates Tomek Biefeld Heinrichs Gebauer (Jennings) Hamm (Akers)	Dec. 12, 1987 vs. Japan Taipei, Taiwan: 1-0 Allmann McCarthy Biefeld S. Gordon Lilly Higgins Biefeld Gebauer Gebauer (Hamm) Heinrichs	Aug. 13, 1987 vs. China PR Shenyang, China: 1-1 Allmann Bates Biefeld Belkin Hamilton Henry Jennings Higgins Lilly-1 (McCarthy) Hamm Heinrichs	Aug. 3, 1987 vs. China PR Tianjin, China: 2-0 Allmann Bates Biefeld Belkin Hamilton Henry Jennings-2 Higgins Hamm (McCarthy) Lilly Heinrichs	July 11, 1987 vs. Norway Blaine, Minn.: 0-1 S. Gordon Belkin S. Gordon Henry McCarthy Pickering (Higgins) Tomek (Bates) Akers Ridgewell (Gmitter) Boyer-Murdoch Heinrichs	July 9, 1987 vs. Sweden Blain, Minn.: 1-2 Allmann (Allmann) Belkin McCarthy Henry S. Gordon Akers Pickering (Higgins) Tomek (Bates) Gmitter Heinrichs-1 Jennings (Boyer-Murdoch)
July 7, 1987 vs. Canada Blaine, Minn.: 4-2 Szpara Belkin Henry (Ridgewell, Drambour) McCarthy Bates (Irazzary) Higgins (Boyer-Murdoch-1) Pickering Tomek Jennings-1 Akers Heinrichs-2	July 5, 1987 vs. Norway Blaine, Minn.: 3-0 Allmann Bates Drambour Henry McCarthy Belkin Pickering Akers Higgins-1 Heinrichs-2 Jennings Gmitter	July 26, 1986 vs. Italy Jesolo, Italy: 0-1 Szpara Drambour Henry Enos Belkin Pickering Tomek McDermott Akers Heinrichs Dunlap	July 25, 1986 vs. Brazil Jesolo, Italy: 3-1 Szpara Drambour Henry Enos Belkin Pickering Tomek Akers Heinrichs-1 (McDermott-2) Gmitter Dunlap	July 22, 1986 vs. Brazil Jesolo, Italy: 2-1 Szpara Drambour Henry Enos Belkin Pickering-1 Tomek McDermott Akers Heinrichs-1 Gmitter	July 20, 1986 vs. China PR Jesolo, Italy: 2-1 Szpara Drambour Henry Enos Belkin Pickering Tomek Akers Heinrichs-1 (McDermott-1) Gmitter Dunlap

ALL-TIME RESULTS AND LINEUPS / ALL-TIME HEAD COACHES

July 9, 1986 vs. Canada Blaine, Minn.: 1-2 Wyant Drambour Henry Enos Belkin Pickering Tomek Remer (McDermott) Cornell (Heinrichs) Akers (C. Gordon) Gmitter-1	July 7, 1986 vs. Canada Blaine, Minn.: 2-0 Wyant Drambour Henry Enos Belkin Pickering Tomek Remer (McDermott-1) Heinrichs Dunlap-1 (Cornell) Gmitter (C. Gordon)	Aug. 24, 1985 vs. Denmark Jesolo, Italy: 0-1 Wyant (Harker) Bender Gancitano Enos Buckely Henry Orrison (Bylin) McMurtry Boyer Baughman (Healy) C. Gordon	Aug. 23, 1985 vs. England Caorle, Italy: 1-3 Wyant (Harker) Orrison Bender Enos Henry Bylin Pickering (McMurtry) Healy Boyer C. Gordon Akers-1	Aug. 21, 1985 vs. Denmark Jesolo, Italy: 2-2 Wyant (Harker) Orrison Henry Enos Bender Boyer Bylin Pickering-1 C. Gordon McMurtry Akers-1	Aug. 18, 1985 vs. Italy Jesolo, Italy: 0-1 Wyant Orrison Bender (Gancitano) Enos Henry Boyer Bylin McMurtry C. Gordon Healy Ridgwell
---	--	---	--	--	--

U.S. Women's National Team All-Time Head Coaches

Years	Coach	G	W	L	T	Pct.
1985	Mike Ryan	4	0	3	1	.125
1986-1994	Anson Dorrance	92	65	22	5	.734
1994-1999	Tony DiCicco	121	105	8	8	.901
2000	Lauren Gregg (Interim)	3	2	0	1	.833
2000-2004	April Heinrichs	124	87	17	20	.782
2005-2007	Greg Ryan	55	45	1	9	.900
2008-2012	Pia Sundhage	107	91	6	10	.897
2012	Jill Ellis (Interim)	7	5	0	2	.857
2012-2014	Tom Sermanni	24	18	2	4	.833
2014-2019	Jill Ellis	125	101	7	17	.876
2019-2023	Vlatko Andonovski	65	51	5	9	.854
2023-2024	Twila Kilgore (Interim)	14	10	1	3	.821
2024	Emma Hayes	15	13	0	2	.933
39-Year Totals		756	593	72	91	.844

All-Time USWNT Head-to-Head Results

Argentina (6-0-0; GF 35, GA 1)

April 24, 1998	8-1 W	Fullerton, Calif.
April 26, 1998	7-0 W	San Jose, Calif.
Dec. 18, 2014	7-0 W	Brasilia, Brazil
Feb. 24, 2021	6-0 W	Orlando, Fla.
Feb. 23, 2024	4-0 W ©	Carson, Calif.
Oct. 30, 2024	3-0 W	Louisville, Ky.

Australia (29-1-5; GF 111, GA 32)

Dec. 16, 1987	6-0 W	Taipei, Taiwan
July 7, 1993	6-0 W	Hamilton, Canada
Jan. 20, 1995	5-0 W	Phoenix, Ariz.
Jan. 23, 1995	4-1 W	Phoenix, Ariz.
June 10, 1995	4-1 W **	Helsingborg, Sweden
Aug. 3, 1995	4-2 W	New Brunswick, N.J.
July 4, 1996	2-1 W	Tampa, Fla.
July 6, 1996	2-1 W	Pensacola, Fla.
Feb. 28, 1997	4-0 W	Melbourne, Australia
March 3, 1997	3-1 W	Bathurst, Australia
March 5, 1997	3-0 W	Canberra, Australia
June 5, 1997	9-1 W	Ambler, Pa.
June 3, 1999	4-0 W	Portland, Ore.
Jan. 13, 2000	3-1 W	Adelaide, Australia
June 11, 2000	1-0 W	Newcastle, Australia
Oct. 2, 2002	4-0 W	Cary, N.C.
July 21, 2004	3-1 W	Blaine, Minn.
Aug. 17, 2004	1-1 T ++	Thessaloniki, Greece
Oct. 16, 2005	0-0 T	Fullerton, Calif.
Oct. 31, 2006	2-0 W	Cheonan, South Korea
April 27, 2008	3-2 W	Cary, N.C.
May 3, 2008	5-4 W	Birmingham, Ala.
June 15, 2008	2-1 W	Suwon, South Korea
Sept. 16, 2012	2-1 W	Carson, Calif.
Sept. 19, 2012	6-2 W	Commerce City, Colo.
Oct. 20, 2013	4-0 W	San Antonio, Texas
June 8, 2015	3-1 W **	Winnipeg, Canada
July 27, 2017	0-1 L	Seattle, Washington
July 29, 2018	1-1 T	East Hartford, Conn.
April 4, 2019	5-3 W	Commerce City, Colo.
July 27, 2021	0-0 T ++	Kashima, Japan
Aug. 5, 2021	4-3 W ++	Kashima, Japan
Nov. 27, 2021	3-0 W	Sydney, Australia
Nov. 30, 2021	1-1 T	Newcastle, Australia
July 31, 2024	2-1 W ++	Marseille, France

Belgium (1-0-0; GF 6, GA 0)

April 7, 2019	6-0 W	Los Angeles, Calif.
---------------	-------	---------------------

Brazil (33-3-5; GF 90, GA 28)

July 22, 1986	2-1 W	Jesolo, Italy
Nov. 19, 1991	5-0 W **	Panyu, China
May 12, 1995	3-0 W	Tacoma, Wash.
May 14, 1995	4-1 W	Portland, Ore.
Jan. 16, 1996	3-2 W	Campinas, Brazil
Jan. 20, 1996	1-1 T (4-2 pk)	Campinas, Brazil
Dec. 11, 1997	2-1 W	Taubaté, Brazil
Dec. 13, 1997	0-1 L	São Paulo, Brazil
Sept. 20, 1998	3-0 W	Richmond, Va.
May 22, 1999	3-0 W	Orlando, Fla.
July 4, 1999	2-0 W **	Palo Alto, Calif.
Sept. 26, 1999	6-0 W	Denver, Colo.
Oct. 10, 1999	4-2 W	Louisville, Ky.
June 27, 2000	0-0 T	Foxborough, Mass.
July 3, 2000	1-0 W	Foxborough, Mass.
Sept. 1, 2000	4-0 W	San Jose, Calif.
Sept. 24, 2000	1-0 W ++	Canberra, Australia
July 13, 2003	1-0 W	New Orleans, La.
April 24, 2004	5-1 W	Birmingham, Ala.
Aug. 14, 2004	2-0 W ++	Thessaloniki, Greece
Aug. 26, 2004	2-1 W (ot) ++	Athens, Greece
June 23, 2007	2-0 W	East Rutherford, N.J.
Sept. 27, 2007	0-4 L **	Hangzhou, China
June 17, 2008	1-0 W	Suwon, South Korea
July 13, 2008	1-0 W	Commerce City, Colo.
July 16, 2008	1-0 W	San Diego, Calif.
Aug. 21, 2008	1-0 W (ot) ++	Beijing, China
July 10, 2011	2-2 T (ot) (5-3 pk) **	Dresden, Germany
April 3, 2012	3-0 W	Chiba, Japan
Nov. 10, 2013	4-1 W	Orlando, Fla.
Dec. 14, 2014	2-3 L	Brasilia, Brazil
Dec. 21, 2014	0-0 T	Brasilia, Brazil
Oct. 21, 2015	1-1 T	Seattle, Wash.
Oct. 25, 2015	3-1 W	Orlando, Fla.
July 30, 2017	4-3 W	San Diego, Calif.
Aug. 2, 2018	4-1 W	Bridgeview, Ill.
March 5, 2019	1-0 W	Tampa, Fla.
Feb. 21, 2021	2-0 W	Orlando, Fla.
Feb. 22, 2023	2-1 W	Frisco, Texas
March 10, 2024	1-0 W ©	San Diego, Calif.
Aug. 10, 2024	1-0 W ++	Paris, France

ALL-TIME HEAD-TO-HEAD RESULTS

Bulgaria (1-0-0; GF 3, GA 0)

April 2, 1991 3-0 W Varna, Bulgaria

Canada (53-4-9; GF 188, GA 44)

July 7, 1986 2-0 W Blaine, Minn.
 July 9, 1986 1-2 L Blaine, Minn.
 July 7, 1987 4-2 W Blaine, Minn.
 Dec. 19, 1987 4-0 W Taipei, Taiwan
 July 27, 1990 4-1 W Winnipeg, Canada
 April 28, 1991 5-0 W * Port-au-Prince, Haiti
 June 12, 1993 7-0 W Cincinnati, Ohio
 June 21, 1993 3-0 W Pontiac, Mich.
 Aug. 8, 1993 1-0 W New Hyde Park, N.Y.
 April 14, 1994 4-1 W San Fernando, Trinidad
 April 17, 1994 3-0 W Port of Spain, Trinidad
 Aug. 21, 1994 6-0 W * Montreal, Canada
 April 12, 1995 5-0 W St. Maur, France
 May 19, 1995 9-1 W Dallas, Texas
 May 22, 1995 2-1 W Edmonton, Canada
 May 12, 1996 6-0 W Worcester, Mass.
 May 31, 1997 4-0 W New Britain, Conn.
 Aug. 2, 1998 4-0 W Orlando, Fla.
 June 6, 1999 4-2 W Portland, Ore.
 May 7, 2000 4-0 W Portland, Ore.
 June 2, 2000 9-1 W Sydney, Australia
 July 1, 2000 4-1 W Louisville, Ky.
 Aug. 20, 2000 1-1 T Kansas City, Mo.
 Nov. 11, 2000 1-3 L Columbus, Ohio
 March 11, 2001 0-3 L Lagos, Portugal
 June 30, 2001 2-2 T Toronto, Canada
 July 3, 2001 1-0 W Blaine, Minn.
 Nov. 9, 2002 2-1 W (ot) * Pasadena, Calif.
 March 14, 2003 1-1 T Olhao, Portugal
 April 26, 2003 6-1 W Washington, D.C.
 Oct. 11, 2003 3-1 W ** Carson, Calif.
 Feb. 3, 2004 2-0 W Shenzhen, China
 July 3, 2004 1-0 W Nashville, Tenn.
 June 26, 2005 2-0 W Virginia Beach, Va.
 July 30, 2006 2-0 W Cary, N.C.
 Nov. 4, 2006 1-0 W Seoul, South Korea
 Nov. 26, 2006 2-1 W (ot) * Carson, Calif.
 May 12, 2007 6-2 W Frisco, Texas
 Jan. 16, 2008 4-0 W Guangzhou, China
 April 12, 2008 1-1 T + Ciudad Juarez, Mexico (6-5 pk)
 May 10, 2008 6-0 W Washington, D.C.
 June 21, 2008 1-0 W Suwon, South Korea
 Aug. 15, 2008 2-1 W (ot) ++ Shanghai, China
 May 25, 2009 4-0 W Toronto, Canada
 July 19, 2009 1-0 W Rochester, N.Y.
 July 22, 2009 1-0 W Charleston, S.C.
 Jan. 23, 2011 2-1 W Chongqing, China
 Sept. 17, 2011 1-1 T Kansas City, Kan.
 Sept. 22, 2011 3-0 W Portland, Ore.
 Jan. 29, 2012 4-0 W + Vancouver, Canada
 June 30, 2012 2-1 W Sandy, Utah
 Aug. 6, 2012 4-3 W (ot) ++ Manchester, England
 June 2, 2013 3-0 W Toronto, Canada
 Jan. 31, 2014 1-0 W Frisco, Texas
 May 8, 2014 1-1 T Winnipeg, Canada
 Feb. 21, 2016 2-0 W + Houston, Texas
 Nov. 9, 2017 1-1 T Vancouver, Canada
 Nov. 12, 2017 3-1 W San Jose, California
 Oct. 17, 2018 2-0 W * Frisco, Texas
 Feb. 9, 2020 3-0 W + Carson, Calif.
 Feb. 18, 2021 1-0 W Orlando, Fla.
 Aug. 2, 2021 0-1 L ++ Kashima, Japan
 July 18, 2022 1-0 W * + Monterrey, Mexico
 Feb. 16, 2023 2-0 W Orlando, Fla.
 March 6, 2024 2-2 T (ot) (3-1 PKs) © San Diego, Calif.
 April 9, 2024 2-2 T (5-4 PKs) Columbus, Ohio

Chile (3-0-0; GF 10, GA 0)

Aug. 31, 2018 3-0 W Carson, Calif.
 Sept. 4, 2018 4-0 W San Jose, Calif.
 June 16, 2019 3-0 W ** Paris, France

China PR (38-9-13; GF 104, GA 38)

July 20, 1986 2-1 W Jesolo, Italy
 Aug. 3, 1987 2-0 W Tianjin, China
 Aug. 13, 1987 1-1 T Shenyang, China
 Aug. 4, 1991 1-2 L Changchun, China
 Aug. 8, 1991 2-2 T Yantai, China
 Aug. 10, 1991 3-0 W Anshan, China
 Oct. 4, 1991 1-2 L Oakford, Pa.
 Oct. 12, 1991 2-0 W Fairfax, Va.
 July 17, 1993 1-2 L Hamilton, Canada
 Aug. 3, 1994 1-0 W Piscataway, N.J.
 June 6, 1995 3-3 T ** Gavle, Sweden
 June 17, 1995 2-0 W ** Gavle, Sweden
 May 18, 1996 1-0 W Washington, D.C.
 July 25, 1996 0-0 T ++ Miami, Fla.
 Aug. 1, 1996 2-1 W ++ Athens, Ga.
 Jan. 21, 1998 0-0 T Guangzhou, China
 March 17, 1998 4-1 W Loulé, Portugal
 July 27, 1998 2-0 W Long Island, N.Y.
 March 20, 1999 1-2 L Loulé, Portugal
 April 22, 1999 2-1 W Hershey, Pa.
 April 25, 1999 1-2 L East Rutherford, N.J.
 July 10, 1999 0-0 T ** (5-4 pk) Pasadena, Calif.
 May 31, 2000 0-1 L Canberra, Australia
 July 19, 2000 1-1 T Göttingen, Germany
 Sept. 17, 2000 1-1 T ++ Melbourne, Australia
 Jan. 11, 2001 0-1 L Panyu, China
 Jan. 14, 2001 1-1 T (3-4 pk) Hangzhou, China
 July 27, 2002 2-0 W Guangzhou, China
 Jan. 26, 2003 0-2 L Wuhan, China
 March 20, 2003 2-0 W Loulé, Portugal
 Feb. 1, 2004 0-0 T Shenzhen, China
 Aug. 1, 2004 3-1 W East Hartford, Conn.
 Jan. 22, 2006 2-0 W Guangzhou, China
 March 9, 2006 0-0 T Faro, Portugal
 Aug. 27, 2006 4-1 W Bridgeview, Ill.
 Jan. 30, 2007 2-0 W Guangzhou, China
 March 7, 2007 2-1 W Silves, Portugal
 June 16, 2007 2-0 W Cleveland, Ohio
 Jan. 20, 2008 1-0 W Guangzhou, China
 March 5, 2008 4-0 W Albufeira, Portugal
 Dec. 13, 2008 1-0 W Carson, Calif.
 Dec. 17, 2008 1-0 W Detroit, Mich.
 Oct. 2, 2010 2-1 W Kennesaw, Ga.
 Oct. 6, 2010 1-1 T Chester, Pa.
 Jan. 25, 2011 2-0 W Chongqing, China
 May 27, 2012 4-1 W Chester, Pa.
 Dec. 8, 2012 2-0 W Detroit, Mich.
 Dec. 12, 2012 4-0 W Houston, Texas
 Dec. 15, 2012 4-1 W Boca Raton, Fla.
 March 8, 2013 5-0 W Albufeira, Portugal
 April 6, 2014 2-0 W Commerce City, Colo.
 April 10, 2014 3-0 W San Diego, Calif.
 Dec. 10, 2014 1-1 T Brasília, Brazil
 June 26, 2015 1-0 W ** Ottawa, Canada
 Dec. 13, 2015 2-0 W Glendale, Ariz.
 Dec. 16, 2015 0-1 L New Orleans, La.
 June 7, 2018 1-0 W Sandy, Utah
 June 12, 2018 2-1 W Cleveland, Ohio
 Dec. 2, 2023 3-0 W Ft. Lauderdale, Fla.
 Dec. 5, 2023 2-1 W Frisco, Texas

Chinese Taipei (4-1-0; GF 30, GA 3)

Dec. 20, 1987 1-2 L Taipei, Taiwan
 Nov. 24, 1991 7-0 W ** Foshan, China
 July 12, 1993 3-1 W Hamilton, Canada
 July 30, 1995 9-0 W New Britain, Conn.
 Oct. 1, 2006 10-0 W Carson, Calif.

Colombia (11-0-2; GF 41, GA 2)

July 2, 2011	3-0 W **	Sinsheim, Germany
July 28, 2012	3-0 W ++	Glasgow, Scotland
June 22, 2015	2-0 W **	Edmonton, Canada
April 6, 2016	7-0 W	East Hartford, Conn.
April 10, 2016	3-0 W	Chester, Penn.
Aug. 9, 2016	2-2 T ++	Manaus, Brazil
Jan. 18, 2021	4-0 W	Orlando, Fla.
Jan. 22, 2021	6-0 W	Orlando, Fla.
June 25, 2022	3-0 W	Commerce City, Colo.
June 28, 2022	2-0 W	Sandy, Utah
Oct. 26, 2023	0-0 T	Sandy, Utah
Oct. 29, 2023	3-0 W	San Diego, Calif.
March 2, 2024	3-0 W ©	Los Angeles, Calif.

Costa Rica (17-0-1; GF 90, GA 2)

June 25, 2000	8-0 W	Louisville, Ky.
Nov. 6, 2002	7-0 W *	Seattle, Wash.
Sept. 1, 2003	5-0 W	Carson, Calif.
March 3, 2004	4-0 W +	San Jose, Costa Rica
April 9, 2008	3-0 W +	Ciudad Juarez, Mexico
Nov. 1, 2010	4-0 W *	Cancun, Mexico
Nov. 8, 2010	3-0 W *	Cancun, Mexico
Jan. 27, 2012	3-0 W +	Vancouver, Canada
Sept. 1, 2012	8-0 W	Rochester, N.Y.
Oct. 26, 2014	6-0 W *	Chester, Pa.
Aug. 16, 2015	8-0 W	Pittsburgh, Pa.
Aug. 19, 2015	7-2 W	Chattanooga, Tenn.
Feb. 10, 2016	5-0 W +	Frisco, Texas
July 22, 2016	4-0 W	Kansas City, Kan.
Nov. 10, 2019	6-0 W	Jacksonville, Fla.
Feb. 3, 2020	6-0 W +	Houston, Texas
July 14, 2022	3-0 W*+	Monterrey, Mexico
July 16, 2024	0-0 T	Washington, D.C.

Czechoslovakia (0-0-1; GF 0, GA 0)

June 5, 1988	0-0 T	Panyu, China
--------------	-------	--------------

Czech Republic (1-0-1; GF 8, GA 1)

Jan. 7, 2000	8-1 W	Melbourne, Australia
Feb. 17, 2022	0-0 T	Carson, Calif.

Denmark (17-5-3; GF 63, GA 22)

Aug. 21, 1985	2-2 T	Jesolo, Italy
Aug. 24, 1985	0-1 L	Jesolo, Italy
June 5, 1991	0-1 L	Odense, Denmark
March 11, 1993	2-0 W	Agai, Cyprus
Feb. 24, 1995	7-0 W	Orlando, Fla.
March 17, 1995	0-2 L	Lagos, Portugal
June 8, 1995	2-0 W **	Gavle, Sweden
Feb. 10, 1996	2-1 W	Orlando, Fla.
July 21, 1996	3-0 W ++	Orlando, Fla.
July 25, 1998	5-0 W	Long Island, N.Y.
June 19, 1999	3-0 W **	East Rutherford, N.J.
March 14, 2000	2-1 W	Faro, Portugal
March 7, 2002	3-2 W	Albufeira, Portugal
March 16, 2004	1-0 W	Quarteira, Portugal
Nov. 3, 2004	1-1 T	East Rutherford, N.J.
Nov. 6, 2004	1-3 L	Philadelphia, Pa.
March 13, 2005	4-0 W	Vila Real de San Antonio, Portugal
March 11, 2006	5-0 W	Quarteira, Portugal
Oct. 29, 2006	1-1 T	Gimhae, South Korea
March 14, 2007	2-0 W	Vila Real de San Antonio, Portugal
March 12, 2008	2-1 W	Vila Real de San Antonio, Portugal
March 4, 2009	2-0 W	Lagos, Portugal
Feb. 29, 2012	5-0 W	Lagos, Portugal
March 10, 2014	3-5 L	Albufeira, Portugal
Jan. 21, 2018	5-1 W	San Diego, Calif.

Dominican Republic (2-0-0; GF 19, GA 0)

Jan. 20, 2012	14-0 W +	Vancouver, Canada
Feb. 20, 2024	5-0 W ©	Carson, Calif.

England (12-5-3; GF 41, GA 15)

Aug. 23, 1985	1-3 L	Caorle, Italy
July 27, 1988	0-2 L	Rimini, Italy
Aug. 9, 1990	3-0 W	Blaine, Minn.
May 25, 1991	3-1 W	Hirson, France
May 9, 1997	5-0 W	San Jose, Calif.
May 11, 1997	6-0 W	Portland, Ore.
March 3, 2002	2-0 W	Ferreiras, Portugal
May 17, 2003	6-0 W	Birmingham, Ala.
Jan. 28, 2007	1-1 T	Guangzhou, China
Sept. 22, 2007	3-0 W **	Tianjin, China
April 2, 2011	1-2 L	London, England
Feb. 13, 2015	1-0 W	Milton Keynes, England
March 3, 2016	1-0 W	Tampa, Fla.
March 4, 2017	0-1 L	Harrison, N.J.
March 7, 2018	1-0 W	Orlando, Fla.
March 2, 2019	2-2 T	Nashville, Tenn.
July 2, 2019	2-1 W**	Lyon, France
March 3, 2020	2-0 W	Orlando, Fla.
Oct. 7, 2022	1-2 L	London, England
Nov. 20, 2024	0-0 T	London, England

Finland (14-0-0; GF 46, GA 2)

March 14, 1995	2-0 W	Faro, Portugal
April 28, 1995	2-0 W	Decatur, Ga.
April 30, 1995	6-0 W	Davidson, N.C.
March 15, 1998	2-0 W	Olhão, Portugal
Feb. 24, 1999	3-1 W	Orlando, Fla.
Feb. 27, 1999	2-0 W	Tampa, Fla.
March 16, 1999	4-0 W	Quarteira, Portugal
Oct. 7, 1999	6-0 W	Kansas City, Mo.
April 27, 2002	3-0 W	San Jose, Calif.
March 11, 2005	3-0 W	Guia, Portugal
March 9, 2007	1-0 W	Ferreiras, Portugal
Aug. 25, 2007	4-0 W	Carson, Calif.
Jan. 18, 2008	4-1 W	Guangzhou, China
March 7, 2011	4-0 W	Quarteira, Portugal

France (19-3-3; GF 58, GA 23)

July 29, 1988	1-0 W	Rimini, Italy
April 5, 1991	2-0 W	Varna, Bulgaria
May 18, 1991	4-0 W	Lyon, France
April 15, 1995	3-0 W	Strasbourg, France
April 26, 1996	4-1 W	St. Louis, Mo.
April 28, 1996	8-2 W	Indianapolis, Ind.
April 24, 1997	4-2 W	Greensboro, N.C.
April 27, 1997	2-1 W	Tampa, Fla.
March 14, 2004	5-1 W	Ferreiras, Portugal
March 9, 2005	1-0 W	Ferreiras, Portugal
Jan. 20, 2006	0-0 T	Guangzhou, China
March 13, 2006	4-1 W	Faro, Portugal
July 13, 2011	3-1 W **	Monchengladbach, Germany
July 25, 2012	4-2 W ++	Glasgow, Scotland
June 14, 2014	1-0 W	Tampa, Fla.
June 19, 2014	2-2 T	East Hartford, Conn.
Feb. 8, 2015	0-2 L	Lorient, France
March 11, 2015	2-0 W	Faro, Portugal
March 6, 2016	1-0 W	Nashville, Tenn.
Aug. 6, 2016	1-0 W ++	Belo Horizonte, Brazil
March 7, 2017	0-3 L	Washington D.C.
March 4, 2018	1-1 T	Harrison, N.J.
Jan. 19, 2019	1-3 L	Le Havre, France
June 28, 2019	2-1 W**	Paris, France
April 13, 2021	2-0 W	Le Havre, France

ALL-TIME HEAD-TO-HEAD RESULTS

Germany (25-5-7; GF 74, GA 34)

May 30, 1991	4-2 W	Kaiserslautern, Germany
Nov. 27, 1991	5-2 W **	Guangzhou, China
March 14, 1993	0-1 L	Agai, Cyprus
April 7, 1993	1-2 L	Oakford, Pa.
April 10, 1993	3-0 W	Decatur, Ga.
July 31, 1994	2-1 W	Fairfax, Va.
March 14, 1996	6-0 W	Decatur, Ga.
March 16, 1996	2-0 W	Davidson, N.C.
Oct. 9, 1997	1-3 L	Duisburg, Germany
Oct. 12, 1997	3-0 W	Salzgitter, Germany
June 25, 1998	1-1 T	St. Louis, Mo.
June 28, 1998	4-2 W	Chicago, Ill.
July 1, 1999	3-2 W **	Landover, Md.
July 22, 2000	1-0 W	Braunschweig, Germany
Sept. 9, 2001	4-1 W	Chicago, Ill.
Jan. 25, 2002	0-0 T	Panyu, China
Jan. 29, 2003	1-0 W	Shanghai, China
Oct. 5, 2003	0-3 L **	Portland, Ore.
Aug. 23, 2004	2-1 W (ot) ++	Heraklio, Greece
March 15, 2005	1-0 W	Faro, Portugal
March 15, 2006	0-0 T (3-4 pk)	Faro, Portugal
Jan. 26, 2007	0-0 T	Guangzhou, China
Oct. 29, 2009	1-0 W	Augsburg, Germany
March 3, 2010	3-2 W	Faro, Portugal
May 22, 2010	4-0 W	Cleveland, Ohio
Oct. 20, 2012	1-1 T	Bridgeview, Ill.
Oct. 23, 2012	2-2 T	East Hartford, Conn.
March 13, 2013	2-0 W	Faro, Portugal
April 5, 2013	3-3 T	Offenbach, Germany
June 30, 2015	2-0 W **	Montreal, Canada
March 9, 2016	2-1 W	Boca Raton, Fla.
March 1, 2017	1-0 W	Chester, Pa.
March 1, 2018	1-0 W	Columbus, Ohio
Nov. 10, 2022	1-2 L	Ft. Lauderdale, Fla.
Nov. 13, 2022	2-1 W	Harrison, N.J.
July 28, 2024	4-1 W ++	Marseille, France
Aug. 6, 2024	1-0 W ++	Lyon, France

Greece (1-0-0; GF 3, GA 0)

Aug. 11, 2004	3-0 W ++	Heraklio, Greece
---------------	----------	------------------

Guatemala (3-0-0; GF 27, GA 0)

Oct. 30, 2010	9-0 W *	Cancun, Mexico
Jan. 22, 2012	13-0 W +	Vancouver, Canada
Oct. 17, 2014	5-0 W *	Bridgeview, Ill.

Haiti (8-0-0; GF 49, GA 0)

April 25, 1991	10-0 W *	Port-au-Prince, Haiti
Feb. 27, 2004	8-0 W +	Heredia, Costa Rica
Oct. 28, 2010	5-0 W *	Cancun, Mexico
Oct. 20, 2014	6-0 W *	Washington, D.C.
Sept. 17, 2015	5-0 W	Detroit, Mich.
Sept. 20, 2015	8-0 W	Birmingham, Ala.
Jan. 28, 2020	4-0 W +	Houston, Texas
July 4, 2022	3-0 W *+	Monterrey, Mexico

Hungary (1-0-0; GF 6, GA 0)

April 3, 1991	6-0 W	Varna, Bulgaria
---------------	-------	-----------------

Iceland (15-0-2; GF 49, GA 8)

May 8, 1998	6-0 W	Indianapolis, Ind.
May 10, 1998	1-0 W	Bethlehem, Pa.
April 5, 2000	8-0 W	Davidson, N.C.
April 8, 2000	0-0 T	Charlotte, N.C.
Feb. 16, 2003	1-0 W	Charleston, S.C.
Sept. 25, 2004	4-3 W	Rochester, N.Y.
Sept. 29, 2004	3-0 W	Pittsburgh, Pa.
July 24, 2005	3-0 W	Carson, Calif.
Oct. 8, 2006	2-1 W	Richmond, Va.
March 6, 2009	1-0 W	Ferreiras, Portugal
Feb. 24, 2010	2-0 W	Vila Real de San Antonio, Portugal
March 9, 2011	4-2 W	Faro, Portugal
March 6, 2013	3-0 W	Albufeira, Portugal
March 9, 2015	0-0 T	Lagos, Portugal
Feb. 23, 2022	5-0 W	Frisco, Texas
Oct. 24, 2024	3-1 W	Austin, Texas
Oct. 27, 2024	3-1 W	Nashville, Tenn

Ireland (15-0-0; GF 51, GA 1)

Sept. 4, 1999	5-0 W	Foxborough, Mass.
June 14, 2003	5-0 W	Salt Lake City, Utah
Oct. 20, 2004	5-1 W	Chicago, Ill.
Oct. 23, 2004	5-0 W	Houston, Texas
July 23, 2006	5-0 W	San Diego, Calif.
Sept. 13, 2008	2-0 W	Philadelphia, Pa.
Sept. 17, 2008	1-0 W	East Rutherford, N.J.
Sept. 20, 2008	2-0 W	Bridgeview, Ill.
Nov. 28, 2012	5-0 W	Portland, Ore.
Dec. 1, 2012	2-0 W	Glendale, Ariz.
May 10, 2015	3-0 W	San Jose, Calif.
Jan. 23, 2016	5-0 W	San Diego, Calif.
Aug. 3, 2019	3-0 W	Pasadena, Calif.
April 8, 2023	2-0 W	Austin, Texas
April 11, 2023	1-0 W	St. Louis, Mo.

Italy (10-4-1; GF 28, GA 8)

Aug. 18, 1985	0-1 L	Jesolo, Italy
July 26, 1986	0-1 L	Jesolo, Italy
July 24, 1988	1-2 L	Rimini, Italy
June 15, 1993	5-0 W	Mansfield, Ohio
June 19, 1993	1-0 W	Columbus, Ohio
April 11, 1995	3-0 W	Poissy, France
June 8, 1997	2-0 W	Washington, D.C.
July 7, 2000	4-1 W	Central Islip, N.Y.
March 7, 2001	0-1 L	Rieti, Italy
Oct. 6, 2002	4-0 W	Cary, N.C.
Oct. 22, 2003	2-2 T	Kansas City, Mo.
March 7, 2008	2-0 W	Alvor, Portugal
June 19, 2008	2-0 W	Suwon, South Korea
Nov. 20, 2010	1-0 W *	Padova, Italy
Nov. 27, 2010	1-0 W *	Bridgeview, Ill.

Jamaica (5-0-0; GF 31, GA 0)

Aug. 19, 1994	10-0 W *	Montreal, Canada
April 4, 2008	6-0 W +	Ciudad Juarez, Mexico
Oct. 14, 2018	6-0 W *	Frisco, Texas
June 13, 2021	4-0 W	Houston, Texas
July 7, 2022	5-0 W *+	Monterrey, Mexico

Japan (32-1-8; GF 113, GA 31)

July 25, 1986	3-1 W	Jesolo, Italy
Dec. 12, 1987	1-0 W	Taipei, Taiwan
June 1, 1988	5-2 W	Panyu, China
Nov. 21, 1991	3-0 W **	Foshan, China
July 10, 1993	7-0 W	Hamilton, Canada
June 13, 1995	4-0 W **	Gavle, Sweden
May 16, 1996	4-0 W	Horsham, Pa.
May 17, 1998	2-1 W	Tokyo, Japan
May 21, 1998	2-0 W	Kobe, Japan
May 24, 1998	3-0 W	Yokohama, Japan
April 29, 1999	9-0 W	Charlotte, N.C.
May 2, 1999	7-0 W	Atlanta, Ga.
June 8, 2000	4-1 W	Newcastle, Australia
Dec. 17, 2000	1-1 T	Phoenix, Ariz.
Jan. 12, 2003	0-0 T	San Diego, Calif.

ALL-TIME HEAD-TO-HEAD RESULTS

June 6, 2004	1-1 T	Louisville, Ky.
Aug. 20, 2004	2-1 W ++	Thessaloniki, Greece
May 7, 2006	3-1 W	Kumamoto, Japan
May 9, 2006	1-0 W	Osaka, Japan
July 28, 2007	4-1 W	San Jose, Calif.
Aug. 9, 2008	1-0 W ++	Qinhuandao, China
Aug. 18, 2008	4-2 W ++	Beijing, China
March 2, 2011	2-1 W	Vila Real de San Antonio, Portugal
May 14, 2011	2-0 W	Columbus, Ohio
May 18, 2011	2-0 W	Cary, N.C.
July 17, 2011	2-2 T (ot) (1-3 pk) **	Frankfurt, Germany
March 5, 2012	0-1 L	Faro, Portugal
April 1, 2012	1-1 T	Sendai, Japan
June 16, 2012	4-1 W	Halmstad, Sweden
Aug. 9, 2012	2-1 W ++	London, England
March 5, 2014	1-1 T	Parchal, Portugal
July 5, 2015	5-2 W **	Vancouver, Canada
June 2, 2016	3-3 T	Commerce City, Colo.
June 5, 2016	2-0 W	Cleveland, Ohio
Aug. 3, 2017	3-0 W	Carson, Calif.
July 26, 2018	4-2 W	Kansas City, Kan.
Feb. 27, 2019	2-2 T	Chester, Pa.
March 11, 2020	3-1 W	Nashville, Tenn.
Feb. 19, 2023	1-0 W	Nashville, Tenn.
April 6, 2024	2-1 W	Atlanta, Ga.
Aug. 3, 2024	1-0 W ++	Paris, France

Korea DPR (5-0-1; GF 14, GA 2)

June 27, 1999	3-0 W **	Foxborough, Mass.
Sept. 28, 2003	3-0 W **	Columbus, Ohio
Sept. 11, 2007	2-2 T **	Chengdu, China
June 28, 2011	2-0 W **	Dresden, Germany
July 31, 2012	1-0 W ++	Manchester, England
March 12, 2014	3-0 W	Parchal, Portugal

Korea Republic (13-0-4; GF 56, GA 5)

May 2, 1997	7-0 W	Milwaukee, Wis.
May 4, 1997	6-1 W	St. Charles, Ill.
Oct. 3, 1999	5-0 W	Columbus, Ohio
Nov. 1, 2008	3-1 W	Richmond, Va.
Nov. 5, 2008	0-0 T	Cincinnati, Ohio
Nov. 8, 2008	1-0 W	Tampa, Fla.
June 15, 2013	4-1 W	Foxborough, Mass.
June 20, 2013	5-0 W	Harrison, N.J.
May 30, 2015	0-0 T	Harrison, N.J.
Oct. 19, 2017	3-1 W	New Orleans, La.
Oct. 22, 2017	6-0 W	Cary, N.C.
Oct. 3, 2019	2-0 W	Charlotte, N.C.
Oct. 6, 2019	1-1 T	Chicago, Ill.
Oct. 21, 2021	0-0 T	Kansas City, Kan.
Oct. 26, 2021	6-0 W	St. Paul, Minn.
June 1, 2024	4-0 W	Commerce City, Colo.
June 4, 2024	3-0 W	St. Paul, Minn.

Martinique (1-0-0; GF 12, GA 0)

April 20, 1991	12-0 W *	Port-au-Prince, Haiti
----------------	----------	-----------------------

Mexico (41-2-1; GF 173, GA 16)

April 18, 1991	12-0 W *	Port-au-Prince, Haiti
Aug. 13, 1994	9-0 W *	Montreal, Canada
Sept. 12, 1998	9-0 W	Foxborough, Mass.
March 28, 1999	3-0 W	Pasadena, Calif.
May 5, 2000	8-0 W	Portland, Ore.
Dec. 10, 2000	3-2 W	Houston, Texas
Jan. 12, 2002	7-0 W	Charleston, S.C.
Oct. 27, 2002	3-0 W *	Pasadena, Calif.
Sept. 7, 2003	5-0 W	San Jose, Calif.
Nov. 2, 2003	3-1 W	Dallas, Texas
Feb. 29, 2004	2-0 W +	San Jose, Costa Rica
March 5, 2004	3-2 W +	Heredia, Costa Rica
May 9, 2004	3-0 W	Albuquerque, N.M.
Oct. 16, 2004	1-0 W	Kansas City, Mo.
Dec. 8, 2004	5-0 W	Carson, Calif.
Oct. 23, 2005	3-0 W	Charleston, S.C.
Sept. 13, 2006	3-1 W	Rochester, N.Y.
Nov. 22, 2006	2-0 W *	Carson, Calif.

April 14, 2007	5-0 W	Foxborough, Mass.
Oct. 13, 2007	5-1 W	St. Louis, Mo.
Oct. 17, 2007	4-0 W	Portland, Ore.
Oct. 20, 2007	1-1 T	Albuquerque, N.M.
April 6, 2008	3-1 W +	Ciudad Juarez, Mexico
March 28, 2010	3-0 W	San Diego, Calif.
March 31, 2010	1-0 W	Sandy, Utah
Nov. 5, 2010	1-2 L *	Cancun, Mexico
June 5, 2011	1-0 W	Harrison, N.J.
Jan. 24, 2012	4-0 W +	Vancouver, Canada
Sept. 3, 2013	7-0 W	Washington, D.C.
Sept. 13, 2014	8-0 W	Salt Lake City, Utah
Sept. 18, 2014	4-0 W	Rochester, N.Y.
Oct. 24, 2014	3-0 W *	Chester, Pa.
May 17, 2015	5-1 W	Carson, Calif.
Feb. 13, 2016	1-0 W	Frisco, Texas
April 5, 2018	4-1 W	Jacksonville, Fla.
April 8, 2018	6-2 W	Houston, Texas
Oct. 4, 2018	6-0 W *	Cary, N.C.
May 26, 2019	3-0 W	Harrison, N.J.
Feb. 7, 2020	4-0 W +	Carson, Calif.
July 1, 2021	4-0 W	East Hartford, Conn.
July 5, 2021	4-0 W	East Hartford, Conn.
July 11, 2022	1-0 W + *	Monterrey, Mexico
Feb. 26, 2024	0-2 L ☹	Carson, Calif.
July 13, 2024	1-0 W	Harrison, N.J.

Netherlands (9-1-2; GF 34, GA 10)

May 28, 1991	3-4 L	Vianen, Holland
April 20, 1996	6-0 W	Fullerton, Calif.
May 13, 1999	5-0 W	Milwaukee, Wisc.
May 16, 1999	3-0 W	Chicago, Ill.
Nov. 2, 2006	2-0 W	Suwon, South Korea
April 9, 2013	3-1 W	The Hague, Netherlands
Sept. 18, 2016	3-1 W	Atlanta, Ga.
July 7, 2019	2-0 W**	Lyon, France
Nov. 27, 2020	2-0 W	Breda, Netherlands
July 30, 2021	2-2 T (ot)(4-2 pk) ++	Yokohama, Japan
July 28, 2023	1-1 T **	Wellington, New Zealand
Dec. 3, 2024	2-1 W	The Hague, Netherlands

New Zealand (19-1-1; GF 82, GA 7)

Dec. 15, 1987	0-1 L	Taipei, Taiwan
Aug. 4, 1993	3-0 W	New Hyde Park, N.Y.
May 30, 1998	5-0 W	Washington, D.C.
June 4, 2000	5-0 W	Sydney, Australia
Oct. 3, 2004	5-0 W	Portland, Ore.
Oct. 10, 2004	6-0 W	Cincinnati, Ohio
Aug. 12, 2007	6-1 W	Chicago, Ill.
Aug. 12, 2008	4-0 W ++	Shenyang, China
Feb. 11, 2012	2-1 W	Frisco, Texas
Aug. 3, 2012	2-0 W ++	Newcastle, England
Oct. 27, 2013	4-1 W	San Francisco, Calif.
Oct. 30, 2013	1-1 T	Columbus, Ohio
April 4, 2015	4-0 W	St. Louis, Mo.
Aug. 3, 2016	2-0 W ++	Belo Horizonte, Brazil
Sept. 15, 2017	3-1 W	Commerce City, Colo.
Sept. 19, 2017	5-0 W	Cincinnati, Ohio
May 16, 2019	5-0 W	St. Louis, Mo.
July 24, 2021	6-1 W ++	Saitama, Japan
Feb. 20, 2022	5-0 W	Carson, Calif.
Jan. 18, 2023	4-0 W	Wellington, New Zealand
Jan. 21, 2023	5-0 W	Auckland, New Zealand

Nigeria (8-0-0; GF 25, GA 3)

June 24, 1999	7-1 W **	Chicago, Ill.
Sept. 20, 2000	3-1 W ++	Melbourne, Australia
Sept. 25, 2003	5-0 W **	Philadelphia, Pa.
Sept. 18, 2007	1-0 W **	Shanghai, China
June 16, 2015	1-0 W **	Vancouver, Canada
June 16, 2021	2-0 W	Austin, Texas
Sept. 3, 2022	4-0 W	Kansas City, Kan.
Sept. 6, 2022	2-1 W	Washington, D.C.

ALL-TIME HEAD-TO-HEAD RESULTS

Norway (29-19-2; GF 93, GA 61)

July 5, 1987	3-0 W	Blaine, Minn.
July 11, 1987	0-1 L	Blaine, Minn.
June 8, 1988	0-1 L	Pun-Yu, China
July 25, 1990	4-0 W	Winnipeg, Canada
July 29, 1990	4-2 W	Winnipeg, Canada
Aug. 30, 1991	0-1 L	New Britain, Conn.
Sept. 1, 1991	1-2 L	Medford, Mass.
Nov. 30, 1991	2-1 W **	Guangzhou, China
Aug. 14, 1992	1-3 L	Medford, Mass.
Aug. 16, 1992	2-4 L	New Britain, Conn.
March 12, 1993	0-1 L	Agai, Cyprus
March 20, 1994	0-1 L	Faro, Portugal
Aug. 7, 1994	4-1 W	Worcester, Mass.
March 19, 1995	3-3 T	Quarteira, Portugal (2-4 pk)
June 15, 1995	0-1 L **	Vasteras, Sweden
Aug. 6, 1995	2-1 W	Washington, D.C.
Feb. 2, 1996	3-2 W	Tampa, Fla.
Feb. 4, 1996	1-2 L	Jacksonville, Fla.
July 28, 1996	2-1 W (ot) ++	Athens, Ga.
Jan. 24, 1998	3-0 W	Guangzhou, China
March 19, 1998	1-4 L	Lagos, Portugal
March 18, 1999	2-1 W	Albufeira, Portugal
Feb. 6, 2000	2-3 L	Ft. Lauderdale, Fla.
Feb. 9, 2000	1-2 L	Ft. Lauderdale, Fla.
March 18, 2000	1-0 W	Loulé, Portugal
July 16, 2000	1-0 W	Osnabruck, Germany
July 27, 2000	1-1 T	Trosno, Norway
July 30, 2000	1-2 L	Oslo, Norway
Sept. 14, 2000	2-0 W ++	Melbourne, Australia
Sept. 28, 2000	2-3 L (ot) ++	Sydney, Australia
March 17, 2001	3-4 L	Quarteira, Portugal
Jan. 23, 2002	0-1 L	Huadu, China
March 5, 2002	2-3 L	Lagos, Portugal
July 21, 2002	4-0 W	Blaine, Minn.
Jan. 23, 2003	3-1 W	Yiwu, China
March 16, 2003	1-0 W	Ferreiras, Portugal
Oct. 1, 2003	1-0 W **	Foxborough, Mass.
March 20, 2004	4-1 W	Faro, Portugal
Jan. 18, 2006	3-1 W	Guangzhou, China
July 14, 2007	1-0 W	East Hartford, Conn.
Sept. 30, 2007	4-1 W **	Shanghai, China
March 10, 2008	4-0 W	Alvor, Portugal
July 2, 2008	4-0 W	Fredrikstad, Norway
Aug. 6, 2008	0-2 L	Qinhuangdao, Norway
March 9, 2009	1-0 W	Albufeira, Portugal
Feb. 26, 2010	2-1 W	Olhao, Portugal
March 4, 2011	2-0 W	Vila Real de San Antonio, Portugal
March 2, 2012	2-1 W	Lagos, Portugal
March 4, 2015	2-1 W	Vila Real de San Antonio, Portugal
June 11, 2017	1-0 W	Sandefjord, Norway

Panama (3-0-0; GF 22, GA 0)

Nov. 2, 2002	9-0 W *	Seattle, Wash.
Oct. 7, 2018	5-0 W *	Cary, N.C.
Feb. 1, 2020	8-0 W +	Houston, Texas

Paraguay (2-0-0; GF 17, GA 0)

Sept. 16, 2021	9-0 W	Cleveland, Ohio
Sept. 21, 2021	8-0 W	Cincinnati, Ohio

Poland (0-0-1; GF 0, GA 0)

June 21, 1989	0-0 T	Sardinia, Italy
---------------	-------	-----------------

Portugal (10-0-1; GF 39, GA 0)

March 16, 1994	5-0 W	Silves, Portugal
March 16, 1995	3-0 W	Portimao, Portugal
Jan. 27, 1999	7-0 W	Orlando, Fla.
Jan. 30, 1999	6-0 W	Ft. Lauderdale, Fla.
March 12, 2000	7-0 W	Silves, Portugal
March 13, 2001	2-0 W	Silves, Portugal
Nov. 8, 2018	1-0 W	Lisbon, Portugal
Aug. 29, 2019	4-0 W	Philadelphia, Pa.
Sept. 3, 2019	3-0 W	St. Paul, Minn.
June 10, 2021	1-0 W	Houston, Texas
Aug. 1, 2023	0-0 T **	Auckland, New Zealand

Puerto Rico (1-0-0; GF 10, GA 0)

Feb. 15, 2016	10-0 W +	Frisco, Texas
---------------	----------	---------------

Romania (2-0-0; GF 13, GA 1)

Nov. 10, 2016	8-1 W	San Jose, Calif.
Nov. 13, 2016	5-0 W	Carson, Calif.

Russia (9-0-1; GF 51, GA 5)

July 14, 1993	2-0 W	Hamilton, Canada
Jan. 14, 1996	8-1 W	Campinas, Brazil
Sept. 18, 1998	4-0 W	Rochester, N.Y.
Aug. 13, 2000	7-1 W	Annapolis, Md.
Aug. 15, 2000	1-1 T	College Park, Md.
Sept. 29, 2002	5-1 W	Uniondale, N.Y.
Feb. 8, 2014	7-0 W	Boca Raton, Fla.
Feb. 13, 2014	8-0 W	Atlanta, Ga.
April 6, 2017	4-0 W	Frisco, Texas
April 9, 2017	5-1 W	Houston, Texas

Scotland (4-0-0; GF 16, GA 4)

Sept. 8, 2002	8-2 W	Columbus, Ohio
Feb. 9, 2013	4-1 W	Jacksonville, Fla.
Feb. 13, 2013	3-1 W	Nashville, Tenn.
Nov. 13, 2018	1-0 W	Glasgow, Scotland

South Africa (4-0-0; GF 9, GA 0)

July 9, 2016	1-0 W	Chicago, Ill.
May 12, 2019	3-0 W	Santa Clara, Calif.
Sept. 21, 2023	3-0 W	Cincinnati, Ohio
Sept. 24, 2023	2-0 W	Chicago, Ill.

Spain (3-1-0; GF 4, GA 3)

Jan. 22, 2019	1-0 W	Alicante, Spain
June 24, 2019	2-1 W **	Reims, France
March 8, 2020	1-0 W	Harrison, N.J.
Oct. 11, 2022	0-2 L	Pamplona, Spain

Sweden (23-7-13; GF 72, GA 39)

July 9, 1987	1-2 L	Blaine, Minn.
June 3, 1988	1-1 T	Panyu, China
Nov. 17, 1991	3-2 W **	Panyu, China
March 18, 1994	1-0 W	Vila Real de San Antonio, Portugal
Feb. 15, 1996	3-0 W	San Antonio, Texas
Feb. 17, 1996	3-0 W	Houston, Texas
July 23, 1996	2-1 W ++	Orlando, Fla.
Oct. 30, 1997	3-1 W	Chattanooga, Tenn.
Nov. 1, 1997	3-1 W	Chattanooga, Tenn.
Jan. 18, 1998	3-0 W	Guangzhou, China
March 21, 1998	3-1 W	Quarteira, Portugal
March 14, 1999	1-1 T	Silves, Portugal
Jan. 10, 2000	0-0 T	Melbourne, Australia
March 16, 2000	1-0 W	Lagos, Portugal
March 15, 2001	0-2 L	Albufeira, Portugal
March 1, 2002	1-1 T	Albufeira, Portugal
March 18, 2003	1-1 T	Vila Real de San Antonio, Portugal
Sept. 21, 2003	3-1 W **	Washington, D.C.
Jan. 30, 2004	3-0 W	Shenzhen, China
March 18, 2004	1-3 L	Lagos, Portugal
July 15, 2006	3-2 W	Blaine, Minn.
March 12, 2007	3-2 W	Vila Real de San Antonio, Portugal
Sept. 14, 2007	2-0 W **	Chengdu, China
July 5, 2008	1-0 W	Skelleftea, Sweden
March 11, 2009	1-1 T (3-4 pk)	Faro, Portugal
March 1, 2010	2-0 W	Ferreiras, Portugal
July 13, 2010	1-1 T	Omaha, Neb.
July 17, 2010	3-0 W	East Hartford, Conn.
Jan. 21, 2011	1-2 L	Chongqing, China
July 6, 2011	1-2 L **	Wolfsburg, Germany
Nov. 19, 2011	1-1 T	Gendale, Ariz.
March 7, 2012	4-0 W	Parchal, Portugal
June 16, 2012	3-1 W	Halmstad, Sweden
March 11, 2013	1-1 T	Lagos, Portugal
March 7, 2014	0-1 L	Albufeira, Portugal
June 12, 2015	0-0 T **	Winnipeg, Canada
Aug. 12, 2016	1-1 T (3-4 pk) ++	Brasilia, Brazil

June 8, 2017	1-0 W	Gothenburg, Sweden
June 20, 2019	2-0 W**	Le Havre, France
Nov. 7, 2019	3-2 W	Columbus, Ohio
April 10, 2021	1-1 T	Stockholm, Sweden
July 21, 2021	0-3 L ++	Tokyo, Japan
Aug. 6, 2023	0-0 T(ot)(4-5 pk)**	Melbourne, Australia

Switzerland (4-0-0; GF 16, GA 2)

Aug. 20, 2014	4-1 W	Cary, N.C.
March 6, 2015	3-0 W	Vila Real de San Antonio, Portugal
Oct. 19, 2016	4-0 W	Sandy, Utah
Oct. 23, 2016	5-1 W	Minneapolis, Minn.

Thailand (2-0-0; GF 22, GA 0)

Sept. 15, 2016	9-0 W	Columbus, Ohio
June 11, 2019	13-0 W**	Reims, France

Trinidad & Tobago (11-0-0; GF 73, GA 2)

April 22, 1991	10-0 W *	Port-au-Prince, Haiti
Aug. 6, 1993	9-0 W	New Hyde Park, N.Y.
April 10, 1994	3-1 W	Scarborough, Tobago
Aug. 17, 1994	11-1 W *	Montreal, Canada
June 23, 2000	11-0 W	Hershey, Pa.
Oct. 29, 2002	3-0 W *	Fullerton, Calif.
Feb. 25, 2004	7-0 W +	San Jose, Costa Rica
Oct. 15, 2014	1-0 W *	Kansas City, Kan.
Dec. 10, 2015	6-0 W	San Antonio, Texas
Feb. 19, 2016	5-0 W +	Houston, Texas
Oct. 10, 2018	7-0 W *	Cary, N.C.

Ukraine (4-0-0; GF 20, GA 1)

Jan. 18, 1996	6-0 W	Campinas, Brazil
Dec. 16, 1998	2-1 W	Los Angeles, Calif.
Dec. 20, 1998	5-0 W	Fresno, Calif.
July 10, 2005	7-0 W	Portland, Ore.

USSR (2-0-0; GF 13, GA 0)

Aug. 5, 1990	8-0 W	Blaine, Minn.
April 7, 1991	5-0 W	Varna, Bulgaria

Uzbekistan (2-0-0; GF 18, GA 1)

April 9, 2022	9-1 W	Columbus, Ohio
April 12, 2022	9-0 W	Chester, Pa.

Vietnam (1-0-0; GF 3, GA 0)

July 22, 2023	3-0 W **	Auckland, New Zealand
---------------	----------	-----------------------

Wales (1-0-0; GF 2, GA 0)

July 9, 2023	2-0 W **	San Jose, Calif.
--------------	----------	------------------

Yugoslavia (1-0-0; GF 8, GA 0)

April 1, 1991	8-0 W	Varna, Bulgaria
---------------	-------	-----------------

Zambia (1-0-0; GF 3, GA 0)

July 25, 2024	3-0 W ++	Nice, France
---------------	----------	--------------

All-Time Record: 593W-72L-91D

All-Time Home Record: 347W-22L-37D

All-Time Away Record: 59-20L-16D

All-Time Neutral Record: 187W-30L-38D

All-Time World Cup Record: 41W-4L-9D

All-Time World Cup Qualifying Record: 37W-1L-0D

All-Time Olympic Record: 33W-4L-7D

All-Time Olympic Qualifying Record: 28W-0L-1D

All-Time Concacaf Qualifying Record: 60W-1L-1D

* Women's World Cup qualifier

** Women's World Cup

*+ Concacaf W Championship

+ Olympic qualifier

++ Olympic Games

USWNT All-Time Venue and Stadium Listing by State

Please note: Average state attendance totals do not factor closed door games

ALABAMA (4-0-0)	GF: 24	GA: 5	Total Attendance: 64,264 Average Attendance: 16,091
<i>Birmingham</i>			
Legion Field: 4-0-0	GF: 24	GA: 5	Average Attendance: 16,091
May 17, 2003 vs. England	6-0 W		12,102
April 24, 2004 vs. Brazil	5-1 W		11,527
May 3, 2008 vs. Australia	5-4 W		5,000
Sept. 20, 2015 vs. Haiti	8-0 W		35,735
ARIZONA (4-0-2)	GF: 15	GA: 3	Total Attendance: 64,157 Average Attendance: 10,692
<i>Glendale</i>			
University of Phoenix Stadium: 2-0-1	GF: 5	GA: 1	Average Attendance: 16,372
Nov. 19, 2011 vs. Sweden	1-1 T		18,482
Dec. 1, 2012 vs. Ireland	2-0 W		11,570
Dec. 13, 2015 vs. China PR	2-0 W		19,066
<i>Phoenix</i>			
Bank One Ballpark: 0-0-1	GF: 1	GA: 1	Average Attendance: 12,039
Dec. 17, 2000 vs. Japan	1-1 T		12,039
Cave Creek Complex: 2-0-0	GF: 9	GA: 1	Average Attendance: 1,500
Jan. 20, 1995 vs. Australia	5-0 W		2,500
Jan. 23, 1995 vs. Australia	4-1 W		500
CALIFORNIA (53-1-5)	GF: 207	GA: 19	Total Attendance: 960,527 Average Attendance: 16,280
<i>Carson</i>			
The Home Depot Center: 10-0-0	GF: 37	GA: 3	Average Attendance: 10,647
Sept. 1, 2003 vs. Costa Rica	5-0 W		12,349
Oct. 11, 2003 vs. Canada	3-1 W **		25,253
Dec. 8, 2004 vs. Mexico	5-0 W		15,549
July 24, 2005 vs. Iceland	3-0 W		4,378
Oct. 1, 2006 vs. Chinese Taipei	10-0 W		5,479
Nov. 22, 2006 vs. Mexico	2-0 W *		6,128
Nov. 26, 2006 vs. Canada	2-1 W (ot) *		6,749
Aug. 25, 2007 vs. Finland	4-0 W		7,118
Dec. 13, 2008 vs. China PR	1-0 W		3,619
Sept. 16, 2012 vs. Australia	2-1 W		19,851
StubHub Center: 4-0-0	GF: 16	GA: 1	Average Attendance: 23,510
May 17, 2015 vs. Mexico	5-1 W		(SO) 27,000
Nov. 13, 2016 vs. Romania	5-0 W		20,336
Aug. 3, 2017 vs. Japan	3-0 W		23,161
Aug. 31, 2018 vs. Chile	3-0 W		23,544
Dignity Health Sports Park: 5-1-1	GF: 21	GA: 2	Average Attendance: 10,383
Feb. 7, 2020 vs. Mexico	4-0 W +		11,292
Feb. 9, 2020 vs. Canada	3-0 W +		17,489
Feb. 17, 2022 vs. Czech Republic	0-0 T		7,333
Feb. 20, 2022 vs. New Zealand	5-0 W		16,587
Feb. 20, 2024 vs. Dominican Rep.	5-0 W		3,242
Feb. 23, 2024 vs. Argentina	4-0 W		8,315
Feb. 26, 2024 vs. Mexico	0-2 L		11,612

VENUE AND STADIUM LISTINGS BY STATE

Fresno

Bulldog Stadium: 1-0-0

Dec. 20, 1998 vs. Ukraine

GF: 5

5-0 W

GA: 0

Average Attendance: 5,392

5,392

Fullerton

Titan Stadium: 3-0-1

April 20, 1996 vs. Holland

April 24, 1998 vs. Argentina

Oct. 29, 2002 vs. Trinidad & Tobago

Oct. 16, 2005 vs. Australia

GF: 17

6-0 W

8-1 W

3-0 W *

0-0 T

GA: 1

Average Attendance: 6,205

5,116

10,099

4,210

5,394

Los Angeles

Banc of California Stadium: 1-0-0

April 7, 2019 vs. Belgium

GF: 6

6-0 W

GA: 0

Average Attendance: 20,941

20,941

BMO Stadium: 1-0-0

March 2, 2024 vs. Colombia

GF: 3

3-0 W

GA: 0

Average Attendance: 16,746

16,746

UCLA Campus: 1-0-0

Dec. 16, 1998 vs. Ukraine

GF: 2

2-1 W

GA: 1

Average Attendance: n/a

Closed Door

Palo Alto

Stanford Stadium: 1-0-0

July 4, 1999 vs. Brazil

GF: 2

2-0 W **

GA: 0

Average Attendance: 73,123

73,123

Pasadena

Rose Bowl: 4-0-1

March 28, 1999 vs. Mexico

July 10, 1999 vs. China

Oct. 27, 2002 vs. Mexico

Nov. 9, 2002 vs. Canada

Aug. 3, 2019 vs. Ireland

GF: 11

3-0 W

0-0 T (5-4 pk) **

3-0 W *

2-1 W (ot) *

3-0 W

GA: 1

Average Attendance: 33,348

27,034

(SO) 90,185

5,568

6,911

37,040

San Diego

Torero Stadium: 3-0-1

Jan. 12, 2003 vs. Japan

July 23, 2006 vs. Ireland

July 16, 2008 vs. Brazil

March 28, 2010 vs. Mexico

GF: 9

0-0 T

5-0 W

1-0 W

3-0 W

GA: 0

Average Attendance: 4,811

5,099

3,574

(SO) 7,502

3,069

Qualcomm Stadium: 3-0-0

April 10, 2014 vs. China PR

Jan. 23, 2016 vs. Ireland

July 30, 2017 vs. Brazil

GF: 12

3-0 W

5-0 W

4-3 W

GA: 3

Average Attendance: 19,087

12,857

23,309

21,096

SDCCU Stadium: 1-0-0

Jan. 21, 2018 vs. Denmark

GF: 5

5-1 W

GA: 1

Average Attendance: 17,526

17,526

Snapdragon Stadium: 2-0-1

Oct. 29, 2023 vs. Colombia

March 6, 2024 vs. Canada

March 10, 2024 vs. Brazil

GF: 6

3-0 W

2-2 T (3-1 PKs)

1-0 W

GA: 2

Average Attendance: 20,991

16,202

15,245

31,528

San Francisco

Candlestick Park: 1-0-0

Oct. 27, 2013 vs. New Zealand

GF: 4

4-1 W

GA: 1

Average Attendance: 16,315

16,315

San Jose

Spartan Stadium: 6-0-0

May 9, 1997 vs. England

April 26, 1998 vs. Argentina

Sept. 1, 2000 vs. Brazil

April 27, 2002 vs. Finland

Sept. 7, 2003 vs. Mexico

July 28, 2007 vs. Japan

GF: 28

5-0 W

7-0 W

4-0 W

3-0 W

5-0 W

4-1 W

GA: 1

Average Attendance: 15,935

17,358

14,608

(SO) 26,853

11,990

13,510

11,290

VENUE AND STADIUM LISTINGS BY STATE

Avaya Stadium: 4-0-0	GF: 18	GA: 2	Average Attendance: 16,681
May 10, 2015 vs. Ireland	3-0 W		(SO) 18,000
Nov. 10, 2016 vs. Romania	8-1 W		16,425
Nov. 12, 2017 vs. Canada	3-1 W		17,960
Sept. 4, 2018 vs. Chile	4-0 W		14,340
PayPal Park: 1-0-0	GF: 2	GA: 0	Average Attendance: 18,000
July 9, 2023 vs. Wales	2-0 W		(SO) 18,000

Santa Clara			
Levi's Stadium: 1-0-0	GF: 3	GA: 0	Average Attendance: 22,788
May 12, 2019 vs. South Africa	3-0 W		22,788

COLORADO (8-0-1)	GF: 33	GA: 9	Total Attendance: 162,952
			Average Attendance: 18,105

Commerce City			
Dick's Sporting Goods Park: 7-0-1	GF: 27	GA: 9	Average Attendance: 17,231
July 13, 2008 vs. Brazil	1-0 W		15,071
Sept. 19, 2012 vs. Australia	6-2 W		18,589
April 6, 2014 vs. China PR	2-0 W		14,903
June 2, 2016 vs. Japan	3-3 T		(SO) 18,572
Sept. 15, 2017 vs. New Zealand	3-1 W		17,301
April 4, 2019 vs. Australia	5-3 W		17,264
June 25, 2022 vs. Colombia	3-0 W		(SO) 17,143
June 1, 2024 vs. Korea Republic	4-0 W		19,010

Denver			
Mile High Stadium: 1-0-0	GF: 6	GA: 0	Average Attendance: 25,099
Sept. 26, 1999 vs. Brazil	6-0 W		25,099

CONNECTICUT (8-2-3)	GF: 42	GA: 11	Total Attendance: 174,713
			Average Attendance: 13,439

East Hartford			
Rentschler Field: 3-0-2	GF: 11	GA: 5	Average Attendance: 12,900
Aug. 1, 2004 vs. China	3-1 W		15,093
July 14, 2007 vs. Norway	1-0 W		9,957
July 17, 2010 vs. Sweden	3-0 W		5,887
Oct. 23, 2012 vs. Germany	2-2 T		18,870
June 19, 2014 vs. France	2-2 T		14,695
Pratt & Whitney Stadium: 3-0-1	GF: 16	GA: 1	Average Attendance: 23,189
April 6, 2016 vs. Colombia	7-0 W		21,792
July 29, 2018 vs. Australia	1-1 T		21,570
July 1, 2021 vs. Mexico	4-0 W		21,637
July 5, 2021 vs. Mexico	4-0 W		27,758

New Britain			
Veterans Stadium: 1-0-0	GF: 4	GA: 0	Average Attendance: 6,562
May 31, 1997 vs. Canada	4-0 W		6,562

Willowbrook Park: 1-2-0	GF: 11	GA: 5	Average Attendance: 3,630
Aug. 30, 1991 vs. Norway	0-1 L		5,563
Aug. 16, 1992 vs. Norway	2-4 L		1,547
July 30, 1995 vs. China	9-0 W		3,782

DISTRICT OF COLUMBIA (10-1-1)		GF: 40	GA: 7	Total Attendance: 198,072 Average Attendance: 16,506
<i>Washington, D.C.</i>				
Audi Field: 1-0-1		GF: 2	GA: 1	Average Attendance: 18,920
Sept. 6, 2022 vs. Nigeria		2-1 W		18,869
July 16, 2024 vs. Costa Rica		0-0 T		18,972
<hr/>				
RFK Stadium: 9-1-0		GF: 38	GA: 6	Average Attendance: 16,023
Aug. 6, 1995 vs. Norway		2-1 W (ot)		7,083
May 18, 1996 vs. China		1-0 W		6,081
June 8, 1997 vs. Italy		2-0 W		11,208
May 30, 1998 vs. New Zealand		5-0 W		46,037
April 26, 2003 vs. Canada		6-1 W		5,693
Sept. 21, 2003 vs. Sweden		3-1 W **		34,144
May 10, 2008 vs. Canada		6-0 W		9,332
Sept. 3, 2013 vs. Mexico		7-0 W		12,594
Oct. 20, 2014 vs. Haiti		6-0 W *		6,421
March 7, 2017 vs. France		0-3 L		21,638
<hr/>				
FLORIDA (35-4-1)		GF: 118	GA: 23	Total Attendance: 447,615 Average Attendance: 11,190
<i>Boca Raton</i>				
FAU Stadium: 3-0-0		GF: 13	GA: 2	Average Attendance: 10,950
Dec. 15, 2012 vs. China PR		4-1 W		10,493
Feb. 8, 2014 vs. Russia		7-0 W		8,857
March 9, 2016 vs. Germany		2-1 W		13,501
<hr/>				
FAU Soccer Stadium: 0-1-0		GF: 4	GA: 1	Average Attendance: 10,493
Feb. 9, 2000 vs. Norway		1-2 L		Closed Door
<hr/>				
<i>Fort Lauderdale</i>				
DRV PNK Stadium: 1-1-0		GF: 4	GA: 2	Average Attendance: 12,843
Nov. 10, 2022 vs. Germany		1-2 L		16,917
Dec. 2, 2023 vs. China PR		3-0 W		8,768
<hr/>				
Lockhart Stadium: 1-1-0		GF: 8	GA: 3	Average Attendance: 8,592
Jan. 30, 1999 vs. Portugal		6-0 W		5,152
Feb. 6, 2000 vs. Norway		2-3 L		12,031
<hr/>				
<i>Jacksonville</i>				
EverBank Field: 2-0-0		GF: 8	GA: 2	Average Attendance: 16,508
Feb. 9, 2013 vs. Scotland		4-1 W		18,656
April 5, 2018 vs. Mexico		4-1 W		14,360
<hr/>				
Jacksonville Municipal Stadium: 0-1-0		GF: 1	GA: 2	Average Attendance: 8,975
Feb. 4, 1996 vs. Norway		1-2 L		8,975
<hr/>				
TIAA Bank Field: 1-0-0		GF: 6	GA: 0	Average Attendance: 12,914
Nov. 10, 2019 vs. Costa Rica		6-0 W		12,914
<hr/>				
<i>Miami</i>				
Orange Bowl: 0-0-1		GF: 0	GA: 0	Average Attendance: 43,525
July 25, 1996 vs. China ++		0-0 T		43,525
<hr/>				
<i>Orlando</i>				
Edgewater H.S.: 1-0-0		GF: 2	GA: 1	Average Attendance: 2,130
Feb. 10, 1996 vs. Denmark		2-1 W		2,130
<hr/>				
Florida Citrus Bowl: 6-0-0		GF: 19	GA: 3	Average Attendance: 25,316
July 21, 1996 vs. Denmark ++		3-0 W		25,303
July 23, 1996 vs. Sweden ++		2-1 W		28,000
Aug. 2, 1998 vs. Canada		4-0 W		34,416
May 22, 1999 vs. Brazil		3-0 W		10,452
Nov. 10, 2013 vs. Brazil		4-1 W		20,274
Oct. 25, 2015 vs. Brazil		3-1 W		32,869

VENUE AND STADIUM LISTINGS BY STATE

Orlando City Stadium: 1-0-0	GF: 1	GA: 0	Average Attendance: 12,351
March 7, 2018 vs. England	1-0 W		12,351
Seminole County Training Center: 2-0-0	GF: 10	GA: 1	Average Attendance: n/a
Jan. 27, 1999 vs. Portugal	7-0 W		Closed Door
Feb. 24, 1999 vs. Finland	3-1 W		Closed Door
Showalter Field: 1-0-0	GF: 7	GA: 0	Average Attendance: 2,238
Feb. 24, 1995 vs. Denmark	7-0 W		2,238
Exploria Stadium: 7-0-0	GF: 23	GA: 0	Average Attendance: 6,754
March 5, 2020 vs. England	2-0 W		16,531
Jan. 18, 2021 vs. Colombia	4-0 W		# 2,042
Jan. 22, 2021 vs. Colombia	6-0 W		# 3,202
Feb. 18, 2021 vs. Canada	1-0 W		# 3,104
Feb. 21, 2021 vs. Brazil	2-0 W		# 4,000
Feb. 24, 2021 vs. Argentina	6-0 W		# 3,702
Feb. 16, 2023 vs. Canada	2-0 W		14,697

Pensacola			
Pensacola Soccer Complex: 1-0-0	GF: 2	GA: 1	Average Attendance: 5,234
July 6, 1996 vs. Australia	2-1 W		(SO) 5,234

Tampa			
Pepin/Rood Stadium: 3-0-0	GF: 7	GA: 3	Average Attendance: 2,108
Feb. 2, 1996 vs. Norway	3-2 W		1,879
April 27, 1997 vs. France	2-1 W		1,803
Feb. 27, 1999 vs. Finland	2-0 W		2,641
Raymond James Stadium: 4-0-0	GF: 4	GA: 0	Average Attendance: 10,274
Nov. 8, 2008 vs. Korea Republic	1-0 W		4,263
June 14, 2014 vs. France	1-0 W		9,799
March 3, 2016 vs. England	1-0 W		13,027
March 5, 2019 vs. Brazil	1-0 W		14,009
Tampa Stadium: 1-0-0	GF: 2	GA: 1	Average Attendance: 5,500
July 4, 1996 vs. Australia	2-1 W		5,500

GEORGIA (10-0-0)	GF: 37	GA: 5	Total Attendance: 257,701
			Average Attendance: 25,701

Athens			
Sanford Stadium: 2-0-0	GF: 4	GA: 2	Average Attendance: 70,338
July 28, 1996 vs. Norway ++	2-1 W		64,196
Aug. 1, 1996 vs. China ++	2-1 W		76,489

Atlanta			
Georgia Dome: 2-0-0	GF: 11	GA: 1	Average Attendance: 31,785
Feb. 13, 2014 vs. Russia	8-0 W		16,133
Sept. 18, 2016 vs. Netherlands	3-1 W		15,652
Mercedes-Benz Stadium: 1-0-0	GF: 2	GA: 1	Average Attendance: 50,644
April 6, 2024 vs. Japan	2-1 W		50,644

Clarkson			
Dekalb Memorial Stadium: 1-0-0	GF: 7	GA: 0	Average Attendance: 14,652
May 2, 1999 vs. Japan	7-0 W		14,652

Decatur			
Decatur High School: 3-0-0	GF: 11	GA: 0	Average Attendance: 5,058
April 10, 1993 vs. Germany	3-0 W		5,532
April 28, 1995 vs. Finland	2-0 W		5,432
March 14, 1996 vs. Germany	6-0 W		4,212

Kennesaw			
KSU Soccer Stadium: 1-0-0	GF: 2	GA: 1	Average Attendance: 4,759
Oct. 2, 2010 vs. China	2-1 W		4,759

ILLINOIS (14-0-2)	GF: 56	GA: 11	Total Attendance: 282,296 Average Attendance: 17,644
<i>Bridgeview</i>			
Toyota Park: 5-0-1	GF: 17	GA: 3	Average Attendance: 11,107
Aug. 27, 2006 vs. China	4-1 W		7,119
Sept. 20, 2008 vs. Ireland	2-0 W		5,390
Nov. 27, 2010 vs. Italy	1-0 W *		9,508
Oct. 20, 2012 vs. Germany	1-1 T		19,522
Oct. 17, 2014 vs. Guatemala	5-0 W *		6,796
Aug. 2, 2018 vs. Brazil	4-1 W		18,309
<i>Chicago</i>			
Soldier Field: 8-0-1	GF: 33	GA: 7	Average Attendance: 23,500
June 28, 1998 vs. Germany	4-2 W		13,107
May 16, 1999 vs. Holland	3-0 W		25,201
June 24, 1999 vs. Nigeria	7-1 W **		(SO) 65,080
Sept. 9, 2001 vs. Germany	4-1 W		10,325
Oct. 20, 2004 vs. Ireland	5-1 W		12,856
Aug. 12, 2007 vs. New Zealand	6-1 W		7,015
July 9, 2016 vs. South Africa	1-0 W		19,272
Oct. 6, 2019 vs. Korea Republic	1-1 T		33,027
Sept. 24, 2023 vs. South Africa	2-0 W		25,622
<i>St. Charles</i>			
Norris Stadium: 1-0-0	GF: 6	GA: 1	Average Attendance: 4,147
May 4, 1997 vs. Korea Republic	6-1 W		(SO) 4,147
INDIANA (2-0-0)	GF: 14	GA: 2	Total Attendance: 9,260 Average Attendance: 4,630
<i>Indianapolis</i>			
Kuntz Field: 2-0-0	GF: 14	GA: 2	Average Attendance: 4,630
April 28, 1996 vs. France	8-2 W		4,137
May 8, 1998 vs. Iceland	6-0 W		5,123
KANSAS (4-0-2)	GF: 14	GA: 3	Total Attendance: 83,883 Average Attendance: 13,981
<i>Kansas City</i>			
LIVESTRONG Sporting Park: 1-0-1	GF: 2	GA: 1	Average Attendance: 9,906
Sept. 17, 2011 vs. Canada	1-1 T		16,191
Oct. 15, 2014 vs. Trinidad & Tobago	1-0 W *		3,621
Children's Mercy Park: 3-0-1	GF: 12	GA: 2	Average Attendance: 16,018
July 22, 2016 vs. Costa Rica	4-0 W		12,635
July 26, 2018 vs. Japan	4-2 W		(SO) 18,467
Oct. 21, 2021 vs. Korea Republic	0-0 T		(SO) 18,467
Sept. 3, 2022 vs. Nigeria	4-0 W		14,502
KENTUCKY (4-0-1)	GF: 20	GA: 4	Total Attendance: 74,642 Average Attendance: 14,982
<i>Louisville</i>			
Papa John's Cardinal Stadium: 3-0-1	GF: 17	GA: 4	Average Attendance: 15,230
Oct. 10, 1999 vs. Brazil	4-2 W		35,211
June 25, 2000 vs. Costa Rica	8-0 W		7,043
July 1, 2000 vs. Canada	4-1 W		11,140
June 6, 2004 vs. Japan	1-1 T		7,525
Lynn Family Stadium: 1-0-0	GF: 3	GA: 0	Average Attendance: 13,543
Oct. 30, 2024 vs. Argentina	3-0 W		13,543

VENUE AND STADIUM LISTINGS BY STATE

LOUISIANA (2-1-0)	GF: 4	GA: 2	Total Attendance: 57,395 Average Attendance: 19,132
--------------------------	--------------	--------------	--

New Orleans

Tad Gormley Stadium: 1-0-0	GF: 1	GA: 0	Average Attendance: 48,024
July 13, 2003 vs. Brazil	1-0 W		15,074

Mercedes-Benz Superdome: 1-1-0	GF: 3	GA: 2	Average Attendance: 21,161
Dec. 16, 2015 vs. China PR	0-1 L		32,950
Oct. 19, 2017 vs. Korea Republic	3-1 W		9,371

MARYLAND (2-0-1)	GF: 11	GA: 4	Total Attendance: 75,920 Average Attendance: 37,960
-------------------------	---------------	--------------	--

Annapolis

Navy-Marine Corps Memorial Stadium: 1-0-0	GF: 7	GA: 1	Average Attendance: 21,278
Aug. 13, 2000 vs. Russia	7-1 W		21,278

College Park

Ludwig Field Stadium: 0-0-1	GF: 1	GA: 1	Average Attendance: n/a
Aug. 15, 2000 vs. Russia	1-1 T		Closed Door

Landover

Jack Kent Cooke Stadium: 1-0-0	GF: 3	GA: 2	Average Attendance: 54,642
July 1, 1999 vs. Germany	3-2 W **		54,642

MASSACHUSETTS (9-2-1)	GF: 40	GA: 7	Total Attendance: 227,022 Average Attendance: 18,919
------------------------------	---------------	--------------	---

Foxborough

Foxboro Stadium: 4-0-1	GF: 18	GA: 0	Average Attendance: 30,604
Sept. 12, 1998 vs. Mexico	9-0 W		35,462
June 27, 1999 vs. North Korea	3-0 W **		50,484
Sept. 4, 1999 vs. Ireland	5-0 W		30,564
June 27, 2000 vs. Brazil	0-0 T		16,386
July 3, 2000 vs. Brazil	1-0 W		20,123

Gillette Stadium: 3-0-0	GF: 10	GA: 1	Average Attendance: 18,774
Oct. 1, 2003 vs. Norway	1-0 W **		25,103
April 14, 2007 vs. Mexico	5-0 W		18,184
June 15, 2013 vs. Korea Republic	4-1 W		13,035

Medford

Tufts University: 0-2-0	GF: 2	GA: 5	Average Attendance: 3,429
Sept. 1, 1991 vs. Norway	1-2 L		4,758
Aug. 14, 1992 vs. Norway	1-3 L		2,100

Worcester

Foley Stadium: 1-0-0	GF: 6	GA: 0	Average Attendance: 4,312
May 12, 1996 vs. Canada	6-0 W		(SO) 4,312

Holy Cross: 1-0-0	GF: 4	GA: 1	Average Attendance: 6,511
Aug. 7, 1994 vs. Norway	4-1 W		6,511

MICHIGAN (4-0-0)	GF: 11	GA: 0	Total Attendance: 67,414 Average Attendance: 18,523
-------------------------	---------------	--------------	--

Detroit

Ford Field: 3-0-0	GF: 8	GA: 0	Average Attendance: 21,280
Dec. 17, 2008 vs. China PR	1-0 W		11,933
Dec. 8, 2012 vs. China PR	2-0 W		17,371
Sept. 17, 2015 vs. Haiti	5-0 W		34,538

Pontiac

Pontiac Silverdome: 1-0-0	GF: 3	GA: 0	Average Attendance: 3,572
June 21, 1993 vs. Canada	3-0 W		3,572

MINNESOTA (14-3-0)	GF: 53	GA: 11	Total Attendance: 120,487 Average Attendance: 10,953
<i>Blaine</i>			
Blaine Soccer Complex: 3-3-0	GF: 11	GA: 7	Attendance unavailable
July 7, 1986 vs. Canada	2-0 W		
July 9, 1986 vs. Canada	1-2 L		
July 5, 1987 vs. Norway	3-0 W		
July 7, 1987 vs. Canada	4-2 W		
July 9, 1987 vs. Sweden	1-2 L		
July 11, 1987 vs. Norway	0-1 L		
National Sports Center: 7-0-0	GF: 25	GA: 3	Average Attendance: 5,663
Aug. 5, 1990 vs. Russia	8-0 W		150
Aug. 9, 1990 vs. England	3-0 W		250
Aug. 11, 1990 vs. West Germany	3-0 W		500
July 3, 2001 vs. Canada	1-0 W		(SO) 15,614
July 21, 2002 vs. Norway	4-0 W		8,357
July 21, 2004 vs. Australia	3-1 W		(SO) 10,276
July 15, 2006 vs. Sweden	3-2 W		4,996
<i>Minneapolis</i>			
U.S. Bank Stadium: 1-0-0	GF: 5	GA: 1	Attendance: 23,400
Oct. 23, 2016 vs. Switzerland	5-1 W		23,400
<i>St. Paul</i>			
Allianz Field: 3-0-0	GF: 12	GA: 0	Attendance: 18,981
Sept. 3, 2019 vs. Portugal	3-0 W		(SO) 19,660
Oct. 26, 2021 vs. Korea Republic	6-0 W		18,115
June 4, 2024 vs. Korea Republic	3-0 W		19,169
MISSOURI (7-0-3)	GF: 30	GA: 6	Total Attendance: 213,220 Average Attendance: 21,322
<i>Kansas City</i>			
Arrowhead Stadium: 2-0-2	GF: 10	GA: 3	Average Attendance: 24,087
Oct. 7, 1999 vs. Finland	6-0 W		36,405
Aug. 20, 2000 vs. Canada	1-1 T		21,246
Oct. 22, 2003 vs. Italy	2-2 T		18,263
Oct. 16, 2004 vs. Mexico	1-0 W		20,435
<i>St. Louis</i>			
Edward Jones Dome: 1-0-0	GF: 5	GA: 1	Average Attendance: 10,861
Oct. 13, 2007 vs. Mexico	5-1 W		10,861
St. Louis Soccer Park: 1-0-1	GF: 5	GA: 2	Average Attendance: 6,069
April 26, 1996 vs. France	4-1 W		6,200
June 25, 1998 vs. Germany	1-1 T		(SO) 5,938
Busch Stadium: 2-0-0	GF: 9	GA: 0	Average Attendance: 35,789
April 4, 2015 vs. New Zealand	4-0 W		35,817
May 16, 2019 vs. New Zealand	5-0 W		35,761
CITYPARK: 1-0-0	GF: 1	GA: 0	Average Attendance: 22,294
April 11, 2023 vs. Ireland	1-0 W		22,294
NEBRASKA (0-0-1)	GF: 1	GA: 1	Total Attendance: 6,493 Average Attendance: 6,493
<i>Omaha</i>			
Morrison Stadium: 0-0-1	GF: 1	GA: 1	Average Attendance: 6,493
July 13, 2010 vs. Sweden	1-1 T		6,493

VENUE AND STADIUM LISTINGS BY STATE

NEW JERSEY (11-2-3)		GF: 27	GA: 6	Total Attendance: 361,894 Average Attendance: 22,618
<i>East Rutherford</i>				
Giants Stadium: 3-1-1		GF: 8	GA: 3	Average Attendance: 23,951
April 25, 1999 vs. China		1-2 L		23,765
June 19, 1999 vs. Denmark		3-0 W **		(SO) 79,972
Nov. 3, 2004 vs. Denmark		1-1 T		18,885
June 23, 2007 vs. Brazil		2-0 W		16,856
Sept. 17, 2008 vs. Ireland		1-0 W		4,227
<i>Harrison</i>				
Red Bull Arena: 5-1-2		GF: 14	GA: 3	Average Attendance: 23,223
June 5, 2011 vs. Mexico		1-0 W		5,852
June 20, 2013 vs. Korea Republic		5-0 W		18,961
May 30, 2015 vs. Korea Republic		0-0 T		(SO) 26,467
March 4, 2017 vs. England		0-1 L		(SO) 26,500
March 4, 2018 vs. France		1-1 T		25,706
May 26, 2019 vs. Mexico		3-0 W		26,332
March 8, 2020 vs. Spain		1-0 W		(SO) 26,500
Nov. 13, 2022 vs. Germany		2-1 W		26,317
July 13, 2024 vs. Mexico		1-0 W		(SO) 26,376
<i>Piscataway</i>				
Rutgers Soccer Stadium: 2-0-0		GF: 5	GA: 2	Average Attendance: 4,589
Aug. 3, 1994 vs. China		1-0 W		5,826
Aug. 3, 1995 vs. Australia		4-2 W		3,352
NEW MEXICO (1-0-1)		GF: 4	GA: 1	Total Attendance: 26,777 Average Attendance: 13,389
<i>Albuquerque</i>				
University Stadium: 1-0-1		GF: 4	GA: 1	Average Attendance: 13,389
May 9, 2004 vs. Mexico		3-0 W		17,805
Oct. 20, 2007 vs. Mexico		1-1 T		8,972
NEW YORK (13-0-0)		GF: 53	GA: 6	Total Attendance: 94,116 Average Attendance: 7,240
<i>Long Island</i>				
EAB Park: 1-0-0		GF: 4	GA: 1	Average Attendance: 6,022
July 7, 2000 vs. Italy		4-1 W		(SO) 6,022
North Hempstead Town Park: 3-0-0		GF: 13	GA: 0	Average Attendance: 1,131
Aug. 4, 1993 vs. New Zealand		3-0 W		1,300
Aug. 6, 1993 vs. Trinidad & Tobago		9-0 W		458
Aug. 8, 1993 vs. Canada		1-0 W		1,637
<i>Rochester</i>				
Frontier Field: 2-0-0		GF: 8	GA: 3	Average Attendance: 13,998
Sept. 18, 1998 vs. Russia		4-0 W		(SO) 13,125
Sept. 25, 2004 vs. Iceland		4-3 W		(SO) 14,870
Rhinos Stadium: 2-0-0		GF: 4	GA: 1	Average Attendance: 7,609
Sept. 13, 2006 vs. Mexico		3-1 W		6,784
July 19, 2009 vs. Canada		1-0 W		8,433
Sahlen's Stadium: 2-0-0		GF: 12	GA: 0	Average Attendance: 9,444
Sept. 1, 2012 vs. Costa Rica		8-0 W		13,208
Sept. 18, 2014 vs. Mexico		4-0 W		5,680
<i>Uniondale</i>				
Mitchel Athletic Complex: 3-0-0		GF: 12	GA: 1	Average Attendance: 7,533
July 25, 1998 vs. Denmark		5-0 W		6,970
July 27, 1998 vs. China		2-0 W		11,307
Sept. 29, 2002 vs. Russia		5-1 W		4,322

VENUE AND STADIUM LISTINGS BY STATE

NORTH CAROLINA (16-0-1)	GF: 74	GA: 5	Total Attendance: 117,404 Average Attendance: 6,906
<i>Cary</i>			
WakeMed Soccer Park: 10-0-0	GF: 43	GA: 3	Average Attendance: 5,677
Oct. 2, 2002 vs. Australia	4-0 W		2,661
Oct. 6, 2002 vs. Italy	4-0 W		3,144
July 30, 2006 vs. Canada	2-0 W		5,292
April 27, 2008 vs. Australia	3-2 W		3,698
May 18, 2011 vs. Japan	2-0 W		5,323
Aug. 20, 2014 vs. Switzerland	4-1 W		(SO) 9,992
Oct. 22, 2017 vs. Korea Republic	6-0 W		9,727
Oct. 4, 2018 vs. Mexico	6-0 W *		5,404
Oct. 7, 2018 vs. Panama	5-0 W *		7,532
Oct. 10, 2018 vs. Trinidad & Tobago	7-0 W *		3,996
<i>Charlotte</i>			
Ericsson Stadium: 1-0-1	GF: 9	GA: 0	Average Attendance: 10,217
April 29, 1999 vs. Japan	9-0 W		10,119
April 8, 2000 vs. Iceland	0-0 T		10,315
Bank of America Stadium: 1-0-0	GF: 2	GA: 0	Average Attendance: 30,071
Oct. 3, 2019 vs. Korea Republic	2-0 W		30,071
<i>Davidson</i>			
Richardson Field: 3-0-0	GF: 16	GA: 0	Average Attendance: 3,377
April 30, 1995 vs. Finland	6-0 W		3,295
March 16, 1996 vs. Germany	2-0 W		3,459
April 5, 2000 vs. Iceland	8-0 W		Closed Door
<i>Greensboro</i>			
UNC-G Soccer Stadium: 1-0-0	GF: 4	GA: 2	Average Attendance: 3,376
April 24, 1997 vs. France	4-2 W		3,376
OHIO (20-1-3)	GF: 98	GA: 12	Total Attendance: 335,996 Average Attendance: 13,999
<i>Cincinnati</i>			
Galbreath Field: 1-0-0	GF: 7	GA: 0	Average Attendance: 1,100
June 12, 1993 vs. Canada	7-0 W		1,100
Nippert Stadium: 1-0-0	GF: 5	GA: 0	Average Attendance: 30,596
Sept. 19, 2017 vs. New Zealand	5-0 W		30,596
Paul Brown Stadium: 1-0-1	GF: 6	GA: 0	Average Attendance: 12,342
Oct. 10, 2004 vs. New Zealand	6-0 W		18,806
Nov. 5, 2008 vs. Korea Republic	0-0 T		5,877
TQL Stadium: 2-0-0	GF: 11	GA: 0	Average Attendance: 22,266
Sept. 21, 2021 vs. Paraguay	8-0 W		22,515
Sept. 21, 2023 vs. South Africa	3-0 W		22,016
<i>Cleveland</i>			
Cleveland Browns Stadium: 2-0-0	GF: 6	GA: 0	Average Attendance: 9,605
June 16, 2007 vs. China	2-0 W		8,888
May 22, 2010 vs. Germany	4-0 W		10,321
FirstEnergy Stadium: 3-0-0	GF: 13	GA: 1	Average Attendance: 16,662
June 5, 2016 vs. Japan	2-0 W		23,535
June 12, 2018 vs. China	2-1 W		12,335
Sept. 16, 2021 vs. Paraguay	9-0 W		14,117
<i>Columbus</i>			
Lower.com Field: 1-0-1	GF: 11	GA: 2	Average Attendance: 15,560
April 9, 2022 vs. Uzbekistan	9-1 W		12,071
April 9, 2024 vs. Canada	2-2 T (5-4 Pks)		19,049
Westerville North H.S.: 1-0-0	GF: 1	GA: 0	Average Attendance: 1,500
June 19, 1993 vs. Italy	1-0 W		1,500
Columbus Crew Stadium: 4-1-1	GF: 20	GA: 6	Average Attendance: 13,528
Oct. 3, 1999 vs. Korea Republic	5-0 W		(SO) 23,101

VENUE AND STADIUM LISTINGS BY STATE

Nov. 11, 2000 vs. Canada	1-3 L		8,569
Sept. 8, 2002 vs. Scotland	8-2 W		6,295
Sept. 28, 2003 vs. North Korea	3-0 W **		(SO) 22,828
May 14, 2011 vs. Japan	2-0 W		5,234
Oct. 30, 2013 vs. New Zealand	1-1 T		15,139
MAPFRE Stadium: 3-0-0	GF: 13	GA: 2	Average Attendance: 15,328
Sept. 15, 2016 vs. Thailand	9-0 W		10,490
March 1, 2018 vs. Germany	1-0 W		14,591
Nov. 7, 2019 vs. Sweden	3-2 W		20,903

Mansfield			
Arlin Field: 1-0-0	GF: 5	GA: 0	Average Attendance: 6,120
June 15, 1993 vs. Italy	5-0 W		6,120

OREGON (11-1-0)	GF: 54	GA: 6	Total Attendance: 133,815
			Average Attendance: 12,165

Beaverton			
North Campus Field: 1-0-0	GF: 4	GA: 0	Average Attendance: n/a
June 3, 1999 vs. Australia	4-0 W		Closed Door

Portland			
Civic Stadium: 3-0-0	GF: 16	GA: 2	Average Attendance: 12,500
June 6, 1999 vs. Canada	4-2 W		23,325
May 5, 2000 vs. Mexico	8-0 W		6,517
May 7, 2000 vs. Canada	4-0 W		7,659

JELD-WEN Field: 2-0-0	GF: 8	GA: 0	Average Attendance: 14,331
Sept. 22, 2011 vs. Canada	3-0 W		18,570
Nov. 28, 2012 vs. Ireland	5-0 W		10,092

Merlo Field: 3-0-0	GF: 17	GA: 1	Average Attendance: 4,493
May 14, 1995 vs. Brazil	4-1 W		4,911
May 11, 1997 vs. England	6-0 W		(SO) 5,039
July 10, 2005 vs. Ukraine	7-0 W		3,529

PGE Park (2-1-0)	GF: 9	GA: 3	Average Attendance: 18,057
Oct. 5, 2003 vs. Germany	0-3 L **		27,623
Oct. 3, 2004 vs. New Zealand	5-0 W		16,544
Oct. 17, 2007 vs. Mexico	4-0 W		10,006

PENNSYLVANIA (16-3-2)	GF: 81	GA: 13	Total Attendance: 308,172
			Average Attendance: 14,675

Ambler			
Upper Dublin High School: 1-0-0	GF: 9	GA: 1	Average Attendance: 4,826
June 5, 1997 vs. Australia	9-1 W		(SO) 4,826

Bethlehem			
Murray H. Goodman Stadium: 1-0-0	GF: 1	GA: 0	Average Attendance: 5,811
May 10, 1998 vs. Iceland	1-0 W		5,811

Chester			
PPL Park: 3-0-1	GF: 14	GA: 2	Average Attendance: 10,369
Oct. 6, 2010 vs. China PR	1-1 T		2,505
May 27, 2012 vs. China PR	4-1 W		18,573
Oct. 24, 2014 vs. Mexico	3-0 W *		8,773
Oct. 26, 2014 vs. Costa Rica	6-0 W *		11,625

Subaru Park: 1-0-0	GF: 9	GA: 0	Average Attendance: 11,373
April 12, 2022 vs. Uzbekistan	9-0 W		11,373

Talen Energy Stadium: 2-0-1	GF: 6	GA: 2	Average Attendance: 16,049
April 10, 2016 vs. Colombia	3-0 W		(SO) 17,275
March 1, 2017 vs. Germany	1-0 W		16,318
Feb. 27, 2019 vs. Japan	2-2 T		14,555

Hershey			
Hersheypark Stadium: 2-0-0	GF: 13	GA: 1	Average Attendance: 12,870
April 22, 1999 vs. China	2-1 W		15,257
June 23, 2000 vs. Trinidad & Tobago	11-0 W		10,483

VENUE AND STADIUM LISTINGS BY STATE

Horsham			
Hathoro/Horsham H.S.: 1-0-0	GF: 4	GA: 0	Average Attendance: 5,112
May 16, 1996 vs. Japan	4-0 W		(SO) 5,112
Oakford			
United German Hungarian Club: 0-2-0	GF: 2	GA: 4	Average Attendance: 3,113
Oct. 4, 1991 vs. China	1-2 L		3,100
April 7, 1993 vs. Germany	1-2 L		3,127
Philadelphia			
Lincoln Financial Field: 3-1-0	GF: 12	GA: 3	Average Attendance: 27,261
Sept. 25, 2003 vs. Nigeria	5-0 W **		31,553
Nov. 6, 2004 vs. Denmark	1-3 L		14,812
Sept. 13, 2008 vs. Ireland	2-0 W		13,176
Aug. 29, 2019 vs. Portugal	4-0 W		49,504
Pittsburgh			
Heinz Field: 2-0-0	GF: 11	GA: 0	Average Attendance: 25,207
Sept. 29, 2004 vs. Iceland	3-0 W		6,386
Aug. 16, 2015 vs. Costa Rica	8-0 W		44,028
SOUTH CAROLINA (4-0-0)	GF: 12	GA: 0	Total Attendance: 16,836
			Average Attendance: 4,209
Charleston			
Blackbaud Stadium: 4-0-0	GF: 12	GA: 0	Average Attendance: 4,209
Jan. 12, 2002 vs. Mexico	7-0 W		(SO) 5,364
Feb. 16, 2003 vs. Iceland	1-0 W		3,170
Oct. 23, 2005 vs. Mexico	3-0 W		4,261
July 22, 2009 vs. Canada	1-0 W		4,041
TENNESSEE (8-0-1)	GF: 27	GA: 8	Total Attendance: 124,802
			Average Attendance: 13,866
Chattanooga			
Baylor School: 1-0-0	GF: 3	GA: 1	Average Attendance: n/a
Oct. 30, 1997 vs. Sweden	3-1 W		Closed Door
Finley Stadium: 2-0-0	GF: 10	GA: 3	Average Attendance: 16,717
Nov. 1, 1997 vs. Sweden	3-1 W		13,081
Aug. 19, 2015 vs. Costa Rica	7-2 W		(SO) 20,535
Nashville			
LP Field: 1-0-0	GF: 3	GA: 1	Average Attendance: 14,224
Feb. 13, 2013 vs. Scotland	3-1 W		14,224
Nissan Stadium: 1-0-1	GF: 3	GA: 2	Average Attendance: 23,743
March 6, 2016 vs. France	1-0 W		25,363
March 2, 2019 vs. England	2-2 T		22,125
The Coliseum: 1-0-0	GF: 1	GA: 0	Average Attendance: 9,110
July 3, 2004 vs. Canada	1-0 W		9,110
GEODIS Park: 2-0-0	GF: 4	GA: 1	Average Attendance: 21,245
Feb. 19, 2023 vs. Japan	1-0 W		25,471
Oct. 27, 2024 vs. Iceland	3-1 W		17,018
TEXAS (34-0-0)	GF: 137	GA: 14	Total Attendance: 420,526
			Average Attendance: 12,368
Austin			
Q2 Stadium: 2-0-0	GF: 7	GA: 1	Average Attendance: 19,981
June 16, 2021 vs. Nigeria	2-0 W		(SO) 20,500
April 8, 2023 vs. Ireland	2-0 W		(SO) 20,593
Oct. 24, 2024 vs. Iceland	3-1 W		18,850
Dallas			
Franklin Field: 1-0-0	GF: 9	GA: 1	Average Attendance: 6,145
May 19, 1995 vs. Canada	9-1 W		6,145
The Cotton Bowl: 1-0-0	GF: 3	GA: 1	Average Attendance: 23,176
Nov. 2, 2003 vs. Mexico	3-1 W		23,176

VENUE AND STADIUM LISTINGS BY STATE

Frisco

Pizza Hut Park: 1-0-0	GF: 6	GA: 2	Average Attendance: 8,569
May 12, 2007 vs. Canada	6-2 W		8,569
FC Dallas Stadium: 1-0-0	GF: 2	GA: 1	Average Attendance: 20,677
Feb. 11, 2012 vs. New Zealand	2-1 W		20,677
Toyota Stadium: 11-0-0	GF: 41	GA: 3	Average Attendance: 12,434
Jan. 31, 2014 vs. Canada	1-0 W		(SO) 20,862
Feb. 10, 2016 vs. Costa Rica	5-0 W +		8,143
Feb. 13, 2016 vs. Mexico	1-0 W +		15,032
Feb. 15, 2016 vs. Puerto Rico	10-0 W +		7,658
April 6, 2017 vs. Russia	4-0 W		15,191
Oct. 14, 2018 vs. Jamaica	6-0 W *		7,555
Oct. 17, 2018 vs. Canada	2-0 W *		6,986
March 11, 2020 vs. Japan	3-1 W		(SO) 19,096
Feb. 23, 2022 vs. Iceland	5-0 W		7,444
Feb. 22, 2023 vs. Brazil	2-1 W		17,784
Dec. 5, 2023 vs. China PR	2-1 W		11,024

Houston

BBVA Compass Stadium: 10-0-0	GF: 45	GA: 3	Average Attendance: 10,227
Dec. 12, 2012 vs. China PR	4-0 W		15,643
Feb. 19, 2016 vs. Trinidad & Tobago	5-0 W +		5,561
Feb. 21, 2016 vs. Canada	2-0 W +		10,119
April 9, 2017 vs. Russia	5-1 W		11,347
April 8, 2018 vs. Mexico	6-2 W		15,349
Jan. 28, 2020 vs. Haiti	4-0 W +		4,363
Jan. 31, 2020 vs. Panama	8-0 W +		14,121
Feb. 3, 2020 vs. Costa Rica	6-0 W +		7,082
June 10, 2021 vs. Portugal	1-0 W		9,951
June 13, 2021 vs. Jamaica	4-0 W		8,737
Clyde Abshier Stadium: 1-0-0	GF: 3	GA: 0	Average Attendance: 2,865
Feb. 17, 1996 vs. Sweden	3-0 W		2,865
Reliant Stadium: 1-0-0	GF: 5	GA: 0	Average Attendance: 16,991
Oct. 23, 2004 vs. Ireland	5-0 W		16,991
Robertson Stadium: 1-0-0	GF: 3	GA: 2	Average Attendance: 11,121
Dec. 10, 2000 vs. Mexico	3-2 W		11,121

San Antonio

Blossom Field: 1-0-0	GF: 3	GA: 0	Average Attendance: 2,192
Feb. 15, 1996 vs. Sweden	3-0 W		2,192
The Alamodome: 2-0-0	GF: 10	GA: 0	Average Attendance: 14,899
Oct. 20, 2013 vs. Australia	4-0 W		19,109
Dec. 10, 2015 vs. Trinidad & Tobago	6-0 W		10,690

UTAH (7-0-1)

GF: 23

GA: 1

Total Attendance: 105,671
Average Attendance: 13,209

Salt Lake City

Rice-Eccles Stadium: 1-0-0	GF: 5	GA: 0	Average Attendance: 19,584
June 14, 2003 vs. Ireland	5-0 W		19,584

Sandy

Rio Tinto Stadium: 6-0-0	GF: 18	GA: 1	Average Attendance: 12,172
March 31, 2010 vs. Mexico	1-0 W		3,732
June 30, 2012 vs. Canada	2-1 W		16,805
Sept. 13, 2014 vs. Mexico	8-0 W		8,849
Oct. 19, 2016 vs. Switzerland	4-0 W		14,336
June 7, 2018 vs. China	1-0 W		13,230
June 28, 2022 vs. Colombia	2-0 W		16,077
America First Field: 0-0-1	GF: 0	GA: 0	Average Attendance: 13,058
Oct. 26, 2023 vs. Colombia	0-0 T		13,058

VIRGINIA (6-0-0)		GF: 14	GA: 3	Total Attendance: Unavailable Average Attendance: Unavailable
<i>Fairfax</i>				
George Mason University: 2-0-0		GF: 4	GA: 1	Average Attendance: 5,731
Oct. 12, 1991 vs. China		2-0 W		unavailable
July 31, 1994 vs. Germany		2-1 W		5,731
<i>Richmond</i>				
University of Richmond Stadium: 3-0-0		GF: 8	GA: 2	Average Attendance: 5,539
Sept. 20, 1998 vs. Brazil		3-0 W		9,147
Oct. 8, 2006 vs. Iceland		2-1 W		4,083
Nov. 1, 2008 vs. Korea Republic		3-1 W		3,387
<i>Virginia Beach</i>				
Virginia Beach SportsPlex: 1-0-0		GF: 2	GA: 0	Average Attendance: 3,215
June 26, 2005 vs. Canada		2-0 W		3,215
WASHINGTON (3-1-1)		GF: 20	GA: 2	Total Attendance: 74,333 Average Attendance: 14,867
<i>Seattle</i>				
SAFECO Field: 2-0-0		GF: 16	GA: 0	Average Attendance: 15,801
Nov. 2, 2002 vs. Panama		9-0 W *		21,522
Nov. 6, 2002 vs. Costa Rica		7-0 W *		10,079
CenturyLink Field: 0-0-1		GF: 1	GA: 1	Average Attendance: 23,693
Oct. 21, 2015 vs. Brazil		1-1 T		23,693
July 27, 2017 vs. Australia		0-1 L		15,748
<i>Tacoma</i>				
Franklin Pierce H.S.: 1-0-0		GF: 3	GA: 0	Average Attendance: 3,291
May 12, 1995 vs. Brazil		3-0 W		3,291
WISCONSIN (2-0-0)		GF: 12	GA: 0	Total Attendance: 12,297 Average Attendance: 6,149
<i>Milwaukee</i>				
Uihlein Soccer Facility: 2-0-0		GF: 12	GA: 0	Average Attendance: 6,149
May 2, 1997 vs. Korea Republic		7-0 W		5,530
May 13, 1999 vs. Holland		5-0 W		6,767

Key: * Women's World Cup qualifier ** Women's World Cup + Olympic qualifier ++ Olympic Games (SO) Sold out # Attendance limited due to COVID-19 pandemic



HOME STATE HERO: The USWNT played its send-off game to the Tokyo Olympic Games in front of 27,758 fans at Rentschler Field, in East Hartford, Conn. Connecticut native Alyssa Naeher earned the shutout in the 4-0 victory against Mexico.

ALL-TIME RECORDS



U.S. Women's National Team All-Time Player Appearances

A			
Player	Caps	Goals	Era
Adams, Danesha	1	0	2006
Akers, Michelle	155	107	1985-2000
Albert, Korbin	22	1	2023-2024
Aldama, Heather	5	0	1998-2000
Allmann, Amy	24	0	1987-1991
Averbuch, Yael	26	1	2007-2013

B			
Player	Caps	Goals	Era
Baggett, Samantha	2	1	1998-1999
Balcer, Bethany	1	0	2021
Barnhart, Nicole	54	0	2004-2013
Bates, Tracey	29	5	1987-1991
Batista, Tami	1	0	1993
Baumgardt, Justi	16	3	1993-1998
Beene, Lakeysia	18	0	2000-2003
Belkin, Debbie	50	2	1986-1991
Bell, Keisha	2	0	2001
Bender, Denise	4	0	1985
Benson, Jenny	8	0	2001-2003
Berry, Angela	2	0	1992-1993
Bethune, Croix	3	0	2024
Billett, Jackie	1	0	1992
Bivens, Kylie	17	0	2002-2004
Biyendolo, Lynn	75	21	2016-2024
Borgman, Danielle	2	0	1997-2000
Boxx, Shannon	195	27	2003-2015
Boyer-Merdich, Denise	7	1	1985-1987
Branam, Jen	6	0	2000-2006
Brooks, Amber	1	0	2013
Bryan, Thori (Staples)	65	1	1993-2003
Buckley, Tara	1	0	1985
Bueter, Sheri	1	0	1998
Bush, Susan	10	3	1998-2000
Bylin, Lori	4	0	1985

C			
Player	Caps	Goals	Era
Campbell, Jane	8	0	2017-2024
Cassella, Gina	2	1	1992
Chalupny, Lori	106	10	2001-2015
Chastain, Brandi	192	30	1988-2004
Clemens, Mandy	5	0	1999-2002
Coffey, Sam	28	1	2022-2024
Colaprico, Danielle	2	0	2018
Cole, Lisa	2	0	1990
Confer, Robin	8	1	1996-1998
Connors, Kerry	4	0	1997
Conway, Kim	4	0	1993
Cook, Alana	29	1	2019-2023
Cook, Ann	1	0	1998
Cornell, Pam (Baughman)	3	0	1985-1986
Cox, Stephanie (Lopez)	89	0	2005-2014
Cramer, Aleisha	19	0	1998-2002
Cromwell, Amanda	55	1	1991-1998
Cunningham, Colette	2	0	1992

D			
Player	Caps	Goals	Era
Dahlkemper, Abby	84	0	2016-2024
Dalmy, Marian	11	0	2007-2009
Davidson, Tierna	65	3	2018-2024
Daws, Cindy	2	0	1997
DeMelo, Savannah	7	0	2023
Demko, Michelle	1	0	1997
DeVert, Kristi	4	1	1997
DiMartino, Tina	5	1	2008-2009
Dorsey, Imani	1	0	2021
Drambour, Betsy	7	0	1986-1987
Ducar, Tracy (Noonan)	24	0	1996-1999
Dunlap-Seivold, Joan	4	1	1986
Dunn, Crystal	155	25	2013-2024

E			
Player	Caps	Goals	Era
Egan, Danielle	6	1	1993
Ellertson, Tina (Frimpong)	34	1	2005-2008
Engen, Whitney	40	4	2011-2016
Enos, Stacey	10	0	1985-1986
Ertz, Julie (Johnston)	123	20	2013-2023

F			
Player	Caps	Goals	Era
Fair, Lorrie	120	7	1996-2005
Fair, Ronnie	3	0	1997-1998
Fawcett, Joy (Biefeld)	241	27	1987-2004
Ferguson, Karen	2	0	1992-1993
Fischer, Jessica	2	0	1993
Fishel, Mia	3	1	2023
Fletcher, Kendall	1	0	2009
Florance, Meredith	3	0	1999-2001
Fotopoulos, Danielle (Garrett)	35	16	1996-2005
Foudy, Julie	274	45	1988-2004
Fox, Emily	62	1	2018-2024
Franch, Adrianna	10	0	2019-2021
French, Michelle	14	0	1997-2001

G			
Player	Caps	Goals	Era
Gabarra, Carin (Jennings)	119	56	1987-1996
Gaetino, Eva	1	0	2024
Gancitano, Linda	2	0	1985
Gautrat, Morgan (Brian)	88	8	2013-2022
Gebauer, Wendy	26	10	1987-1991
Gegg, Gretchen	1	0	1990
Girma, Naomi	44	2	2022-2024
Gmitter, Lisa	11	3	1986-1987
Gordon, Cindy	6	0	1985-1986
Gordon, Sandi	7	0	1987-1988
Grubb, Jen	12	2	1995-1999

ALL-TIME PLAYER APPEARANCES

H			
Player	Caps	Goals	Era
Hagen, Sarah	2	0	2014
Hamilton, Kristen	1	0	2019
Hamilton, Linda	72	1	1987-1995
Hamm, Mia	276	158	1987-2004
Hanson, Haley	1	0	2018
Harker, Ruth	3	0	1985
Harris, Ashlyn	25	0	2013-2020
Harvey, Mary	27	0	1989-1996
Hatch, Ashley	22	5	2016-2023
Hawkins, Devvyn	9	1	2001-2003
Healy, Tucka	3	0	1985
Heaps, Lindsey	161	36	2013-2024
Heath, Tobin	181	36	2008-2021
Heinrichs, April	46	35	1986-1991
Hellmuth, Holly	1	0	1990
Henry, Lori	40	3	1985-1991
Hershfeldt, Hal	3	0	2024
Higgins, Shannon	51	4	1987-1991
Hinkle, Jaelene	8	0	2015-2016
Holiday, Lauren (Cheney)	133	24	2007-2015
Howell, Jaelin	5	1	2020-2022
Hucles, Angela	109	13	2002-2009
Huerta, Sofia	32	0	2017-2023
Huffman, Sarah	1	0	2010
Huie, Lindsey	1	0	2005

I			
Player	Caps	Goals	Era
Irizarry, Patty	2	0	1987-1988

J			
Player	Caps	Goals	Era
Jobson, Marci (Miller)	17	0	2005-2007
Jones, Laura	1	0	1992

K			
Player	Caps	Goals	Era
Kai, Natasha	67	24	2006-2009
Kaufman, Christina	2	1	1993
Keller, Beth	1	1	1999
Keller, Debbie	46	18	1995-1998
Kester, Sherrill	3	3	2000
Kingsbury, Aubrey	2	0	2022-2023
Klingenberg, Meghan	74	3	2011-2017
Cluegel, Jena	24	1	2000-2003
Kornieck, Taylor	12	2	2022-2023
Kramarz, Nancy	6	1	1993
Kraus, Anna	6	0	2000-2001
Krieger, Ali	108	1	2008-2021
Krueger, Casey (Short)	60	0	2016-2024

L			
Player	Caps	Goals	Era
Lalor, Jennifer	23	2	1992-2001
Lavelle, Rose	110	24	2017-2024
LePeilbet, Amy	84	0	2004-2012
Leroux, Sydney	77	35	2011-2017
Lewandowski, Gina	1	0	2015
Lilly, Kristine	354	130	1987-2010
Lindsey, Kelly	4	0	2000-2002
Lindsey, Lori	31	1	2005-2013
Lloyd, Carli	316	134	2005-2021
Lohman, Joanna	9	0	2001-2007
Long, Allie	51	8	2014-2019
Loyden, Jill	10	0	2010-2014
Luckenbill, Kristin	14	0	2004

M			
Player	Caps	Goals	Era
Macario, Catarina	19	8	2021-2024
Mace, Hailie	9	0	2018-2024
MacMillan, Shannon	177	60	1993-2005
Malonson, Alyssa	1	0	2024
Manthei, Holly	23	0	1995-1997
Markgraf, Kate (Sobrero)	201	1	1998-2010
Marquand, Ally	4	1	2001
Masar, Ella	1	0	2009
Mascaro, Jen (Streiffer)	4	2	1999-2000
Maslin-Kammerdeiner, Kim	17	0	1988-1991
Mathias, Merritt	1	0	2018
McCaffrey, Stephanie	6	1	2015-2016
McCarthy, Megan	42	0	1987-1994
McCaskill, Savannah	6	0	2018
McDermott, Marcia	7	4	1986-1988
McDonald, Jessica	19	4	2016-2020
McGlynn, Mandy	1	0	2024
McGrady, Tegan	1	0	2018
Mead, Jen	6	0	1993-1997
Mewis, Kristie	53	7	2013-2023
Mewis, Samantha	83	24	2014-2021
Milbrett, Tiffeny	206	100	1991-2005
Mitts, Heather	137	2	1999-2012
Monroe, Mary-Frances	9	0	2000-2001
Morgan, Alex	224	123	2010-2024
Moultrie, Olivia	5	2	2023-2024
Mullinix, Siri	45	0	1999-2004
Murphy, Casey	20	0	2021-2024

N			
Player	Caps	Goals	Era
Naeher, Alyssa	115	0	2014-2024
Nairn, Christine	2	1	2009
Neaton, Natalie	6	4	1995-1998
Nighswonger, Jenna	18	2	2023-2024
Nogueira, Casey	5	0	2007-2010

ALL-TIME PLAYER APPEARANCES

O			
Player	Caps	Goals	Era
Oakes, Jill	1	0	2005
Oleksniuk, Emily	2	0	2001
Ohai, Kealia	3	1	2016
O'Hara, Kelley	160	3	2010-2023
O'Reilly, Heather	231	47	2002-2016
Orlandos, Lauren	1	0	2001
Orrison, Ann	4	0	1985
Osborne, Leslie	61	3	2004-2009
Overbeck, Carla (Werden)	170	7	1988-2000
Oyster, Megan	2	0	2017

P			
Player	Caps	Goals	Era
Pagliarulo, Jaime	3	0	1997-2001
Parlow, Cindy	158	75	1996-2004
Pearman, Tammy	9	1	1995-1997
Pickering, Emily	14	1	1985-1992
Pickett, Carson	2	0	2022
Poore, Louellen	2	0	1992
Press, Christen	155	64	2013-2021
Pryce, Nandi	8	0	2000
Purce, Midge	30	4	2019-2024
Putz, Caroline	1	1	2000

R			
Player	Caps	Goals	Era
Rafanelli, Sarah	35	8	1992-1995
Rampone, Christie (Pearce)	311	4	1997-2015
Ramsey, Alyssa	8	0	2000-2001
Randolph, Sara	2	0	2001
Rapinoe, Megan	203	63	2006-2023
Raygor, Keri (Sanchez)	13	0	1991-2001
Remer, Sharon (McMurtry)	6	0	1985-1986
Ridgewell, Kathy	3	0	1985-1987
Rigmat, Stephanie	7	1	2001
Roberts, Tiffany	112	7	1994-2004
Robinson, Leigh Ann	2	0	2013
Rodman, Trinity	46	10	2022-2024
Rodriguez, Amy	132	30	2004-2018
Rohbock, Shauna	1	0	1998
Rowe, Christy	1	0	1996
Rutten, Jill	1	0	1998
Ryan, Yazmeen	4	0	2024

S			
Player	Caps	Goals	Era
Sams, Emily	2	0	2024
Sanchez, Ashley	28	3	2021-2024
Sauerbrunn, Becky	219	0	2008-2024
Schmedes, Kelly (Wilson)	4	1	2002-2005
Schnur, Meghan	6	0	2010
Schott, Laura	5	1	2001
Schwoy, Laurie	4	0	1997-1999
Scurry, Briana	175	0	1994-2008
Sears, Emma	3	1	2024
Sentnor, Ally	2	0	2024
Serlenga, Nikki	30	6	2000-2001
Shaw, Jaedyn	21	8	2023-2024
Slaton, Danielle	43	1	1999-2003
Smith, Gayle	2	0	1992
Smith, Sophia	58	24	2020-2024
Smith, Taylor	10	0	2017-2018

S (continued)			
Solo, Hope	202	0	2000-2016
Sonnett, Emily	103	2	2015-2024
Springer, Zola	9	0	1992-1993
Staab, Sam	2	0	2024
Steadman, Amy	4	0	2001
Stewart, Jill	2	0	1997
Strong, Jennifer	1	0	1992
Sullivan, Andi	52	3	2016-2023
Swanson, Mallory (Pugh)	103	38	2016-2024
Szpara, Janine	6	0	1986-1987

T			
Player	Caps	Goals	Era
Tarpley, Lindsay	125	32	2003-2011
Taylor, Brittany	2	0	2010-2011
Thompson, Alyssa	13	1	2022-2024
Tomek, Chris	11	0	1986-1987
Tower, Rita	6	0	1993-1994
Trotter, India	2	0	2006-2007
Tymrak, Erika	3	1	2013-2014

V			
Player	Caps	Goals	Era
Van Hollebeke, Rachel (Buehler)	113	5	2008-2015
Venturini, Tisha	134	47	1992-2000
Vignola, M.A.	1	0	2023

W			
Player	Caps	Goals	Era
Wagner, Aly	131	21	1998-2008
Walbert, Kelly	1	0	1994
Wambach, Abby	255	184	2001-2015
Ward, Marcie	3	0	2001
Weaver, Morgan	2	0	2021
Webber, Saskia	28	0	1992-2000
Weiss, Kristen	4	0	2001
Welsh, Christie	39	20	2000-2006
Whalen, Sara	65	7	1997-2000
White, Kacey	18	0	2006-2009
Whitehill, Cat (Reddick)	134	11	2000-2010
Wozniuk, Angie	10	2	2005-2009
Wyant, Kim	12	0	1985-1993

Y			
Player	Caps	Goals	Era
Yohannes, Lily	2	1	2024

Z			
Player	Caps	Goals	Era
Zepeda, Veronica	5	1	1998-2000
Zerboni, McCall	9	0	2017-2019

U.S. Women's National Team – Player Register

Field Players

ADAMS, DANESHA

Midfielder / Ht.: 5-6 / Born: June 6, 1986

	GP/GS	MIN	G	A	Y	R	W-L-T
2006	1/0	16	0	1	0	0	1-0-0

AKERS, MICHELLE

Forward / Ht.: 5-10 / Born: Feb. 1, 1966

	GP/GS	MIN	G	A	Y	R	W-L-T
1985	2/2	180	2	0	0	0	0-1-1
1986	5/5	420	0	0	0	0	3-2-0
1987	9/8	720	3	0	0	0	5-4-0
1988	2/2	180	0	1	0	0	1-0-1
1990	6/5	425	9	1	0	0	6-0-0
1991	26/25	1941	39	8	2	1	21-4-1
1993	12/12	887	6	6	0	0	9-3-0
1994	12/7	571	11	7	1	0	11-1-0
1995	20/19	1328	17	5	1	0	16-2-2
1996	17/16	1246	7	3	1	0	15-0-2
1997	2/2	180	1	0	0	0	2-0-0
1998	15/15	929	5	4	0	0	14-1-0
1999	20/18	1334	6	1	4	0	16-2-2
2000	7/3	242	1	0	0	0	2-2-3
14 Years	155/139	10583	107	36	9	1	121-22-12

ALBERT, KORBIN

Midfielder / Ht.: 5-8 / Born: Oct. 12, 2003

	GP/GS	MIN	G	A	Y	R	W-L-T
2023	1/0	22	0	0	0	0	1-0-0
2024	21/11	1162	1	1	0	0	16-1-4
2 Years	22/11	1184	1	1	0	0	17-1-4

ALDAMA, HEATHER

Midfielder / Ht.: 5-2 / Born: Dec. 1, 1978

	GP/GS	MIN	G	A	Y	R	W-L-T
1998	1/0	19	0	0	0	0	1-0-0
1999	1/0	14	0	0	0	0	1-0-0
2000	3/0	83	0	1	0	0	2-0-1
3 Years	5/0	116	0	1	0	0	4-0-1

AVERBUCH, Yael

Midfielder / Ht.: 5-10 / Born: Nov. 3, 1986

	GP/GS	MIN	G	A	Y	R	W-L-T
2007	2/0	50	0	0	0	0	1-0-1
2009	1/1	59	0	0	0	0	1-0-0
2010	10/5	390	1	0	1	0	9-0-1
2011	3/0	115	0	0	0	0	2-1-0
2013	10/4	438	0	1	0	0	8-0-2
5 Years	26/10	1052	1	1	1	0	21-1-4

BAGGETT, SAMANTHA

Defender / Ht.: 5-7 / Born: June 7, 1976

	GP/GS	MIN	G	A	Y	R	W-L-T
1998	1/1	90	0	1	0	0	1-0-0
1999	1/1	90	1	0	0	0	1-0-0
2 Years	2/2	180	1	1	0	0	2-0-0

BALCER, BETHANY

Forward / Ht.: 5-9 / Born: March 7, 1997

	GP/GS	MIN	G	A	Y	R	W-L-T
2021	1/0	12	0	0	0	0	1-0-0

BATES, TRACEY

Midfielder / Ht.: 4-11 / Born: May 5, 1967

	GP/GS	MIN	G	A	Y	R	W-L-T
1987	7/5	480	0	0	0	0	3-3-1
1988	6/6	423	1	0	0	0	2-2-2
1989	1/1	90	0	0	0	0	0-0-1
1990	3/1	180	0	0	0	0	3-0-0
1991	12/8	873	4	2	0	0	8-4-0
5 Years	29/21	2046	5	2	0	0	16-9-4

BATISTA, TAMI

Defender / Ht.: 5-3 / Born: Jan. 2, 1968

	GP/GS	MIN	G	A	Y	R	W-L-T
1993	1/0	2	0	0	0	0	1-0-0

BAUMGARDT, JUSTI

Midfielder / Ht.: 5-8 / Born: July 22, 1975

	GP/GS	MIN	G	A	Y	R	W-L-T
1993	1/0	14	0	0	0	0	1-0-0
1997	9/2	461	2	1	0	0	9-0-0
1998	6/1	232	1	1	0	0	6-0-0
3 Years	16/3	707	3	2	0	0	16-0-0

BELKIN, DEBBIE

Defender / Ht.: 5-7 / Born: May 27, 1966

	GP/GS	MIN	G	A	Y	R	W-L-T
1986	6/6	540	0	0	0	0	4-2-0
1987	8/8	720	0	0	0	0	4-3-1
1988	7/7	630	1	0	0	0	2-3-2
1990	5/5	450	0	1	0	0	5-0-0
1991	24/20	1948	1	2	0	0	17-6-1
5 Years	50/46	4288	2	3	0	0	32-14-4

BELL, KEISHA

Defender / Ht.: 5-9 / Born: Dec. 20, 1979

	GP/GS	MIN	G	A	Y	R	W-L-T
2001	2/1	101	0	0	0	0	0-2-0

BENDER, DENISE

Defender / Ht.: 5-3 / Born: July 29, 1959

	GP/GS	MIN	G	A	Y	R	W-L-T
1985	4/4	330	0	0	0	0	0-3-1

BENSON, JENNY

Midfielder / Ht.: 5-5 / Born: Jan. 25 1978

	GP/GS	MIN	G	A	Y	R	W-L-T
2001	1/0	22	0	0	0	0	0-1-0
2002	4/3	255	0	1	0	0	4-0-0
2003	3/2	161	0	0	1	0	2-1-0
3 Years	8/5	438	0	1	1	0	6-2-0

BERRY, ANGELA

Defender / Ht.: 5-7 / Born: Aug. 7, 1968

	GP/GS	MIN	G	A	Y	R	W-L-T
1992	1/1	90	0	0	0	0	0-1-0
1993	1/0	45	0	0	0	0	1-0-0
2 Years	2/1	135	0	0	0	0	1-1-0

BETHUNE, CROIX

Midfielder / Ht.: 5-3 / Born: March 3, 2001

	GP/GS	MIN	G	A	Y	R	W-L-T
2024	3/0	25	0	0	0	0	2-0-1

BILLET, JACKIE

Midfielder / Ht.: 5-4 / Born: Jan. 23, 1974

	GP/GS	MIN	G	A	Y	R	W-L-T
1992	1/1	33	0	0	0	0	0-1-0

ALL-TIME PLAYER REGISTER

BIVENS, KYLIE

Midfielder / Ht.: 5-5 / Born: Oct. 24, 1978

	GP/GS	MIN	G	A	Y	R	W-L-T
2002	7/0	232	0	1	1	0	4-2-1
2003	9/6	545	0	0	0	1	7-1-1
2004	1/1	45	0	0	0	0	0-1-0
3 Years	17/7	822	0	1	1	1	11-4-2

BIYENDOLO, LYNN (née Lynn Williams)

Forward / Ht.: 5-7 / Born: May 21, 1993

	GP/GS	MIN	G	A	Y	R	W-L-T
2016	4/3	225	1	1	1	0	4-0-0
2017	11/4	484	3	0	1	0	8-2-1
2018	4/0	67	0	0	0	0	3-0-1
2019	2/0	90	2	0	0	0	2-0-0
2020	8/5	486	3	6	0	0	8-0-0
2021	16/10	838	5	4	0	0	11-1-4
2022	2/0	56	0	0	0	0	2-0-0
2023	12/5	575	3	1	1	0	9-0-3
2024	16/4	695	4	1	0	0	12-1-3
9 Years	75/31	3516	21	13	3	0	59-4-12

BORGMAN, DANIELLE

Midfielder / Ht.: 5-4 / Born: April 25, 1980

	GP/GS	MIN	G	A	Y	R	W-L-T
1997	1/0	14	0	0	0	0	1-0-0
2000	1/0	25	0	0	0	0	1-0-0
2 Years	2/0	39	0	0	0	0	2-0-0

BOXX, SHANNON

Midfielder / Ht.: 5-8 / Born: June 29, 1977

	GP/GS	MIN	G	A	Y	R	W-L-T
2003	9/9	760	4	0	0	0	7-1-1
2004	32/31	2710	8	5	4	0	26-2-4
2005	9/9	728	1	1	1	0	8-0-1
2006	9/9	791	1	1	1	0	6-0-3
2007	18/14	1165	3	2	6	1	15-1-2
2008	33/33	2807	1	4	1	0	31-1-1
2009	8/7	614	2	0	1	0	7-0-1
2010	18/18	1399	1	5	1	0	15-1-2
2011	17/17	1344	1	2	1	0	11-3-3
2012	27/22	1926	3	3	2	0	23-1-3
2013	6/6	485	2	1	1	0	4-0-2
2015	9/2	219	0	1	0	0	7-0-2
12 Years	195/177	14948	27	25	19	1	160-10-25

BOYER-MERDICH, DENISE

Forward / Ht.: 5-2 / Born: June 8, 1962

	GP/GS	MIN	G	A	Y	R	W-L-T
1985	4/4	360	0	0	0	0	0-3-1
1987	3/1	165	1	0	0	0	1-2-0
2 Years	7/5	525	1	0	0	0	1-5-1

BROOKS, AMBER

Midfielder / Ht.: 5-6 / Born: Jan. 23, 1991

	GP/GS	MIN	G	A	Y	R	W-L-T
2013	1/1	80	0	0	0	0	1-0-0

BRYAN, THORI (née Thori Staples)

Defender / Ht.: 5-8 / Born: April 17, 1974

	GP/GS	MIN	G	A	Y	R	W-L-T
1993	13/8	841	0	0	0	0	9-4-0
1994	8/6	555	0	0	0	1	8-0-0
1995	15/10	963	0	0	0	0	15-0-00
1996	8/1	302	0	0	0	0	7-1-0
1997	9/5	425	0	0	1	0	7-2-0
1998	1/0	45	0	0	0	0	1-0-0
2000	1/1	45	0	0	0	0	1-0-0
2001	2/2	90	0	0	0	0	0-1-1
2002	4/2	152	0	0	2	0	4-0-0
2003	4/3	278	1	0	0	0	2-1-1
10 Years	65/38	3621	1	0	3	1	54-9-2

BUCKLEY, TARA

Defender / Born: Nov. 1, 1962

	GP/GS	MIN	G	A	Y	R	W-L-T
1985	1/1	90	0	0	0	0	0-1-0

BUETER, SHERI

Forward / Ht.: 5-7 / Born: July 2, 1975

	GP/GS	MIN	G	A	Y	R	W-L-T
1998	1/0	19	0	0	0	0	1-0-0

BUSH, SUSAN

Forward / Ht.: 5-4 / Born: Nov. 10, 1980

	GP/GS	MIN	G	A	Y	R	W-L-T
1998	2/1	97	0	1	0	0	2-0-0
1999	1/1	90	0	0	0	0	1-0-0
2000	7/3	366	3	5	0	0	5-1-1
3 Years	10/5	553	3	6	0	0	8-1-1

BYLIN, LORI

	GP/GS	MIN	G	A	Y	R	W-L-T
1985	4/3	300	0	0	0	0	0-3-1

CASSELLA, GINA

Forward / Ht.: 5-4 / Born: April 19, 1966

	GP/GS	MIN	G	A	Y	R	W-L-T
1992	2/1	128	1	0	0	0	0-2-0

CHALUPNY, LORI

Defender / Ht.: 5-4 / Born: Jan. 29, 1984

	GP/GS	MIN	G	A	Y	R	W-L-T
2001	4/1	177	0	0	0	0	1-3-0
2003	1/0	30	0	0	0	0	0-0-1
2004	4/1	99	1	0	0	0	4-0-0
2005	6/6	510	1	0	0	0	6-0-0
2006	14/11	1083	0	1	1	0	12-0-2
2007	24/23	2040	4	2	2	0	19-1-4
2008	34/32	2712	2	1	0	0	31-1-2
2009	5/5	450	0	0	0	0	5-0-0
2014	3/3	130	0	1	0	0	1-1-1
2015	11/5	503	2	2	1	0	8-1-2
10 Years	106/87	7734	10	7	4	0	87-7-12

CHASTAIN, BRANDI

Defender / Ht.: 5-7 / Born: July 21, 1968

	GP/GS	MIN	G	A	Y	R	W-L-T
1988	2/0	87	0	0	0	0	1-0-1
1991	13/4	546	7	1	0	0	7-5-1
1993	2/0	84	0	1	0	0	2-0-0
1996	23/23	1961	2	7	2	0	20-1-2
1997	15/15	1319	2	2	2	0	14-1-0
1998	24/22	1891	5	4	2	0	21-1-2
1999	27/21	2035	5	5	2	0	23-2-2
2000	34/32	2520	4	3	1	0	22-5-7
2001	3/3	250	0	0	0	0	2-0-1
2002	15/14	1061	4	0	0	0	13-1-1
2003	14/13	1080	1	1	0	0	10-1-3
2004	20/13	1149	0	2	1	0	16-2-2
12 Years	192/160	13983	30	26	10	0	151-19-22

CLEMENS, MANDY

Forward / Ht.: 5-5 / Born: Sept. 3, 1978

	GP/GS	MIN	G	A	Y	R	W-L-T
1999	1/1	90	0	0	0	0	1-0-0
2000	3/3	204	0	1	0	0	2-0-1
2002	1/0	31	0	0	0	0	1-0-0
3 Years	5/4	325	0	1	0	0	4-0-1

COFFEY, SAM

Midfielder / Ht.: 5-6 / Born: Dec. 31, 1998

	GP/GS	MIN	G	A	Y	R	W-L-T
2022	4/1	175	0	0	0	0	1-3-0
2023	3/1	126	1	0	0	0	3-0-0
2024	21/19	1589	0	2	4	0	16-1-4
3 Years	28/21	1890	1	2	4	0	20-4-4

ALL-TIME PLAYER REGISTER

COLAPRICO, DANIELLE

Midfielder / Ht.: 5-5 / Born: Sept. 6, 1993

	GP/GS	MIN	G	A	Y	R	W-L-T
2018	2/0	59	0	0	0	0	2-0-0

COLE, LISA

Forward / Ht.: 5-6 / Born: Aug. 30, 1969

	GP/GS	MIN	G	A	Y	R	W-L-T
1990	2/1	116	0	0	0	0	2-0-0

CONFER, ROBIN

Forward / Ht.: 5-8 / Born: Feb. 21, 1976

	GP/GS	MIN	G	A	Y	R	W-L-T
1996	1/1	70	0	0	0	0	1-0-0
1997	4/3	222	1	0	0	0	4-0-0
1998	3/1	108	0	0	0	0	3-0-0
3 Years	8/5	400	1	0	0	0	8-0-0

CONNORS, KERRY

Midfielder / Ht.: 5-5 / Born: Sept. 7, 1974

	GP/GS	MIN	G	A	Y	R	W-L-T
1997	4/2	193	0	0	0	0	3-1-0

CONWAY, KIM

Defender / Ht.: 5-4 / Born: Sept. 5, 1972

	GP/GS	MIN	G	A	Y	R	W-L-T
1993	4/4	300	0	0	0	0	4-0-0

COOK, ALANA

Defender / Ht.: 5-9 / Born: April 11, 1997

	GP/GS	MIN	G	A	Y	R	W-L-T
2019	1/1	90	0	0	0	0	1-0-0
2021	3/3	270	0	0	0	0	2-0-1
2022	15/15	1286	0	2	0	0	11-3-1
2023	10/8	798	1	0	0	0	9-0-1
4 Years	29/27	2444	1	2	0	0	14-3-2

COOK, ANN

Midfielder / Ht.: 5-5 / Born: Oct. 25, 1974

	GP/GS	MIN	G	A	Y	R	W-L-T
1998	1/0	52	0	1	0	0	1-0-0

CORNELL, PAM (née Pam Baughman)

Forward / Born: Oct. 25, 1962

	GP/GS	MIN	G	A	Y	R	W-L-T
1985	1/1	60	0	0	0	0	0-1-0
1986	2/1	90	0	0	0	0	1-1-0
2 Years	3/2	150	0	0	0	0	1-2-0

COX, STEPHANIE (née Stephanie Lopez)

Defender / Ht.: 5-6 / Born: April 3, 1986

	GP/GS	MIN	G	A	Y	R	W-L-T
2005	1/0	14	0	0	0	0	1-0-0
2006	8/1	366	0	1	0	0	8-0-0
2007	21/18	1698	0	4	0	0	17-1-3
2008	24/9	1315	0	4	1	0	22-1-1
2009	1/1	90	0	0	0	0	1-0-0
2010	9/6	557	0	0	0	0	8-0-1
2011	14/7	772	0	1	0	0	10-3-1
2012	4/1	239	0	1	0	0	3-1-0
2013	1/1	74	0	0	0	0	1-0-0
2014	6/6	472	0	2	1	0	4-1-1
10 Years	89/50	5597	0	13	2	0	75-7-7

CRAMER, ALEISHA

Midfielder / Ht.: 5-9 / Born: July 29, 1982

	GP/GS	MIN	G	A	Y	R	W-L-T
1998	1/1	71	0	0	0	0	1-0-0
1999	1/0	25	0	0	0	0	1-0-0
2000	5/5	381	0	1	0	0	3-1-1
2001	9/4	499	0	1	0	0	3-4-2
2002	3/1	137	0	0	0	0	1-1-1
5 Years	19/11	1113	0	2	0	0	9-6-4

CROMWELL, AMANDA

Defender / Ht.: 5-7 / Born: June 15, 1970

	GP/GS	MIN	G	A	Y	R	W-L-T
1991	7/4	413	0	3	0	0	5-2-0
1992	1/1	90	0	0	0	0	0-1-0
1993	17/14	1221	0	1	0	0	13-4-0
1994	10/1	227	1	0	1	0	9-1-0
1995	8/5	392	0	0	0	0	8-0-0
1996	1/1	90	0	0	0	0	1-0-0
1997	8/1	267	0	0	0	0	6-2-0
1998	3/1	137	0	0	0	0	3-0-0
8 Years	55/28	2837	1	4	1	0	45-10-0

CUNNINGHAM, COLLETTE

Forward / Ht.: 5-4 / Born: July 1, 1971

	GP/GS	MIN	G	A	Y	R	W-L-T
1992	2/1	70	0	0	0	0	0-2-0

DAHLKEMPER, ABBY

Defender / Ht.: 5-7 / Born: May 13, 1993

	GP/GS	MIN	G	A	Y	R	W-L-T
2016	2/0	41	0	0	0	0	2-0-0
2017	11/10	945	0	1	0	0	9-1-1
2018	17/16	1358	0	2	0	0	15-0-2
2019	23/21	1877	0	0	1	0	19-1-3
2020	9/8	748	0	0	0	0	9-0-0
2021	15/14	1308	0	0	0	0	13-1-1
2022	2/1	121	0	0	0	0	2-0-0
2023	1/1	90	0	0	0	0	1-0-0
2024	4/3	253	0	0	0	0	2-1-1
9 Years	84/74	6741	0	3	1	0	72-4-8

DALMY, MARIAN

Defender / Ht.: 5-10 / Born: Nov. 25, 1984

	GP/GS	MIN	G	A	Y	R	W-L-T
2007	5/2	182	0	0	0	0	4-1-0
2008	5/0	152	0	0	0	0	4-0-1
2009	1/0	30	0	0	0	0	1-0-0
3 Years	11/2	364	0	0	0	0	9-1-1

DAVIDSON, TIERNA

Defender / Ht.: 5-10 / Born: Sept. 19, 1998

	GP/GS	MIN	G	A	Y	R	W-L-T
2018	12/12	1049	1	2	1	0	11-0-1
2019	13/6	730	0	3	0	0	9-1-3
2020	1/1	45	0	0	0	0	1-0-0
2021	19/14	1258	0	2	0	0	13-2-4
2022	3/2	206	0	0	0	0	2-0-1
2023	3/2	242	0	0	0	0	3-0-0
2024	14/14	1151	2	0	0	0	11-0-3
7 Years	65/51	4681	3	7	1	0	50-3-12

DAWS, CINDY

Midfielder / Ht.: 5-8 / Born: Oct. 1, 1975

	GP/GS	MIN	G	A	Y	R	W-L-T
1997	2/0	56	0	0	0	0	2-0-0

DeMELO, SAVANNAH

Midfielder / Ht.: 5-5 / Born: March 26, 1998

	GP/GS	MIN	G	A	Y	R	W-L-T
2023	7/4	291	0	0	0	0	5-0-2

DEMKO, MICHELLE

Midfielder / Ht.: 5-4 / Born: June 15, 1973

	GP/GS	MIN	G	A	Y	R	W-L-T
1997	1/0	14	0	0	0	0	0-1-0

DeVERT, KRISTI

Midfielder / Ht.: 5-8 / Born: Oct. 1, 1975

	GP/GS	MIN	G	A	Y	R	W-L-T
1997	4/0	99	1	0	0	0	2-2-0

ALL-TIME PLAYER REGISTER

DiMARTINO, TINA

Midfielder / Ht.: 5-2 / Born: Nov. 6, 1986

	GP/GS	MIN	G	A	Y	R	W-L-T
2008	1/0	28	0	1	0	0	1-0-0
2009	4/2	119	1	0	0	0	3-0-1
2 Years	5/2	147	1	1	0	0	4-0-1

DORSEY, IMANI

Defender / Ht.: 5-7 / Born: March 21, 1996

	GP/GS	MIN	G	A	Y	R	W-L-T
2021	1/0	13	0	0	0	0	0-0-1

DRAMBOUR, BETSY

Defender / Born: Aug. 1, 1965

	GP/GS	MIN	G	A	Y	R	W-L-T
1986	6/6	540	0	0	0	0	4-2-0
1987	1/0	10	0	0	0	0	1-0-0
2 Years	7/6	550	0	0	0	0	5-2-0

DUNLAP-SEIVOLD, JOAN

Forward / Born: Aug. 7, 1961

	GP/GS	MIN	G	A	Y	R	W-L-T
1986	4/4	330	1	0	0	0	3-1-0

DUNN, CRYSTAL

Defender / Ht.: 5-1 / Born: July 3, 1992

	GP/GS	MIN	G	A	Y	R	W-L-T
2013	8/6	532	0	0	0	0	7-0-1
2014	4/1	197	0	0	0	0	3-0-1
2015	8/6	488	4	3	1	0	6-1-1
2016	25/17	1494	14	8	1	0	22-0-3
2017	12/7	657	4	1	0	0	9-3-0
2018	18/15	1411	2	2	2	0	16-0-2
2019	21/20	1617	0	3	0	0	17-1-3
2020	9/9	702	0	0	0	0	9-0-0
2021	18/17	1424	0	2	0	0	13-2-3
2022	3/0	85	0	0	0	0	0-3-0
2023	14/14	970	0	0	0	0	10-0-4
2024	15/12	1095	1	1	0	0	12-1-2
12 Years	155/124	10671	25	20	4	0	124-11-20

EGAN, DANIELLE

Midfielder / Ht.: 5-6 / Born: Aug. 28, 1973

	GP/GS	MIN	G	A	Y	R	W-L-T
1993	6/6	444	1	0	0	0	4-2-0

ELLERTSON, TINA (née Tina Frimpong)

Defender / Ht.: 5-9 / Born: May, 20, 1982

	GP/GS	MIN	G	A	Y	R	W-L-T
2005	3/1	171	0	0	0	0	3-0-0
2006	14/10	786	0	1	1	0	12-0-2
2007	13/5	506	0	0	0	0	11-1-1
2008	4/3	207	1	0	0	0	4-0-0
4 Years	34/19	1670	1	1	1	0	30-1-3

ENGEN, WHITNEY

Defender / Ht.: 5-8 / Born: Nov. 28, 1987

	GP/GS	MIN	G	A	Y	R	W-L-T
2011	2/0	45	0	0	0	0	2-0-0
2013	8/7	602	1	0	0	0	6-0-2
2014	13/11	1051	2	0	0	0	9-1-3
2015	6/3	381	1	1	0	0	5-1-0
2016	11/5	507	0	0	0	0	10-0-1
5 Years	40/26	2586	4	1	0	0	32-2-6

ENOS, STACEY

Defender / Born: Feb. 4, 1964

	GP/GS	MIN	G	A	Y	R	W-L-T
1985	4/4	360	0	0	0	0	0-3-1
1986	6/6	540	0	0	0	0	4-2-0
2 Years	10/10	900	0	0	0	0	4-5-1

ERTZ, JULIE (née Julie Johnston)

Midfielder / Ht.: 5-7 / Born: April 6, 1992

	GP/GS	MIN	G	A	Y	R	W-L-T
2013	2/1	98	0	0	0	0	2-0-0
2014	3/0	122	0	0	0	0	2-0-1
2015	21/21	1679	5	1	1	0	17-1-3
2016	19/15	1345	3	1	2	0	17-0-2
2017	12/8	719	6	0	0	0	9-2-1
2018	16/15	1135	4	0	1	0	15-0-1
2019	22/22	1755	1	1	0	0	19-0-3
2020	8/8	694	1	1	0	0	8-0-0
2021	13/12	1127	0	2	0	0	8-2-3
2023	7/5	494	0	0	2	0	4-0-3
10 Years	123/107	9152	20	6	6	0	101-5-17

FAIR, LORRIE

Defender / Ht.: 5-2 / Born: Aug. 5, 1978

	GP/GS	MIN	G	A	Y	R	W-L-T
1996	10/2	310	0	0	0	0	9-1-0
1997	9/8	738	0	0	0	0	9-0-0
1998	15/6	808	1	1	0	0	12-1-2
1999	17/6	741	0	1	0	0	15-1-1
2000	33/29	2469	6	2	1	0	21-5-7
2001	5/5	315	0	0	0	0	2-1-2
2002	18/10	1053	0	1	0	0	14-2-2
2003	7/6	435	0	0	0	0	5-1-1
2005	6/2	169	0	0	1	0	6-0-0
9 Years	120/74	7038	7	5	2	0	93-12-15

FAIR, RONNIE

Defender / Ht.: 5-2 / Born: Aug. 5, 1978

	GP/GS	MIN	G	A	Y	R	W-L-T
1997	2/0	43	0	1	0	0	2-0-0
1998	1/1	45	0	0	0	0	1-0-0
2 Years	3/1	88	0	1	0	0	3-0-0

FAWCETT, JOY (née Joy Biefeld)

Defender / Ht.: 5-5 / Born: Feb. 8, 1968

	GP/GS	MIN	G	A	Y	R	W-L-T
1987	7/7	600	2	0	0	0	4-2-1
1988	7/6	621	1	0	0	0	3-3-1
1989	1/1	90	0	0	0	0	0-0-1
1990	5/5	405	0	2	0	0	5-0-0
1991	25/24	2211	5	4	0	0	18-6-1
1993	12/12	1022	6	0	0	0	9-3-0
1994	5/5	376	0	0	0	0	5-0-0
1995	21/21	1845	1	3	0	0	17-2-2
1996	20/20	1780	0	1	0	0	18-1-1
1997	1/1	90	0	0	0	0	1-0-0
1998	24/24	1988	2	3	1	0	21-1-2
1999	27/26	2280	4	4	1	0	23-2-2
2000	31/30	2712	3	3	0	0	19-5-7
2001	1/1	77	0	0	0	0	1-0-0
2002	18/18	1544	2	1	0	0	14-2-2
2003	21/20	1726	0	1	0	0	15-2-4
2004	15/15	1340	1	1	0	0	12-0-3
17 Years	241/236	20707	27	23	2	0	185-29-27

FERGUSON, KAREN

Forward / Ht.: 5-5 / Born: Feb. 13, 1972

	GP/GS	MIN	G	A	Y	R	W-L-T
1992	1/1	84	0	0	1	0	0-1-0
1993	1/1	45	0	0	0	0	0-1-0
2 Years	2/2	129	0	0	1	0	0-2-0

FISCHER, JESSICA

Defender / Ht.: 5-8 / Born: Nov. 16, 1974

	GP/GS	MIN	G	A	Y	R	W-L-T
1993	2/2	143	0	0	0	0	2-0-0

FISHEL, MIA

Forward / Ht.: 5-7 / Born: April 30, 2001

	GP/GS	MIN	G	A	Y	R	W-L-T
2023	3/0	116	1	0	0	0	3-0-0

ALL-TIME PLAYER REGISTER

FLETCHER, KENDALL

Defender / Ht.: 5-6 / Born: Nov. 11, 1984

	GP/GS	MIN	G	A	Y	R	W-L-T
2009	1/1	90	0	0	1	0	1-0-0

FLORANCE, MEREDITH

Forward / Ht.: 5-7 / Born: May 10, 1979

	GP/GS	MIN	G	A	Y	R	W-L-T
1999	1/0	45	0	0	0	0	1-0-0
2001	2/2	132	0	0	0	0	0-1-1
2 Years	3/2	177	0	0	0	0	1-1-1

FOTOPOULOS, DANIELLE (née Danielle Garrett)

Forward / Ht.: 5-11 / Born: March 24, 1976

	GP/GS	MIN	G	A	Y	R	W-L-T
1996	2/1	97	3	2	0	0	2-0-0
1997	6/0	98	1	1	0	0	5-1-0
1998	1/0	15	0	0	0	0	1-0-0
1999	17/1	522	7	4	1	0	15-2-0
2002	4/3	183	1	2	1	0	3-1-0
2005	5/1	190	4	0	0	0	4-0-1
6 Years	35/6	1105	16	9	2	0	30-4-1

FOUDY, JULIE

Midfielder / Ht.: 5-6 / Born: Jan. 23, 1971

	GP/GS	MIN	G	A	Y	R	W-L-T
1988	1/1	90	0	0	0	0	1-0-0
1989	1/1	90	0	0	0	0	0-0-1
1990	6/6	540	0	1	1	0	6-0-0
1991	24/24	2160	5	8	0	0	18-5-1
1993	12/12	1080	2	0	0	0	8-4-0
1994	12/12	1080	4	3	2	0	11-1-0
1995	21/20	1777	2	4	2	0	17-2-2
1996	21/21	1705	4	3	1	1	18-1-2
1997	18/18	1474	4	2	0	0	16-2-0
1998	24/23	1758	6	7	1	0	21-1-2
1999	28/26	2020	5	6	1	0	24-2-2
2000	34/32	2659	6	5	2	0	21-5-8
2001	3/3	270	0	1	0	0	2-0-1
2002	18/17	1416	1	3	1	0	14-2-2
2003	19/16	1297	3	6	0	0	15-1-3
2004	32/30	2435	3	6	1	0	26-2-4
16 Years	274/262	21849	45	55	12	1	218-28-28

FOX, EMILY

Defender / Ht.: 5-5 / Born: July 5, 1998

	GP/GS	MIN	G	A	Y	R	W-L-T
2018	2/2	139	0	0	0	0	2-0-0
2019	1/1	53	0	0	0	0	0-1-0
2021	5/3	245	0	0	0	0	3-0-2
2022	14/14	987	0	1	1	0	11-2-1
2023	17/15	1327	1	1	0	0	13-0-4
2024	23/18	1703	0	1	0	0	18-1-4
6 Years	62/53	4455	1	3	1	0	47-4-11

FRENCH, MICHELLE

Midfielder / Ht.: 5-5 / Born: Jan. 27, 1977

	GP/GS	MIN	G	A	Y	R	W-L-T
1997	1/0	38	0	0	0	0	1-0-0
1998	1/1	90	0	0	0	0	1-0-0
1999	1/1	90	0	1	0	0	1-0-0
2000	8/6	569	0	1	0	0	5-1-2
2001	3/3	203	0	0	0	0	1-1-1
5 Years	14/11	990	0	2	0	0	9-2-3

GABARRA, CARIN (née Carin Jennings)

Forward / Ht.: 5-8 / Born: Jan. 9, 1965

	GP/GS	MIN	G	A	Y	R	W-L-T
1987	10/9	735	3	0	0	0	6-3-1
1988	7/6	589	5	2	1	0	3-3-1
1989	1/1	90	0	0	0	0	0-0-1
1990	6/5	417	4	2	0	0	6-0-0
1991	27/27	2221	16	21	1	0	20-6-1
1993	12/12	832	4	7	0	0	9-3-0
1994	12/12	916	9	4	0	0	11-1-0
1995	21/19	1645	10	10	0	0	17-2-2
1996	23/8	985	5	3	1	0	20-1-2
9 Years	119/99	8426	56	49	3	0	92-19-8

GAETINO, EVA

Defender / Ht.: 5-11 / Born: Dec. 17, 2002

	GP/GS	MIN	G	A	Y	R	W-L-T
2024	1/1	69	0	0	0	0	1-0-0

GANCITANO, LINDA

Defender / Born: Jan. 24, 1962

	GP/GS	MIN	G	A	Y	R	W-L-T
1985	2/1	120	0	0	0	0	0-2-0

GAUTRAT, MORGAN (née Morgan Brian)

Midfielder / Ht.: 5-7 / Born: Feb. 26, 1993

	GP/GS	MIN	G	A	Y	R	W-L-T
2013	3/0	62	1	0	0	0	3-0-0
2014	16/11	934	2	4	1	0	11-2-3
2015	24/19	1663	1	2	1	0	18-2-4
2016	20/18	1467	2	5	0	0	17-0-3
2017	6/2	235	0	0	0	0	3-3-0
2018	12/7	649	0	0	0	0	10-0-2
2019	6/5	439	2	0	0	0	4-1-1
2022	1/1	45	0	0	0	0	0-0-1
8 Years	88/63	5494	8	10	2	0	66-8-14

GEBAUER, WENDY

Forward / Ht.: 5-7 / Born: Dec. 25, 1966

	GP/GS	MIN	G	A	Y	R	W-L-T
1987	4/2	195	1	0	0	0	3-1-0
1988	5/3	175	1	0	0	0	2-1-2
1989	1/1	39	0	0	0	0	0-0-1
1990	3/1	166	1	1	0	0	3-0-0
1991	13/6	658	7	1	0	0	9-3-1
5 Years	26/13	1233	10	2	0	0	17-5-4

GIRMA, NAOMI

Defender / Ht.: 5-6 / Born: June 14, 2000

	GP/GS	MIN	G	A	Y	R	W-L-T
2022	10/8	741	0	1	0	0	8-2-0
2023	16/16	1290	0	0	1	0	12-0-4
2024	18/18	1637	2	0	0	0	15-0-3
3 Years	44/42	3668	2	1	0	0	35-2-7

GMITTER, LISA

Forward / Ht.: 5-5 / Born: May 22, 1965

	GP/GS	MIN	G	A	Y	R	W-L-T
1986	5/5	420	1	0	0	0	4-1-0
1987	6/5	480	2	0	0	0	3-3-0
2 Years	11/10	900	3	0	0	0	7-4-0

GORDON, CINDY

Forward / Born: Nov. 14, 1962

	GP/GS	MIN	G	A	Y	R	W-L-T
1985	4/4	360	0	0	0	0	0-3-1
1986	2/0	60	0	0	0	0	1-1-0
2 Years	6/4	420	0	0	0	0	1-4-1

ALL-TIME PLAYER REGISTER

GORDON, SANDI

Defender / Ht.: 5-6 / Born: March 25, 1963

	GP/GS	MIN	G	A	Y	R	W-L-T
1987	6/6	540	0	0	0	0	2-4-0
1988	1/1	9	0	0	0	0	1-0-0
2 Years	7/7	549	0	0	0	0	3-4-0

GRUBB, JEN

Defender / Ht.: 5-7 / Born: July 20, 1978

	GP/GS	MIN	G	A	Y	R	W-L-T
1995	3/0	82	0	1	0	0	3-0-0
1996	6/4	303	1	0	0	0	5-0-1
1997	2/1	90	0	0	0	0	2-0-0
1999	1/1	67	1	0	0	0	1-0-0
4 Years	12/6	542	2	1	0	0	11-0-1

HAGEN, SARAH

Forward / Ht.: 5-10 / Born: Nov. 18, 1989

	GP/GS	MIN	G	A	Y	R	W-L-T
2014	2/0	19	0	0	0	0	0-2-0

HAMILTON, KRISTEN

Forward / Ht.: 5-4 / Born: April 17, 1992

	GP/GS	MIN	G	A	Y	R	W-L-T
2019	1/0	14	0	0	1	0	1-0-0

HAMILTON, LINDA

Defender / Ht.: 5-6 / Born: June 4, 1969

	GP/GS	MIN	G	A	Y	R	W-L-T
1987	3/3	270	0	0	0	0	2-0-1
1988	8/8	720	0	0	0	0	3-3-2
1989	1/1	90	0	0	0	0	0-0-1
1990	5/5	379	0	0	0	0	5-0-0
1991	7/5	533	0	0	0	0	6-1-0
1993	13/11	949	1	1	0	0	11-2-0
1994	12/9	890	0	0	2	0	11-1-0
1995	23/22	1837	0	0	1	0	19-2-2
8 Years	72/64	5671	1	1	3	0	57-9-6

HAMM, MIA

Forward / Ht.: 5-5 / Born: March 17, 1972

	GP/GS	MIN	G	A	Y	R	W-L-T
1987	7/4	390	0	0	0	0	4-2-1
1988	8/7	550	0	0	1	0	3-3-2
1989	1/0	51	0	0	0	0	0-0-1
1990	5/1	214	4	2	0	0	5-0-0
1991	28/24	1933	10	4	2	0	21-6-1
1992	2/2	135	1	0	0	0	0-2-0
1993	16/16	1337	10	4	0	0	12-4-0
1994	9/9	810	10	5	2	0	8-1-0
1995	22/22	1858	19	20	3	0	18-2-2
1996	23/23	1829	9	18	2	0	21-1-1
1997	16/16	1245	18	6	1	0	14-2-0
1998	21/21	1566	20	20	1	0	18-1-2
1999	26/26	2042	13	16	0	0	22-2-2
2000	33/29	2511	13	14	2	0	20-5-8
2001	3/2	170	2	2	0	0	2-0-1
2002	9/5	497	7	5	0	0	9-0-0
2003	17/15	1353	8	9	0	0	14-1-2
2004	30/27	2290	14	22	5	0	25-2-3
18 Years	276/248	20760	158	147	19	0	216-34-26

HANSON, HALEY

Midfielder / Ht.: 5-6 / Born: February 22, 1996

	GP/GS	MIN	G	A	Y	R	W-L-T
2018	1/0	50	0	0	0	0	1-0-0

HATCH, ASHLEY

Forward / Ht.: 5-9 / Born: May 25, 1995

	GP/GS	MIN	G	A	Y	R	W-L-T
2016	1/0	16	0	0	0	0	1-0-0
2018	1/0	10	0	0	0	0	1-0-0
2021	2/2	144	2	0	1	0	1-0-1
2022	10/2	309	2	1	1	0	9-1-0
2023	8/2	277	1	0	0	0	7-0-1
5 Years	22/6	756	5	1	2	0	19-1-2

HAWKINS, DEVVYN

Midfielder / Ht.: 5-8 / Born: Nov. 29, 1980

	GP/GS	MIN	G	A	Y	R	W-L-T
2001	5/4	327	0	0	1	0	1-4-0
2002	2/1	93	0	0	0	0	2-0-0
2003	2/1	62	1	0	1	0	2-0-0
3 Years	9/6	482	1	0	2	0	5-4-0

HEALY, TUCKA

	GP/GS	MIN	G	A	Y	R	W-L-T
1985	3/2	210	0	0	0	0	0-3-0

HEAPS, LINDSEY (née Lindsey Horan)

Midfielder / Ht.: 5-9 / Born: May 26, 1994

	GP/GS	MIN	G	A	Y	R	W-L-T
2013	2/0	40	0	1	0	0	2-0-0
2015	4/3	294	1	3	1	0	3-1-0
2016	24/14	1195	2	5	1	0	21-0-3
2017	13/6	733	1	4	1	0	9-3-1
2018	19/16	1298	3	8	0	0	17-0-2
2019	16/12	986	5	4	3	0	15-1-0
2020	8/5	503	7	3	0	0	8-0-0
2021	22/18	1707	6	5	4	0	15-2-5
2022	14/14	979	1	0	1	0	11-3-0
2023	17/17	1456	5	1	2	0	13-0-4
2024	22/21	1804	5	3	2	0	17-1-4
11 Years	161/126	10995	36	37	15	0	131-11-19

HEATH, TOBIN

Forward / Ht.: 5-6 / Born: May 29, 1988

	GP/GS	MIN	G	A	Y	R	W-L-T
2008	17/3	637	2	1	0	0	16-1-0
2009	2/0	61	0	0	0	0	2-0-0
2011	15/2	526	1	2	0	0	9-2-4
2012	26/16	1479	4	7	0	0	22-1-3
2013	9/7	609	1	4	0	0	7-0-2
2014	16/10	795	3	4	2	0	11-1-4
2015	21/13	1180	1	3	1	0	16-2-3
2016	22/20	1747	6	8	1	0	20-0-2
2017	4/2	212	0	0	0	0	2-2-0
2018	10/8	657	7	6	2	0	9-0-1
2019	20/20	1417	7	5	0	0	17-0-3
2020	7/4	358	1	0	1	0	7-0-0
2021	12/6	493	3	2	0	0	7-2-3
13 Years	181/111	10171	36	42	7	0	145-11-25

HEINRICHS, APRIL

Forward / Ht.: 5-4 / Born: Feb. 27, 1964

	GP/GS	MIN	G	A	Y	R	W-L-T
1986	6/5	420	3	0	0	0	4-2-0
1987	10/10	870	7	0	0	0	5-4-1
1988	4/3	320	0	2	0	0	2-2-0
1989	1/1	90	0	0	0	0	0-0-1
1990	5/5	384	6	2	0	0	5-0-0
1991	20/19	1566	19	7	0	0	17-3-0
6 Years	46/43	3650	35	11	0	0	33-11-2

HELLMUTH, HOLLY

Defender / Ht.: 5-7 / Born: March 19, 1971

	GP/GS	MIN	G	A	Y	R	W-L-T
1990	1/1	90	0	0	0	0	1-0-0

ALL-TIME PLAYER REGISTER

HENRY, LORI

Defender / Ht.: 5-6 / Born: March 20, 1966

	GP/GS	MIN	G	A	Y	R	W-L-T
1985	4/4	360	0	0	0	0	0-3-1
1986	6/6	540	0	0	0	0	4-2-0
1987	11/11	960	2	0	0	0	6-4-1
1988	7/7	630	1	0	1	0	2-3-2
1989	1/1	90	0	0	0	0	0-0-1
1990	4/2	200	0	0	0	0	4-0-0
1991	7/4	399	0	0	0	0	4-3-0
7 years	40/35	3179	3	0	1	0	20-15-5

HERSHFELT, HAL

Midfielder / Ht.: 5-8 / Born: October 3, 2001

	GP/GS	MIN	G	A	Y	R	W-L-T
2024	3/1	134	0	0	0	0	3-0-0

HIGGINS, SHANNON

Midfielder / Ht.: 5-5 / Born: Feb. 20, 1968

	GP/GS	MIN	G	A	Y	R	W-L-T
1987	10/7	675	1	0	0	0	6-3-1
1988	8/8	720	0	1	0	0	3-3-2
1989	1/1	90	0	0	0	0	0-0-1
1990	6/6	489	1	2	0	0	6-0-0
1991	26/25	2130	2	9	0	0	19-6-1
5 years	51/47	4104	4	12	0	0	34-12-5

HINKLE, JAELENE

Defender / Ht.: 5-4 / Born: May 28, 1993

	GP/GS	MIN	G	A	Y	R	W-L-T
2015	4/0	155	0	0	0	0	2-1-1
2016	4/1	165	0	0	0	0	4-0-0
2 years	8/1	320	0	0	0	0	6-1-1

HOLIDAY, LAUREN (née Lauren Cheney)

Midfielder / Ht.: 5-8 / Born: Sept. 30, 1987

	GP/GS	MIN	G	A	Y	R	W-L-T
2007	2/1	54	1	0	0	0	1-0-1
2008	14/3	501	2	2	1	0	14-0-0
2009	3/0	87	1	2	0	0	3-0-0
2010	13/6	707	7	2	1	0	12-0-1
2011	19/13	1090	5	5	1	0	12-3-4
2012	31/24	2131	2	11	1	0	27-1-3
2013	12/10	876	3	6	0	0	10-0-2
2014	20/19	1550	2	3	3	0	15-1-4
2015	19/17	1468	1	6	2	0	15-1-3
9 years	133/93	8464	24	37	9	0	109-6-18

HOWELL, JAELEN

Midfielder / Ht.: 5-8 / Born: Nov. 21, 1999

	GP/GS	MIN	G	A	Y	R	W-L-T
2020	1/0	1	0	0	0	0	1-0-0
2021	1/0	28	0	0	0	0	1-0-0
2022	3/0	86	1	0	0	0	3-0-0
3 years	5/0	115	1	0	0	0	5-0-0

HUCLES, ANGELA

Midfielder / Ht.: 5-7 / Born: July 5, 1978

	GP/GS	MIN	G	A	Y	R	W-L-T
2002	9/2	441	1	2	0	0	9-0-0
2003	15/6	701	0	0	0	0	11-1-3
2004	21/8	923	4	2	0	0	17-1-3
2005	7/3	275	0	0	0	0	7-0-0
2006	7/4	393	0	0	0	0	7-0-0
2007	11/4	348	0	0	0	0	8-0-3
2008	32/15	1875	8	1	0	0	29-1-2
2009	7/6	517	0	0	0	0	6-0-1
8 years	109/48	5473	13	5	0	0	94-3-12

HUERTA, SOFIA

Defender / Ht.: 5-7 / Born: Dec. 14, 1992

	GP/GS	MIN	G	A	Y	R	W-L-T
2017	3/1	156	0	1	0	0	3-0-0
2018	4/1	153	0	0	0	0	4-0-0
2021	2/1	135	0	0	0	0	1-0-1
2022	16/11	1074	0	2	0	0	13-3-0
2023	7/3	333	0	1	0	0	7-0-0
5 years	32/17	1851	0	4	0	0	28-3-1

HUFFMAN, SARAH

Midfielder / Ht.: 5-4 / Born: March 5, 1984

	GP/GS	MIN	G	A	Y	R	W-L-T
2010	1/0	45	0	0	0	0	0-0-1

HUIE, LINDSEY

Defender / Ht.: 5-4 / Born: Dec. 26, 1982

	GP/GS	MIN	G	A	Y	R	W-L-T
2005	1/0	16	0	0	0	0	1-0-0

IRIZARRY, PATTY

Defender / Ht.: 5-7 / Born: Feb. 8, 1965

	GP/GS	MIN	G	A	Y	R	W-L-T
1987	1/0	30	0	0	0	0	1-0-0
1988	1/1	90	0	0	0	0	1-0-0
2 years	2/1	120	0	0	0	0	2-0-0

JOBSON, MARCI (née Marci Miller)

Midfielder / Ht.: 5-7 / Born: Dec. 4, 1975

	GP/GS	MIN	G	A	Y	R	W-L-T
2005	2/1	91	0	0	0	0	1-0-1
2006	11/3	471	0	0	1	0	9-0-2
2007	4/1	72	0	0	0	0	3-0-1
3 years	17/5	634	0	0	1	0	13-0-4

JONES, LAURA

Defender / Ht.: 5-9 / Born: Oct. 15, 1969

	GP/GS	MIN	G	A	Y	R	W-L-T
1992	1/1	90	0	0	0	0	0-1-0

KAI, NATASHA

Forward / Ht.: 5-8 / Born: May 22, 1983

	GP/GS	MIN	G	A	Y	R	W-L-T
2006	17/4	710	6	2	1	0	15-0-2
2007	18/4	570	2	3	1	0	14-0-4
2008	28/20	1594	15	8	1	0	25-1-2
2009	4/2	219	1	0	0	0	3-0-1
4 years	67/30	3093	24	13	3	0	57-1-9

KAUFMAN, CHRISTINA

Forward / Ht.: 5-5 / Born: Dec. 7, 1964

	GP/GS	MIN	G	A	Y	R	W-L-T
1993	2/0	59	1	0	0	0	2-0-0

KELLER, BETH

Midfielder / Ht.: 5-6 / Born: June 25, 1978

	GP/GS	MIN	G	A	Y	R	W-L-T
1999	1/0	23	1	0	0	0	1-0-0

KELLER, DEBBIE

Forward / Ht.: 5-4 / Born: March 24, 1975

	GP/GS	MIN	G	A	Y	R	W-L-T
1995	9/2	294	1	1	0	0	9-0-0
1997	14/5	626	3	4	1	0	12-2-0
1998	23/7	964	14	1	0	0	20-1-2
3 years	46/14	1884	18	6	1	0	41-3-2

KESTER, SHERRILL

Forward / Ht.: 5-3 / Born: March 6, 1978

	GP/GS	MIN	G	A	Y	R	W-L-T
2000	3/3	180	3	1	0	0	2-0-1

ALL-TIME PLAYER REGISTER

KLINGENBERG, MEGHAN

Defender / Ht.: 5-2 / Born: Aug. 2, 1988

	GP/GS	MIN	G	A	Y	R	W-L-T
2011	2/0	22	0	0	0	0	2-0-0
2013	4/3	257	0	0	0	0	4-0-0
2014	18/17	1325	1	0	0	0	11-3-4
2015	26/23	1970	2	1	0	0	20-2-4
2016	20/18	1562	0	4	1	0	18-0-2
2017	4/4	225	0	1	0	0	4-0-0
6 Years	74/65	5361	3	6	1	0	59-5-10

KLUEGEL, JENA

Midfielder / Ht.: 5-3 / Born: Nov. 11, 1979

	GP/GS	MIN	G	A	Y	R	W-L-T
2000	3/2	211	0	1	0	0	2-1-0
2001	10/6	693	0	0	0	0	3-5-2
2002	7/2	329	1	0	0	0	5-1-1
2003	4/1	172	0	0	0	0	2-1-1
4 Years	24/11	1405	1	1	0	0	12-8-4

KORNIECK, TAYLOR

Midfielder / Ht.: 6-1 / Born: Nov. 22, 1998

	GP/GS	MIN	G	A	Y	R	W-L-T
2022	7/0	121	1	0	0	0	6-1-0
2023	5/1	93	1	0	1	0	5-0-0
2 Years	12/1	214	2	0	1	0	11-1-0

KRAMARZ, NANCY

Midfielder / Ht.: 5-6 / Born: March 3, 1971

	GP/GS	MIN	G	A	Y	R	W-L-T
1993	6/3	343	1	0	0	0	6-0-0

KRAUS, ANNA

Defender / Ht.: 5-4 / Born: July 29, 1980

	GP/GS	MIN	G	A	Y	R	W-L-T
2000	1/0	23	0	0	0	0	1-0-0
2001	5/4	371	0	0	0	0	1-4-0
2 Years	6/4	394	0	0	0	0	2-4-0

KRIEGER, ALI

Defender / Ht.: 5-6 / July 28, 1984

	GP/GS	MIN	G	A	Y	R	W-L-T
2008	2/2	180	0	0	0	0	2-0-0
2010	8/4	447	0	0	0	0	7-0-1
2011	16/16	1341	0	2	0	0	10-2-4
2012	1/1	42	0	1	0	0	1-0-0
2013	10/9	776	1	0	1	0	8-0-2
2014	20/18	1596	0	3	0	0	13-2-5
2015	22/18	1580	0	2	0	0	18-2-2
2016	17/7	792	0	0	1	0	15-0-2
2017	2/1	135	0	0	0	0	1-1-0
2019	6/2	292	0	0	0	0	6-0-0
2020	3/3	270	0	1	0	0	3-0-0
2021	1/1	79	0	1	1	0	1-0-0
12 Years	108/82	7530	1	10	3	0	8-0-1

KRUEGER, CASEY (née Casey Short)

Defender / Ht.: 5-8 / Born: Aug. 23, 1990

	GP/GS	MIN	G	A	Y	R	W-L-T
2016	4/4	315	0	0	1	0	4-0-0
2017	15/13	1116	0	1	1	0	12-2-1
2018	8/2	271	0	1	0	0	6-0-2
2019	4/2	247	0	0	0	0	3-0-1
2020	1/0	30	0	0	0	0	1-0-0
2021	5/3	189	0	2	0	0	4-0-1
2023	5/2	228	0	0	0	0	4-0-1
2024	18/4	559	0	2	0	0	14-0-4
8 Years	60/30	2955	0	6	2	0	48-2-10

LALOR, JENNIFER

Midfielder / Ht.: 5-2 / Born: Sept. 5, 1974

	GP/GS	MIN	G	A	Y	R	W-L-T
1992	1/0	45	0	0	0	0	0-1-0
1993	2/1	55	0	0	0	0	1-1-0
1994	9/4	472	1	0	0	0	8-1-0
1995	9/1	251	0	0	0	0	8-1-0
2001	2/1	103	1	0	0	0	0-1-1
5 Years	23/7	926	2	0	0	0	17-5-1

LAVELLE, ROSE

Midfielder / Ht.: 5-4 / Born: May 14, 1995

	GP/GS	MIN	G	A	Y	R	W-L-T
2017	7/7	477	2	1	0	0	5-2-0
2018	13/9	687	4	1	0	0	12-0-1
2019	18/17	1188	4	4	0	0	15-0-3
2020	8/7	539	3	0	0	0	8-0-0
2021	22/17	1411	5	5	1	0	15-2-5
2022	16/15	1107	4	6	2	0	12-3-1
2023	8/6	532	2	4	2	0	6-0-2
2024	18/14	1130	0	3	0	0	15-1-2
8 Years	110/92	7071	24	24	5	0	88-8-14

LePEILBET, AMY

Defender / Ht.: 5-6 / Born: March 12, 1982

	GP/GS	MIN	G	A	Y	R	W-L-T
2004	6/4	439	0	1	1	0	6-0-0
2005	4/3	288	0	0	0	0	3-0-1
2006	13/9	818	0	0	0	0	10-0-3
2009	4/4	315	0	0	0	0	4-0-0
2010	17/17	1439	0	0	1	0	14-1-2
2011	12/11	904	0	0	1	0	7-3-4
2012	28/27	2041	0	0	0	0	24-1-3
7 Years	84/75	6244	0	1	3	0	68-5-13

LEROUX, SYDNEY

Forward / Ht.: 5-7 / Born: May 7, 1990

	GP/GS	MIN	G	A	Y	R	W-L-T
2011	1/0	5	0	0	0	0	0-1-0
2012	27/0	517	14	1	1	0	23-1-3
2013	15/9	835	10	4	2	0	12-0-3
2014	21/15	1308	9	5	1	1	15-2-4
2015	11/4	468	2	2	0	0	8-0-3
2017	2/0	31	0	0	0	0	2-0-0
6 Years	77/28	3164	35	12	4	1	60-4-13

LEWANDOWSKI, GINA

Defender / Ht.: 5-7 / Born: April 13, 1985

	GP/GS	MIN	G	A	Y	R	W-L-T
2015	1/0	17	0	0	0	0	1-0-0

LILLY, KRISTINE

Midfielder / Ht.: 5-4 / Born: July 22, 1971

	GP/GS	MIN	G	A	Y	R	W-L-T
1987	7/7	600	1	1	0	0	4-2-1
1988	8/7	640	0	2	0	0	3-3-2
1990	6/6	444	1	3	0	0	6-0-0
1991	27/26	2156	7	12	0	0	20-6-1
1993	16/15	1305	9	2	0	0	12-4-0
1994	13/13	1170	7	4	1	0	12-1-0
1995	23/22	1928	12	3	0	0	19-2-2
1996	23/23	2003	8	6	3	0	20-1-2
1997	18/18	1588	7	9	0	0	16-2-0
1998	24/24	1920	8	11	3	0	21-1-2
1999	28/27	2395	20	8	0	0	24-2-2
2000	34/30	2666	6	5	1	0	21-5-8
2001	3/2	217	0	0	0	0	2-0-1
2002	16/16	1291	3	9	1	0	12-2-2
2003	19/18	1407	3	3	1	0	15-1-3
2004	28/28	2451	8	8	2	0	23-1-4
2005	8/8	684	4	3	0	0	7-0-1
2006	20/19	1723	13	7	0	1	16-0-4
2007	21/20	1771	12	8	1	0	18-1-2
2008	2/0	73	0	0	0	0	2-0-0
2010	10/3	441	1	2	0	0	7-1-2
21 Years	354/332	28874	130	106	13	1	280-35-39

ALL-TIME PLAYER REGISTER

LINDSEY, KELLY

Defender / Ht.: 5-6 / Born: Sept. 3, 1979

	GP/GS	MIN	G	A	Y	R	W-L-T
2000	3/3	270	0	0	0	0	2-0-1
2002	1/0	45	0	0	0	0	1-0-0
2 Years	4/3	315	0	0	0	0	3-0-1

LINDSEY, LORI

Midfielder / Ht.: 5-5 / Born: March 19, 1980

	GP/GS	MIN	G	A	Y	R	W-L-T
2005	1/0	28	0	0	0	0	1-0-0
2010	13/6	741	0	7	2	0	12-0-1
2011	10/3	446	0	0	0	0	9-1-0
2012	6/2	283	1	0	0	0	5-0-1
2013	1/0	6	0	0	0	0	1-0-0
5 Years	31/11	1504	1	7	2	0	28-1-2

LLOYD, CARLI

Forward / Ht.: 5-8 / Born: July 16, 1982

	GP/GS	MIN	G	A	Y	R	W-L-T
2005	2/0	72	0	0	0	0	2-0-0
2006	19/13	1139	1	2	1	0	16-0-3
2007	23/13	1383	9	3	3	0	18-1-4
2008	35/35	2781	9	9	2	0	33-1-1
2009	6/5	485	0	0	0	0	5-0-1
2010	15/14	1177	3	5	3	0	13-1-1
2011	19/19	1654	6	3	3	0	12-3-4
2012	32/27	2441	15	1	1	0	28-1-3
2013	11/9	768	3	1	2	1	10-0-1
2014	23/23	2043	15	8	2	0	15-3-5
2015	26/24	2073	18	5	2	0	20-2-4
2016	21/20	1644	17	11	1	0	19-0-2
2017	14/8	652	2	2	1	0	10-3-1
2018	19/5	789	7	0	0	0	17-0-2
2019	23/9	974	16	5	2	0	19-1-3
2020	6/5	418	2	3	0	0	6-0-0
2021	22/12	1013	11	6	1	0	16-2-4
17 Years	316/241	21506	134	64	24	1	259-18-39

LOHMAN, JOANNA

Midfielder / Ht.: 5-5 / Born: June 16, 1982

	GP/GS	MIN	G	A	Y	R	W-L-T
2001	4/2	168	0	0	1	0	1-3-0
2006	3/1	106	0	0	0	0	3-0-0
2007	2/0	26	0	0	0	0	1-0-1
3 Years	9/3	300	0	0	1	0	5-3-1

LONG, ALLIE

Midfielder / Ht.: 5-8 / Born: Aug. 13, 1987

	GP/GS	MIN	G	A	Y	R	W-L-T
2014	4/2	178	0	1	0	0	2-0-2
2016	16/14	1191	3	2	1	0	13-0-3
2017	13/7	748	3	0	0	0	9-3-1
2018	7/1	226	0	0	0	0	7-0-0
2019	11/1	339	2	0	1	0	10-0-1
5 Years	51/25	2682	8	3	2	0	41-3-7

MACARIO, CATARINA

Forward / Ht.: 5-5 / Born: October 4, 1999

	GP/GS	MIN	G	A	Y	R	W-L-T
2021	12/6	512	3	1	0	0	11-0-1
2022	5/5	342	5	1	1	0	4-0-1
2024	2/1	73	0	1	0	0	2-0-0
3 Years	19/2	927	8	2	1	0	17-0-2

MACE, HAILIE

Defender / Ht.: 5-7 / Born: March 24, 1997

	GP/GS	MIN	G	A	Y	R	W-L-T
2018	3/1	137	0	0	0	0	3-0-0
2022	5/1	163	0	0	1	0	3-2-0
2024	1/1	60	0	0	0	0	1-0-0
3 Years	9/3	360	0	0	1	0	7-2-0

MacMILLAN, SHANNON

Forward / Ht.: 5-5 / Born: Oct. 7, 1974

	GP/GS	MIN	G	A	Y	R	W-L-T
1993	1/1	90	0	0	0	0	1-0-0
1994	6/4	371	1	1	0	0	5-1-0
1995	1/0	11	0	0	0	0	1-0-0
1996	21/18	1401	8	4	0	0	19-0-2
1997	11/11	982	4	7	1	0	9-2-0
1998	24/14	1321	1	3	2	0	21-1-2
1999	26/10	1280	8	12	0	0	22-2-2
2000	35/29	2378	12	11	2	0	22-6-7
2001	3/3	145	1	1	0	0	2-0-1
2002	18/13	1143	17	3	0	0	14-2-2
2003	14/6	605	7	2	0	0	10-1-3
2004	15/5	606	1	6	0	0	12-1-2
2005	2/0	73	0	0	0	0	2-0-0
13 Years	177/114	10406	60	50	5	0	140-16-21

MALONSON, ALYSSA

Defender / Ht.: 5-4 / Born: April 9, 1999

	GP/GS	MIN	G	A	Y	R	W-L-T
2024	1/1	69	0	1	0	0	1-0-0

MANTHEI, HOLLY

Midfielder / Forward / Ht.: 5-8 / Born: Feb. 8, 1976

	GP/GS	MIN	G	A	Y	R	W-L-T
1995	15/5	579	0	1	0	0	13-1-1
1996	6/2	199	0	1	1	0	5-0-1
1997	2/2	180	0	1	0	0	2-0-0
3 Years	23/9	964	0	3	1	0	20-1-2

MARKGRAF, KATE (née Kate Sobrero)

Defender / Ht.: 5-7 / Born: Aug. 23, 1976

	GP/GS	MIN	G	A	Y	R	W-L-T
1998	13/9	867	0	1	1	0	12-0-1
1999	21/20	1754	0	0	0	0	17-2-2
2000	30/30	2556	0	1	1	0	19-4-7
2001	4/4	360	0	0	1	0	1-1-2
2002	16/14	988	0	1	0	0	13-1-2
2003	21/20	1615	0	0	0	0	16-1-4
2004	33/32	2810	0	3	2	0	27-2-4
2005	9/9	810	0	1	0	0	8-0-1
2006	7/5	415	0	0	0	0	6-0-1
2007	15/15	1146	0	0	0	0	11-1-3
2008	29/28	2304	1	1	0	0	26-1-2
2010	3/1	163	0	0	0	0	2-0-1
12 Years	201/187	15788	1	8	5	0	158-13-30

MARQUAND, ALLY

Midfielder / Forward / Ht.: 5-6 / Born: July 1, 1981

	GP/GS	MIN	G	A	Y	R	W-L-T
2001	4/4	242	1	0	1	0	0-4-0

MASAR, ELLA

Forward / Ht.: 5-7 / Born: April 3, 1986

	GP/GS	MIN	G	A	Y	R	W-L-T
2009	1/0	18	0	0	0	0	1-0-0

MASCARO, JEN (née Jen Streiffer)

Midfielder / Ht.: 5-6 / Born: May 25, 1978

	GP/GS	MIN	G	A	Y	R	W-L-T
1999	1/1	90	0	1	0	0	1-0-0
2000	3/3	194	2	2	0	0	2-0-1
2 Years	4/4	284	2	3	0	0	3-0-1

MATHIAS, MERRITT

Defender / Ht.: 5-3 / Born July 2, 1990

	GP/GS	MIN	G	A	Y	R	W-L-T
2018	1/0	13	0	0	0	0	1-0-0

ALL-TIME PLAYER REGISTER

McCAFFREY, STEPHANIE

Forward / Ht.: 5-6 / Born: Feb. 18, 1993

	GP/GS	MIN	G	A	Y	R	W-L-T
2015	4/0	101	1	1	0	0	3-1-0
2016	2/1	135	0	1	0	0	2-0-0
2 Years	6/1	236	1	2	0	0	5-1-0

McCARTHY, MEGAN

Defender / Ht.: 5-6 / Born: Sept. 20, 1966

	GP/GS	MIN	G	A	Y	R	W-L-T
1987	10/8	750	0	0	0	0	5-4-1
1988	6/5	449	0	0	0	0	2-2-2
1990	4/2	276	0	1	0	0	4-0-0
1991	15/7	949	0	1	0	0	10-4-1
1993	2/0	84	0	0	0	0	2-0-0
1994	5/2	169	0	0	0	0	4-1-0
6 Years	42/24	2677	0	2	0	0	27-11-4

McCASKILL, SAVANNAH

Forward / Ht.: 5-4 / Born: July 31, 1996

	GP/GS	MIN	G	A	Y	R	W-L-T
2018	6/1	157	0	0	0	0	5-0-1

McDERMOTT, MARCIA

Midfielder / Ht.: 5-6 / Born: Aug. 16, 1965

	GP/GS	MIN	G	A	Y	R	W-L-T
1986	6/2	345	4	0	0	0	4-2-0
1988	1/0	26	0	0	0	0	0-1-0
2 Years	7/2	371	4	0	0	0	4-3-0

McDONALD, JESSICA

Forward / Ht.: 5-10 / Born: Feb. 28, 1988

	GP/GS	MIN	G	A	Y	R	W-L-T
2016	1/0	45	0	0	0	0	1-0-0
2018	2/1	67	1	0	0	0	2-0-0
2019	11/1	326	1	1	0	0	9-1-1
2020	5/3	245	2	1	0	0	5-0-0
4 Years	19/5	681	4	2	0	0	17-1-1

McGRADY, TEGAN

Defender / Ht.: 5-6 / Born: Oct. 11, 1997

	GP/GS	MIN	G	A	Y	R	W-L-T
2018	1/0	32	0	0	0	0	1-0-0

MEWIS, KRISTIE

Midfielder / Ht.: 5-9 / Born: Feb. 25, 1991

	GP/GS	MIN	G	A	Y	R	W-L-T
2013	10/6	607	1	2	0	0	8-0-2
2014	5/2	269	0	0	0	0	2-2-1
2020	1/0	29	1	0	0	0	1-0-0
2021	17/4	545	2	2	1	0	12-1-4
2022	13/2	498	3	0	0	0	12-0-1
2023	7/1	203	0	0	0	0	6-0-1
6 Years	53/15	2151	7	4	1	0	41-3-9

MEWIS, SAMANTHA

Midfielder / Ht.: 6-0 / Born: Oct. 9, 1992

	GP/GS	MIN	G	A	Y	R	W-L-T
2014	3/1	96	0	0	0	0	0-3-0
2015	1/0	19	0	0	0	0	0-0-1
2016	14/5	595	4	0	0	0	13-0-1
2017	16/16	1242	3	1	0	0	12-3-1
2018	7/2	275	1	0	0	0	7-0-0
2019	19/11	1136	6	4	1	0	17-1-1
2020	8/6	548	4	1	0	0	8-0-0
2021	15/11	873	6	4	0	0	10-2-3
8 Years	83/52	4784	24	10	1	0	67-9-7

MILBRETT, TIFFENY

Forward / Ht.: 5-2 / Born: Oct. 23, 1972

	GP/GS	MIN	G	A	Y	R	W-L-T
1991	1/0	25	0	0	0	0	0-1-0
1992	2/2	140	1	0	0	0	0-2-0
1993	9/4	492	1	1	0	0	8-1-0
1994	8/3	302	2	1	1	0	7-1-0
1995	23/11	1198	8	7	1	0	20-1-2
1996	24/20	1519	13	3	1	0	21-1-2
1997	17/17	1371	8	14	1	0	15-2-0
1998	20/19	1362	14	9	0	0	18-0-2
1999	27/26	2087	21	12	0	0	23-2-2
2000	35/31	2643	15	9	1	0	21-6-8
2001	5/4	390	3	1	1	0	2-1-2
2002	12/11	911	9	6	1	0	8-2-2
2003	18/7	795	4	1	1	0	12-2-4
2005	5/2	207	1	0	0	0	4-0-1
14 Years	206/157	13442	100	64	8	0	159-22-25

MITTS, HEATHER

Defender / Ht.: 5-5 / Born: June 9, 1978

	GP/GS	MIN	G	A	Y	R	W-L-T
1999	1/0	28	0	0	0	0	1-0-0
2001	1/0	9	0	0	0	0	1-0-0
2002	1/0	27	0	0	0	0	1-0-0
2003	2/0	79	0	0	0	0	2-0-0
2004	28/18	1908	2	0	0	0	22-2-4
2005	8/8	684	0	0	0	0	7-0-1
2006	22/20	1758	0	0	1	0	18-0-4
2007	8/8	656	0	1	1	0	6-0-2
2008	25/24	1866	0	1	3	0	23-1-1
2009	8/7	606	0	1	0	0	7-0-1
2010	10/10	824	0	0	1	0	8-1-1
2011	4/1	225	0	0	0	0	2-1-1
2012	19/8	884	0	5	1	0	17/0/2
12 Years	137/104	9554	2	8	7	0	115-5-17

MONROE, MARY-FRANCES

Midfielder / Ht.: 5-0 / Born: Feb. 7, 1980

	GP/GS	MIN	G	A	Y	R	W-L-T
2000	3/1	157	0	1	0	0	2-0-1
2001	6/5	414	0	0	0	0	0-5-1
2 Years	9/6	571	0	1	0	0	2-5-2

MORGAN, ALEX

Forward / Ht.: 5-7 / Born: July 2, 1989

	GP/GS	MIN	G	A	Y	R	W-L-T
2010	8/0	232	4	1	0	0	6-1-1
2011	19/2	654	6	2	0	0	12-3-4
2012	31/27	2319	28	21	0	0	27-1-3
2013	12/10	811	6	5	0	0	10-0-2
2014	7/4	418	5	4	0	0	6-0-1
2015	22/19	1546	7	0	1	0	17-2-3
2016	21/16	1504	17	3	0	0	18-0-3
2017	14/7	698	7	2	0	0	10-3-1
2018	19/18	1500	18	3	0	0	17-0-2
2019	16/15	1231	9	3	0	0	13-1-2
2020	1/0	45	0	0	0	0	1-0-0
2021	20/9	965	8	2	0	0	14-2-4
2022	10/9	783	4	1	0	0	9-1-0
2023	15/15	1031	2	5	1	0	11-0-4
2024	9/7	515	2	1	2	0	6-1-2
15 Years	224/158	14252	123	53	4	0	177-15-32

MOULTRIE, OLIVIA

Midfielder / Ht.: 5-8 / Born: Sept. 17, 2005

	GP/GS	MIN	G	A	Y	R	W-L-T
2023	2/0	42	0	0	0	0	2-0-0
2024	3/2	129	2	0	0	0	3-0-0
2 Years	5/2	171	2	0	0	0	5-0-0

NAIRN, CHRISTINE

Midfielder / Ht.: 5-5 / Born: Sept. 25, 1990

	GP/GS	MIN	G	A	Y	R	W-L-T
2009	2/0	18	1	0	0	0	2-0-0

ALL-TIME PLAYER REGISTER

NEATON, NATALIE

Forward / Ht.: 5-10 / Born: May 24, 1974

	GP/GS	MIN	G	A	Y	R	W-L-T
1995	3/0	66	2	0	0	0	3-0-0
1998	3/1	126	2	0	0	0	3-0-0
2 Years	6/1	192	4	0	0	0	6-0-0

NIGHSWONGER, JENNA

Defender / Ht.: 5-3 / Born: Nov. 28, 2000

	GP/GS	MIN	G	A	Y	R	W-L-T
2023	2/1	120	0	0	0	0	2-0-0
2024	16/10	857	2	1	0	0	15-0-1
2 Years	18/11	977	2	1	0	0	17-0-1

NOGUEIRA, CASEY

Forward / Ht.: 5-6 / Born: Feb. 23, 1989

	GP/GS	MIN	G	A	Y	R	W-L-T
2007	1/1	45	0	0	0	0	0-0-1
2010	4/0	113	0	1	0	0	4-0-0
2 Years	5/1	158	0	1	0	0	4-0-1

OAKES, JILL

Midfielder / Ht.: 5-4 / Born: July 18, 1984

	GP/GS	MIN	G	A	Y	R	W-L-T
2005	1/0	12	0	0	0	0	1-0-0

OHAI, KEALIA

Forward / Ht.: 5-7 / Born: Jan. 31, 1992

	GP/GS	MIN	G	A	Y	R	W-L-T
2016	3/2	100	1	0	0	0	3-0-0

O'HARA, KELLEY

Defender / Ht.: 5-5 / Born: Aug. 4, 1988

	GP/GS	MIN	G	A	Y	R	W-L-T
2010	3/0	103	0	0	0	0	2-0-1
2011	4/1	171	0	1	1	0	3-1-0
2012	26/25	2050	0	5	1	0	22-1-3
2013	7/6	562	0	1	0	0	6-0-1
2014	12/4	529	0	0	0	0	7-2-3
2015	17/8	697	1	2	0	0	13-1-3
2016	22/16	1467	1	4	0	0	19-0-3
2017	13/11	872	0	2	1	0	10-2-1
2018	8/8	608	0	0	0	0	7-0-1
2019	13/13	903	0	3	1	0	11-0-2
2020	7/5	471	0	1	0	0	7-0-0
2021	16/15	1289	0	0	3	0	10-2-4
2022	8/6	511	1	2	0	0	7-0-1
2023	4/1	54	0	0	0	0	2-0-2
14 Years	160/119	10287	3	21	7	0	126-9-25

O'REILLY, HEATHER

Midfielder / Ht.: 5-5 / Born: Jan. 2, 1985

	GP/GS	MIN	G	A	Y	R	W-L-T
2002	8/0	212	1	1	0	0	6-1-1
2003	10/1	289	2	0	0	0	7-1-2
2004	12/0	285	1	2	0	0	10-0-2
2005	7/3	245	1	2	0	0	7-0-0
2006	14/11	802	3	2	0	0	11-0-3
2007	21/17	1388	7	1	1	0	16-1-4
2008	36/32	2629	10	10	1	0	33-1-2
2009	8/7	606	0	3	0	0	7-0-1
2010	18/17	1211	2	6	0	0	15-1-2
2011	18/18	1418	3	3	0	0	12-2-4
2012	27/17	1458	6	13	0	0	23-1-3
2013	14/13	1143	1	4	0	0	11-0-3
2014	22/10	1116	4	5	0	0	15-2-15
2015	12/4	445	5	2	0	0	8-1-3
2016	4/1	165	1	1	0	0	4-0-0
15 Years	231/151	13412	47	55	2	0	185-11-45

ORLANDOS, LAUREN

Defender / Ht.: 5-10 / Born: July 16, 1981

	GP/GS	MIN	G	A	Y	R	W-L-T
2001	1/1	27	0	0	0	0	0-0-1

ORRISON, ANN

Defender / Born: June 29, 1961

	GP/GS	MIN	G	A	Y	R	W-L-T
1985	4/4	330	0	0	0	0	0-3-1

OSBORNE, LESLIE

Midfielder / Ht.: 5-8 / Born: May 27, 1983

	GP/GS	MIN	G	A	Y	R	W-L-T
2004	9/5	495	0	0	1	0	7-1-1
2005	2/0	38	0	0	0	0	2-0-0
2006	19/12	1096	2	1	0	0	17-0-2
2007	22/14	1402	0	1	1	0	18-1-3
2008	8/3	391	1	1	0	0	7-0-1
2009	1/0	29	0	0	0	0	1-0-0
6 Years	61/34	3451	3	3	2	0	52-2-7

OVERBECK, CARLA (née Carla Werden)

Defender / Ht.: 5-7 / Born: May 9, 1969

	GP/GS	MIN	G	A	Y	R	W-L-T
1988	3/2	251	0	0	0	0	1-1-1
1989	1/1	90	0	0	0	0	0-0-1
1990	3/3	225	0	0	0	0	3-0-0
1991	25/25	2217	0	1	1	0	18-6-1
1993	8/8	720	0	0	0	0	7-1-0
1994	13/13	1170	2	2	1	0	12-1-0
1995	25/25	2252	3	1	2	0	21-2-2
1996	24/22	1984	2	0	1	0	21-1-2
1997	5/5	450	0	0	0	0	3-2-0
1998	23/23	1876	0	0	0	0	20-1-2
1999	27/27	2078	0	1	2	0	23-2-2
2000	13/9	620	0	0	1	0	8-3-2
12 Years	170/163	13933	7	5	8	0	137-20-13

OYSTER, MEGAN

Defender / Ht.: 5-8 / Born: Sept. 3, 1992

	GP/GS	MIN	G	A	Y	R	W-L-T
2017	2/0	58	0	0	0	0	2-0-0

PARLOW, CINDY

Forward / Ht.: 5-11 / Born: May 8, 1978

	GP/GS	MIN	G	A	Y	R	W-L-T
1996	20/5	715	8	2	0	0	17-1-2
1997	9/6	433	6	0	2	0	9-0-0
1998	13/7	764	3	1	1	0	11-0-2
1999	25/23	1687	9	10	1	0	22-2-1
2000	31/15	1519	19	8	4	0	21-4-6
2001	3/3	261	1	1	1	0	2-0-1
2002	14/14	965	11	4	2	0	11-1-2
2003	19/17	1101	8	1	2	0	14-2-3
2004	24/11	1088	10	8	3	0	19-2-3
9 Years	158/101	8533	75	35	16	0	126-12-20

PEARMAN, TAMMY

Defender / Ht.: 5-7 / Born: Dec. 15, 1973

	GP/GS	MIN	G	A	Y	R	W-L-T
1995	1/0	26	1	0	0	0	1-0-0
1996	3/0	54	0	0	0	0	3-0-0
1997	5/1	176	0	0	0	0	5-0-0
3 Years	9/1	256	1	0	0	0	9-0-0

PICKERING, EMILY

Midfielder / Ht.: 5-5 / Born: Feb. 1, 1963

	GP/GS	MIN	G	A	Y	R	W-L-T
1985	2/2	150	1	0	0	0	0-1-1
1986	6/6	540	0	0	0	0	4-2-0
1987	4/4	300	0	0	0	0	2-2-0
1992	2/2	117	0	0	1	0	0-2-0
4 Years	14/14	1107	1	0	1	0	6-7-1

PICKETT, CARSON

Defender / Ht.: 5-8 / Born: Sept. 15, 1993

	GP/GS	MIN	G	A	Y	R	W-L-T
2022	2/2	151	0	0	0	0	1-1-0

ALL-TIME PLAYER REGISTER

POORE, LOUELLEN

Defender / Ht.: 5-4 / Born: Jan. 30, 1970

	GP/GS	MIN	G	A	Y	R	W-L-T
1992	2/1	96	0	0	0	0	0-2-0

PRESS, CHRISTEN

Forward / Ht.: 5-7 / Born: Dec. 29, 1988

	GP/GS	MIN	G	A	Y	R	W-L-T
2013	12/5	554	8	2	0	0	10-0-2
2014	23/14	1322	11	5	1	0	16-3-4
2015	20/13	1159	10	3	0	0	15-2-3
2016	25/9	1122	12	6	0	0	22-0-3
2017	16/8	741	3	3	1	0	12-3-1
2018	10/4	445	2	4	0	0	8-0-2
2019	24/10	1181	5	12	0	0	20-1-3
2020	9/6	484	7	3	0	0	9-0-0
2021	16/12	1134	6	5	0	0	11-2-3
9 Years	155/81	8142	64	43	2	0	123-11-21

PRYCE, NANDI

Defender / Ht.: 5-10 / Born: May 30, 1982

	GP/GS	MIN	G	A	Y	R	W-L-T
2000	8/7	675	0	1	0	0	5-2-1

PURCE, MIDGE

Defender / Ht.: 5-5 / Born: Sept. 18, 1995

	GP/GS	MIN	G	A	Y	R	W-L-T
2019	1/1	90	0	0	0	0	1-0-0
2020	1/0	14	0	0	0	0	1-0-0
2021	7/4	405	2	2	0	0	6-0-1
2022	11/3	401	2	1	0	0	10-0-1
2023	6/1	177	0	0	0	0	6-0-0
2024	4/1	150	0	2	0	0	3-1-0
6 Years	30/10	1237	4	6	0	0	27-1-2

PUTZ, CAROLINE

Forward / Ht.: 5-7 / Born: July 12, 1980

	GP/GS	MIN	G	A	Y	R	W-L-T
2000	1/0	4	1	0	0	0	1-0-0

RAFANELLI, SARAH

Forward / Ht.: 5-4 / Born: June 7, 1972

	GP/GS	MIN	G	A	Y	R	W-L-T
1992	2/2	180	0	0	0	0	0-2-0
1993	13/6	776	7	0	0	0	10-3-0
1994	12/6	688	1	4	0	0	11-1-0
1995	8/2	264	0	1	0	0	8-0-0
4 Years	35/16	1908	8	5	0	0	29-6-0

RAMPONE, CHRISTIE (née Christie Pearce)

Defender / Ht.: 5-6 / Born: June 24, 1975

	GP/GS	MIN	G	A	Y	R	W-L-T
1997	18/16	1402	2	1	0	0	16-2-0
1998	19/14	1165	0	1	1	0	18-0-1
1999	18/8	910	0	2	1	0	17-1-0
2000	32/30	2537	2	2	0	0	22-4-6
2001	4/2	243	0	0	0	0	1-1-2
2003	17/15	1286	0	1	0	0	13-1-3
2004	28/26	2260	0	0	1	0	24-1-3
2006	20/17	1532	0	0	0	0	17-0-3
2007	20/20	1741	0	1	1	0	18-1-1
2008	35/35	3066	0	0	0	0	32-1-2
2009	5/5	450	0	1	0	0	4-0-1
2010	10/9	831	0	0	1	0	8-1-1
2011	18/18	1590	0	0	0	0	11-3-4
2012	32/31	2595	0	2	0	0	28-1-3
2013	11/10	775	0	1	1	0	8-0-3
2014	17/14	1328	0	0	0	0	10-3-4
2015	7/2	300	0	0	0	0	6-0-1
17 Years	311/272	24011	4	12	6	0	253-20-38

RAMSEY, ALYSSA

Forward / Ht.: 5-8 / Born: Sept. 21, 1982

	GP/GS	MIN	G	A	Y	R	W-L-T
2000	3/1	97	0	0	0	0	1-2-0
2001	5/3	221	0	0	0	0	1-4-0
2 Years	8/4	318	0	0	0	0	2-6-0

RANDOLPH, SARA

Defender / Ht.: 5-5 / Born: Feb. 27, 1983

	GP/GS	MIN	G	A	Y	R	W-L-T
2001	2/1	86	0	0	0	0	1-1-0

RAPINOE, MEGAN

Forward / Ht.: 5-7 / Born: July 5, 1985

	GP/GS	MIN	G	A	Y	R	W-L-T
2006	4/0	74	2	0	0	0	4-0-0
2009	7/6	473	2	1	1	0	6-0-1
2010	10/8	620	4	2	2	0	7-1-2
2011	18/13	1085	3	5	1	0	12-3-3
2012	29/20	1649	8	12	0	0	26-1-2
2013	7/7	619	4	3	0	0	4-0-3
2014	21/16	1253	6	7	2	0	15-3-3
2015	17/14	983	2	9	2	0	15-0-2
2016	4/1	131	0	0	0	0	2-0-2
2017	12/8	648	3	5	0	0	10-1-1
2018	16/16	1214	7	12	0	0	14-0-2
2019	15/14	1075	9	7	2	0	12-0-3
2020	8/4	366	2	5	0	0	8-0-0
2021	19/12	1014	10	3	1	0	13-2-4
2022	10/3	364	1	2	2	0	7-3-0
2023	6/1	174	0	0	0	0	4-0-2
16 Years	203/143	11742	63	73	13	0	159-14-30

RAYGOR, KERI (née Keri Sanchez)

Defender / Ht.: 5-4 / Born: Dec. 25, 1972

	GP/GS	MIN	G	A	Y	R	W-L-T
1991	4/3	321	0	1	0	0	4/0/0
1992	1/1	90	0	0	0	0	0/1/0
1993	1/1	90	0	0	0	0	0/1/0
1994	2/2	88	0	0	0	0	2/0/0
2000	1/0	32	0	0	0	0	0/0/1
2001	4/1	169	0	0	0	0	1/1/2
6 Years	13/8	790	0	1	0	0	7/3/3

REMER, SHARON (née Sharon McMurtry)

	GP/GS	MIN	G	A	Y	R	W-L-T
1985	4/3	300	0	0	0	0	0-3-1
1986	2/2	105	0	0	0	0	1-1-0
2 Years	6/5	405	0	0	0	0	1-4-1

RIDGEWELL, KATHY

Forward / Ht.: 5-3 / Born: May 18, 1965

	GP/GS	MIN	G	A	Y	R	W-L-T
1985	1/1	90	0	0	0	0	0-1-0
1987	2/1	80	0	0	0	0	1-1-0
2 Years	3/2	170	0	0	0	0	1-2-0

RIGAMAT, STEPHANIE

Forward / Ht.: 5-3 / Born: Aug. 5, 1979

	GP/GS	MIN	G	A	Y	R	W-L-T
2001	7/2	331	1	0	0	0	1-5-1

ALL-TIME PLAYER REGISTER

ROBERTS, TIFFANY

Midfielder / Ht.: 5-4 / Born: May 5, 1977

	GP/GS	MIN	G	A	Y	R	W-L-T
1994	13/13	1098	4	1	1	0	12-1-0
1995	23/20	1744	1	3	1	0	19-2-2
1996	22/6	911	1	2	1	0	19-1-2
1997	2/2	121	0	1	0	0	2-0-0
1998	10/2	366	0	0	0	0	8-1-1
1999	12/4	555	0	0	0	0	11-1-0
2002	10/7	498	1	0	0	0	10-0-0
2003	15/8	789	0	2	1	0	11-1-3
2004	5/0	163	0	0	0	0	4-0-1
9 Years	112/62	6245	7	9	4	0	96-7-9

ROBINSON, LEIGH ANN

Defender / Ht.: 5-9 / Born: Aug. 17, 1986

	GP/GS	MIN	G	A	Y	R	W-L-T
2013	2/1	124	0	0	0	0	2-0-0

RODMAN, TRINITY

Forward / Ht.: 5-8 / Born: May 20, 2002

	GP/GS	MIN	G	A	Y	R	W-L-T
2022	10/2	343	2	0	1	0	6-3-1
2023	18/11	1077	5	5	0	0	14-0-4
2024	18/15	1289	3	4	2	0	14-1-3
3 Years	46/28	2708	10	9	3	0	34-4-8

RODRIGUEZ, AMY

Forward / Ht.: 5-4 / Born: Feb. 17, 1987

	GP/GS	MIN	G	A	Y	R	W-L-T
2005	2/0	61	0	0	0	0	2-0-0
2006	3/0	43	0	0	0	0	2-0-1
2008	26/11	1359	6	7	0	0	24-1-1
2009	7/5	396	0	1	0	0	6-0-1
2010	17/13	991	7	1	0	0	14-1-2
2011	18/18	1102	4	3	0	0	12-3-3
2012	29/5	904	9	5	0	0	26-1-2
2014	12/4	375	2	2	0	0	9-1-2
2015	15/5	589	2	3	0	0	11-1-3
2017	1/0	10	0	0	0	0	1-0-0
2018	2/0	43	0	0	0	0	2-0-0
11 Years	132/61	5873	30	22	0	0	109-8-15

ROHBOCK, SHAUNA

Forward / Ht.: 5-8 / Born: April 4, 1977

	GP/GS	MIN	G	A	Y	R	W-L-T
1998	1/0	22	0	0	0	0	1-0-0

ROWE, CHRISTY

Midfielder / Ht.: 5-4 / Born: July 5, 1973

	GP/GS	MIN	G	A	Y	R	W-L-T
1996	1/0	9	0	0	0	0	1-0-0

RUTTEN, JILL

Midfielder / Ht.: 5-8 / Born: Sept. 2, 1968

	GP/GS	MIN	G	A	Y	R	W-L-T
1998	1/0	21	0	0	0	0	1-0-0

RYAN, YAZMEEN

Forward / Ht.: 5-6 / Born: Feb. 25, 1999

	GP/GS	MIN	G	A	Y	R	W-L-T
2024	4/2	69	0	1	1	0	3-0-1

SAMS, EMILY

Defender / Ht.: 5-7 / Born: July 1, 1999

	GP/GS	MIN	G	A	Y	R	W-L-T
2024	2/1	111	0	0	0	0	2-0-0

SANCHEZ, ASHLEY

Midfielder / Ht.: 5-3 / Born: March 16, 1999

	GP/GS	MIN	G	A	Y	R	W-L-T
2021	2/0	15	0	0	0	0	1-0-1
2022	15/6	731	3	3	1	0	11-3-1
2023	10/5	433	0	1	0	0	10-0-0
2024	1/1	90	0	0	0	0	1-0-0
4 Years	28/12	1269	3	4	1	0	23-3-2

SAUERBRUNN, BECKY

Defender / Ht.: 5-7 / Born: June 6, 1985

	GP/GS	MIN	G	A	Y	R	W-L-T
2008	2/2	153	0	1	0	0	2-0-0
2010	1/0	35	0	0	0	0	1-0-0
2011	12/8	800	0	0	0	0	10-0-2
2012	22/9	1255	0	0	0	0	20-0-2
2013	12/10	940	0	0	0	0	10-0-2
2014	22/20	1757	0	1	0	0	14-3-5
2015	25/25	2184	0	0	1	0	19-2-4
2016	23/23	1897	0	3	0	0	20-0-3
2017	16/16	1350	0	1	1	0	12-3-1
2018	14/12	1109	0	1	0	0	13-0-1
2019	22/21	1785	0	0	1	0	19-1-2
2020	7/6	585	0	0	0	0	7-0-0
2021	21/17	1599	0	0	0	0	14-2-5
2022	12/9	797	0	0	0	0	9-2-1
2023	6/5	433	0	0	0	0	5-0-1
2024	2/2	180	0	0	0	0	1-1-0
16 Years	219/185	16909	0	7	3	0	176-14-29

SCHMEDES, KELLY (née Kelly Wilson)

Forward / Ht.: 5-6 / Born: Feb. 11, 1983

	GP/GS	MIN	G	A	Y	R	W-L-T
2002	3/1	157	1	1	0	0	2-1-0
2005	1/0	10	0	0	0	0	1-0-0
2 Years	4/1	167	1	1	0	0	3-1-0

SCHNUR, MEGHAN

Defender / Ht.: 5-6 / Born: April 16, 1986

	GP/GS	MIN	G	A	Y	R	W-L-T
2010	6/5	384	0	0	0	0	6-0-0

SCHOTT, LAURA

Forward / Ht.: 5-5 / Born: April 4, 1981

	GP/GS	MIN	G	A	Y	R	W-L-T
2001	5/4	320	1	0	0	0	1-4-0

SCHWOY, LAURIE

Forward / Ht.: 5-4 / Born: Feb. 14, 1978

	GP/GS	MIN	G	A	Y	R	W-L-T
1997	3/1	156	0	0	0	0	3-0-0
1999	1/1	45	0	0	0	0	1-0-0
2 Years	4/2	201	0	0	0	0	4-0-0

SEARS, EMMA

Forward / Ht.: 5-9 / Feb. 2, 2001

	GP/GS	MIN	G	A	Y	R	W-L-T
2024	3/2	170	1	1	0	0	2-0-1

SENTNOR, ALLY

Forward / Ht.: 5-4 / Feb. 18, 2004

	GP/GS	MIN	G	A	Y	R	W-L-T
2024	2/0	10	0	0	0	0	1-0-1

SERLENGA, NIKKI

Midfielder / Ht.: 5-6 / Born: June 20, 1978

	GP/GS	MIN	G	A	Y	R	W-L-T
2000	26/9	1385	6	3	2	0	18-3-5

ALL-TIME PLAYER REGISTER

SHAW, JAEDYN

Forward / Ht.: 5-7 / Nov. 20, 2004

	GP/GS	MIN	G	A	Y	R	W-L-T
2023	4/1	179	2	0	0	0	3-0-1
2024	17/9	764	6	1	1	0	12-1-4
2 Years	21/10	943	8	1	1	0	15-1-5

SLATON, DANIELLE

Defender / Ht.: 5-6 / Born: June 10, 1980

	GP/GS	MIN	G	A	Y	R	W-L-T
1999	1/1	62	0	0	0	0	1-0-0
2000	23/12	1424	1	3	1	0	16-3-4
2002	11/11	874	0	0	0	0	7-2-2
2003	8/2	328	0	0	0	0	7-0-1
4 Years	43/26	2688	1	3	1	0	31-5-7

SMITH, GAYLE

Midfielder / Ht.: 5-3 / Born: Nov. 10, 1967

	GP/GS	MIN	G	A	Y	R	W-L-T
1992	2/0	79	0	0	0	0	0-2-0

SMITH, TAYLOR

Defender / Ht.: 5-3 / Born: Dec. 1, 1993

	GP/GS	MIN	G	A	Y	R	W-L-T
2017	7/4	379	0	2	0	0	5-1-1
2018	3/3	188	0	0	0	0	2-0-1
2 Years	10/7	567	0	2	0	0	7-1-2

SONNETT, EMILY

Defender / Ht.: 5-7 / Nov. 25, 1993

	GP/GS	MIN	G	A	Y	R	W-L-T
2015	4/1	170	0	0	0	0	3-1-0
2016	8/4	397	0	0	0	0	8-0-0
2017	14/9	874	0	1	1	0	13-0-1
2019	14/8	741	0	2	0	0	12-1-1
2020	6/4	384	0	0	0	0	6-0-0
2021	17/7	837	0	2	1	0	16-0-1
2022	6/3	365	1	0	0	0	5-0-1
2023	14/7	811	1	2	0	0	11-0-3
2024	20/8	1126	0	0	2	0	15-1-4
9 Years	103/51	5705	2	7	4	0	89-3-11

SPRINGER, ZOLA

Defender / Ht.: 5-4 / Born: Sept. 21, 1972

	GP/GS	MIN	G	A	Y	R	W-L-T
1992	1/1	90	0	0	0	0	0-1-0
1993	8/5	495	0	0	0	0	5-3-0
2 Years	9/6	585	0	0	0	0	5-4-0

STAAB, SAM

Defender / Ht.: 5-7 / March 28, 1997

	GP/GS	MIN	G	A	Y	R	W-L-T
2024	2/1	120	0	0	0	0	2-0-0

STEADMAN, AMY

Defender / Ht.: 5-2 / Born: Sept. 8, 1984

	GP/GS	MIN	G	A	Y	R	W-L-T
2001	4/1	162	0	0	1	0	1-3-0

STEWART, JILL

Defender / Ht.: 5-6 / Born: Nov. 12, 1974

	GP/GS	MIN	G	A	Y	R	W-L-T
1997	2/0	53	0	0	0	0	1-1-0

STRONG, JENNIFER

Defender / Born: June 24, 1973

	GP/GS	MIN	G	A	Y	R	W-L-T
1992	1/0	63	0	0	0	0	0-1-0

SULLIVAN, ANDI

Midfielder / Ht.: 5-7 / Born: Dec. 20, 1995

	GP/GS	MIN	G	A	Y	R	W-L-T
2016	4/4	314	0	2	0	0	4-0-0

2017	3/1	76	0	0	0	0	2-0-1
2018	4/4	241	0	0	1	0	3-0-1
2019	4/0	145	0	0	0	0	3-0-1
2020	1/1	90	0	0	0	0	1-0-0
2021	6/5	437	2	1	1	0	5-0-1
2022	15/15	1126	1	1	0	0	11-3-1
2023	15/12	1093	0	1	2	0	11-0-4
8 Years	52/42	3522	3	5	4	0	40-3-9

SWANSON, MALLORY (née Mallory Pugh)

Forward / Ht.: 5-4 / Born: April 29, 1998

	GP/GS	MIN	G	A	Y	R	W-L-T
2016	17/12	1078	4	7	1	0	14-0-3
2017	12/9	756	2	4	0	0	9-3-0
2018	14/10	832	6	3	0	0	13-0-1
2019	19/7	841	6	2	0	0	15-1-3
2020	1/0	30	0	1	0	0	1-0-0
2021	4/3	220	0	3	0	0	3-0-1
2022	15/13	1030	7	7	0	0	13-1-1
2023	6/6	426	7	0	0	0	6-0-0
2024	15/12	1113	6	4	0	0	13-0-2
9 Years	103/72	6326	38	31	1	0	87-5-11

TARPLEY, LINDSAY

Forward / Ht.: 5-6 / Born: Sept. 22, 1983

	GP/GS	MIN	G	A	Y	R	W-L-T
2003	8/2	371	0	0	0	0	3-1-4
2004	25/13	1224	8	3	1	0	21-1-3
2005	5/2	295	0	0	0	0	5-0-0
2006	20/13	1071	5	2	0	0	16-0-4
2007	21/13	1162	4	4	0	0	18-0-3
2008	34/30	2153	12	5	0	0	31-1-2
2009	6/3	300	1	0	0	0	5-0-1
2010	1/0	45	0	0	0	0	0-0-1
2011	5/1	207	2	1	0	0	5-0-0
9 Years	125/77	6828	32	15	1	0	104-3-18

TAYLOR, BRITTANY

Defender / Ht.: 5-7 / Born: Sept. 18, 1987

	GP/GS	MIN	G	A	Y	R	W-L-T
2010	1/0	12	0	0	0	0	1-0-0
2011	1/1	90	0	0	0	0	1-0-0
2 Years	2/1	102	0	0	0	0	2-0-0

THOMPSON, ALYSSA

Forward / Ht.: 5-4 / Born: Nov. 7, 2004

	GP/GS	MIN	G	A	Y	R	W-L-T
2022	2/0	25	0	0	1	0	0-2-0
2023	7/2	208	0	1	0	0	6-0-1
2024	4/2	232	1	0	0	0	3-0-1
3 Years	13/4	465	1	1	1	0	9-2-2

TOMEK, CHRIS

Midfielder / Ht.: 5-8 / Born: May 19, 1964

	GP/GS	MIN	G	A	Y	R	W-L-T
1986	6/6	540	0	0	0	0	4-2-0
1987	5/4	330	0	0	0	0	2-3-0
2 Years	11/10	870	0	0	0	0	6-5-0

TOWER, RITA

Forward / Ht.: 5-7 / Born: Nov. 21, 1971

	GP/GS	MIN	G	A	Y	R	W-L-T
1993	4/0	76	0	0	0	0	4-0-0
1994	2/1	95	0	0	0	0	2-0-0
2 Years	6/1	171	0	0	0	0	6-0-0

TROTTER, INDIA

Forward / Ht.: 5-8 / Born: March 10, 1985

	GP/GS	MIN	G	A	Y	R	W-L-T
2006	1/0	1	0	0	0	0	1-0-0
2007	1/0	29	0	0	0	0	1-0-0
2 Years	2/0	30	0	0	0	0	2-0-0

ALL-TIME PLAYER REGISTER

TYMRAK, ERIKA

Midfielder / Ht.: 5-5 / Born: Aug. 7, 1991

	GP/GS	MIN	G	A	Y	R	W-L-T
2013	2/1	85	1	0	0	0	2-0-0
2014	1/0	23	0	0	0	0	1-0-0
2 Years	3/1	108	1	0	0	0	3-0-0

VAN HOLLEBEKE, RACHEL (née Rachel Buehler)

Defender / Ht.: 5-5 / Born: Aug. 26, 1985

	GP/GS	MIN	G	A	Y	R	W-L-T
2008	23/8	1217	0	1	0	0	21-0-2
2009	8/5	547	0	0	1	0	7-0-1
2010	17/17	1474	1	1	1	0	14-1-2
2011	19/18	1608	1	0	1	1	12-3-4
2012	31/26	2433	1	4	2	0	27-1-3
2013	10/6	653	2	0	0	0	9-0-1
2014	4/3	197	0	0	0	0	4-0-0
2015	1/1	90	0	0	0	0	0-0-1
8 Years	113/84	8219	5	6	5	1	94-5-14

VENTURINI-HOCH, TISHA

Midfielder / Ht.: 5-6 / Born: March 3, 1973

	GP/GS	MIN	G	A	Y	R	W-L-T
1992	2/2	180	0	2	0	0	0-2-0
1993	17/16	1469	5	0	0	0	13-4-0
1994	9/8	637	4	2	0	0	9-0-0
1995	25/24	2044	12	1	1	0	21-2-2
1996	20/19	1713	9	4	0	0	18-1-1
1997	17/16	1066	6	4	2	0	15-2-0
1998	23/10	1222	5	3	0	0	20-1-2
1999	17/3	596	5	4	0	0	14-1-2
2000	4/4	270	1	1	0	0	3-1-0
9 Years	134/102	9197	47	21	3	0	113-14-7

VIGNOLA, M.A.

Defender / Ht.: 5-6 / Feb. 11, 1998

	GP/GS	MIN	G	A	Y	R	W-L-T
2023	1/0	45	0	0	0	0	1-0-0

WAGNER, ALY

Midfielder / Ht.: 5-5 / Born: Aug. 10, 1980

	GP/GS	MIN	G	A	Y	R	W-L-T
1998	1/1	38	0	0	0	0	1-0-0
1999	5/2	274	1	0	0	0	5-0-0
2000	9/5	589	4	2	0	0	6-2-1
2002	17/10	1038	3	11	0	0	13-2-2
2003	21/15	1320	4	8	1	0	15-2-4
2004	27/18	1581	6	6	3	0	22-2-3
2005	8/6	473	1	5	0	0	7-0-1
2006	21/18	1518	2	6	0	0	17-0-4
2007	8/4	288	0	2	0	0	7-0-1
2008	14/5	586	0	2	0	0	13-0-1
10 Years	131/84	7705	21	42	4	0	106-8-17

WALBERT, KELLY

Forward / Ht.: 5-4 / Born: Aug. 22, 1974

	GP/GS	MIN	G	A	Y	R	W-L-T
1994	1/0	22	0	0	0	0	1-0-0

WAMBACH, ABBY

Forward / Ht.: 5-11 / Born: June 2, 1980

	GP/GS	MIN	G	A	Y	R	W-L-T
2001	1/0	15	0	0	0	0	1-0-0
2002	7/4	355	5	4	0	0	7-0-0
2003	14/9	867	9	0	1	0	11-1-2
2004	33/26	2309	31	13	4	0	28-2-3
2005	8/8	659	4	5	1	0	7-0-1
2006	21/20	1848	17	8	5	0	17-0-4
2007	21/20	1717	20	4	3	0	18-1-2
2008	22/21	1770	13	10	2	0	21-0-1
2009	4/4	360	2	0	0	0	4-0-0
2010	18/18	1516	16	4	3	0	15-1-2

2011	17/13	1330	8	4	4	0	11-2-4
2012	32/32	2454	27	8	2	0	28-1-3
2013	14/12	989	11	6	0	0	11-0-3
2014	20/12	1197	14	3	2	0	14-3-3
2015	23/10	979	7	4	0	0	18-2-3
15 Years	255/209	18365	184	73	27	0	211-13-31

WARD, MARCIE

Midfielder / Ht.: 5-8 / Born: Feb. 1, 1982

	GP/GS	MIN	G	A	Y	R	W-L-T
2001	3/2	125	0	0	0	0	1-2-0

WEAVER, MORGAN

Forward / Ht.: 5-10 / Born: October 18, 1997

	GP/GS	MIN	G	A	Y	R	W-L-T
2021	2/0	36	0	0	0	0	1-0-1

WEISS, KRISTEN

Forward / Ht.: 5-3 / Born: May 1, 1984

	GP/GS	MIN	G	A	Y	R	W-L-T
2001	4/1	148	0	0	0	0	1-3-0

WELSH, CHRISTIE

Forward / Ht.: 5-10 / Born: Feb. 27, 1981

	GP/GS	MIN	G	A	Y	R	W-L-T
2000	15/5	744	11	3	0	0	11-2-2
2001	5/4	298	1	1	0	0	1-4-0
2002	1/0	16	0	0	0	0	1-0-0
2004	2/0	58	1	1	0	0	2-0-0
2005	9/9	541	7	1	0	0	8-0-1
2006	7/4	308	0	2	0	0	5-0-2
6 Years	39/22	1965	20	8	0	0	28-6-5

WHALEN, SARA

Midfielder / Ht.: 5-6 / Born: April 28, 1976

	GP/GS	MIN	G	A	Y	R	W-L-T
1997	7/6	530	0	0	0	0	6-1-0
1998	17/0	476	1	1	0	0	16-1-0
1999	18/8	1051	2	3	0	0	15-1-2
2000	23/7	931	4	7	1	0	17-3-3
4 Years	65/21	2988	7	11	1	0	54-6-5

WHITE, KACEY

Midfielder / Ht.: 5-4 / Born: April 27, 1984

	GP/GS	MIN	G	A	Y	R	W-L-T
2006	2/1	110	0	0	0	0	2-0-0
2008	13/3	459	0	0	0	0	11-0-2
2009	3/1	134	0	0	0	0	3-0-0
3 Years	18/5	703	0	0	0	0	16-0-2

WHITEHILL, CAT (née Cat Reddick)

Defender / Ht.: 5-7 / Born: Feb. 10, 1982

	GP/GS	MIN	G	A	Y	R	W-L-T
2000	1/0	18	0	0	0	0	1-0-0
2001	8/7	643	1	1	1	0	3-4-1
2002	16/11	1196	0	1	0	0	12-2-2
2003	17/12	1240	2	1	0	0	13-1-3
2004	32/28	2527	3	1	0	0	26-2-4
2005	9/9	747	0	1	1	0	8-0-1
2006	16/15	1410	5	1	0	0	13-0-3
2007	24/23	2116	0	4	0	0	19-1-4
2008	6/2	322	0	0	0	0	6-0-0
2009	1/1	45	0	0	0	0	1-0-0
2010	4/3	303	0	0	1	0	4-0-0
11 Years	134/111	10567	11	10	3	0	106-10-18

ALL-TIME PLAYER REGISTER

WILSON, SOPHIA (née Sophia Smith)

Forward / Ht.: 5-6 / Born: Aug. 10, 2000									
	GP/GS	MIN	G	A	Y	R		W-L-T	
2020	1/0	15	0	0	0	0		1-0-0	
2021	9/2	329	1	3	0	0		8-0-1	
2022	17/17	1192	11	1	0	0		13-3-1	
2023	11/9	735	3	3	1	0		7-0-4	
2024	20/12	1194	9	4	0	0		16-1-3	
5 Years	58/40	3483	24	11	1	0		45-4-9	

WILSON, STACI

Defender / Ht.: 5-2 / Born: July 8, 1976									
	GP/GS	MIN	G	A	Y	R		W-L-T	
1995	5/1	157	0	0	0	0		4-1-0	
1996	10/4	490	0	0	0	0		9-0-1	
2 Years	15/2	652	0	0	0	0		13-1-1	

WOZNUK, ANGIE

Midfielder / Ht.: 5-5 / Born: March 29, 1985									
	GP/GS	MIN	G	A	Y	R		W-L-T	
2005	1/0	9	0	0	0	0		1-0-0	
2008	5/1	162	1	0	0	0		5-0-0	
2009	4/2	117	1	0	1	0		3-0-1	
3 Years	10/3	288	2	0	1	0		9-0-1	

YOHANNES, LILY

Midfielder / Ht.: 5-8 / June 12, 2007									
	GP/GS	MIN	G	A	Y	R		W-L-T	
2024	2/0	43	1	0	0	0		2-0-0	

ZEPEDA, VERONICA

Forward / Ht.: 5-0 / Born: June 11, 1982									
	GP/GS	MIN	G	A	Y	R		W-L-T	
1998	1/0	30	0	0	0	0		1-0-0	
2000	4/1	111	1	0	0	0		3-0-1	
2 Years	5/1	141	1	0	0	0		4-0-1	

ZERBONI, McCALL

Midfielder / Ht.: 5-4 / Born: Dec. 13, 1986									
	GP/GS	MIN	G	A	Y	R		W-L-T	
2017	1/0	45	0	0	0	0		1-0-0	
2018	6/2	257	0	0	0	0		5-0-1	
2019	2/0	38	0	0	0	0		2-0-0	
3 Years	9/2	340	0	0	0	0		8-0-1	

Goalkeepers

ALLMANN, AMY

Goalkeeper / Ht.: 5-4 / Born: Oct. 25, 1965									
	GP/GS	MIN	GF	GA	SHO	AVG		W-L-T	
1987	9/8	720	13	5	4	0.63		4-2-1	
1988	7/7	545	9	9	1	1.49		2-3-2	
1990	2/2	180	8	2	1	1.00		2-0-0	
1991	6/6	540	31	6	4	1.00		4-2-0	
4 Years	24/23	1985	61	22	10	1.00		12-7-3	

BARNHART, NICOLE

Goalkeeper / Ht.: 5-10 / Born: Oct. 10, 1981									
	GP/GS	MIN	GF	GA	SHO	AVG		W-L-T	
2004	1/0	5	0	0	0	0.00		0-0-0	
2005	2/2	180	8	0	2	0.00		2-0-0	
2007	1/1	90	4	0	1	0.00		1-0-0	
2008	13/8	885	22	1	5	0.10		7-0-1	
2009	3/2	225	4	0	2	0.00		2-0-0	
2010	11/11	990	29	5	7	0.45		8-1-2	
2011	10/9	810	19	9	3	1.00		6-2-1	
2012	5/1	270	11	1	1	0.33		2-0-1	
2013	8/5	540	20	6	3	1.00		4-0-1	
9 Years	54/39	3995	117	22	24	0.50		32-3-6	

* Appeared in one match in 2004 as a field player, not as GK.

BEENE, LAKEYSIA

Goalkeeper / Ht.: 5-8 / Born: March 9, 1978									
	GP/GS	MIN	GF	GA	SHO	AVG		W-L-T	
2000	3/3	270	11	2	1	0.67		2-0-1	
2001	1/1	90	4	1	0	1.00		1-0-0	
2002	9/9	743	26	4	4	0.48		5-1-2	
2003	5/3	270	5	2	0	0.67		2-1-0	
4 Years	18/16	1373	46	9	5	0.59		10-2-3	

BRANAM, JEN

Goalkeeper / Ht.: 5-7 / Born: Oct. 8, 1980									
	GP/GS	MIN	GF	GA	SHO	AVG		W-L-T	
2000	5/5	450	27	4	1	0.80		5-0-0	
2006	1/1	90	5	0	1	0.00		1-0-0	
2 Years	6/6	540	32	4	2	0.67		6-0-0	

CAMPBELL, JANE

Goalkeeper / Ht.: 5-9 / Born: Feb. 17, 1995									
	GP/GS	MIN	GF	GA	SHO	AVG		W-L-T	
2017	2/0	61	2	0	0	0.00		0-0-0	
2018	1/1	67	5	2	0	2.69		1-0-0	
2021	4/4	360	26	0	4	0.00		4-0-0	
2024	1/1	90	4	0	1	0.00		1-0-0	
4 Years	8/6	626	37	2	5	0.28		6-0-0	

DUCAR, TRACY (née Tracy Noonan)

Goalkeeper / Ht.: 5-7 / Born: June 18, 1973									
	GP/GS	MIN	GF	GA	SHO	AVG		W-L-T	
1996	2/1	135	7	1	1	0.67		2-0-0	
1997	12/3	574	23	6	0	0.94		4-1-0	
1998	6/6	450	21	2	4	0.40		5-0-0	
1999	4/3	270	22	0	2	0.00		3-0-0	
4 Years	24/13	1429	73	9	7	0.57		14-1-0	

FRANCH, ADRIANNA

Goalkeeper / Ht.: 5-9 / Born: Nov. 12, 1990									
	GP/GS	MIN	GF	GA	SHO	AVG		W-L-T	
2019	3/2	225	10	2	1	0.80		1-0-1	
2020	1/1	90	3	1	0	1.00		1-0-0	
2021	6/4	465	19	4	3	0.77		3-1-1	
3 Years	10/7	780	32	7	4	0.81		5-1-2	

GEGG, GRETCHEN

Goalkeeper / Ht.: 5-6 / Born: Oct. 6, 1964									
	GP/GS	MIN	GF	GA	SHO	AVG		W-L-T	
1990	1/1	90	4	1	0	1.00		1-0-0	

HARKER, RUTH

Goalkeeper / Ht.: 5-10 / Born: June 28, 1963									
	GP/GS	MIN	GF	GA	SHO	AVG		W-L-T	
1985	3/0	135	0	2	0	1.33		0-0-0	

HARRIS, ASHLYN

Goalkeeper / Ht.: 5-9 / Born: Oct. 19, 1985									
	GP/GS	MIN	GF	GA	SHO	AVG		W-L-T	
2013	2/2	180	4	2	0	1.00		1-0-1	
2014	2/2	180	8	2	1	1.00		1-0-1	
2015	4/3	270	7	2	1	0.67		2-1-0	
2016	3/3	270	22	2	1	0.67		3-0-0	
2017	3/3	209	9	2	0	0.86		2-1-0	
2018	5/4	383	13	1	3	0.23		4-0-0	
2019	5/3	315	7	0	2	0.00		3-0-0	
2020	1/1	90	8	0	1	0.00		1-0-0	
8 Years	25/21	1897	78	11	9	0.52		17-2-2	

ALL-TIME PLAYER REGISTER

HARVEY, MARY

Goalkeeper / Ht.: 5-8 / Born: June 4, 1965

	GP/GS	MIN	GF	GA	SHO	AVG	W-L-T
1989	1/1	90	0	0	1	0.00	0-0-1
1990	3/3	270	14	0	3	0.00	3-0-0
1991	7/7	630	27	5	4	0.71	7-0-0
1992	1/1	45	2	1	0	2.00	0-0-0
1993	4/3	315	5	1	2	0.29	2-1-0
1995	4/3	272	15	1	1	0.33	4-0-0
1996	7/7	540	23	5	2	0.83	4-0-1
7 Years	27/25	2162	86	13	13	0.54	20-1-2

KINGSBURY, AUBREY

Goalkeeper / Ht.: 5-9 / Born: Nov. 20, 1991

	GP/GS	MIN	GF	GA	SHO	AVG	W-L-T
2022	1/1	90	9	0	1	0.00	1-0-0
2023	1/1	90	2	1	0	1.00	1-0-0
2 Years	2/2	180	11	1	1	0.50	2-0-0

LOYDEN, JILL

Goalkeeper / Ht.: 5-10 / Born: May 25, 1985

	GP/GS	MIN	GF	GA	SHO	AVG	W-L-T
2010	1/1	90	2	1	0	1.00	1-0-0
2011	1/0	39	3	0	0	0.00	1-0-0
2012	2/0	61	4	0	0	0.00	0-0-0
2013	3/2	180	6	0	1	0.00	2-0-0
2014	3/1	180	11	0	1	0.00	1-0-0
5 Years	10/4	550	26	1	2	0.16	5-0-1

LUCKENBILL, KRISTIN

Goalkeeper / Ht.: 5-9 / Born: May 28, 1979

	GP/GS	MIN	GF	GA	SHO	AVG	W-L-T
2004	14/3	633	26	5	1	0.71	4-0-2

MASLIN-KAMMERDEINER, KIM

Goalkeeper / Ht.: 5-7 / Born: Aug. 12, 1964

	GP/GS	MIN	GF	GA	SHO	AVG	W-L-T
1988	2/1	175	1	0	1	0.00	1-0-0
1991	15/15	1350	64	11	8	0.73	10-4-1
2 Years	17/16	1525	65	11	9	0.65	11-4-1

MCGLYNN, MANDY

Goalkeeper / Ht.: 5-9 / Nov. 3, 1998

	GP/GS	MIN	GF	GA	SHO	AVG	W-L-T
2024	1/1	90	3	0	10	0.00	1-0-0

MEAD, JEN

Goalkeeper / Ht.: 5-10 / Born: June 13, 1972

	GP/GS	MIN	GF	GA	SHO	AVG	W-L-T
1993	2/1	101	9	0	1	0.00	1-0-0
1994	1/1	90	3	1	0	1.00	1-0-0
1997	3/0	121	4	0	0	0.00	1-0-0
3 Years	6/2	312	16	1	1	0.29	3-0-0

MULLINIX, SIRI

Goalkeeper / Ht.: 5-8 / Born: May 22, 1978

	GP/GS	MIN	GF	GA	SHO	AVG	W-L-T
1999	1/0	45	5	0	0	0.00	0-0-0
2000	29/28	2407	66	16	15	0.60	17-5-5
2001	1/1	90	1	0	1	0.00	1-0-0
2002	2/2	135	4	0	1	0.00	1-0-0
2003	8/4	471	13	3	1	0.57	1-0-4
2004	4/4	360	14	2	3	0.50	4-0-0
6 Years	45/39	3508	103	21	21	0.54	24-5-9

Key: A = assists; G = goals; GAA = Goals against average;
GP/GS = games played/games started; MIN = minutes;
Pts = point totals (two points per goal, one per assist);
R = red card; W-L-T = won-loss-tied record with player in line-up; Y = yellow card

MURPHY, CASEY

Goalkeeper / Ht.: 6-1 / Born: April 25, 1996

	GP/GS	MIN	GF	GA	SHO	AVG	W-L-T
2021	2/2	180	4	1	1	0.50	1-0-1
2022	9/9	810	18	5	6	0.56	6-2-1
2023	6/6	540	15	0	6	0.00	6-0-0
2024	3/3	270	12	3	2	1.00	3-0-0
4 Years	20/20	1800	49	9	15	0.45	16-2-2

NAEHER, ALYSSA

Goalkeeper / Ht.: 5-9 / Born: April 20, 1988

	GP/GS	MIN	GF	GA	SHO	AVG	W-L-T
2014	1/1	90	7	0	1	0.00	1-0-0
2015	3/1	180	6	1	1	0.50	1-0-0
2016	6/5	495	26	1	4	0.18	5-0-0
2017	13/13	1170	29	11	6	0.85	10-2-1
2018	15/15	1350	47	7	9	0.47	13-0-2
2019	19/19	1620	60	14	9	0.78	16-1-2
2020	7/7	630	22	0	7	0.00	7-0-0
2021	14/14	1185	27	7	8	0.53	9-1-3
2022	8/8	720	29	4	5	0.50	7-1-0
2023	11/11	1020	19	2	9	0.18	7-0-4
2024	18/18	1710	33	11	10	0.58	13-1-4
11 Years	115/112	10170	305	58	69	0.51	89-6-16

OLEKSIUK, EMILY

Goalkeeper / Ht.: 5-10 / Born: Dec. 10, 1980

	GP/GS	MIN	GF	GA	SHO	AVG	W-L-T
2001	2/2	180	5	4	1	2.00	1-1-0

PAGLIARULO, JAIME

Goalkeeper / Ht.: 5-7 / Born: July 20, 1976

	GP/GS	MIN	GF	GA	SHO	AVG	W-L-T
1997	1/0	17	2	0	0	0.00	0-0-0
2001	2/2	180	2	3	0	1.50	0-1-1
2 Years	3/2	197	4	3	0	1.37	0-1-1

SCURRY, BRIANA

Goalkeeper / Ht.: 5-8 / Born: Sept. 7, 1971

	GP/GS	MIN	GF	GA	SHO	AVG	W-L-T
1994	12/12	1080	56	5	7	0.42	11-1-0
1995	17/17	1524	56	12	10	0.60	13-2-2
1996	17/16	1495	50	11	8	0.66	15-1-1
1997	15/15	908	38	7	2	0.69	11-1-0
1998	19/17	1620	65	9	12	0.50	15-1-2
1999	21/21	1875	67	13	12	0.62	18-2-1
2000	5/3	305	4	4	0	1.18	0-0-3
2002	8/5	589	31	2	3	0.31	7-0-0
2003	16/16	1329	40	9	7	0.61	14-1-0
2004	28/27	2127	64	16	7	0.68	20-2-2
2006	3/3	270	16	1	2	0.33	3-0-0
2007	9/8	765	19	9	3	1.06	5-1-2
2008	5/1	270	8	5	0	1.67	3-0-1
13 Years	175/161	14157	514	103	72	0.66	135-12-14

SOLO, HOPE

Goalkeeper / Ht.: 5-9 / Born: July 30, 1981

	GP/GS	MIN	GF	GA	SHO	AVG	W-L-T
2000	3/1	180	14	2	1	1.00	2-0-0
2001	4/4	360	1	7	0	1.75	0-3-1
2002	5/3	247	8	5	1	1.82	2-1-0
2005	7/7	630	16	0	7	0.00	6-0-1
2006	18/18	1680	36	9	10	0.48	14-0-4
2007	15/15	1305	40	8	9	0.55	13-0-2
2008	27/27	2175	54	11	13	0.46	23-1-0
2009	6/6	495	8	1	4	0.18	5-0-1
2010	6/6	540	17	2	5	0.33	6-0-0
2011	12/11	1011	19	8	5	0.71	6-1-3
2012	31/31	2579	105	20	11	0.70	28-1-3
2013	8/7	540	26	3	1	0.50	6-0-1
2014	20/20	1710	53	13	11	0.68	13-3-4
2015	23/22	1890	61	9	12	0.43	17-1-4
2016	17/17	2266	44	7	12	0.28	14-0-3
15 Years	202/195	17608	502	105	102	0.54	153-11-27

SZPARA, JANINE

Goalkeeper / Ht.: 5-7 / Born: Jan. 11, 1967

	GP/GS	MIN	GF	GA	SHO	AVG	W-L-T
1986	4/4	360	7	4	0	1.00	3-1-0
1987	2/2	135	4	3	0	2.00	1-1-0
2 Years	6/6	495	11	7	0	1.27	4-2-0

WEBBER, SASKIA

Goalkeeper / Ht.: 5-10 / Born: June 13, 1971

	GP/GS	MIN	GF	GA	SHO	AVG	W-L-T
1992	1/1	45	1	0	0	0.00	0-1-0
1993	12/12	979	38	4	8	0.37	9-2-0
1995	6/5	450	20	4	2	0.80	4-0-0
1998	2/2	180	3	1	1	0.50	2-0-0
1999	6/5	450	17	2	2	0.40	4-0-1
2000	1/1	90	2	3	0	3.00	0-1-0
6 Years	28/26	2194	81	14	13	0.57	19-3-1

WYANT, KIM

Goalkeeper / Ht.: 5-5 / Born: Feb. 11, 1964

	GP/GS	MIN	GF	GA	SHO	AVG	W-L-T
1985	4/4	225	3	5	0	2.00	0-3-1
1986	2/2	180	3	2	1	1.00	1-1-0
1987	2/1	135	6	1	1	0.66	1-1-0
1992	2/0	90	0	6	0	6.00	0-2-0
1993	2/1	135	2	1	1	0.67	1-1-0
5 Years	12/8	765	14	15	3	1.76	3-8-1

U.S. Women's National Team

All-Time Leaders

APPEARANCES

Name	Caps	Goals	Years
1. Lilly, Kristine	354	130	1987-2010
2. Lloyd, Carli	316	134	2005-2021
3. Rampone, Christie	311	4	1997-2015
4. Hamm, Mia	276	158	1987-2004
5. Foudy, Julie	274	45	1988-2004
6. Wambach, Abby	255	184	2001-2015
7. Fawcett, Joy	241	27	1987-2004
8. O'Reilly, Heather	231	47	2002-2016
9. Morgan, Alex	224	123	2010-2024
10. Sauerbrunn, Becky	219	0	2008-2023
11. Milbrett, Tiffeny	206	100	1991-2005
12. Rapinoe, Megan	203	63	2006-2023
13. Solo, Hope	202	0	2000-2016
14. Markgraf, Kate	201	1	1998-2010
15. Boxx, Shannon	195	27	2003-2015
16. Chastain, Brandi	192	30	1988-2004
17. Heath, Tobin	181	36	2008-2021
18. MacMillan, Shannon	177	60	1993-2005
19. Scurry, Briana	175	0	1994-2008
20. Overbeck, Carla	170	7	1988-2000
21. Heaps, Lindsey	164	36	2013-2024
22. O'Hara, Kelley	160	3	2010-2023
23. Parlow, Cindy	158	75	1996-2004
24. Akers, Michelle	155	107	1985-2000
Dunn, Crystal	155	25	2013-2024
Press, Christen	155	64	2013-2021
27. Mitts, Heather	137	2	1999-2012
28. Venturini, Tisha	134	47	1992-2000
Whitehill, Cat	134	11	2000-2010
30. Holiday, Lauren	133	24	2007-2015
31. Rodriguez, Amy	132	30	2005-2018
32. Wagner, Aly	131	21	1998-2008
33. Tarpley, Lindsay	125	32	2003-2011
34. Ertz, Julie	123	20	2013-2023
35. Fair, Lorrie	120	7	1996-2005
36. Gabarra, Carin	119	56	1987-1996
37. Naeher, Alyssa	115	0	2014-2024
38. Van Hollebeke, Rachel	113	5	2008-2015
39. Roberts, Tiffany	112	7	1994-2004
40. Lavelle, Rose	110	24	2017-2024
41. Hucles, Angela	109	13	2002-2009
42. Krieger, Ali	108	1	2008-2021
43. Chalupny, Lori	106	10	2001-2015
44. Swanson, Mallory	103	38	2016-2024
Sonnett, Emily	103	2	2015-2024

GOAL SCORERS

Name	Goals	Caps	Years
1. Wambach, Abby	184	255	2001-2015
2. Hamm, Mia	158	276	1987-2004
3. Lloyd, Carli	134	316	2005-2021
4. Lilly, Kristine	130	354	1987-2010
5. Morgan, Alex	123	224	2010-2024
6. Akers, Michelle	107	155	1985-2000
7. Milbrett, Tiffeny	100	206	1991-2005
8. Parlow, Cindy	75	158	1996-2004
9. Press, Christen	64	155	2013-2021
10. Rapinoe, Megan	63	203	2006-2023
11. MacMillan, Shannon	60	177	1993-2005
12. Gabarra, Carin	56	119	1987-1996
13. Venturini, Tisha	47	135	1992-2000
O'Reilly, Heather	47	231	2002-2016
15. Foudy, Julie	45	274	1988-2004
16. Swanson, Mallory	38	103	2016-2024
17. Heath, Tobin	36	181	2008-2021
Heaps, Lindsey	36	161	2012-2024
19. Heinrichs, April	35	46	1986-1991
Leroux, Sydney	35	77	2011-2017
21. Tarpley, Lindsay	32	125	2003-2011
22. Chastain, Brandi	30	192	1988-2004

Rodriguez, Amy	30	132	2005-2018
24. Boxx, Shannon	27	195	2003-2015
Fawcett, Joy	27	241	1987-2004
26. Dunn, Crystal	25	155	2013-2024
27. Smith, Sophia	24	58	2020-2024

GAMES STARTED

Name	Starts	Caps	Years
1. Lilly, Kristine	332	354	1987-2010
2. Rampone, Christie	272	311	1997-2015
3. Foudy, Julie	262	274	1988-2004
4. Hamm, Mia	248	276	1987-2004
5. Lloyd, Carli	241	316	2005-2021
6. Fawcett, Joy	236	241	1987-2004
7. Wambach, Abby	209	255	2001-2015
8. Solo, Hope	195	202	2000-2016
9. Markgraf, Kate	187	201	1998-2010
10. Sauerbrunn, Becky	183	217	2008-2023
11. Boxx, Shannon	177	195	2003-2015
12. Overbeck, Carla	163	170	1988-2000
13. Scurry, Briana	161	175	1994-2008
14. Chastain, Brandi	160	192	1988-2004
15. Milbrett, Tiffeny	157	206	1991-2005
16. O'Reilly, Heather	151	231	2002-2016
17. Morgan, Alex	159	224	2010-2024
18. Rapinoe, Megan	143	203	2006-2023
19. Akers, Michelle	139	155	1985-2000
20. Heaps, Lindsey	126	161	2013-2024
21. Dunn, Crystal	124	155	2013-2024
22. O'Hara, Kelley	119	160	2010-2023
23. MacMillan, Shannon	114	177	1993-2005
24. Whitehill, Cat	111	134	2000-2010
Heath, Tobin	111	181	2008-2021
26. Ertz, Julie	107	123	2013-2023
27. Mitts, Heather	104	127	1999-2012
28. Venturini, Tisha	102	134	1992-2000
29. Parlow, Cindy	101	158	1996-2004
30. Lavelle, Rose	92	110	2017-2024

ASSISTS

Name	Assists	Caps	Years
1. Hamm, Mia	147	276	1987-2004
2. Lilly, Kristine	106	354	1987-2010
3. Wambach, Abby	73	255	2001-2015
Rapinoe, Megan	73	203	2006-2023
5. Milbrett, Tiffeny	64	206	1991-2005
Lloyd, Carli	64	316	2005-2021
7. Foudy, Julie	55	274	1988-2004
O'Reilly, Heather	55	231	2002-2016
9. Morgan, Alex	53	224	2010-2024
10. MacMillan, Shannon	50	177	1993-2005
11. Gabarra, Carin	49	119	1987-1996
12. Press, Christen	43	155	2013-2021
13. Wagner, Aly	42	131	1998-2008
Heath, Tobin	42	181	2008-2021
15. Heaps, Lindsey	37	161	2013-2024
Holiday, Lauren	37	133	2007-2015
17. Akers, Michelle	36	155	1985-2000
18. Parlow, Cindy	35	158	1996-2004

HAT TRICKS (THREE-GOAL GAMES)

Name	Hat Tricks	Caps	Years
1. Hamm, Mia	8	276	1987-2004
Lloyd, Carli	8	316	2005-2021
3. Parlow, Cindy	7	158	1996-2004
4. Akers, Michelle	6	155	1985-2000
5. Wambach, Abby	5	255	2001-2015
Morgan, Alex	5	203	2010-2024
7. Press, Christen	3	155	2013-2021
8. Jennings-Gabarra, Carin	2	119	1987-1996
MacMillan, Shannon	2	177	1993-2005
Milbrett, Tiffeny	2	206	1991-2005

MINUTES PLAYED – CAREER

(Players with 10,000+ Minutes)

Name	Minutes Played	Years
1. Lilly, Kristine	28,874	1987-2010
2. Rampone, Christie	24,011	1997-2015
3. Foudy, Julie	21,849	1988-2004
4. Lloyd, Carli	21,506	2005-2021
5. Hamm, Mia	20,760	1987-2004
6. Fawcett, Joy	20,707	1987-2004
7. Wambach, Abby	18,365	2001-2015
8. Solo, Hope	17,608	2000-2016
9. Sauerbrunn, Becky	16,909	2008-2024
10. Markgraf, Kate	15,788	1998-2010
11. Boxx, Shannon	14,948	2003-2015
12. Morgan, Alex	14,252	2010-2024
13. Scurry, Briana	14,157	1994-2008
14. Chastain, Brandi	13,983	1988-2004
15. Overbeck, Carla	13,933	1988-2000
16. Milbrett, Tiffeny	13,442	1991-2005
17. O'Reilly, Heather	13,412	2002-2016
18. Megan Rapinoe	11,742	2006-2023
19. Heaps, Lindsey	10,995	2013-2024
20. Dunn, Crystal	10,671	2013-2024
21. Akers, Michelle	10,583	1985-2000
22. Whitehill, Cat	10,567	2000-2010
23. MacMillan, Shannon	10,406	1993-2005
24. O'Hara, Kelley	10,287	2010-2023
25. Heath, Tobin	10,171	2008-2021
26. Naeher, Alyssa	10,170	2014-2024

Goalkeepers

APPEARANCES

Names	Caps	Starts	Years
1. Solo, Hope	202	195	2000-2016
2. Scurry, Briana	175	161	1994-2008
3. Naeher, Alyssa	115	112	2014-2024
4. Barnhart, Nicole	*54	39	2004-2013
5. Mullinix, Siri	45	39	1999-2004
6. Webber, Saskia	28	26	1992-2000
7. Harvey, Mary	27	25	1989-1996
8. Harris, Ashlyn	25	21	2013-2020
9. Murphy, Casey	20	20	2021-2024

WINS

Names	Wins	Caps	Years
1. Solo, Hope	153	202	2000-2016
2. Scurry, Briana	135	175	1994-2008
3. Naeher, Alyssa	89	115	2014-2024
4. Barnhart, Nicole	32	*54	2004-2012
5. Mullinix, Siri	24	45	1999-2004
6. Harvey, Mary	20	27	1989-1996
7. Webber, Saskia	19	28	1992-2000
8. Harris, Ashlyn	17	25	2013-2020
9. Murphy, Casey	16	20	2021-2024
10. Ducar, Tracy	14	24	1996-1999

SHUTOUTS

Names	SO	Caps	Years
1. Solo, Hope	102	202	2000-2016
2. Scurry, Briana	72	175	1994-2008
3. Naeher, Alyssa	69	115	2014-2024
4. Barnhart, Nicole	24	*54	2004-2013
5. Mullinix, Siri	21	45	1999-2004
6. Murphy, Casey	15	20	2021-2024
7. Harvey, Mary	13	27	1989-1996
Webber, Saskia	13	28	1992-2000
9. Allman, Amy	10	24	1987-1991
10. Maslin-Kammerdeiner, Kim	9	17	1988-1991
Harris, Ashlyn	9	25	2013-2020

*Appeared in one match in 2004
as a field player, not as a goalkeeper

U.S. Soccer Attendance Records

U.S. Women's National Team Year-by-Year Attendance

Year	— HOME —			— AWAY —			— TOTALS —		
	Games	Total	Average	Games	Total	Average	Games	Total	Average
1994	3	18,068	6,023	10	12,368	1,237	13	30,436	2,341
1995	11	42,529	3,867	14	19,709	1,408	25	62,238	2,490
1996	20	304,917	15,246	4	7,750	1,938	24	312,667	13,028
1997	10	72,940	7,294	7	25,915	3,702	17	98,855	5,815
1998	14	216,542	15,467	10	66,148	6,615	24	282,690	11,779
1999	22	728,231	33,101	4	1,700	425	26	729,931	28,074
2000	16	208,825	13,052	22	192,610	8,755	38	401,435	10,564
2001	2	25,939	12,970	8	50,423	6,303	10	76,362	7,636
2002	12	90,423	7,535	7	17,600	2,514	19	108,023	5,685
2003	16	294,524	18,408	7	73,750	10,536	23	368,274	16,012
2004	16	227,470	14,217	18	78,942	4,386	34	306,412	9,012
2005	5	20,777	4,155	4	1,750	438	9	22,527	2,503
2006	9	50,204	5,578	13	85,220	6,555	22	135,424	6,156
2007	11	107,759	9,796	13	204,004	15,693	24	311,763	12,990
2008	13	92,475	7,113	23	268,332	11,667	36	360,807	10,022
2009	2	12,474	6,237	6	40,682	6,780	8	53,156	6,645
2010	8	46,274	5,784	10	22,303	2,230	18	68,577	3,810
2011	6	69,652	11,609	14	208,194	17,350	20	277,846	13,892
2012	13	211,264	16,251	19	266,488	14,026	32	477,752	14,930
2013	9	148,307	16,479	7	49,493	7,070	16	197,800	12,363
2014	15	159,863	10,657	9	49,226	5,470	24	209,089	8,712
2015	13	361,388	27,799	13	297,159	22,858	26	658,547	25,328
2016	21	335,443	15,973	4	43,380	10,845	25	378,823	15,153
2017	13	235,887	18,145	3	41,894	13,965	16	277,781	17,361
2018	18	253,151	14,064	2	4,770	2,385	20	257,921	12,896
2019	15	376,894	25,126	9	295,205	32,800	24	672,099	28,004
2020	8	116,474	14,559	—	—	—	8	116,474	14,559
2021	14	177,847	12,703	3	57,813	19,271	17	235,660	13,862
2022	11	164,633	14,967	7	136,903	19,558	18	301,536	16,752
2023	12	215,529	17,961	6	164,312	27,385	18	379,841	21,102
2024	15	289,319	19,287	8	217,262	27,157	23	506,581	22,025
Last 31 Years	373	5,676,095	15,217	284	2,996,535	10,551	657	8,672,557	13,200

— Totals do not include closed-door matches —

All-Time Largest Crowds to Watch Women's Soccer in the United States

Date	Teams	Venue (City)	Attendance
July 10, 1999	USA 0, China 0 (5-4 pk) (wwc)	Rose Bowl (Pasadena, Calif.)	(SO) 90,185
	Brazil 0, Norway 0 (5-4 pk) (wwc)	Rose Bowl (Pasadena, Calif.)	(SO) 90,185
June 19, 1999	USA 3, Denmark 0 (wwc)	Giants Stadium (E. Rutherford, N.J.)	(SO) 78,972
	USA 7, Mexico 1 (wwc)	Giants Stadium (E. Rutherford, N.J.)	(SO) 78,972
Aug. 1, 1996	USA 2, China 1 (o)	Sanford Stadium (Athens, Ga.)	76,489
	Norway 2, Brazil 0 (o)	Sanford Stadium (Athens, Ga.)	76,489
July 4, 1999	USA 2, Brazil 0 (wwc)	Stanford Stadium (Palo Alto, Calif.)	* 73,123
June 24, 1999	USA 7, Nigeria 1 (wwc)	Soldier Field (Chicago, Ill.)	(SO) 65,080
	Brazil 2, Italy 0 (wwc)	Soldier Field (Chicago, Ill.)	(SO) 65,080
July 28, 1996	USA 2, Norway 1 (ot) (o)	Sanford Stadium (Athens, Ga.)	64,196
	China 3, Brazil 2 (o)	Sanford Stadium (Athens, Ga.)	64,196
July 21, 1996	USA 3, Denmark 0 (o)	Citrus Bowl (Orlando, Fla.)	55,650
July 1, 1999	USA 3, Germany 2 (wwc)	Jack Kent Cooke Stadium (Landover, Md.)	54,642
	Brazil 4, Nigeria 3 (wwc)	Jack Kent Cooke Stadium (Landover, Md.)	54,642
April 6, 2024	USA 2, Japan 1 (sbc)	Mercedes-Benz Stadium (Atlanta, Ga.)	50,644
June 27, 1999	USA 3, North Korea 0 (wwc)	Foxboro Stadium (Foxborough, Mass.)	50,484
	Italy 2, Mexico 0 (wwc)	Foxboro Stadium (Foxborough, Mass.)	50,484
Aug. 29, 2019	USA 4, Portugal 0	Lincoln Financial Field (Philadelphia, Pa.)	49,504
July 21, 1996	China 2, Sweden 0 (o)	Orange Bowl (Miami, Fla.)	46,724
May 30, 1998	USA 5, New Zealand 0	RFK Stadium (Washington, D.C.)	** 46,037
July 21, 1996	Norway 2, Brazil 2 (o)	RFK Stadium (Washington, D.C.)	45,946
July 21, 1996	Germany 3, Japan 2 (o)	Legion Field (Birmingham, Ala.)	44,211
Aug. 16, 2015	USA 8, Costa Rica 0	Heinz Field (Pittsburgh, Pa.)	44,028
July 25, 1996	USA 0, China 0 (o)	Orange Bowl (Miami, Fla.)	43,525
Aug. 3, 2019	USA 3, Ireland 0	Rose Bowl (Pasadena, Calif.)	37,040
Oct. 7, 1999	USA 6, Finland 0	Arrowhead Stadium (Kansas City, Mo.)	36,405
May 16, 2019	USA 5, New Zealand 0	Busch Stadium (St. Louis, Mo.)	35,761
Sept. 20, 2015	USA 8, Haiti 0	Legion Field (Birmingham, Ala.)	35,735
Sept. 12, 1998	USA 9, Mexico 0	Foxboro Stadium (Foxborough, Mass.)	* 35,462
Oct. 10, 1999	USA 4, Brazil 2	Papa John's Cardinal Stad. (Louisville, Ky.)	35,211
July 23, 1996	China 5, Denmark 1 (o)	Orange Bowl (Miami, Fla.)	34,871
Sept. 17, 2015	USA 5, Haiti 0	Ford Field (Detroit, Mich.)	34,538
Sept. 21, 2003	USA 3, Sweden 1 (wwc)	RFK Stadium (Washington, D.C.)	34,144
	Brazil 3, South Korea 0 (wwc)	RFK Stadium (Washington, D.C.)	34,144
Aug. 2, 1998	USA 4, Canada 0	Citrus Bowl (Orlando, Fla.)	* 34,416
June 26, 1999	Norway 4, Japan 0 (wwc)	Soldier Field (Chicago, Ill.)	34,256
Oct. 6, 2019	USA 1, Korea Republic 1	Soldier Field (Chicago, Ill.)	33,027
Dec. 16, 2015	USA 0, China 1	Mercedes-Benz Superdome (New Orleans, La.)	32,950
March 10, 2024	USA 1, Brazil 0 (cwgc)	Snapdragon Stadium (San Diego, Calif.)	31,528

(wwc) Women's World Cup (o) Olympics (sbc) SheBelieves Cup Doubleheader (cwgc) Concacaf W Gold Cup

* doubleheader with MLS ** doubleheader with U.S. Men's National Team

*** doubleheader with Japanese Men's National Team **** doubleheader with 2000 Men's Olympic Soccer Tournament

All-Time Largest Crowds in U.S. Women's National Team History at Home

Date	Opponent	Score	Venue (City)	Attendance
July 10, 1999	China (wwc)	0-0 T (pk)	Rose Bowl (Pasadena, Calif.)	(SO) 90,185
June 19, 1999	Denmark (wwc)	3-0 W	Giants Stadium (E. Rutherford, N.J.)	(SO) 78,972
Aug. 1, 1996	China (o)	2-1 W	Sanford Stadium (Athens, Ga.)	76,489
July 4, 1999	Brazil (wwc)	2-0 W	Stanford Stadium (Palo Alto, Calif.)	* 73,123
June 24, 1999	Nigeria (wwc)	7-1 W	Soldier Field (Chicago, Ill.)	(SO) 65,080
July 28, 1996	Norway (o)	2-1 W (ot)	Sanford Stadium (Athens, Ga.)	64,196
July 1, 1999	Germany (wwc)	3-2 W	Jack Kent Cooke Stadium (Landover, Md.)	54,642
April 6, 2024	Japan (sbc)	2-1 W	Mercedes-Benz Stadium (Atlanta, Ga.)	50,644
June 27, 1999	North Korea (wwc)	3-0 W	Foxboro Stadium (Foxborough, Mass.)	50,484
Aug. 29, 2019	Portugal	4-0 W	Lincoln Financial Field (Philadelphia, Pa.)	49,504
May 30, 1998	New Zealand	5-0 W	RFK Stadium (Washington, D.C.)	** 46,037
Aug. 16, 2015	Costa Rica	8-0 W	Heinz Field (Pittsburgh, Pa.)	44,028
July 25, 1996	China (o)	0-0 T	Orange Bowl (Miami, Fla.)	43,525
Aug. 3, 2019	Ireland	3-0 W	Rose Bowl (Pasadena, Calif.)	37,040
Oct. 7, 1999	Finland	6-0 W	Arrowhead Stadium (Kansas City, Mo.)	36,405
April 4, 2015	New Zealand	4-0 W	Busch Stadium (St. Louis, Mo.)	35,817
May 16, 2019	New Zealand	6-0 W	Busch Stadium (St. Louis, Mo.)	35,761
Sept. 20, 2015	Haiti	8-0 W	Legion Field (Birmingham, Ala.)	35,735
Sept. 12, 1998	Mexico	9-0 W	Foxboro Stadium (Foxborough, Mass.)	* 35,462
Oct. 10, 1999	Brazil	4-2 W	Papa John's Cardinal Stad. (Louisville, Ky.)	35,211
Sept. 17, 2015	Haiti	5-0 W	Ford Field (Detroit, Mich.)	34,538
Aug. 2, 1998	Canada	4-0 W	Citrus Bowl (Orlando, Fla.)	* 34,416
Sept. 21, 2003	Sweden (wwc)	3-1 W	RFK Stadium (Washington, D.C.)	34,144
Oct. 6, 2019	Korea Republic	1-1 T	Soldier Field (Chicago, Ill.)	33,027
Dec. 16, 2015	China	0-1 L	Mercedes-Benz Superdome (New Orleans, La.)	32,950
Oct. 25, 2015	Brazil	3-1 W	Citrus Bowl (Orlando, Fla.)	32,869
Sept. 25, 2003	Nigeria (wwc)	5-0 W	Lincoln Financial Field (Philadelphia, Pa.)	31,553
March 10, 2024	Brazil O (cwgc)	1-0 W	Snapdragon Stadium (San Diego, Calif.)	31,528
Sept. 4, 1999	Ireland	5-0 W	Foxboro Stadium (Foxborough, Mass.)	* 30,564
Sept. 19, 2017	New Zealand	5-0 W	Nippert Stadium (Cincinnati, Ohio)	30,529
Oct. 3, 2019	Korea Republic	2-0 W	Charlotte, N.C.)	30,071
July 23, 1996	Sweden (o)	2-1 W	Citrus Bowl (Orlando, Fla.)	28,000
July 5, 2021	Mexico	4-0 W	Pratt & Whitney Stadium (East Hartford, Conn.)	27,758
Oct. 5, 2003	Germany (wwc)	0-3 L	PGE Park (Portland, Ore.)	27,623

ALL-TIME ATTENDANCE RECORDS

All-Time Largest Crowds in USWNT History Outside the USA

Date	Opponent	Score	City	Attendance
Aug. 9, 2012	Japan (o)	2-1 W	London, England	80,203
Nov. 30, 2024	England	0-0 T	London, England	78,346
Oct. 7, 2022	England	1-2 L	London, England	76,893
Nov. 30, 1991	Norway (wwc)	2-1 W	Guangzhou, China	65,000
Sept. 17, 2000	China (o)	1-1 T	Melbourne, Australia	**** 58,061
July 7, 2019	Netherlands (wwc)	2-0 W	Lyon, France	57,900
July 2, 2019	England (wwc)	2-1 W	Lyon, France	53,512
July 5, 2015	Japan (wwc)	5-2 W	Vancouver, Canada	53,341
June 16, 2015	Nigeria (wwc)	1-0 W	Vancouver, Canada	52,193
Aug. 21, 2008	Brazil (o)	1-0 W	Beijing, China	51,612
June 26, 2015	Germany (wwc)	2-0 W	Montreal, Canada	51,176
Aug. 18, 2008	Japan (o)	4-2 W	Beijing, China	50,937
July 17, 2011	Japan (wwc)	2-2 T (pk)	Frankfurt, Germany	48,817
Sept. 27, 2007	Brazil (wwc)	0-4 L	Hangzhou, China	47,818
June 28, 2019	France (wwc)	2-1 W	Paris, France	45,595
June 16, 2019	Chile (wwc)	3-0 W	Paris, France	45,594
Aug. 10, 2024	Brazil (o)	1-0 W	Paris, France	43,813
Aug. 3, 2024	Japan (o)	1-0 W (ot)	Paris, France	43,004
Aug. 1, 2023	Portugal (wwc)	0-0 T	Auckland, New Zealand	42,958
July 22, 2023	Vietnam (wwc)	3-0 W	Auckland, New Zealand	41,107
Jan. 26, 2003	China	0-2 L	Wuhan, China	40,000
Nov. 27, 2021	Australia	3-0 W	Sydney, Australia	36,109
Sept. 14, 2007	Sweden (wwc)	2-0 W	Chengdu, China	35,500
Sept. 11, 2007	North Korea (wwc)	2-2 T	Chengdu, China	35,100
May 24, 1998	Japan	3-0 W	Yokohama, Japan	*** 34,885
Sept. 30, 2007	Norway (wwc)	4-1 W	Shanghai, China	34,000
June 12, 2015	Sweden (wwc)	0-0 T	Winnipeg, Canada	32,716
June 8, 2015	Australia (wwc)	3-1 W	Winnipeg, Canada	31,148
Jan. 14, 2001	China	1-1 T	Hangzhou, China	30,000
Sept. 22, 2007	England (wwc)	3-0 W	Tianjin, China	29,586
July 31, 2012	Korea DPR (o)	1-0 W	Manchester, England	29,522
Oct. 29, 2009	Germany	1-0 W	Augsburg, Germany	28,377
Nov. 9, 2017	Canada	1-1 T	Vancouver, Canada	28,017
Aug. 6, 2023	Sweden (wwc)	0-0 T (pk)	Melbourne, Australia	27,706
July 27, 2023	Netherlands (wwc)	1-1 T	Wellington, New Zealand	27,312
Jan. 23, 2003	Norway	3-1 W	Yiwu, China	27,000
Aug. 6, 2012	Canada (o)	4-3 W	Manchester, England	26,640
Aug. 15, 2008	Canada (o)	2-1 W (ot)	Shanghai, China	26,129
July 13, 2011	France (wwc)	3-1 W	Monchenglabbach, Germany	25,676
July 10, 2011	Brazil (wwc)	2-2 T (pk)	Dresden, Germany	25,598
July 2, 2011	Colombia (wwc)	3-0 W	Sinsheim, Germany	(SO) 25,475
Jan. 29, 2012	Canada	4-0 W	Vancouver, Canada	25,427
June 21, 2008	Canada	1-0 W	Suwon, South Korea	25,280
July 6, 2011	Sweden (wwc)	1-2 L	Wolfsburg, Germany	23,468
Sept. 20, 2000	Nigeria (o)	3-1 W	Melbourne, Australia	**** 24,623
June 26, 2015	China PR (wwc)	1-0 W	Ottawa, Canada	24,141

U.S. Women's National Team – Team Records

ALL-TIME RECORDS

- Most consecutive wins (overall)**
18; 7/25/1990 to 5/25/1991
- Most consecutive wins (in the USA)**
23; 4/10/1993 to 2/2/1996
- Most consecutive wins (outside the USA)**
15; 7/25/1990 to 5/25/1991
- Most consecutive games unbeaten (overall)**
51; 12/8/2004 to 9/22/2007
- Most consecutive games unbeaten (in the USA)**
104; 12/08/2004 to 12/16/2015
- Most consecutive shutouts**
14; 8/5/1990 to 5/18/1991
- Most consecutive losses (overall)**
3 (three times)
8/30/1991 to 10/4/1991
3/12/1993 to 4/7/1993
10/7/2022 to 11/10/2022
- Most consecutive losses (in the USA)**
3 (two times)
8/30/1991 to 10/4/1991
8/14/1992 to 4/7/1993
- Most consecutive losses (outside the USA)**
2 (eight times)

SEASON RECORDS

- Most international matches played**
41; 2000
- Fewest international matches played**
1; 1989
- Most wins**
33; 2008
- Most losses**
6 (two times), 1999, 2000
- Most ties**
9; 2000
- Most consecutive wins**
17; 2019
- Most consecutive losses**
3 (three times), 1991, 1993, 2022

MATCH RECORDS

- Most goals scored**
14; 1/20/2012
USA 14, Dominican Republic 0 +
- Most goals scored, defeat**
3 (three times)
5/28/1991 – USA 3, Holland 4
3/17/2001 – USA 3, Norway 4
3/10/2014 – USA 3, Denmark 5
- Most goals allowed**
5; 3/10/2014
USA 3, Denmark 5
- Most goals allowed, win**
4; 5/3/2008 – USA 5, Australia 4
- Most goals both teams**
14; 1/20/2012 –
USA 14, Dominican Republic 0 +
- Highest scoring tie**
3-3 (four times)
3/19/1995 – USA 3, Norway 3
6/6/1995 – USA 3, China 3
4/5/2013 – USA 3, Germany 3
6/2/2016 – USA 3, Japan 3
- Largest margin of victory**
14; 1/20/2012 –
USA 14, Dominican Republic 0 +
- Largest margin of victory, shutout**
14; 1/20/2012 –
USA 14, Dominican Republic 0 +
- Largest margin of defeat**
4; 9/27/2007 – USA 0, Brazil 4 **
- Largest margin of defeat, shutout**
4; 9/27/2007 – USA 0, Brazil 4 **
- Most shots**
59; 10/10/2018
vs. Trinidad & Tobago (7-0) *
- Most shots allowed**
27; 7/13/2011 vs. France (3-1)**
- Most shots on goal**
30; 8/19/1994 vs. Jamaica (10-0)
- Most shots on goal allowed**
13 (two times)
9/14/1992 vs. Norway (3-1)
3/19/1998 vs. Norway (4-1)
- Most fouls committed**
36; 7/24/1988 vs. Italy (1-2)
- Most fouls by opponent**
32; 1/20/1996 vs. Brazil (1-1)



THE QUEEN OF CAPS: No one in the history of international soccer has played more matches than the legendary Kristine Lilly, who appeared in a remarkable 354 games for the United States.

U.S. Women's National Team - Individual Records

CAREER RECORDS

Most games played

354; Kristine Lilly, 1987-2010

Most consecutive games played

74; Heather O'Reilly,
8/12/2007 to 1/21/2011
65; Carla Overbeck,
8/4/1993 to 8/1/1996

Most consecutive starts

62; Kristine Lilly,
1/20/1996 to 9/20/1998

Most consecutive games scoring a goal

9; Michelle Akers,
4/5/1991 to 5/25/1991

Most consecutive appearances scoring a goal

9; Michelle Akers,
4/5/1991 to 5/25/1991

Most consecutive games recording an assist

5 (three times)
Mia Hamm,
4/20/1996 to 5/16/1996
Shannon Higgins,
8/11/1990 to 4/5/1991
Shannon MacMillan,
4/24/1997 to 5/9/1997

Most consecutive appearances recording an assist

6; Megan Rapinoe,
7/26/2018 to 10/14/2018

Most games started

332; Kristine Lilly, 1987-2010

Most goals

184; Abby Wambach, 2001-2015

Most assists

147; Mia Hamm, 1987-2004

Most combined goals and assists

305; Mia Hamm (1987-2004)
(158 goals, 147 assists)

Most shutouts

102; Hope Solo, 2000-2016

Most goalkeeper wins

153; Hope Solo, 2000-2016

Most goalkeeper losses

12; Briana Scurry, 1994-2008

Most consecutive minutes played

3,576; Carla Overbeck,
8/04/1993 to 1/14/1996

Most minutes played

28,874; Kristine Lilly, 1987-2010

Most yellow cards

27; Abby Wambach, 2001-2015
24; Carli Lloyd, 2005-2021

Most multiple-goal games

45; Abby Wambach, 2001-2015
38; Mia Hamm, 1987-2004

YEARLY RECORDS

Most games played

36; Heather O'Reilly, 2008

Most consecutive games played

36; Heather O'Reilly, 2008

Most games started

35 (two times)
Carli Lloyd, 2008
Christie Rampone, 2008

Most consecutive starts

32; Carli Lloyd, 2008

Most goals

39; Michelle Akers, 1991

Most assists:

22; Mia Hamm, 2004
21; Alex Morgan, 2012
20; Mia Hamm, 1998
20; Mia Hamm, 1995

Most combined goals and assists

49; Alex Morgan
2012 (28 goals, 21 assists)
47; Michelle Akers
1991 (39 goals, 8 assists)
44; Abby Wambach
2004 (31 goals, 13 assists)

Most minutes played

3,067; Christie Rampone, 2008

Most cards

7; Shannon Boxx, 2007

Multiple-goal games

12; Michelle Akers, 1991

Most goalkeeper wins

26; Hope Solo, 2012

Most goalkeeper losses

5; Siri Mullinix, 2000

Most shutouts

15; Siri Mullinix, 2000

Most consecutive minutes played (goalkeeper)

1,170; Briana Scurry,
4/14/1994 to 3/14/1995
1,163; Hope Solo,
4/1/2012 to 9/1/2012

Longest winning streak

19 (two times)
Briana Scurry,
9/08/2002 to 10/01/2003
Hope Solo, 9/14/2007 to
7/16/2008

Longest undefeated streak

55; Hope Solo,
3/07/2002 to 7/16/2008

Longest winless streak

4 (two times)
Kim Wyant, 8/18/1985 to
8/24/1985
Hope Solo, 1/14/2001 to
3/15/2001

Longest losing streak

3; Hope Solo, 3/07/2001 to
3/15/2001

MATCH RECORDS

Most goals

5 (nine times)
Brandi Chastain, 4/18/1991 vs. MEX *
Michelle Akers, 11/24/1991 vs. TPE **
Tiffeny Milbrett, 11/2/2002 vs. PAN *
Abby Wambach, 10/23/2004 vs. IRL
Amy Rodriguez, 1/20/2012 vs. DOM +
Sydney Leroux, 1/22/2012 vs. GUA +
Crystal Dunn, 2/15/2016 vs. PUR +
Alex Morgan, 6/11/2019 vs. THA **
Carli Lloyd, 9/16/2021 vs. PAR

Most assists

5; Tiffeny Milbrett, 6/5/1997 vs. AUS

* FIFA Women's World Cup qualifier

** FIFA Women's World Cup

+ Olympic qualifier

++ Olympic Games

U.S. Women's National Team - Statistical Breakdown - Team

MOST GOALS SCORED IN A GAME

Fourteen-Goal Games (1)

1/20/2012 n. Dominican Rep. (14-0) +

Thirteen-Goal Games (2)

1/22/2012 n. Guatemala (13-0) +

6/11/2019 n. Thailand (13-0) **

Twelve-Goal Games (2)

4/18/1991 n. Mexico (12-0) *

4/20/1991 n. Martinique (12-0) *

Eleven-Goal Games (2)

8/17/1994 n. Trin. & Tobago (11-1) *

6/23/2000 n. Trin. & Tobago (11-0)

Ten-Goal Games (5)

4/22/1991 n. Trin. & Tobago (10-0) *

4/25/1991 @ Haiti (10-0) *

8/19/1994 n. Jamaica (10-0) *

10/1/2006 vs. Chinese Taipei (10-0)

02/15/2016 vs. Puerto Rico (10-0) +

Nine-Goal Games (14)

8/6/1993 vs. Trinidad & Tobago (9-0)

8/13/1994 vs. Mexico (9-0) *

5/19/1995 vs. Canada (9-1)

7/30/1995 vs. Chinese Taipei (9-0)

6/5/1997 vs. Australia (9-1)

9/12/1998 vs. Mexico (9-0)

4/29/1999 vs. Japan (9-0)

6/2/2000 n. Canada (9-1)

11/2/2002 vs. Panama (9-0) *

10/30/2010 n. Guatemala (9-0) *

09/15/2016 vs. Thailand (9-0)

9/16/2021 vs. Paraguay (9-0)

4/9/2022 vs. Uzbekistan (9-1)

4/12/2022 vs. Uzbekistan (9-0)

Eight-Goal Games (19)

8/5/1990 vs. USSR (8-0)

4/1/1991 n. Yugoslavia (8-0)

1/14/1996 n. Russia (8-1)

4/28/1996 vs. France (8-2)

4/24/1998 vs. Argentina (8-1)

1/7/2000 n. Czech Republic (8-1)

4/5/2000 vs. Iceland (8-0)

5/5/2000 vs. Mexico (8-0)

6/25/2000 vs. Costa Rica (8-0)

9/8/2002 vs. Scotland (8-2)

2/27/2004 n. Haiti (8-0) +

9/1/2012 vs. Costa Rica (8-0)

2/13/2014 vs. Russia (8-0)

9/13/2014 vs. Mexico (8-0)

8/16/2015 vs. Costa Rica (8-0)

9/20/2015 vs. Haiti (8-0)

11/10/2016 vs. Romania (8-1)

2/1/2020 vs. Panama (8-0) +

9/21/2021 vs. Paraguay (8-0)

Seven-Goal Games (21)

11/24/1991 n. Chinese Taipei (7-0) **

6/12/1993 vs. Canada (7-0)

7/10/1993 n. Japan (7-0)

2/24/1995 vs. Denmark (7-0)

5/21/1997 vs. South Korea (7-0)

4/26/1998 vs. Argentina (7-0)

1/27/1999 vs. Portugal (7-0)

5/21/1999 vs. Japan (7-0)

6/24/1999 vs. Nigeria (7-1) **

3/12/2000 @ Portugal (7-0)

8/13/2000 vs. Russia (7-1)

1/12/2002 vs. Mexico (7-0)

11/06/2002 vs. Costa Rica (7-0) *

2/25/2004 n. Trin. & Tobago (7-0) +

7/10/2005 vs. Ukraine (7-0)

9/3/2013 vs. Mexico (7-0)

2/8/2014 vs. Russia (7-0)

12/18/2014 vs. Argentina (7-0)

8/19/2015 vs. Costa Rica (7-2)

04/06/2016 vs. Colombia (7-0)

10/10/2018 vs. Trin. & Tobago (7-0) *

Six-Goal Games (37)

12/16/1987 n. Australia (6-0)

4/3/1991 n. Hungary (6-0)

7/7/1993 n. Australia (6-0)

8/21/1994 @ Canada (6-0) *

4/30/1995 vs. Finland (6-0)

1/18/1996 n. Ukraine (6-0)

3/14/1996 vs. Germany (6-0)

4/20/1996 vs. Holland (6-0)

5/12/1996 vs. Canada (6-0)

5/4/1997 vs. Korea Republic (6-1)

5/11/1997 vs. England (6-0)

5/8/1998 vs. Iceland (6-0)

1/30/1999 vs. Portugal (6-0)

9/26/1999 vs. Brazil (6-0)

10/7/1999 vs. Finland (6-0)

4/26/2003 vs. Canada (6-1)

5/17/2003 vs. England (6-0)

10/10/2004 vs. New Zealand (6-0)

5/27/2007 vs. Canada (6-2)

8/12/2007 vs. New Zealand (6-1)

4/4/2008 n. Jamaica (6-0)

5/10/2008 vs. Canada (6-0)

9/12/2012 vs. Australia (6-2)

9/20/2014 vs. Haiti (6-0) *

9/26/2014 vs. Costa Rica (6-0) *

12/10/2015 vs. Trinidad & Tobago (6-0)

10/22/2017 vs. Korea Republic (6-0)

4/8/2018 vs. Mexico (6-2)

10/4/2018 vs. Mexico (6-0) *

10/14/2018 vs. Jamaica (6-0) *

4/7/2019 vs. Belgium (6-0)

11/10/2019 vs. Costa Rica (6-0)

2/3/2020 vs. Costa Rica (6-0) +

1/22/2021 vs. Colombia (6-0)

2/24/2021 vs. Argentina (6-0)

7/24/2021 n. New Zealand (6-1) ++

10/26/2021 vs. Korea Republic (6-0)

Five-Goal Games (56)

6/1/1988 n. Japan (5-2)

4/7/1991 n. USSR (5-0)

4/28/1991 n. Canada (5-0)

11/19/1991 n. Brazil (5-0) **

11/27/1991 n. Germany (5-2) **

6/15/1993 vs. Italy (5-0)

3/16/1994 @ Portugal (5-0)

4/12/1995 n. Canada (5-0)

5/9/1997 vs. England (5-0)

5/30/1998 vs. New Zealand (5-0)

7/25/1998 vs. Denmark (5-0)

12/20/1998 vs. Ukraine (5-0)

5/13/1999 vs. Netherlands (5-0)

9/4/1999 vs. Ireland (5-0)

10/3/1999 vs. Korea Republic (5-0)

6/4/2000 n. New Zealand (5-0)

9/29/2002 vs. Russia (5-1)

6/14/2003 vs. Ireland (5-0)

9/1/2003 vs. Costa Rica (5-0)

9/7/2003 vs. Mexico (5-0)

9/25/2003 vs. Nigeria (5-0) **

3/14/2004 n. France (5-1)

4/24/2004 vs. Brazil (5-1)

10/3/2004 vs. New Zealand (5-0)

10/20/2004 vs. Ireland (5-1)

10/23/2004 vs. Ireland (5-0)

12/8/2004 vs. Mexico (5-0)

3/11/2006 n. Denmark (5-0)

7/23/2006 vs. Ireland (5-0)

4/14/2007 vs. Mexico (5-0)

10/13/2007 vs. Mexico (5-1)

5/3/2008 vs. Australia (5-4)

10/28/2010 n. Haiti (5-0) *

2/29/2012 n. Denmark (5-0)

11/28/2012 vs. Ireland (5-0)

3/8/2013 n. China PR (5-0)

6/20/2013 vs. Korea Republic (5-0)

8/17/2014 vs. Guatemala (5-0) *

5/17/2015 vs. Mexico (5-1)

7/5/2015 n. Japan (5-2) **

01/23/2016 vs. Ireland (5-0)

02/10/2016 vs. Costa Rica (5-0) +

02/19/2016 vs. Trin. & Tobago (5-0) +

10/23/2016 vs. Switzerland (5-1)

11/13/2016 vs. Romania (5-0)

04/09/2017 vs. Russia (5-1)

09/19/2017 vs. New Zealand (5-0)

1/21/2018 vs. Denmark (5-1)

10/7/2018 vs. Panama (5-0) *

4/4/2019 vs. Australia (5-3)

5/16/2019 vs. New Zealand (5-0)

2/20/2022 vs. New Zealand (5-0)

2/23/2022 vs. Iceland (5-0)

7/7/2022 n. Jamaica (5-0) +*

1/21/2023 @ New Zealand (5-0)

2/20/24 vs. Dom. Republic (5-0) cwgc

Four-Goal Games (96)

KEY:

vs. indicates U.S. at home

@ indicates U.S. at opponent

n. indicates neutral venue

* FIFA Women's World Cup qualifier

** FIFA Women's World Cup

+ Concacaf W Championship

+ Olympic qualifier

++ Olympic Games

cwgc Concacaf W Gold Cup

MOST GOALS ALLOWED IN A GAME

Five-Goal Games Against (1)
3/10/2014 n. Denmark (3-5)

Four-Goal Games Against (6)
5/28/1991 @ Holland (3-4)
8/16/1992 vs. Norway (2-4)
3/19/1998 n. Norway (1-4)
3/17/2001 n. Norway (3-4)
9/27/2007 n. Brazil (0-4) **
5/3/2008 vs. Australia (5-4)

Three-Goal Games Against (24)
8/23/1985 n. England (1-3)
8/14/1992 vs. Norway (1-3)
3/19/1995 n. Norway (3-3)
6/6/1995 n. China (3-3) **
10/9/1997 @ Germany (1-3)
2/6/2000 vs. Norway (2-3)
9/28/2000 n. Norway (2-3) ++
11/1/2000 vs. Canada (1-3)
3/11/2001 n. Canada (0-3)
3/5/2002 n. Norway (2-3)
10/5/2003 vs. Germany (0-3) **
3/18/2004 n. Sweden (1-3)
9/25/2004 vs. Iceland (4-3)
11/6/2004 vs. Denmark (1-3)
8/6/2012 n. Canada (4-3) ++
4/5/2013 @ Germany (3-3)
12/14/2014 @ Brazil (2-3)
6/22/2016 vs. Japan (3-3)
3/7/2017 vs. France (0-3)
7/30/2017 vs. Brazil (4-3)
1/19/2019 @ France (1-3)
4/4/2019 vs. Australia (5-3)
7/21/2021 n. Sweden (0-3) ++
8/5/2021 n. Australia (4-3) ++

LARGEST MARGIN OF VICTORY

Fourteen-Goal Victories (1)
1/20/2012 n. Dominican Rep. (14-0) +

Thirteen-Goal Victories (2)
1/22/2012 n. Guatemala (13-0) +
6/11/2019 n. Thailand (13-0) **

Twelve-Goal Victories (2)
4/18/1991 n. Mexico (12-0) *
4/20/1991 n. Martinique (12-0) *

Eleven-Goal Victories (1)
6/23/2000 vs. Trin. & Tobago (11-0)

Ten-Goal Victories (6)
12/24/1991 n. Trin. & Tobago (10-0) *
4/25/1991 @ Haiti (10-0) *
8/17/1994 n. Trin. & Tobago (11-1) *
8/19/1994 n. Jamaica (10-0) *
10/1/2006 vs. Taiwan (10-0)
02/15/2016 vs. Puerto Rico (10-0) +

Nine-Goal Victories (10)
8/6/1993 vs. Trin. & Tobago (9-0)
8/13/1994 vs. Mexico (9-0) *
7/30/1995 vs. Chinese Taipei (9-0)
9/12/1998 vs. Mexico (9-0)
4/29/1999 vs. Japan (9-0)
11/2/2002 vs. Panama (9-0) *
10/30/2010 n. Guatemala (9-0) *
9/15/2016 vs. Thailand (9-0)
9/6/2021 vs. Paraguay (9-0)
4/12/2022 vs. Uzbekistan (9-0)

Eight-Goal Victories (17)
8/5/1990 vs. USSR (8-0)
4/1/1991 n. Yugoslavia (8-0)
5/19/1995 vs. Canada (9-1)
6/5/1997 vs. Australia (9-1)
4/5/2000 vs. Iceland (8-0)
5/5/2000 vs. Mexico (8-0)
6/2/2000 n. Canada (9-1)
6/25/2000 vs. Costa Rica (8-0)
2/27/2004 n. Haiti (8-0) +
9/1/2012 vs. Costa Rica (8-0)
2/13/2014 vs. Russia (8-0)
9/13/2014 vs. Mexico (8-0)
8/16/2015 vs. Costa Rica (8-0)
9/20/2015 vs. Haiti (8-0)
2/1/2020 vs. Panama (8-0) +
9/21/2021 vs. Paraguay (8-0)
4/9/2022 vs. Uzbekistan (9-1)

Seven-Goal Victories (22)
11/24/1991 n. Chinese Taipei (7-0) **
6/12/1993 vs. Canada (7-0)
7/10/1993 n. Japan (7-0)
2/24/1995 vs. Denmark (7-0)
1/14/1996 n. Russia (8-1)
5/2/1997 vs. South Korea (7-0)
4/24/1998 vs. Argentina (8-1)
4/26/1998 vs. Argentina (7-0)
1/27/1999 vs. Portugal (7-0)
5/2/1999 vs. Japan (7-0)
3/12/2000 @ Portugal (7-0)
1/7/2000 n. Czech Republic (8-1)
1/12/2002 vs. Mexico (7-0)
11/6/2002 vs. Costa Rica (7-0) *
2/25/2004 n. Trinidad & Tobago (7-0) +
7/10/2005 vs. Ukraine (7-0)
9/3/2013 vs. Mexico (7-0)
2/8/2014 vs. Russia (7-0)
12/18/2014 vs. Argentina (7-0)
04/06/2016 vs. Colombia (7-0)
11/10/2016 vs. Romania (8-1)
10/10/2018 vs. Trinidad & Tobago (7-0) *

Six-Goal Victories (34)
12/16/1987 n. Australia (6-0)
4/3/1991 n. Hungary (6-0)
7/7/1993 n. Australia (6-0)
8/21/1994 @ Canada (6-0) *
4/30/1995 vs. Finland (6-0)
1/18/1996 n. Ukraine (6-0)
3/14/1996 vs. Germany (6-0)
4/20/1996 vs. Holland (6-0)
4/28/1996 vs. France (8-2)
5/12/1996 vs. Canada (6-0)
5/11/1997 vs. England (6-0)
5/8/1998 vs. Iceland (6-0)
1/30/1999 vs. Portugal (6-0)
6/24/1999 vs. Nigeria (7-1) **
9/26/1999 vs. Brazil (6-0)
10/7/1999 vs. Finland (6-0)
8/13/2000 vs. Russia (7-1)
9/8/2002 vs. Scotland (8-2)
5/17/2003 vs. England (6-0)
10/10/2004 vs. New Zealand (6-0)
4/4/2008 n. Jamaica (6-0)
5/10/2008 vs. Canada (6-0)
10/20/2014 vs. Haiti (6-0) *
10/26/2014 vs. Costa Rica (6-0) *
12/10/2015 vs. Trinidad & Tobago (6-0)
10/22/2017 vs. Korea Republic (6-0)
10/4/2018 vs. Mexico (6-0) *
10/14/2018 vs. Jamaica (6-0) *
4/7/2019 vs. Belgium (6-0)
10/10/2019 vs. Costa Rica (6-0)
2/3/2020 vs. Costa Rica (6-0) +
1/22/2021 vs. Colombia (6-0)
2/24/2021 vs. Argentina (6-0)
10/26/2021 vs. Korea Republic (6-0)

Five-Goal Victories (49)
4/7/1991 n. USSR (5-0)
4/28/1991 n. Canada (5-0)
11/19/1991 n. Brazil (5-0) **
6/15/1993 vs. Italy (5-0)
3/16/1994 @ Portugal (5-0)
1/20/1995 vs. Australia (5-0)
4/12/1995 n. Canada (5-0)
5/4/1997 vs. Korea Republic (6-1)
5/9/1997 vs. England (5-0)
5/30/1998 vs. New Zealand (5-0)
7/25/1998 vs. Denmark (5-0)
12/20/1998 vs. Ukraine (5-0)
5/13/1999 vs. Holland (5-0)
9/4/1999 vs. Ireland (5-0)
10/3/1999 vs. Korea Republic (5-0)
6/4/2000 n. New Zealand (5-0)
4/26/2003 vs. Canada (6-1)
6/14/2003 vs. Ireland (5-0)
9/1/2003 vs. Costa Rica (5-0)
9/7/2003 vs. Mexico (5-0)
9/25/2003 vs. Nigeria (5-0) **
10/3/2004 vs. New Zealand (5-0)
10/23/2004 vs. Ireland (5-0)
12/8/2004 vs. Mexico (5-0)
3/1/2006 n. Denmark (5-0)
7/23/2006 vs. Ireland (5-0)
4/14/2007 vs. Mexico (5-0)
8/12/2007 vs. New Zealand (6-1)
10/28/2010 n. Haiti (5-0) *
2/29/2012 n. Denmark (5-0)
11/28/2012 vs. Ireland (5-0)
3/8/2013 n. China PR (5-0)
6/20/2013 vs. Korea Republic (5-0)
10/17/2014 vs. Guatemala (5-0) *
8/19/2015 vs. Costa Rica (7-2)
9/17/2015 vs. Haiti (5-0)
12/3/2016 vs. Ireland (5-0)
2/10/2016 vs. Costa Rica (5-0) +
2/19/2016 vs. Trin. & Tobago (5-0) +
11/13/2016 vs. Romania (5-0)
9/19/2017 vs. New Zealand (5-0)
10/7/2018 vs. Panama (5-0) *
5/16/2019 vs. New Zealand (5-0)
7/24/2021 n. New Zealand (6-1) ++
2/20/2022 vs. New Zealand (5-0)
2/23/2022 vs. Iceland (5-0)
7/7/2022 n. Jamaica (5-0) *+
1/21/2023 @ New Zealand (5-0)
2/20/2024 vs. Dom. Republic (5-0) cwcg

Four-Goal Victories (63)

LARGEST MARGIN OF DEFEAT

Four-Goal Defeats (1)
9/27/2007 n. Brazil (0-4) **

Three-Goal Defeats (5)
3/19/1998 n. Norway (1-4)
3/11/2001 n. Canada (0-3)
10/5/2003 vs. Germany (0-3) **
3/07/2017 vs. France (0-3)
7/21/2021 n. Sweden (0-3) ++

Two-Goal Defeats (17)
8/23/1985 n. England (1-3)
7/27/1988 n. England (0-2)
8/14/1992 vs. Norway (1-3)
8/16/1992 vs. Norway (2-4)
3/17/1995 n. Denmark (0-2)
10/9/1997 @ Germany (1-3)
11/11/2000 vs. Canada (1-3)
3/15/2001 n. Sweden (0-2)
1/26/2003 @ China (0-2)
3/18/2004 n. Sweden (1-3)
11/6/2004 vs. Denmark (1-3)
8/6/2008 n. Norway (0-2)
3/10/2014 n. Denmark (3-5)
2/8/2015 @ France (0-2)
1/19/2019 @ France (1-3)
10/11/2022 @ Spain (0-2)
2/26/2024 vs. Mexico (0-2)

U.S. Women's National Team - Statistical Breakdown - Individual

MOST GOALS SCORED IN A GAME

Five-Goal Games (9)

Brandi Chastain;
4/18/1991 n. Mexico (12-0) *
Michelle Akers;
11/24/1991 n. Taiwan (7-0) **
Tiffeny Milbrett;
11/2/2002 vs. Panama (9-0) *
Abby Wambach;
10/23/2004 vs. Ireland (5-0)
Amy Rodriguez;
1/20/2012 n. Dom. Rep. (14-0) +
Sydney Leroux;
1/22/2012 n. Guatemala (13-0) +
Crystal Dunn;
2/15/2016 vs. Puerto Rico (10-0) +
Alex Morgan;
6/11/2019 n. Thailand (13-0)**
Carli Lloyd;
9/16/2021 vs. Paraguay (9-0)

Four-Goal Games (9)

Mia Hamm (2);
8/17/1994 n. Trinidad & Tobago (11-1) *
4/28/1996 vs. France (8-2)
Tiffeny Milbrett;
4/29/1999 vs. Japan (9-0)
Shannon MacMillan;
4/26/2003 vs. Canada (6-1)
Cindy Parlow;
5/17/2003 vs. England (6-0)
Abby Wambach (2);
6/20/2013 vs. Korea Republic (5-0)
10/26/2014 vs. Costa Rica (6-0)
Sydney Leroux;
9/3/2013 vs. Mexico (7-0)
Christen Press;
12/18/2014 n. Argentina (7-0)

Three-Goal Games (63)

Michelle Akers (6)
8/5/1990 vs. USSR (8-0)
4/1/1991 n. Yugoslavia (8-0)
4/7/1991 n. USSR (5-0)
4/28/1991 n. Canada (5-0) *
8/10/1991 @ China (3-0)
2/24/1995 vs. Denmark (7-0)
Shannon Boxx
2/25/2004 n. Trinidad & Tobago +
Julie Foudy
12/20/1998 vs. Ukraine (5-0)
Danielle Garrett
1/18/1996 n. Ukraine (6-0)
Mia Hamm (8)
7/7/1993 n. Australia (6-0)
4/12/1995 n. Canada (5-0)
5/9/1997 vs. England (5-0)
5/31/1997 vs. Canada (4-0)
3/17/1998 n. China (4-1)
6/28/1998 vs. Germany (4-2)
7/25/1998 vs. Denmark (5-0)
9/8/2002 vs. Scotland (8-2)
April Heinrichs
4/20/1991 n. Martinique (12-0) *
Lindsey Heaps (1)
1/31/2020 vs. Panama (8-0) +
Carin Jennings-Gabarra (2)
6/1/1988 n. Japan (5-2)
11/27/1991 n. Germany (5-2) **
Natasha Kai
5/10/2008 vs. Canada (6-0)
Kristine Lilly
1/27/1999 vs. Portugal (7-0)
Carli Lloyd (8)
1/24/2012 n. Mexico (4-0) +
12/18/2014 n. Argentina (7-0)
7/5/2015 n. Japan (5-2) **
9/17/2015 vs. Haiti (5-0)
9/20/2015 vs. Haiti (8-0)
1/23/2016 vs. Ireland (5-0)
9/15/2016 vs. Thailand (9-0)
10/7/2018 vs. Panama (5-0) *
Shannon MacMillan (2)
1/12/2002 vs. Mexico (7-0)
3/7/2002 n. Denmark (3-2)
Samantha Mewis
1/18/2021 vs. Colombia (4-0)
Tiffeny Milbrett (2)
4/24/1998 vs. Argentina (8-1)
6/2/2000 n. Canada (9-1)
Alex Morgan (5)
3/7/2012 n. Sweden (4-0)
11/28/2012 vs. Ireland (5-0)
2/19/2016 vs. Trinidad & Tobago (5-0) +
7/26/2018 vs. Japan (4-2)
9/21/21 vs. Paraguay (8-0)

Heather O'Reilly
1/20/2012 n. Dominican Rep. (14-0) +
Cindy Parlow (7)
3/12/2000 @ Portugal (7-0)
6/2/2000 n. Canada (9-1)
6/4/2000 n. New Zealand (5-0)
6/23/2000 vs. Trinidad & Tobago (11-0)
11/6/2002 vs. Costa Rica (7-0) *
2/27/2004 n. Haiti (8-0) +
10/20/2004 vs. Ireland (5-1)
Christen Press (3)
8/16/2015 vs. Costa Rica (8-0)
12/10/2015 vs. Trinidad & Tobago (6-0)
11/10/2016 vs. Romania (8-1)
Sarah Rafanelli
7/10/1993 n. Japan (7-0)
Amy Rodriguez
10/30/2010 n. Guatemala (9-0) *
Nikki Serlenga
6/25/2000 vs. Costa Rica (8-0)
Sophia Smith
4/9/2022 vs. Uzbekistan (9-1)
Tisha Venturini
7/30/1995 vs. Chinese Taipei (9-0)
Abby Wambach (5)
9/8/2002 vs. Scotland (8-2)
3/20/2004 n. Norway (4-1)
5/7/2006 @ Japan (3-1)
10/1/2006 vs. Chinese Taipei (10-0)
10/28/2010 n. Haiti (5-0) *
Christie Welsh
4/5/2000 vs. Iceland (8-0)

KEY:

vs. indicates U.S. at home
@ indicates U.S. at opponent
n. indicates neutral venue
* FIFA Women's World Cup qualifier
** FIFA Women's World Cup
+ Olympic qualifier
++ Olympic Games

U.S. Women's National Team - Individual Cap & Goal Milestones

GOALS

100TH GOALS (7)

Player	Date	Cap No.	Opponent	Location
Mia Hamm	Sep. 18, 1998	156th	Russia	Rochester, N.Y.
Michelle Akers	Sep. 20, 1998	128th	Brazil	Richmond, Va.
Kristine Lilly	Oct. 10, 2004	287th	New Zealand	Cincinnati, Ohio
Tiffany Milbrett	July 10, 2005	203rd	Ukraine	Portland, Ore.
Abby Wambach	July 19, 2009	129th	Canada	Rochester, N.Y.
Carli Lloyd	April 8, 2018	252nd	Mexico	Houston, Texas
Alex Morgan	April 4, 2019	159th	Australia	Commerce City, Colo.

APPEARANCES

300TH CAPS (3)

Player	Date Earned	Opponent	Location
Kristine Lilly	Oct. 16, 2005	Australia	Fullerton, Calif.
Christie Rampone	Oct. 24, 2014	Mexico	Chester, Pa.
Carli Lloyd	April 10, 2021	Sweden	Stockholm, Sweden

200TH CAPS (14)

Player	Date Earned	Opponent	Location
Kristine Lilly	April 8, 2000	Iceland	Charlotte, N.C.
Mia Hamm	July 3, 2000	Brazil	Foxborough, Mass.
Julie Foudy	Nov. 11, 2000	Canada	Columbus, Ohio
Joy Fawcett	Oct. 6, 2002	Italy	Cary, N.C.
Tiffany Milbrett	Oct. 22, 2003	Italy	Kansas City, Mo.
Christie Rampone	Aug. 12, 2008	New Zealand	Shenyang, China
Kate Markgraf	July 13, 2010	Sweden	Omaha, Neb.
Abby Wambach	Feb. 13, 2013	Scotland	Faro, Portugal
Heather O'Reilly	March 12, 2014	Korea DPR	Faro, Portugal
Carli Lloyd	June 26, 2015	China PR	Ottawa, Canada
Hope Solo	Aug. 6, 2016	France	Belo Horizonte, Brazil
Becky Sauerbrunn	Feb. 17, 2022	Czech Republic	Carson, Calif.
Alex Morgan	Nov. 13, 2022	Germany	Harrison, N.J.
Megan Rapinoe	July 22, 2023	Vietnam	Auckland, New Zealand

100TH CAPS (41)

Player	Date Earned	Opponent	Location
Kristine Lilly	Aug. 6, 1995	Norway	Washington, D.C.
Mia Hamm	Jan. 16, 1996	Brazil	Campinas, Brazil
Carin Jennings-Gabarra	Jan. 20, 1996	Brazil	Campinas, Brazil
Michelle Akers	April 26, 1996	France	St. Louis, Mo.
Joy Fawcett	July 23, 1996	Sweden	Orlando, Fla.
Carla Overbeck	July 25, 1996	China PR	Miami, Fla.
Julie Foudy	March 3, 1997	Australia	Bathurst, Australia
Tisha Venturini	May 8, 1998	Iceland	Indianapolis, Ind.
Tiffany Milbrett	Aug. 2, 1998	Canada	Orlando, Fla.
Brandi Chastain	July 4, 1999	Brazil	Palo Alto, Calif.
Briana Scurry	Oct. 7, 1999	Finland	Kansas City, Mo.
Shannon MacMillan	May 31, 2000	China PR	Canberra, Australia
Cindy Parlow	July 3, 2001	Canada	Blaine, Minn.
Lorrie Fair	Sep. 8, 2002	Scotland	Columbus, Ohio
Tiffany Roberts	June 14, 2003	Ireland	Salt Lake City, Utah
Christie Rampone	July 13, 2003	Brazil	New Orleans, La.
Kate Markgraf	Sep. 25, 2003	Nigeria	Philadelphia, Pa.
Aly Wagner	July 30, 2006	Canada	Cary, N.C.
Cat Whitehill	Jan. 26, 2007	Germany	Guangzhou, China
Abby Wambach	Sep. 22, 2007	England	Tianjin, China
Lindsay Tarpley	July 16, 2008	Brazil	San Diego, Calif.
Shannon Boxx	Aug. 15, 2008	Canada	Shanghai, China
Heather O'Reilly	Aug. 21, 2008	Brazil	Beijing, China
Angela Hucles	Nov. 8, 2008	Korea Republic	Tampa, Fla.
Heather Mitts	March 11, 2009	Sweden	Faro, Portugal
Carli Lloyd	Nov. 27, 2010	Italy	Bridgeview, Ill.
Hope Solo	July 13, 2011	France	Monchengladbach, Germany
Amy Rodriguez	Dec. 8, 2012	China PR	Detroit, Mich.
Rachel Van Hollebeke	March 13, 2013	Germany	Faro, Portugal
Lauren Holiday	May 8, 2014	Canada	Winnipeg, Canada
Megan Rapinoe	April 4, 2015	New Zealand	St. Louis, Mo.
Lori Chalupny	May 10, 2015	Ireland	San Jose, Calif.
Tobin Heath	Aug. 19, 2015	Costa Rica	Chattanooga, Tenn.
Alex Morgan	Jan. 23, 2016	Ireland	San Diego, Calif.
Becky Sauerbrunn	Feb. 21, 2016	Canada	Houston, Texas
Kelley O'Hara	Sep. 15, 2017	New Zealand	Commerce City, Colo.
Christen Press	June 12, 2018	China PR	Cleveland, Ohio
Ali Krieger	May 16, 2019	New Zealand	St. Louis, Mo.
Crystal Dunn	Feb. 7, 2020	Mexico	Carson, Calif.
Julie Ertz	March 5, 2020	England	Orlando, Fla.
Lindsey Horan	July 24, 2021	New Zealand	Saitama, Japan

INDIVIDUAL CAP & GOAL MILESTONES

100TH CAPS (continued)

Player	Date Earned	Opponent	Location
Alyssa Naeher	March 2, 2024	Colombia	Los Angeles, Calif.
Mallory Swanson	Aug. 10, 2024	Brazil	Paris, France
Rose Lavelle	June 4, 2024	Korea Republic	St. Paul, Minn.
Emily Sonnett	Oct. 24, 2024	Iceland	Austin, Texas

FIRST CAP, FIRST GOAL HISTORY (23 Total)

Name	Date	Opponent	Score
Michelle Akers	Aug. 21, 1985	n. Denmark	2-2 T
Emily Pickering	Aug. 21, 1985	n. Denmark	2-2 T
Joan Dunlap-Seivold	July 7, 1986	vs. Canada	2-0 W
Marcia McDermott	July 7, 1986	vs. Canada	2-0 W
Shannon Higgins	July 5, 1987	vs. Norway	3-0 W
Tammy Pearman	Aug. 6, 1995	vs. Norway	2-1 W
Cindy Parlow (2)	Jan. 14, 1996	n. Russia	8-1 W
Beth Keller	Feb. 24, 1999	vs. Finland	3-1 W
Sherrill Kester (2)	Jan. 7, 2000	n. Czech Republic	8-1 W
Nikki Serlenga	Jan. 7, 2000	n. Czech Republic	8-1 W
Christie Welsh	Jan. 7, 2000	n. Czech Republic	8-1 W
Caroline Putz	July 7, 2000	vs. Italy	4-1 W
Kelly Schmedes	March 3, 2002	n. England	2-1 W
Shannon Boxx	Sept. 1, 2003	vs. Costa Rica	5-0 W
Natasha Kai	March 11, 2006	n. Denmark	5-0 W
Christen Press (2)	Feb. 9, 2013	vs. Scotland	4-1 W
Stephanie McCaffrey	Oct. 25, 2015	vs. Brazil	3-1 W
Mallory Pugh	Jan. 23, 2016	vs. Ireland	5-0 W
Lynn Williams	Oct. 19, 2016	vs. Switzerland	4-0 W
Kealia Ohai	Oct. 23, 2016	vs. Switzerland	5-1 W
Taylor Kornieck	June 25, 2022	vs. Colombia	3-0 W
Lily Yohannes	June 4, 2024	vs. Korea Republic	3-0 W
Emma Sears	Oct. 27, 2024	vs. Iceland	3-1 W

FIRST CAP, FIRST SHUTOUT HISTORY (9 Total)

Date	Name	Opponent	Score
Amy Allmann	July 5, 1987	vs. Norway	3-0 W
Mary Harvey	June 21, 1989	n. Poland	0-0 T
Briana Scurry	March 16, 1994	at Portugal	5-0 W
Hope Solo	April 5, 2000	vs. Iceland	8-0 W
Emily Oleksiuk	March 13, 2001	at Portugal	2-0 W
Alyssa Naeher	Dec. 18, 2014	n. Argentina	7-0 W
Casey Murphy	Nov. 27, 2021	at Australia	3-0 W
Aubrey Kingsbury	April 12, 2022	vs. Uzbekistan	9-0 W
Mandy McGlynn	Oct. 30, 2024	vs. Argentina	3-0 W

FIRST-MINUTE GOALS IN WNT HISTORY (16 Total)

Player	Seconds	Date	Opponent	Result
Mia Hamm	?	April 20, 1991	n. Martinique	12-0 W
Kristine Lilly	?	June 12, 1993	vs. Canada	7-0 W
Tisha Venturini	40	April 17, 1994	n. Canada	3-0 W
Tiffany Roberts	45	Aug. 19, 1994	n. Jamaica	10-0 W
Mia Hamm	49	May 2, 1997	vs. Korea Republic	7-0 W
Danielle Fotopoulos	29	June 3, 1999	vs. Australia	4-0 W
Kristine Lilly	28	March 13, 2006	n. France	4-1 W
Kristine Lilly	58	June 23, 2007	vs. Brazil	2-0 W
Lori Chalupny	53	Sep. 18, 2007	n. China	1-0 W
Abby Wambach	35	Jan. 20, 2012	n. Dominican Republic	14-0 W
Alex Morgan	44	Dec. 1, 2012	vs. Ireland	2-0 W
Julie Johnston	52	Sep. 20, 2015	vs. Haiti	8-0 W
Alex Morgan	12	Feb. 10, 2016	vs. Costa Rica	5-0 W
Carli Lloyd	39	Sep. 15, 2016	vs. Thailand	9-0 W
Carli Lloyd	23	June 13, 2021	vs. Jamaica	4-0 W
Ashley Hatch	24	Nov. 27, 2021	at Australia	3-0 W
Own Goal	25	April 12, 2022	vs. Uzbekistan	9-0 W

Opponent Highs

MOST COMMON OPPONENTS

Overall

1.	Canada	66
2.	China PR	60
3.	Norway	50
4.	Mexico	42
5.	Sweden	43
6.	Brazil	41
	Japan	41
8.	Germany	37
9.	Australia	35
10.	France	25
	Denmark	25
12.	New Zealand	21
13.	England	20

MOST U.S. VICTORIES

Opponent	Wins
1. Canada	53
2. Mexico	41
3. China PR	38
4. Brazil	33
5. Japan	32
6. Australia	29
Norway	29
8. Germany	25
9. Sweden	23
10. New Zealand	19
France	19
12. Denmark	17

Yearly Highs

Games Played	Ties
2000 41	2000 9
2008 36	2021 5
2004 34	2014 5
2012 32	2024 4
1999 29	2023 4
	2015 4
	2011 4
Wins	
2008 33	2007 4
2012 28	2006 4
2004 28	2004 4
2000 26	2003 4
1999 25	
	Winning Percentage*
Losses	
2000 6	2018 .950
1991 6	2008 .944
2001 5	2016 .940
1993 4	1994 .923
1987 4	2012 .922
	1998 .920
	1996 .917

* Minimum of 10 games
Updated as of Jan. 1, 2023

TEAM HISTORY

U.S. Women's National Team Year-By-Year Records

Year	GP	W	L	T	GF	GA	Pct.
1985	4	0	3	1	3	7	.125
1986	6	4	2	0	10	6	.714
1987	11	6	4	1	23	9	.591
1988	8	3	3	2	10	9	.500
1989	1	0	0	1	0	0	.500
1990	6	6	0	0	26	3	1.000
1991	28	21	6	1	122	22	.768
1992	2	0	2	0	3	7	.000
1993	17	13	4	0	54	7	.765
1994	13	12	1	0	59	6	.923
1995	25	21	2	2	91	17	.880
1996	24	21	1	2	80	17	.917
1997	18	16	2	0	67	13	.889
1998	25	22	1	2	89	12	.920
1999	29	25	2	2	111	15	.897
2000	41	26	6	9	124	31	.744
2001	10	3	5	2	13	15	.400
2002	19	15	2	2	69	11	.842
2003	23	17	2	4	58	14	.826
2004	34	28	2	4	104	23	.882
2005	9	8	0	1	24	0	.944
2006	22	18	0	4	57	10	.909
2007	24	19	1	4	63	17	.875
2008	36	33	1	2	84	17	.944
2009	8	7	0	1	12	1	.938
2010	18	15	1	2	48	8	.889
2011	20	13	3	4	41	17	.750
2012	32	28	1	3	120	21	.922
2013	16	13	0	3	56	11	.906
2014	24	16	3	5	79	15	.771
2015	26	20	2	4	74	12	.846
2016	25	22	0	3	92	10	.940
2017	16	12	3	1	40	13	.781
2018	20	18	0	2	65	10	.950
2019	24	20	1	3	77	16	.895
2020	9	9	0	0	33	1	1.000
2021	24	17	2	5	76	12	.813
2022	18	14	3	1	56	9	.806
2023	18	14	0	4	36	3	.889
2024	23	18	1	4	50	12	.869
TOTAL	756	593	72	91	2299	459	.844



NEW NAME, SAME GAME: Sophia Wilson had a stellar 2024 Olympic with three goals and two assists. The USWNT will be looking forward to her return in 2026 after the birth of her first child.

WORLD CUP HISTORY



USA IN THE FIFA WOMEN'S WORLD CUP

As the new cycle begins for the 2027 FIFA Women's World Cup, the U.S. Women's National Team remains the most successful women's soccer team in history, with four FIFA Women's World Cup titles, one second-place finish and three third-place finishes.

In nine trips all-time to Women's World Cup competitions, the U.S. is 41W-4L-9D in 54 total games and has more top-three finishes than any other nation in the tournament's history.

The 2023 FIFA Women's World Cup ended for the Americans in heartbreaking fashion, falling to Sweden on penalty kicks (4-5) after drawing 0-0 in regulation and extra time in the Round of 16. Seeking an unprecedented third consecutive World Cup trophy, the USA opened Group E with a 3-0 victory over Vietnam, before drawing the Netherlands 1-1 in a rematch of the 2019 World Cup Final and playing Portugal to a 0-0 stalemate in the final game of group play. Despite failing to reach the semifinals for the first time ever at a World Cup, the USA had a dominant defensive showing Down Under, allowing just one goal and two shots on goal over the four matches.

The USA qualified for the 2023 Women's World Cup by winning the 2022 Concacaf W Championship. The tournament, which was held from July 4-18 in Monterrey, Mexico, served -- for the first time -- as the region's qualifying tournament for both the 2023 World Cup and the 2024 Olympics. The USWNT punched its ticket to the World Cup by advancing to the semifinal round and defeated Canada, 1-0, in the championship game to secure its spot in the upcoming Paris Olympics.

The USA's 2-0 victory against the Netherlands on Sunday, July 7, 2019, at Stade de Lyon marked the USA's record fifth appearance in a FIFA Women's World Cup Final and added a fourth star to the USA's jersey. The USA earned its way into the 2019 Final by blazing through its group in record fashion beating Thailand (13-0), Chile (3-0) and semifinalists Sweden (2-0) before combining tremendous skill, savvy and will to meet increasingly tough challenges from rising power Spain (2-1) in the Round of 16, World Cup host France (2-1) in the Quarterfinal and No. 3 ranked England (2-1) in an epic Semifinal showdown. Goals from Megan Rapinoe -- the tournament's Golden Ball winner and Golden Boot winner and best player as top scorer -- and Rose Lavelle, the Bronze Ball winner, propelled the USA to victory in the championship game.

The USWNT booked its spot at the 2019 FIFA Women's World Cup by rolling past Jamaica 6-0 in the semifinal of the 2018 Concacaf Women's Championship before winning its sixth Concacaf Women's Championship title when it blanked Canada 2-0 in the tournament final. The USA cruised through group play outscoring Mexico (6-0), Panama (5-0) and Trinidad & Tobago (7-0) by a combined 18-0.

In 2015, after a tough group stage saw the U.S. tie former coach Pia Sundhage and Sweden before prevailing in a nail-biter against Nigeria, the WNT turned on the jets, storming to the 2015 FIFA World Cup title. Powered by captain Carli Lloyd's six knockout round goals, including three in the thrilling title rematch with Japan, the USA dashed past up-and-coming Colombia 2-0 before beating old foe China in the quarterfinal. A showdown with Germany loomed in the semifinal, but a penalty kick miss by Germany and subsequent make by Lloyd set the U.S. on the path to the final, and substitute Kelley O'Hara's late goal, courtesy of a Lloyd assist, cemented the WNT's passage.

The epic final of the 2015 World Cup featured a record-making performance from Lloyd that catapulted her to her first FIFA Women's World Player of the Year award. With a hat trick that featured a goal from inside her own half, Lloyd put the game away by the half hour mark as Lauren Holiday and Tobin Heath also notched goals in the 5-2 win vs. Japan that saw the USA become the first nation to win three World Cups.

The USA hit some bumps in the road on the way to the 2011 FIFA Women's World Cup, falling in the semifinal of the Concacaf Women's World Cup Qualifying Tournament at the end of 2010

before defeating Italy in a two-game playoff to earn the final berth to Germany. The Americans also lost two games during its World Cup preparation, but still headed into the tournament as one of the favorites. What transpired in Germany will forever be remembered as a breakthrough event for women's soccer as the U.S. team's dramatic run to the World Cup Final inspired a nation.

The USA opened the 2011 tournament with a hard-fought 2-0 win against Korea DPR in Dresden on second-half goals from Lauren Cheney and improbably, defender Rachel Buehler. That set the stage for a 3-0 demolition of Colombia that featured the entire team saluting the crowd after the opening goal by Heather O'Reilly in recognition of the large group of U.S. military and their families that helped sellout the stadium in Sinsheim. The USA fell 2-1 to Sweden in its final group match in Wolfsburg, which sent them into a quarterfinal against Brazil back in Dresden. The drama and controversy-filled game featured the latest goal in Women's World Cup history: Abby Wambach's legendary header that sent the U.S. to a penalty kick shootout where it prevailed to reach the semifinal.

In the semifinal in Mönchengladbach, the USA ran into an extremely talented France team that dominated the match for stretches, but as the Americans often do at the highest levels, they found a way to win on a first half goal from Cheney, another Wambach header and a late clincher from Alex Morgan. The USA was by far the stronger team in the World Cup Final in Frankfurt, but let two leads slip away and fell in a penalty kick shootout to Japan.

Abby Wambach scored in the final four games – the first U.S. player to achieve such a feat in a World Cup tournament – and took over the U.S. career lead in Women's World Cup goals from Michelle Akers with her 13th in the championship game. Wambach and Morgan became the first U.S. players to score in the semifinal and final of a World Cup.

In 2007, the USA was riding a long unbeaten streak and held the world's top ranking heading into the FIFA Women's World Cup in China where they won perhaps the most difficult first-round group in the history of the tournament. In Group B, the USA drew with Korea DPR 2-2 in the opening match, and then got two goals from Abby Wambach in a must-win 2-0 victory over Sweden. With advancement to the quarterfinals still up in the air, the USA won the group with a hard-fought 1-0 victory over a vastly improved Nigeria. The American women then met up-and-coming England in the quarterfinal, and after an evenly played first 20 minutes, put together its best performance of the tournament, winning 3-0 and earning a place in the semifinals against Brazil. The semifinal marked a low point in U.S. history as the team suffered some heart-wrenching misfortune while scoring an own goal and seeing Shannon Boxx harshly sent off at the end of the first half. That combination of factors led to a 4-0 loss, the worst in U.S. history, and a spot in the third-place match. The USA rebounded wonderfully to win the bronze medal, rolling over Norway with a 4-1 score to end the tournament on a high note.

Considered the top team in the world heading into the FIFA Women's World Cup USA 2003, the defending champion U.S. was assured the title of tournament favorite after the competition was moved from China to the U.S. due to the outbreak of SARS. After rolling through group play with a 3-0 record and an 11-1 advantage in goal differential, the U.S. squeezed past rival Norway by a 1-0 margin in the quarterfinals. Then in Portland, Ore. – the only city in history to host a World Cup match in consecutive competitions – the U.S. was shocked by Germany, who scored two injury time goals in a 3-0 victory en route to winning it all and being crowned world champion. The U.S. was relegated to the third-place game. There, the Red, White and Blue made quick work of northern neighbor Canada 3-1, the same team that forced the U.S. to sudden death overtime in the Concacaf Women's Gold Cup final less than a year earlier.

The United States Women's National Team added to its prestige by becoming the first squad to host and win a Women's World Cup, when it downed China PR 5-4 in penalty kicks after battling to a 0-0 draw through regulation and overtime in the 1999 final. The match was played in front of a women's athletics record crowd of 90,185 on June 10, 1999 at the Rose Bowl in Pasadena, Calif. The winning penalty kick goal for the U.S. has become a pop culture moment in American history, with Brandi Chastain connecting on the shot and then celebrating the goal with a nation. The championship marked the USA's third major championship of the decade, including the 1991 Women's World Cup crown and the 1996 Olympic title.

The biggest disappointment for the U.S. Women in the 1990s came at the 1995 Women's World Cup in Sweden, when the team fell to arch-rival Norway in the tournament semifinals, 1-0. The defeat was the first ever for the USA in WWC play and helped Norway into the final where they downed Germany to take the crown.

In 1991, the U.S. won the inaugural FIFA Women's World Cup in China. The championship was the first for the USA in a FIFA competition and established the dominance that the U.S. women have continued to display at the international level. The United States was led by Michelle Akers, Carin Jennings and April Heinrichs, dubbed "the triple-edged sword." The trio combined to score 20 of the team's 25 goals in China, including all five (Jennings 3, Heinrichs 2) in a 5-2 semifinal victory over Germany and both goals (Akers) in a 2-0 win over Norway to win the title.



THE FIRST GOLDEN BALL: The first-ever Golden Ball as the top player in a Women's World Cup was awarded to U.S. striker Carin Jennings at the 1991 FIFA Women's World Cup.

ALL-TIME U.S. RECORD IN WOMEN'S WORLD CUP COMPETITION

Women's World Cup (1991-2023)

Overall: 41W-4L-9D Home: 10W-1L-1D Away: 1W-0L-0D Neutral: 30W-3L-8D

Women's World Cup Qualifying (1991-2022)

Overall: 37W-1L-0D Home: 18W-0L-0D Away: 3W-1L-0D Neutral: 16W-0L-0

AUSTRALIA / NEW ZEALAND 2023

FINALS

Date	Opponent	Result	U.S. Goal Scorers	Location	Attendance
Aug. 6, 2023	Sweden	0-0 D (4-5 pk)	— <i>Penalty kicks converted in order by: Sullivan, Horan, K. Mewis, Naeher</i>	Melbourne, Australia	27,706
Aug. 1, 2023	Portugal	0-0 D	—	Auckland, New Zealand	42,958
July 27, 2023	Netherlands	1-1 D	Horan	Wellington, New Zealand	27,312
July 22, 2023	Vietnam	3-0 W	S. Smith (2), Horan	Auckland, New Zealand	41,107

QUALIFYING MATCHES (2022 CONCACAF W CHAMPIONSHIP)

Date	Opponent	Result	U.S. Goal Scorers	Location	Attendance
July 18, 2022	Canada	1-0 W	Morgan	Monterrey, Mexico	17,247
July 14, 2022	Costa Rica	3-0 W	Sonnett, Pugh, Sanchez	Monterrey, Mexico	2,537
July 11, 2022	Mexico	1-0 W	K. Mewis	Monterrey, Mexico	20,522
July 7, 2022	Jamaica	5-0 W	S. Smith (2), Lavelle, K. Mewis, Rodman	Monterrey, Mexico	3,150
July 4, 2022	Haiti	3-0 W	Morgan (2), Purce	Monterrey, Mexico	5,345

FRANCE 2019

FINALS

Date	Opponent	Result	U.S. Goal Scorers	Location	Attendance
July 7, 2019	Netherlands	2-0 W	Rapinoe, Lavelle	Lyon, France	57,900
July 2, 2019	England	2-1 W	Press, Morgan	Lyon, France	53,512
June 28, 2019	France	2-1 W	Rapinoe (2)	Paris, France	45,595
June 24, 2019	Spain	2-1 W	Rapinoe (2)	Reims, France	19,633
June 20, 2019	Sweden	2-0 W	Horan, Andersson (og)	Le Havre, France	22,418
June 16, 2019	Chile	3-0 W	Lloyd (2), Ertz	Paris, France	45,594
June 11, 2019	Thailand	13-0 W	Morgan (5), Lavelle (2), Horan, S. Mewis (2), Rapinoe, Pugh, Lloyd	Reims, France	18,591

QUALIFYING MATCHES (2018 CONCACAF WOMEN'S CHAMPIONSHIP)

Date	Opponent	Result	U.S. Goal Scorers	Location	Attendance
Oct. 17, 2018	Canada	2-0 W	Lavelle, Morgan	Frisco, Texas	6,986
Oct. 14, 2018	Jamaica	6-0 W	Heath (2), Rapinoe, Ertz, Morgan (2)	Frisco, Texas	7,555
Oct. 10, 2018	Trin. & Tobago	7-0 W	Morgan (2), Lavelle (2), Dunn, Horan, Heath	Cary, N.C.	3,996
Oct. 7, 2018	Panama	5-0 W	Mewis, Lloyd (3), Press	Cary, N.C.	7,532
Oct. 4, 2018	Mexico	6-0 W	Rapinoe (2), Ertz, Morgan (2), Heath	Cary, N.C.	5,404

CANADA 2015

FINALS

Date	Opponent	Result	U.S. Goal Scorers	Location	Attendance
July 5, 2015	Japan	5-2 W	Lloyd (3), Holiday, Heath	Vancouver, Canada	53,341
June 30, 2015	Germany	2-0 W	Lloyd, O'Hara	Montreal, Canada	51,176
June 26, 2015	China PR	1-0 W	Lloyd	Ottawa, Canada	24,241
June 22, 2015	Colombia	2-0 W	Morgan, Lloyd	Edmonton, Canada	19,412
June 16, 2015	Nigeria	1-0 W	Wambach	Vancouver, Canada	52,193
June 12, 2015	Sweden	0-0 D	—	Winnipeg, Canada	32,716
June 8, 2015	Australia	3-1 W	Rapinoe (2), Press	Winnipeg, Canada	31,148

QUALIFYING MATCHES (2014 CONCACAF WOMEN'S CHAMPIONSHIP)

Date	Opponent	Result	U.S. Goal Scorers	Location	Attendance
Oct. 26, 2014	Costa Rica	6-0 W	Wambach (4), Lloyd, Leroux	Chester, Pa.	11,625
Oct. 24, 2014	Mexico	3-0 W	Lloyd (2), Press	Chester, Pa.	8,773
Oct. 20, 2014	Haiti	6-0 W	Lloyd, Wambach (2), Klingenberg, Press, Brian	Washington, D.C.	6,421
Oct. 17, 2014	Guatemala	5-0 W	Heath (2), Lloyd, Engen, Rapinoe	Bridgeview, Ill.	6,796
Oct. 15, 2014	Trin. & Tobago	1-0 W	Wambach	Kansas City, Kan.	3,621

GERMANY 2011

FINALS

Date	Opponent	Result	U.S. Goal Scorers	Location	Attendance
July 17, 2011	Japan	2-2 D (1-3 pk)	Morgan, Wambach <i>Penalty kick converted by Wambach</i>	Frankfurt, Germany	48,817
July 13, 2011	France	3-1 W	Cheney, Wambach, Morgan	M'gladbach, Germany	25,676
July 10, 2011	Brazil	2-2 D (5-3 pk)	Own Goal, Wambach <i>Penalty kicks converted in order by: Boxx, Lloyd, Wambach, Rapinoe, Krieger</i>	Dresden, Germany	25,598
July 6, 2011	Sweden	1-2 L	Wambach	Wolfsburg, Germany	23,468
July 2, 2011	Colombia	3-0 W	O'Reilly, Rapinoe, Lloyd	Sinsheim, Germany (SO)	25,475
June 28, 2011	Korea DPR	2-0 W	Cheney, Buehler	Dresden, Germany	21,859

QUALIFYING PLAYOFF

Date	Opponent	Result	U.S. Goal Scorers	Location	Attendance
Nov. 27, 2010	Italy	1-0 W	Rodriguez	Bridgeview, Ill.	9,508
Nov. 20, 2010	Italy	1-0 W	Morgan	Padova, Italy	5,000

QUALIFYING MATCHES (2010 CONCACAF WOMEN'S WORLD CUP QUALIFYING TOURNAMENT)

Date	Opponent	Result	U.S. Goal Scorers	Location	Attendance
Nov. 8, 2010	Costa Rica	3-0 W	Cheney, Wambach (2)	Cancun, Mexico	2,500
Nov. 5, 2010	Mexico	1-2 L	Lloyd	Cancun, Mexico	8,500
Nov. 1, 2010	Costa Rica	4-0 W	Wambach, Cheney, Averbuch, Morgan	Cancun, Mexico	503
Oct. 28, 2010	Haiti	5-0 W	Buehler, Wambach (3), Rodriguez	Cancun, Mexico	2,500
Oct. 30, 2010	Guatemala	9-0 W	Rodriguez (3), Wambach (2), Rapinoe (2), Morgan, Lloyd	Cancun, Mexico	1,050

CHINA 2007

FINALS

Date	Opponent	Result	U.S. Goal Scorers	Location	Attendance
Sept. 30, 2007	Norway	4-1 W	Wambach (2), Chalupny, O'Reilly	Shanghai, China	34,000
Sept. 27, 2007	Brazil	0-4 L	—	Hangzhou, China	47,818
Sept. 22, 2007	England	3-0 W	Wambach, Boxx, Lilly	Tianjin, China	29,586
Sept. 18, 2007	Nigeria	1-0 W	Chalupny	Shanghai, China	6,500
Sept. 14, 2007	Sweden	2-0 W	Wambach (2)	Chengdu, China	35,500
Sept. 11, 2007	Korea DPR	2-2 D	Wambach, O'Reilly	Chengdu, China	35,100

QUALIFYING MATCHES (2006 CONCACAF WOMEN'S GOLD CUP)

Date	Opponent	Result	U.S. Goal Scorers	Location	Attendance
Nov. 26, 2006	Canada	2-1 W (ot)	Osborne, Lilly	Carson, Calif.	6,749
Nov. 22, 2006	Mexico	2-0 W	Wambach (2)	Carson, Calif.	6,128

UNITED STATES 2003

FINALS

Date	Opponent	Result	U.S. Goal Scorers	Location	Attendance
Oct. 11, 2003	Canada	3-1 W	Lilly, Boxx, Milbrett	Carson, Calif.	25,258
Oct. 5, 2003	Germany	0-3 L	—	Portland, Ore.	(SO) 27,623
Oct. 1, 2003	Norway	1-0 W	Wambach	Foxborough, Mass.	25,130
Sept. 28, 2003	Korea DPR	3-0 W	Wambach, Reddick (2)	Columbus, Ohio	22,828
Sept. 25, 2003	Nigeria	5-0 W	Hamm (2), Parlow, Wambach, Foudy	Philadelphia, Pa.	31,553
Sept. 21, 2003	Sweden	3-1 W	Lilly, Parlow, Boxx	Washington, D.C.	34,144

Tournament relocated to U.S. on May 26, 2003 because of the threat of SARS in China.

QUALIFYING MATCHES (2002 CONCACAF WOMEN'S GOLD CUP)

Date	Opponent	Result	U.S. Goal Scorers	Location	Attendance
Nov. 9, 2002	Canada	2-1 W (ot)	Milbrett, Hamm	Pasadena, Calif.	6,911
Nov. 6, 2002	Costa Rica	7-0 W	Parlow (3), Hucles, MacMillan, Lilly, Own Goal	Seattle, Wash.	10,079
Nov. 2, 2002	Panama	9-0 W	Milbrett (5), MacMillan (2), Roberts, Wambach	Seattle, Wash.	21,522
Oct. 29, 2002	Trin. & Tobago	3-0 W	Parlow, Chastain, Milbrett	Fullerton, Calif.	4,210
Oct. 27, 2002	Mexico	3-0 W	Wagner, Parlow, MacMillan	Pasadena, Calif.	5,568

UNITED STATES 1999

FINALS

Date	Opponent	Result	U.S. Goal Scorers	Location	Attendance
July 10, 1999	China PR	0-0 D (5-4 pk)	— <i>Penalty kicks converted in order by: Overbeck, Fawcett, Lilly, Hamm, Chastain</i>	Pasadena, Calif.	(SO) 90,125
July 4, 1999	Brazil	2-0 W	Parlow, Akers	Palo Alto, Calif.	73,123
July 1, 1999	Germany	3-2 W	Milbrett, Chastain, Fawcett	Landover, Md.	54,642
June 27, 1999	Korea DPR	3-0 W	Venturini (2), MacMillan	Foxborough, Mass.	50,484
June 24, 1999	Nigeria	7-1 W	Milbrett (2), Own Goal, Hamm, Lilly, Akers, Parlow	Chicago, Ill.	(SO) 65,080
June 19, 1999	Denmark	3-0 W	Hamm, Foudy, Lilly	E. Rutherford, N.J.	(SO) 79,972

SWEDEN 1995

FINALS

Date	Opponent	Result	U.S. Goal Scorers	Location	Attendance
June 17, 1995	China PR	2-0 W	Hamm, Venturini	Gavle, Sweden	4,335
June 15, 1995	Norway	0-1 L	—	Vasteras, Sweden	2,893
June 13, 1995	Japan	4-0 W	Lilly (2), Milbrett, Venturini	Gavle, Sweden	3,537
June 10, 1995	Australia	4-1 W	Foudy, Overbeck, Fawcett, Keller	Helsingborg, Sweden	1,105
June 8, 1995	Denmark	2-0 W	Lilly, Milbrett	Gavle, Sweden	2,704
June 6, 1995	China PR	3-3 T	Venturini, Milbrett, Hamm	Gavle, Sweden	4,635

QUALIFYING MATCHES

Date	Opponent	Result	U.S. Goal Scorers	Location	Attendance
Aug. 21, 1994	Canada	6-0 W	Akers, Hamm, Gabarra, Foudy, Roberts, Own Goal	Montreal, Canada	2,160
Aug. 19, 1994	Jamaica	10-0 W	Akers (2), Lilly (2), Overbeck (2), Roberts, Milbrett, Rafanelli, Gabarra	Montreal, Canada	1,087
Aug. 17, 1994	Trin. & Tobago	11-1 W	Hamm (4), Gabarra (2), Venturini (2), Akers, Lilly, Cromwell	Montreal, Canada	1,900
Aug. 13, 1994	Mexico	9-0 W	Lilly (2), Akers (2), Venturini, Lalor, Hamm, Roberts, Gabarra	Montreal, Canada	1,821

CHINA 1991

FINALS

Date	Opponent	Result	U.S. Goal Scorers	Location	Attendance
Nov. 30, 1991	Norway	2-1 W	Akers (2)	Guanzhou, China	63,000
Nov. 27, 1991	Germany	5-2 W	Jennings (3), Heinrichs (2)	Guanzhou, China	15,000
Nov. 24, 1991	Chinese Taipei	7-0 W	Akers (5), Biefeld, Foudy	Foshan, China	12,000
Nov. 21, 1991	Japan	3-0 W	Akers (2), Gebauer	Foshan, China	14,000
Nov. 19, 1991	Brazil	5-0 W	Hamm, Akers, Jennings, Heinrichs (2)	Punyu, China	15,500
Nov. 17, 1991	Sweden	3-2 W	Jennings (2), Hamm	Punyu, China	14,000

QUALIFYING MATCHES

Date	Opponent	Result	U.S. Goal Scorers	Location	Attendance
April 28, 1991	Canada	5-0 W	Akers (3), Lilly, Heinrichs	Port-au-Prince, Haiti	N/A
April 25, 1991	Haiti	10-0 W	Heinrichs (2), Akers (2), Jennings (2), Bates (2), Lilly, Biefeld	Port-au-Prince, Haiti	N/A
April 22, 1991	Trin. & Tobago	10-0 W	Hamm (2), Jennings (2), Gebauer (2), Akers (2), Bates, Chastain	Port-au-Prince, Haiti	N/A
April 20, 1991	Martinique	12-0 W	Heinrichs (3), Akers (2), Hamm (2), Biefeld (2), Foudy, Gebauer, Chastain	Port-au-Prince, Haiti	N/A
April 18, 1991	Mexico	12-0 W	Akers (2), Heinrichs (2), Chastain (5), Foudy, Hamm, Jennings	Port-au-Prince, Haiti	N/A

U.S. Women's World Cup History

U.S. Women's National Team
2023 Women's World Cup Statistics

2023 Women's World Cup Record: 1W-0L-3D

FIELD PLAYER STATISTICS

Name	Pos.	GP/GS	Min.	G	A	Pts.	Y/R
DeMelo, Savannah	M	2/2	107	0	0	0	0/0
Dunn, Crystal	D	4/4	382	0	0	0	0/0
Ertz, Julie	M	4/4	390	0	0	0	1/0
Fox, Emily	D	4/4	382	0	0	0	0/0
Girma, Naomi	D	4/4	390	0	0	0	1/0
Horan, Lindsey	M	4/4	383	2	0	4	1/0
Huerta, Sofia	D	1/0	7	0	0	0	0/0
Lavelle, Rose	M	3/1	163	0	1	1	2/0
Mewis, Kristie	M	1/0	1	0	0	0	0/0
Morgan, Alex	F	4/4	339	0	1	1	0/0
O'Hara, Kelley	D	3/0	9	0	0	0	0/0
Rapinoe, Megan	F	3/0	80	0	0	0	0/0
Rodman, Trinity	F	4/3	236	0	0	0	0/0
Smith, Sophia	F	4/4	360	2	1	5	1/0
Sonnett, Emily	D	2/1	126	0	0	0	0/0
Sullivan, Andi	M	4/4	390	0	0	0	0/0
Thompson, Alyssa	F	2/0	17	0	0	0	0/0
Williams, Lynn	F	2/1	138	0	0	0	0/0
TOTAL		4/4	390	4	3	11	6/0
Opponents		4/4	390	1	1	2	12/0

GOALKEEPER STATISTICS

Name	GP/GS	Min.	W	L	T	GF	GA	SO	GAA
Naeher, Alyssa	4/4	390	1	0	3	4	1	3	0.23
Opponents	4/4	390	0	1	3	1	4	2	0.92

WOMEN'S WORLD CUP NOTES: Of the 23 players on the roster, 19 saw action. For nine players, it was their first minutes in Women's World Cup play. Alyssa Naeher, Naomi Girma, Julie Ertz and Andi Sullivan played every single minute of the tournament for the USA.

The team's exit in the Round of 16 marked the first time the USA failed to make it to at least the semifinals at a Women's World Cup.

Naeher recorded three shutouts at the 2023 Women's World Cup and now ranks third all-time in USWNT World Cup shutouts with seven, trailing Hope Solo (10) and Briana Scurry (9).

For the third consecutive World Cup, the USWNT went unbeaten in group play. The USA has advanced out of the group in all nine of its trips to the FIFA Women's World Cup. The second-place finish in Group E marked just the second time the team has finished second in its group, last doing so in 2011.

After falling behind 1-0 to the Netherlands, the USA trailed for the first time in a World Cup match since the 2011 Quarterfinal against Brazil. Lindsay Horan's equalizer

in the second half which led to a 1-1 marked just the second time in the USA's World Cup history that the Americans have come back to win or tie after trailing at the half. It was the first such result since coming back to beat Germany 3-2 in the quarterfinal of the 1999 WWC.

With her brace against Vietnam in the opening match of the tournament, Sophia Smith became the 34th USWNT player all-time to score at a Women's World Cup. At 22-years-and-346-days-of-age, Smith was the youngest player in USWNT history to score multiple goals in her World Cup debut and the second-youngest player in USWNT history to score multiple goals in any World Cup match.

At 18-years-and-257-days-old, Alyssa Thompson made her World Cup debut against Vietnam, becoming the second-youngest player ever to appear for the USA at a Women's World Cup and the fourth teenager to do so.

The lineup for the USA's opening match against Vietnam averaged 27.8 years of age, making it the youngest lineup to start a World Cup match for the USWNT since 2007.

USWNT WC Lineups

GROUP E
July 22, 2023
vs. Vietnam
@ Auckland, New Zealand: 3-0
Naeher
Fox (Huerta, 84)
Girma
Ertz
Dunn (O'Hara, 84)
Sullivan
Horan (c)-1
DeMelo (Lavelle, 63)
S. Smith-2
Morgan (Rapinoe, 63)
Rodman (Thompson, 75)

July 27, 2023
vs. Netherlands
Wellington, New Zealand: 1-1
Naeher
Fox
Girma
Ertz
Dunn
Sullivan
Horan (c)-1
DeMelo (Lavelle, 46)
S. Smith
Morgan
Rodman

Aug. 1, 2023
vs. Portugal
Auckland, New Zealand: 0-0
Naeher
Fox
Girma
Ertz
Dunn (O'Hara, 90+7)
Sullivan
Horan (c) (Sonnett, 84)
Lavelle
S. Smith (Rapinoe, 61)
Morgan (Thompson, 90+6)
Williams (Rodman, 84)

ROUND OF 16
Aug. 6, 2023
vs. Sweden (4-5 pk)
Melbourne, Australia: 0-0
Naeher
Fox (O'Hara, 119)
Girma
Ertz
Dunn
Sullivan
Sonnett (K. Mewis, 119)
Horan (c)
Rodman (Williams, 66)
Morgan (Rapinoe, 98)
S. Smith

U.S. Women's National Team 2019 Women's World Cup Statistics

2019 Women's World Cup Record: 7-0-0

FIELD PLAYER STATISTICS

Name	Pos.	GP/GS	Min.	G	A	Pts.	Y/R
Brian, Morgan	M	1/1	90	0	0	0	0/0
Dahlkemper, Abby	D	7/7	622	0	0	0	1/0
Davidson, Tierna	D	1/1	90	0	0	0	0/0
Dunn, Crystal	D	6/6	540	0	1	0	0/0
Ertz, Julie	M	6/6	474	1	0	2	0/0
Heath, Tobin	F	6/6	494	0	0	0	0/0
Horan, Lindsay	M	6/4	357	2	2	6	2/0
Krieger, Ali	D	3/1	138	0	0	0	0/0
Lavelle, Rose	M	6/6	427	3	0	6	0/0
Lloyd, Carli	M	7/1	194	3	0	6	0/0
Long, Allie	M	1/0	31	0	0	0	1/0
McDonald, Jessica	F	1/0	45	0	0	0	0/0
Mewis, Samantha	M	6/5	467	2	3	7	0/0
Morgan, Alex	F	6/6	490	6	3	15	0/0
O'Hara, Kelley	D	6/6	491	0	2	2	1/0
Press, Christen	F	7/2	255	1	1	3	0/0
Pugh, Mallory	F	3/1	118	1	1	3	0/0
Rapinoe, Megan	F	5/5	428	6	3	15	1/0
Sauerbrunn, Becky	D	6/6	540	0	0	0	1/0
Sonnnett, Emily	D	1/0	8	0	0	0	0/0
Own Goal				1			
TOTAL		7/7	630	26	19	71	7/0
Opponents		7/7	630	3	1	7	13/1

U.S. goal totals include an own goal scored by Sweden on June 20.

GOALKEEPER STATISTICS

Name	GP/GS	Min.	W	L	T	GF	GA	SO	GAA
Naeher, Alyssa	7/7	630	7	0	0	26	3	4	0.43
Opponents	7/7	630	0	7	0	3	26	0	3.71

WOMEN'S WORLD CUP NOTES: The USA became the first country to win four FIFA Women's World Cup titles.

This is the third World Cup in which the USWNT has never trailed throughout the tournament, a feat also achieved in 1991 and 2015.

The U.S. is unbeaten in its last 17 Women's World Cup matches (14W-3D), winning the last 12 in a row. They are the only team to win 12 consecutive WWC matches, besting Norway's run from 95 to 99. Seven of the USA's 12 wins have been by multiple-goal margins.

After the win vs. the Netherlands, the USWNT is now 40-4-6 all-time in World Cup play, outscoring opponents 138-38 in 50 games. The 40 wins, 50 games-played and 138 goals scored are all FIFA Women's World Cup records.

The USA is 7-1-0 all-time against the Netherlands.

Megan Rapinoe is only the second player to start three Women's World Cup finals (2011, 2015, 2019), after Germany's Birgit Prinz (1995, 2003, 2007).

Megan Rapinoe won the Golden Ball as the best player in the tournament and the Golden Boot as the top scorer. Alex Morgan won the Silver Boot as the second-leading scorer and Rose Lavelle won the Bronze Ball as the third-best player.

The USWNT had nine different goal scorers at this tournament. Only the 2003 German team (10) and the 1999 American team (10) have had more at a single WWC.

The USA was only the third defending champion to reach the World Cup Final in the following tournament after winning the title – Germany did so in 2003 and 2007, while Japan accomplished the feat in 2011 and 2015.

The USA was the first team to reach three consecutive World Cup Finals and was only the second nation to repeat as champions after Germany did so in 2003 and 2007. The USA has reached a record five World Cup finals, winning four. The second most

accomplished team, Germany, has been to three finals, winning two.

The USA scored in the first 12 minutes of each of its first six World Cup matches. Only in the World Cup Final did it fail to find the net early.

At the World Cup, the USA set a record for most goals in tournament history with 26, breaking its own record of 25, set in 1991 in six games.

The USA also set records for most goals in a single Women's World Cup match and largest margin of victory when it beat Thailand 13-0 in its Group F opener, a game that featured 10 second-half goals, also a record.

Alex Morgan tied the record for most goals in a single match when she scored five against Thailand, matching the feat of Michelle Akers against Chinese Taipei at the 1991 Women's World Cup in China.

Jill Ellis became the first coach to win two Women's World Cup titles. Italy's Vittorio Pozzo, who won the Men's World Cup in 1934 and 1938, is the only other coach to win two World Cup titles.

Rose Lavelle (24 years, 54 days) became the second-youngest American to score in a World Cup Final, trailing only Alex Morgan (22 years, 15 days) in 2011.

The USA was ahead in its World Cup games for 70.2 percent of the time. The Americans never trailed in their seven games and led for 442 of 630 total minutes.

Rapinoe's goal against the Netherlands made her the oldest player, at 34 years and two days, to score in a Women's World Cup Final. She broke teammate Carli Lloyd's record set in 2015. Lloyd was 32 years, 354 days old when she scored three times against Japan.

By scoring in the final four World Cup matches in 2015, and the first two World Cup matches in 2019, Carli Lloyd set a record for scoring in the most consecutive World Cup games.

USWNT WC Lineups

GROUP F

June 11, 2019
vs. Thailand
@ Reims, France: 13-0
Naeher
O'Hara
Dahlkemper
Ertz (Pugh-1, 69)
Dunn
Horan-1
S. Mewis-2
Lavelle-2 (Lloyd-1, 57)
Heath (Press, 57)
Morgan-5
Rapinoe (c)-1

June 16, 2019

vs. Chile
@ Paris, France: 3-0
Naeher
Krieger
Dahlkemper (Sonnnett, 82)
Sauerbrunn
Davidson
Ertz-1 (McDonald, 46)
Brian
Horan (Long, 59)
Pugh
Lloyd (c)-2
Press

June 20, 2019

vs. Sweden
@ Le Havre, France: 2-0 (OG)
Naeher
O'Hara
Dahlkemper
Sauerbrunn
Dunn
Horan-1
S. Mewis
Lavelle (Press, 63)
Heath
Morgan (c) (Lloyd, 46)
Rapinoe (Pugh, 83)

ROUND OF 16

June 24, 2019
vs. Spain
@ Reims, France: 2-1
Naeher
O'Hara
Dahlkemper
Sauerbrunn
Dunn
Ertz
S. Mewis
Lavelle (Horan, 89)
Heath
Morgan (Lloyd, 85)
Rapinoe (c)-2 (Press, 90+7)

QUARTERFINAL

June 28, 2019
vs. France
@ Paris, France: 2-1
Naeher
O'Hara
Dahlkemper
Sauerbrunn
Dunn
Ertz
S. Mewis (Lloyd, 82)
Lavelle (Horan, 63)
Heath
Morgan (c)
Rapinoe-2 (Press, 87)

SEMIFINAL

July 2, 2019
vs. England
@ Lyon, France: 2-1
Naeher
O'Hara (Krieger, 87)
Dahlkemper
Sauerbrunn
Dunn
Horan
Ertz
Lavelle (S. Mewis, 65)
Heath (Lloyd, 80)
Morgan (c)-1
Press-1

FINAL

July 7, 2019
vs. Netherlands
@ Lyon, France: 2-0
Naeher
O'Hara (Krieger, 46)
Dahlkemper
Sauerbrunn
Dunn
Lavelle-1
Ertz
S. Mewis
Heath (Lloyd, 87)
Morgan
Rapinoe (c)-1 (Press, 79)

U.S. Women's National Team 2015 Women's World Cup Statistics

2015 Women's World Cup Record: 6-0-1

FIELD PLAYER STATISTICS

Name	Pos.	GP/GS	Min.	G	A	Pts.	Y/R
Boxx, Shannon	M	1/0	16	0	0	0	0/0
Brian, Morgan	M	6/4	354	0	1	1	0/0
Chalupny, Lori	D	1/0	10	0	0	0	0/0
Heath, Tobin	M	6/5	434	1	0	2	0/0
Holiday, Lauren	M	6/6	540	1	0	2	2/0
Johnston, Julie	D	7/7	630	0	1	1	1/0
Klingenberg, Meghan	D	7/7	630	0	0	0	0/0
Krieger, Ali	D	7/7	620	0	1	1	0/0
Leroux, Sydney	F	4/3	181	0	1	1	0/0
Lloyd, Carli	M	7/7	630	6	2	14	0/0
Morgan, Alex	F	7/5	434	1	0	2	0/0
O'Reilly, Heather	M	1/0	9	0	0	0	0/0
O'Hara, Kelley	D	3/1	106	1	0	2	0/0
Press, Christen	F	4/2	180	1	0	2	0/0
Rampone, Christie	D	2/0	16	0	0	0	0/0
Rapinoe, Megan	M	6/6	462	2	2	6	2/0
Rodriguez, Amy	F	2/1	118	0	0	0	0/0
Sauerbrunn, Becky	D	7/7	630	0	0	0	1/0
Solo, Hope	GK	7/7	630	0	0	0	0/0
Wambach, Abby	F	7/3	299	1	1	3	0/0

TOTAL	7/7	630	14	9	37	6/0
Opponents	7/7	630	3	2	8	12/1

One opponent goal was a U.S. own goal.

GOALKEEPER STATISTICS

Name	GP/GS	Min.	W	L	T	GF	GA	SO	GA
Solo, Hope	7/7	630	6	0	1	14	3	5	0.43
Opponents	7/7	630	0	6	1	3	14	1	2.00

WOMEN'S WORLD CUP NOTES: The USA became the first country to win three FIFA Women's World Cup titles.

Hope Solo, Julie Johnston, Meghan Klingenberg, Carli Lloyd and Megan Rapinoe were named to the FIFA Women's World Cup All-Star Team.

Carli Lloyd is the first woman in FIFA WWC to score a hat trick in a Final match and scored the fastest hat trick in Women's World Cup history.

Lloyd also became the third U.S. woman to score a hat trick in WWC play: Carin Jennings Gabarra netted three goals against Germany in 1991 and Michelle Akers scored five against Chinese Taipei that same year.

Lloyd also became the first USWNT player to score in four straight games in a World Cup. She netted a goal against China, Colombia and Germany and three against Japan.

Lloyd's goal in the third minute was the fastest goal in a WWC Final game.

With her three goals against Japan, Lloyd became the first American to score in three major-tournament finals: 2012 Olympic gold medal game (2-1 win over Japan) and 2008 gold-medal match (1-0 over Brazil).

Midfielders Lauren Holiday and Tobin Heath each scored their first goals of the tournament in the final. It was Heath's first goal in a Women's World Cup.

The USA's five goals were the most any team has scored in a WWC Final. No other team has scored more than two.

The USA's two goals in the first five minutes of the match against Japan was first time any team scored twice in that span in a WWC game.

The USWNT finished this year's tournament with a 33-4-6 all-time record in Women's World Cup play, outscoring its opponents 112-35 in 43 games. The 33 wins, 112 goals scored and the 43 games played are FIFA Women's World Cup records.

USWNT WC Lineups

GROUP D
June 8, 2015
vs. Australia

@ Winnipeg, Canada: 3-1

Solo
Krieger
Sauerbrunn
Johnston
Klingenberg
Press-1 (Heath, 68)
Holiday
Lloyd
Rapinoe-2 (Brian, 86)
Leroux (Morgan, 79)
Wambach (c)

June 12, 2015
vs. Sweden
@ Winnipeg, Canada: 0-0 T

Solo
Krieger
Sauerbrunn
Johnston
Klingenberg
Brian (Rodriguez, 58)
Holiday
Lloyd (c)
Rapinoe
Press (Wambach, 68)
Leroux (Morgan, 78)

June 16, 2015
vs. Nigeria
@ Vancouver, Canada: 1-0 W

Solo
Krieger
Johnston
Sauerbrunn
Klingenberg
Rapinoe (Boxx, 75)
Holiday
Lloyd
Heath (Rampone, 80)
Morgan (Leroux, 66)
Wambach (c)-1

ROUND OF 16

June 22, 2015
vs. Colombia
@ Edmonton, Canada: 2-0 W

Solo
Krieger (Chalupny, 81)
Johnston
Sauerbrunn
Klingenberg
Rapinoe (Press, 75)
Holiday
Lloyd-1
Heath
Morgan-1
Wambach (c) (Brian, 69)

QUARTERFINAL

June 26, 2015
vs. China PR
@ Ottawa, Canada: 1-0 W

Solo
Krieger
Johnston
Sauerbrunn
Klingenberg
O'Hara (Press, 61)
Brian
Lloyd (c)-1
Heath
Rodriguez (Wambach, 86)
Morgan (O'Reilly, 81)

SEMIFINAL

June 30, 2015
vs. Germany
@ Montreal, Canada: 2-0 W

Solo
Krieger
Sauerbrunn
Johnston
Klingenberg
Holiday
Brian
Lloyd (c)-1
Rapinoe (Wambach, 80)
Morgan (Leroux, 90+3)
Heath (O'Hara-1, 75)

FINAL

July 5, 2015
vs. Japan
@ Vancouver, Canada: 5-2 W

Solo
Krieger
Sauerbrunn
Johnston
Klingenberg
Holiday-1
Brian
Lloyd-3 (c)
Rapinoe (O'Hara, 61)
Morgan (Rampone, 86)
Heath-1 (Wambach, 79)

U.S. Women's National Team 2011 Women's World Cup Statistics

2011 Women's World Cup Record: 3-1-2

FIELD PLAYER STATISTICS

Name	Pos.	GP/GS	Min.	G	A	Pts.	Y/R
Boxx, Shannon	M	5/5	510	0	0	0	1
Buehler, Rachel	D	5/5	454	1	0	2	0/1
Cheney, Lauren	F	6/6	459	2	3	7	0
Cox, Stephanie	D	2/0	67	0	1	1	0
Heath, Tobin	M	4/0	53	0	0	0	0
Krieger, Ali	D	6/6	600	0	0	0	0
LePeilbet, Amy	D	6/6	533	0	0	0	1
Lindsey, Lori	M	1/1	90	0	0	0	0
Lloyd, Carli	M	6/6	574	1	1	3	1
Morgan, Alex	F	5/0	220	2	1	5	0
O'Hara, Kelley	M	1/0	18	0	0	0	0
O'Reilly, Heather	M	5/5	452	1	1	3	0
Rampone, Christie	D	6/6	600	0	0	0	0
Rapinoe, Megan	M	6/2	334	1	3	5	1
Rodriguez, Amy	F	5/5	290	0	0	0	0
Sauerbrunn, Becky	D	1/1	90	0	0	0	0
Solo, Hope	GK	6/6	600	0	0	0	1
Wambach, Abby	F	6/6	600	4	1	9	1
Own Goal				1			
TOTAL		6/6	600	13	11	35	6/1
Opponents		6/6	600	7	0	14	1/0

U.S. goal totals include own goal scored by Brazil on July 10.

GOALKEEPER STATISTICS

Name	GP/GS	Min.	W	L	T	GF	GA	SO	GAA
Solo, Hope	6/6	600	3	1	2	13	7	2	1.05
Opponents	6/6	600	1	3	0	7	13	0	1.95

Rachel Buehler sent off in the 64th minute vs. Brazil on July 10.

WOMEN'S WORLD CUP NOTES: Abby Wambach, Hope Solo, Lauren Cheney and Shannon Boxx were named to the FIFA Women's World Cup All-Star Team.

Abby Wambach won the Silver Ball as the second best player in the tournament and the Bronze Boot as the third leading scorer. Hope Solo won the Golden Glove as the best goalkeeper and the Bronze Ball as the third best player.

By advancing to the championship game the USA kept intact its record of finishing in the top-three of all six Women's World Cup tournaments that have been contested.

Of the 21 players on the roster, 18 saw action. For 11 of those players, it was their first minutes in Women's

World Cup play.

The USA's loss to Sweden was its first-ever in Women's World Cup group play.

The USA was the highest scoring team in the tournament with 13 total goals.

Abby Wambach scored four goals, all with her head, one each in the last four games, becoming the first U.S. player to accomplish that feat.

Her four goals upped her World Cup total to 13, moving her past the great Michelle Akers on the all-time U.S. World Cup scoring list.

Wambach and Alex Morgan became the first U.S. players to score in both a Women's World Cup semifinal and final.

USWNT WC Lineups

GROUP D

June 28, 2011
vs. Korea DPR
@ Dresden, Germany: 2-0
Solo
Krieger
Buehler-1
Rampone (c)
LePeilbet
O'Reilly (Rapinoe)
Boxx
Lloyd
Cheney-1
Rodriguez (Morgan)
Wambach

July 2, 2011

vs. Colombia
@ Sinsheim, Germany: 3-0
Solo
Krieger
Buehler
Rampone (c)
LePeilbet (Cox)
O'Reilly-1 (Heath)
Lindsey
Lloyd-1
Cheney
Rodriguez (Rapinoe-1)
Wambach

July 6, 2011

vs. Sweden
@ Wolfsburg, Germany: 1-2
Solo
Krieger
Buehler
Rampone (c)
LePeilbet (Cox)
Rapinoe (O'Hara)
Boxx
Lloyd
Cheney
Rodriguez (Morgan)
Wambach-1

QUARTERFINAL

July 10, 2011

vs. Brazil (5-3 pk)
@ Dresden, Germany: 2-2 (OG6)
Solo
Krieger
Buehler
Rampone (c)
LePeilbet
O'Reilly (Heath)
Boxx
Lloyd
Cheney (Rapinoe)
Rodriguez (Morgan)
Wambach-1

SEMIFINAL

July 13, 2011

vs. France
@ Monchengladbach: 3-1
Solo
Krieger
Sauerbrunn
Rampone (c)
LePeilbet
O'Reilly (Heath)
Boxx
Lloyd (Rapinoe)
Cheney-1
Rodriguez (Morgan-1)
Wambach-1

FINAL

July 17, 2011

vs. Japan (1-3 pk)
@ Frankfurt, Germany: 2-2
Solo
Krieger
Buehler
Rampone (c)
LePeilbet
O'Reilly
Boxx
Lloyd
Rapinoe (Heath)
Cheney (Morgan-1)
Wambach-1

U.S. Women's National Team
2007 Women's World Cup Statistics

2007 Women's World Cup Record: 4-1-1

FIELD PLAYER STATISTICS

Name	Pos.	GP/GS	Min.	G	A	Y/R
Boxx, Shannon	M	5/4	351	1	0	2/1
Chalupny, Lori	M	6/6	540	2	1	2
Dalmy, Marian	M	2/1	107	0	0	0
Ellertson, Tina	D	3/0	90	0	0	0
Kai, Natasha	F	3/0	7	0	0	0
Lilly, Kristine	F	6/6	532	1	3	0
Lloyd, Carli	M	5/3	252	0	0	0
Lopez, Stephanie	D	6/6	495	0	0	0
Markgraf, Kate	D	5/5	433	0	0	0
O'Reilly, Heather	F	6/5	442	2	0	0
Osborne, Leslie	M	5/4	387	0	0	0
Rampone, Christie	D	6/6	481	0	0	1
Scurry, Briana	GK	2/2	180	0	0	0
Solo, Hope	GK	4/4	360	0	0	0
Tarpley, Lindsay	F	3/1	105	0	1	0
Wagner, Aly	F	1/1	58	0	0	0
Wambach, Abby	F	6/6	535	6	1	1
Whitehill, Cat	D	6/6	540	0	3	0
TOTAL		6/6	495	12	9	6/1
Opponents		6/6	540	7	4	6/0

Shannon Boxx sent off in 45th minute vs. Brazil on Sept. 27.

GOALKEEPER STATISTICS

Name	GP/GS	Min.	W	L	T	GF	GA	SO	GAA
Scurry, Briana	2/2	180	1	1	0	4	5	0	2.50
Solo, Hope	4/4	360	3	0	1	8	2	3	0.50
TOTAL	6/6	540	4	1	1	12	7	3	1.17
Opponents	6/6	540	1	4	1	7	8	2	1.33

WOMEN'S WORLD CUP NOTES: Team captain and forward Kristine Lilly was the lone U.S. player named to the FIFA Women's World Cup All-Star Team.

With a draw and two wins in first-round play, the USA won what was widely considered one of the most difficult opening round groups in Women's World Cup history.

By defeating Norway 4-1 in the third-place match, the USA finished in the top three in all five Women's World Cup tournaments that have been contested, the only country to do so.

Abby Wambach scored six goals in the tournament, winning the Silver Shoe as the second-best scorer in

the tournament. Her six goals gave her nine WWC goals for her career, second on the all-time U.S. list behind only Michelle Akers (12).

Of the 21 players on the U.S. roster, 10 saw action in their first Women's World Cup.

Heather O'Reilly became the 11th U.S. player to score multiple goals in her first Women's World Cup. Four of those players did so in 1991, when it was every player's first WWC.

USWNT WC Lineups

GROUP B
Sept. 11, 2007
vs. Korea DPR
@ Chengdu, China; 2-2 T
Solo
Whitehill
Rampone
Markgraf
Chalupny
Boxx
Lloyd
Lopez
O'Reilly-1 (Kai, 90)
Lilly (c)
Wambach-1

Sept. 14, 2007
vs. Sweden
@ Chengdu, China; 2-0 W
Solo
Rampone
Markgraf
Whitehill
Lopez
Osborne
Chalupny
Lloyd (Boxx, 46)
Tarpley (O'Reilly, 67)
Wambach-2
Lilly (c)

Sept. 18, 2007
vs. Nigeria
@ Shanghai, China; 1-0 W
Solo
Rampone (Ellertson, 77)
Markgraf
Whitehill
Lopez
Boxx
Chalupny-1
Lloyd (Osborne, 64)
O'Reilly
Wambach
Lilly (c) (Tarpley, 84)

QUARTERFINAL
Sept. 22, 2007
vs. England
@ Tianjin, China; 3-0 W
Solo
Rampone
Markgraf
Whitehill
Lopez
Boxx-1 (Lloyd, 82)
Osborne
Chalupny
O'Reilly
Wambach-1 (Kai, 86)
Lilly (c)-1

SEMIFINAL
Sept. 27, 2007
vs. Brazil
@ Hangzhou, China; 0-4 L
Scurry
Rampone
Markgraf (Dalmy, 74)
Whitehill
Lopez (Lloyd, 46)
Boxx (ejected, 46)
Osborne
Chalupny
O'Reilly (Ellertson, 60)
Wambach
Lilly (c)

THIRD PLACE MATCH
Sept. 30, 2007
vs. Norway
@ Shanghai, China; 4-1 W
Scurry
Dalmy
Rampone (Ellertson, 46)
Whitehill
Lopez
Osborne
Chalupny-1
Wagner (Tarpley, 59)
O'Reilly-1
Wambach-2
Lilly (c) (Kai, 89)

U.S. Women's National Team 2003 Women's World Cup Statistics

2003 Women's World Cup Record: 5-1-0

FIELD PLAYER STATISTICS

Name	Pos.	GP/GS	Min.	G	A	Y/R
Bivens, Kylie	D	5/3	271	0	0	0
Boxx, Shannon	M	5/5	431	2	0	0
Chastain, Brandi	D	1/1	45	0	0	0
Fawcett, Joy	D	6/6	540	0	0	0
Foudy, Julie	M	6/5	474	1	1	0
Hamm, Mia	F	5/5	450	2	5	0
Lilly, Kristine	M	6/6	495	2	1	0
MacMillan, Shannon	F	2/0	40	0	1	0
Milbrett, Tiffeny	F	6/1	242	1	0	1/0
Parlow, Cindy	F	5/5	294	2	0	0
Pearce, Christie	D	4/4	360	0	0	0
Reddick, Cat	D	6/5	495	2	1	0
Roberts, Tiffany	M	2/1	109	0	0	0
Scurry, Briana	GK	6/6	540	0	0	1/0
Slaton, Danielle	D	1/0	17	0	0	0
Sobrero, Kate	D	6/6	517	0	0	0
Wagner, Aly	M	4/2	193	0	0	1/0
Wambach, Abby	F	6/5	427	3	0	1/0
TOTAL		6/6	540	15	9	2/0
Opponents		6/6	540	5	5	8/0

GOALKEEPER STATISTICS

Name	GP/GS	Min.	W	L	T	GF	GA	SO	GAA
Scurry, Briana	6/6	540	5	1	0	15	5	3	0.80
TOTAL	6/6	540	5	1	0	15	5	3	0.83
Opponents	6/6	540	1	5	0	5	15	1	2.50

WOMEN'S WORLD CUP NOTES: U.S. defender Joy Fawcett and midfielder Shannon Boxx were named to the 2003 FIFA Women's World Cup All-Star Team. Forward Mia Hamm was named as one of the five reserves.

By beating Canada 3-1 in front of 25,253 fans at The Home Depot Center, the USA became the only country in history to finish in the top three in all four FIFA Women's World Cups.

The USWNT has four players who played in the first four Women's World Cups: Joy Fawcett, Julie Foudy, Mia Hamm and Kristine Lilly. Of those four, Foudy and Hamm scored goals in each WWC tournament (with Foudy scoring exactly one goal and Hamm scoring exactly two goals in each tournament).

USWNT WC Lineups

GROUP A

Sept. 21, 2003

vs. Sweden

@ Washington, D.C.; 3-1 W

Scurry
Sobrero
Fawcett
Chastain (Reddick)
Pearce
Boxx-1
Foudy (c)
Lilly-1
Wambach (Milbrett)
Parlow-1 (Wagner)
Hamm

Sept. 25, 2003

vs. Nigeria

@ Philadelphia, Pa.; 5-0 W

Scurry
Sobrero
Fawcett
Reddick
Bivens
Boxx (Roberts)
Wagner (Wambach-1)
Foudy (c)-1
Lilly
Parlow-1 (Milbrett)
Hamm-2

Sept. 28, 2003

vs. Korea DPR

@ Columbus, Ohio; 3-0 W

Scurry
Sobrero (Slaton)
Fawcett (c)
Bivens
Reddick-2
Pearce
Roberts
Wagner
Lilly (Foudy)
Wambach-1 (MacMillan)
Milbrett

QUARTERFINAL

Oct. 1, 2003

vs. Norway

@ Foxborough, Mass.; 1-0 W

Scurry
Pearce
Reddick
Fawcett
Sobrero
Boxx
Foudy (c) (Bivens)
Lilly
Hamm
Wambach-1
Parlow (Milbrett)

SEMIFINAL

Oct. 5, 2003

vs. Germany

@ Portland, Ore.; 0-3 L

Scurry
Bivens (Milbrett)
Reddick
Fawcett
Sobrero
Boxx
Foudy (c)
Lilly
Hamm
Wambach
Parlow (Wagner)

THIRD PLACE MATCH

Oct. 11, 2003

vs. Canada

@ Carson, Calif.; 3-1 W

Scurry
Pearce
Reddick
Fawcett
Sobrero (MacMillan)
Boxx-1
Foudy (c) (Bivens)
Lilly-1
Hamm
Wambach
Parlow (Milbrett-1)

ALL-TIME WOMEN'S WORLD CUP STATISTICS

USWNT WOMEN'S WORLD CUP '91, '95 & '99 Statistics

FIELD PLAYER STATISTICS

Name	Pos	China 1991							Sweden 1995							USA 1999						
		GP/GS	Min	G	A	Pts	Y/R		GP/GS	Min	G	A	Pts	Y/R		GP/GS	Min	G	A	Pts	Y/R	
Akers, Michelle	F	6/6	490	10	1	21	2/0		2/2	111	0	0	0	0		5/5	405	2	1	5	2/0	
Bates, Tracey	M	1/1	90	0	0	0	0		-	-	-	-	-	-		-	-	-	-	-	-	
Belkin, Debbie	D	4/3	241	0	0	0	0		-	-	-	-	-	-		-	-	-	-	-	-	
Chastain, Brandi	D	2/1	140	0	1	1	0		-	-	-	-	-	-		6/6	553	1	2	4	0	
Cromwell, Amanda	M	-	-	-	-	-	-		2/1	74	0	0	0	0		-	-	-	-	-	-	
Fair, Lorrie	D	-	-	-	-	-	-		-	-	-	-	-	-		4/0	69	0	0	0	0	
Fawcett, Joy (Biefeld)	D	5/5	450	1	1	3	0		6/6	540	1	1	3	0		6/6	570	1	1	3	0	
Fotopoulos, Danielle	F	-	-	-	-	-	-		-	-	-	-	-	-		1/0	2	0	0	0	0	
Foudy, Julie	M	6/6	540	1	1	3	0		6/5	476	1	0	2	1/0		6/5	500	1	3	5	0	
Gabarra, Carin (Jennings)	F	6/6	490	6	4	16	0		6/5	434	0	2	2	0		-	-	-	-	-	-	
Gebauer, Wendy	F	1/1	90	1	0	0	0		-	-	-	-	-	-		-	-	-	-	-	-	
Hamilton, Linda	D	6/5	504	0	0	0	0		6/6	478	0	0	0	0		-	-	-	-	-	-	
Hamm, Mia	F	6/6	500	2	0	4	1/0		6/6	512	2	5	9	1/0		6/6	479	2	2	6	0	
Heinrichs, April	M	5/5	350	4	0	8	0		-	-	-	-	-	-		-	-	-	-	-	-	
Henry, Lori	D	2/1	123	0	0	0	0		-	-	-	-	-	-		-	-	-	-	-	-	
Higgins, Shannon	M	5/5	450	0	2	2	0		-	-	-	-	-	-		-	-	-	-	-	-	
Keller, Debbie	F	-	-	-	-	-	-		4/0	83	1	0	2	0		-	-	-	-	-	-	
Lalor, Jennifer	M	-	-	-	-	-	-		0/0	0	0	0	0	0		-	-	-	-	-	-	
Lilly, Kristine	M	6/5	435	0	0	0	0		6/6	519	3	2	8	0		6/6	570	2	1	5	0	
MacMillan, Shannon	F	-	-	-	-	-	-		-	-	-	-	-	-		6/1	253	1	3	5	0	
Manthei, Holly	M	-	-	-	-	-	-		2/1	58	0	0	0	0		-	-	-	-	-	-	
Milbrett, Tiffeny	F	-	-	-	-	-	-		6/4	398	3	0	6	0		6/5	510	3	0	6	0	
Overbeck, Carla (Werden)	D	6/6	507	0	0	1	0		6/6	540	1	0	2	0		6/6	570	0	1	1	0	
Parlow, Cindy	F	-	-	-	-	-	-		-	-	-	-	-	-		6/6	429	2	2	6	0	
Pearce, Christie	D	-	-	-	-	-	-		-	-	-	-	-	-		1/0	17	0	0	0	0	
Rafanelli, Sarah	F	-	-	-	-	-	-		2/0	16	0	0	0	0		-	-	-	-	-	-	
Roberts, Tiffany	D	-	-	-	-	-	-		5/4	359	0	1	1	0		2/1	78	0	0	0	0	
Sobrero, Kate	D	-	-	-	-	-	-		-	-	-	-	-	-		5/5	435	0	0	0	0	
Staples, Thori	D	-	-	-	-	-	-		4/2	228	0	0	0	0		-	-	-	-	-	-	
Venturini, Tisha	M	-	-	-	-	-	-		6/6	528	3	0	6	1/0		2/1	95	2	0	4	0	
Whalen, Sara	D	-	-	-	-	-	-		-	-	-	-	-	-		3/1	0	0	0	0	0	
Totals		6/6	540	25	10	59	3/0		6/6	540	15	11	41	3/1		6/6	570	17	15	49	2/0	

GOALKEEPER STATISTICS

Name	Pos	China 1991							Sweden 1995							USA 1999						
		GP/GS	Min	W-L-T	GF	GA	SO		GP/GS	Min	W-L-T	GF	GA	SO		GP/GS	Min	W-L-T	GF	GA	SO	
Allmann, Amy	GK	0/0	0	0-0-0	0	0	0		-	-	-	-	-	-		-	-	-	-	-	-	
Ducar, Tracy	GK	-	-	-	-	-	-		-	-	-	-	-	-		0/0	0	0-0-0	0	0	0	
Hamm, Mia	GK	-	-	-	-	-	-		1/0	6	0-0-0	0	0	0		-	-	-	-	-	-	
Harvey, Mary	GK	6/6	540	6-0-0	25	5	3		0/0	0	0-0-0	0	0	0		-	-	-	-	-	-	
Maslin-Kammerdeiner, Kim	GK	0/0	0	0-0-0	0	0	0		-	-	-	-	-	-		-	-	-	-	-	-	
Scurry, Briana	GK	-	-	-	-	-	-		5/5	444	3-1-1	11	4	2		6/6	570	6-0-0	18	3	4	
Webber, Saskia	GK	-	-	-	-	-	-		1/1	90	1-0-0	4	1	0		0/0	0	0-0-0	0	0	0	
Totals		6/6	540	6-0-0	25	5	3		6/6	540	4-1-1	15	5	2		6/6	570	6-0-0	18	3	4	

Notes: Hamm played 6 minutes in goal after Scurry was ejected from the match versus Denmark on June 8, 1995; 1999 totals include 30 minutes of Golden Goal overtime vs. China PR.

USWNT All-Time World Cup Appearances

Player	Caps	Goals	Years	Player	Caps	Goals	Years
Akers, Michelle	13	12	'91, '95, '99	Lindsey, Lori	1	0	'11
Bates, Tracey	1	0	'91	Lloyd, Carli	25	10	'07, '11, '15, '19
Belkin, Debbie	4	0	'91	Long, Allie	1	0	'19
Bivens, Kylie	5	0	'03	MacMillan, Shannon	8	1	'99, '03
Boxx, Shannon	16	3	'03, '07, '11, '15	Manthei, Holly	2	0	'95
Brian, Morgan	7	0	'15, '19	Markgraf, Kate (Sobrero)	16	0	'99, '03, '07
Chalupny, Lori	7	2	'07, '15	McDonald, Jessica	1	0	'19
Chastain, Brandi	9	1	'91, '99, '03	Mewis, Kristie	1	0	'23
Cox, Stephanie (Lopez)	8	0	'07, '11	Mewis, Samantha	6	2	'19
Cromwell, Amanda	2	0	'95	Milbrett, Tiffeny	18	7	'95, '99, '03
Dahlkemper, Abby	7	0	'19	Morgan, Alex	22	9	'11, '15, '19, '23
Dalmy, Marian	2	0	'07	Naeher, Alyssa	11	0	'15, '19, '23
Davidson, Tierna	1	0	'19	O'Hara, Kelley	13	1	'11, '15, '19, '23
DeMelo, Savannah	2	0	'23	O'Reilly, Heather	12	3	'07, '11, '15
Dunn, Crystal	10	0	'19, '23	Osborne, Leslie	5	0	'07
Ellertson, Tina	3	0	'07	Overbeck, Carla (Werden)	18	1	'91, '95, '99
Ertz, Julie (Johnston)	17	1	'15, '19, '23	Parlow, Cindy	11	4	'99, '03
Fair, Lorrie	4	0	'99	Press, Christen	11	2	'15, '19
Fawcett, Joy (Biefeld)	23	3	'91, '95, '99, '03	Pugh, Mallory	3	1	'19
Fotopoulos, Danielle	1	0	'99	Rafanelli, Sarah	2	0	'95
Foudy, Julie	24	4	'91, '95, '99, '03	Rampone, Christie (Pearce)	19	0	'99, '03, '07, '11, '15
Fox, Emily	4	0	'23	Rapinoe, Megan	20	9	'11, '15, '19, '23
Gabarra, Carin (Jennings)	12	6	'91, '95	Roberts, Tiffany	9	0	'95, '99, '03
Gebauer, Wendy	1	1	'91	Rodman, Trinity	4	0	'23
Girma, Naomi	4	0	'23	Rodriguez, Amy	7	0	'11, '15
Hamilton, Linda	12	0	'91, '95	Sauerbrunn, Becky	14	0	'11, '15, '19
Hamm, Mia	23	8	'91, '95, '99, '03	Scurry, Briana	19	0	'95, '99, '03, '07
Harvey, Mary	6	0	'91, '95	Slaton, Danielle	1	0	'03
Heath, Tobin	16	1	'11, '15, '19	Smith, Sophia	4	2	'23
Heinrichs, April	5	4	'91	Solo, Hope	17	0	'07, '11, '15
Henry, Lori	2	0	'91	Sonnett, Emily	3	0	'19, '23
Higgins, Shannon	5	0	'91	Staples, Thori	4	0	'95
Holiday, Lauren (Cheney)	12	3	'11, '15	Sullivan, Andi	4	0	'23
Horan, Lindsay	10	4	'19, '23	Tarpley, Lindsay	3	0	'07
Huerta, Sofia	1	0	'23	Thompson, Alyssa	2	0	'23
Kai, Natasha	3	0	'07	van Hollebeke, Rachel (Buehler)	5	1	'11
Keller, Debbie	4	1	'95	Venturini, Tisha	8	5	'95, '99
Klingenberg, Meghan	7	0	'15	Wagner, Aly	5	0	'03, '07
Krieger, Ali	16	0	'11, '15, '19	Wambach, Abby	25	14	'03, '07, '11, '15
Lavelle, Rose	9	3	'19, '23	Webber, Saskia	1	0	'95, '99
LePeilbet, Amy	6	0	'11	Whalen, Sara	3	0	'99
Leroux, Sydney	4	0	'15	Whitehill, Cat (Reddick)	12	2	'03, '07
Lilly, Kristine	30	8	'91, '95, '99, '03, '07	Williams, Lynn	2	0	'23

USWNT All-Time World Cup Qualifying Appearances

Player	Caps	Goals	Years	Player	Caps	Goals	Years
Akers, Michelle	9	17	'91, '94	Lilly, Kristine	17	9	'91, '94, '02, '06, '10
Allmann, Amy	2	0	'91	Lindsey, Lori	3	0	'10
Averbuch, Yael	3	1	'10	Lloyd, Carli	18	10	'06, '10, '14, '18
Barnhart, Nicole	7	0	'10	Mace, Hailie	1	0	'18
Bates, Tracey	4	3	'91	MacMillan, Shannon	4	4	'02
Beene, LaKeyasia	1	0	'02	Markgraf, Kate (Sobrero)	5	0	'02, '06
Belkin, Debbie	4	0	'91	Maslin-Kammerdeiner, Kim	3	0	'91
Benson, Jenny	2	0	'02	McCarthy, Megan	4	0	'91
Boxx, Shannon	7	0	'10	Mewis, Kristie	4	2	'22
Brian, Morgan	5	1	'14, '18	Mewis, Samantha	2	1	'18
Chalupny, Lori	1	0	'06	Milbrett, Tiffeny	5	8	'94, '02
Chastain, Brandi	8	8	'91, '02	Mitts, Heather	7	0	'06, '10
Cook, Alana	4	0	'22	Morgan, Alex	15	13	'10, '14, '18', '22
Cox, Stephanie (Lopez)	2	0	'06, '10	Murphy, Casey	3	0	'22
Cromwell, Amanda	6	1	'91, '94	Naeher, Alyssa	6	0	'18, '22
Dahklemper, Abby	5	0	'18	O'Hara, Kelley	8	0	'14, '18, '22
Dunn, Crystal	4	1	'18	O'Reilly, Heather	13	0	'02, '06, '10, '14
Engen, Whitney	3	1	'14	Osborne, Leslie	2	1	'06
Ertz, Julie (Johnston)	5	2	'18	Overbeck, Carla (Werden)	8	2	'91, '94
Fair, Lorrie	4	0	'02	Parlow, Cindy	4	5	'02
Fawcett, Joy (Biefeld)	11	3	'91, '94, '02	Press, Christen	7	3	'14, '18
Foudy, Julie	12	3	'91, '94, '02	Purce, Michelle	4	1	'22
Fox, Emily	3	0	'22	Rafanelli, Sarah	3	1	'94
Gabarra, Carin (Jennings)	8	10	'91, '94	Rampone, Christie	13	0	'14
Gebauer, Wendy	3	3	'91	Rapinoe, Megan	17	6	'10, '14, '18, '22
Girma, Naomi	4	0	'22	Raygor, Keri (Sanchez)	2	0	'91
Hamilton, Linda	4	0	'94	Roberts, Tiffany	9	4	'94, '02
Hamm, Mia	12	12	'91, '94, '02	Rodman, Trinity	3	1	'22
Harris, Ashlyn	2	0	'14, '18	Rodriguez, Amy	8	5	'10, '14
Hatch, Ashley	1	0	'22	Sanchez, Ashley	4	1	'22
Heath, Tobin	8	6	'14, '18	Sauerbrunn, Becky	12	0	'10, '14, '18, '22
Heinrichs, April	4	8	'91	Scurry, Briana	8	0	'94, '02
Higgins, Shannon	4	0	'91	Short, Casey	2	0	'18
Holiday, Lauren (Cheney)	10	2	'10, '14	Smith, Sophia	5	2	'22
Horan, Lindsey	10	1	'18, '22	Solo, Hope	4	0	'06, '10, '14
Hucles, Angela	4	1	'02, '06	Sonnett, Emily	6	1	'18, '22
Huerta, Sofia	5	0	'22	Staples, Thori	2	0	'94
Jobson, Marci (Miller)	1	0	'06	Sullivan, Andi	4	0	'22
Kai, Natasha	2	0	'06	Swanson, Mallory	8	1	'18, '22
Klingenberg, Meghan	5	1	'14	Tarpley, Lindsay	1	0	'06
Kornieck, Taylor	3	0	'22	van Hollebeke, Rachel (Buehler)	6	1	'10
Krieger, Ali	8	0	'10, '14	Venturini, Tisha	3	3	'94
Lalor, Jennifer	2	1	'94	Wagner, Aly	7	1	'02, '06
Lavelle, Rose	10	4	'18, '22	Wambach, Abby	14	18	'02, '06, '10, '14
LePeilbet, Amy	7	0	'10	Whitehill, Cat (Reddick)	7	0	'02, '06
Leroux, Sydney	5	1	'14				

All-Time U.S. Leaders - FIFA Women's World Cup

GAMES PLAYED

Player	Games	Tournaments
1. Kristine Lilly	30	1991, '95, '99, 2003, '07
2. Carli Lloyd	25	2007, 2011, 2015, 2019
Abby Wambach	25	2003, 2007, 2011, 2015
4. Julie Foudy	24	1991, 1995, 1999, 2003
5. Mia Hamm	23	1991, 1995, 1999, 2003
Joy Fawcett	23	1991, 1995, 1999, 2003
7. Alex Morgan	22	2011, 2015, 2019, 2023
8. Megan Rapinoe	20	2011, 2015, 2019, 2023
9. Briana Scurry	19	1995, 1999, 2003, 2007
Christie Pearce Rampone	19	'99, 2003, '07, '11, '15

GOALS

Player	Goals	Tournaments
1. Abby Wambach	14	2003, 2007, 2011, 2015
2. Michelle Akers	12	1991, 1995, 1999
3. Carli Lloyd	10	2011, 2015, 2019
4. Alex Morgan	9	2011, 2015, 2019, 2023
Megan Rapinoe	9	2011, 2015, 2019, 2023
6. Mia Hamm	8	1991, 1995, 1999, 2003
Kristine Lilly	8	1991, 1995, 1999, 2003
8. Tiffeny Milbrett	7	1995, 1999, 2003
9. Carin Jennings Gabarra	6	1991, 1995
10. Tisha Venturini	5	1995, 1999

ASSISTS

Player	Assists	Tournaments
1. Mia Hamm	12	1991, 1995, 1999, 2003
2. Megan Rapinoe	8	2011, 2015, 2019, 2023
3. Kristine Lilly	7	1991, '95, '99, 2003, '07
4. Carin Jennings Gabarra	6	1991, 1995
5. Julie Foudy	5	1991, 1995, 1999, 2003
Alex Morgan	5	2011, 2015, 2019, 2023

YELLOW CARDS

Player	Yellow	Tournaments
1. Michelle Akers	4	1991, 1995, 1999
Megan Rapinoe	4	2011, 2015, 2019, 2023
3. Shannon Boxx	3	2003, 2007, 2011, 2015
Abby Wambach	3	2003, 2007, 2011, 2015
Lindsey Horan	3	2019, 2023

RED CARDS

Player	Red	Tournaments
1. Shannon Boxx	1	2003, 2007, 2011
Briana Scurry	1	1995, 1999, 2003
Rachel Buehler	1	2011

Goalkeepers

GAMES PLAYED

Player	Games	Tournaments
1. Briana Scurry	19	1995, 1999, 2003, 2007
2. Hope Solo	17	2007, 2011, 2015
3. Alyssa Naehler	11	2019, 2023
4. Mary Harvey	6	1991, 1995
5. Saskia Webber	1	1995, 1999

WINS

Player	Wins	Tournaments
1. Briana Scurry	14	1995, 1999, 2003, 2007
2. Hope Solo	12	2007, 2011, 2015
3. Alyssa Naehler	8	2019, 2023
4. Mary Harvey	6	1991, 1995
5. Saskia Webber	1	1995, 1999

SHUTOUTS

Player	Shutouts	Tournaments
1. Hope Solo	10	2007, 2011, 2015
2. Briana Scurry	9	1995, 1999, 2003, 2007
3. Alyssa Naehler	7	2019, 2023
4. Mary Harvey	3	1991, 1995

All-Time U.S. Leaders - FIFA Women's World Cup Qualifying

GAMES PLAYED

Player	Games	Concacaf Tournaments
1. Carli Lloyd	18	2006, 2010, 2014, 2018
2. Kristine Lilly	17	1991, '94, 2002, '06, '10
Megan Rapinoe	17	2010, 2014, 2018, 2022
4. Alex Morgan	15	2010, 2014, 2018, 2022
5. Abby Wambach	14	2002, 2006, 2010, 2014
6. Heather O'Reilly	13	2002, 2006, 2010, 2014
Christie Pearce Rampone	13	2006, 2010, 2014
8. Julie Foudy	12	1991, 1994, 2002
Mia Hamm	12	2010, 2014, 2018, 2022
Becky Sauerbrunn	12	2010, 2014, 2018, 2022

GOALS

Player	Goals	Concacaf Tournaments
1. Abby Wambach	18	2002, 2006, 2010, 2014
2. Michelle Akers	17	1991, 1994
3. Alex Morgan	13	2010, 2014, 2018, 2022
4. Mia Hamm	12	1991, 1994, 2002
5. Carin Jennings Gabarra	10	1991, 1994
Carli Lloyd	10	2006, 2010, 2014, 2018
7. Kristine Lilly	9	1991, '94, 2002, '06, '10
8. Brandi Chastain	8	1991, 2002
Tiffeny Milbrett	8	1994, 2002
April Heinrichs	8	1991

BIG GAME PLAYER: Carli Lloyd is third all-time in World Cup goals for the USA with 10.





FIFA WOMEN'S WORLD CUP USA 2003 REVIEW

Originally scheduled for China from Sept. 23 to Oct. 11, the FIFA Women's World Cup 2003 was moved out of the country by FIFA on May 3 because of the threat of Severe Acute Respiratory Syndrome. In awarding the games to the United States on May 26, FIFA chose the United States over Sweden, the only other country besides the USA to make a formal bid to host the tournament.

While women's soccer has no doubt become more and more competitive, the group stage of USA 2003 went almost exactly according to script. Seven of the eight quarterfinalists from 1999 advanced. Only Nigeria, who were the only side not to score a goal in the tournament, did not make it through, stepping aside for Canada's advancement. Of the seeded teams, only Norway failed to win their group, bowing to the strong early play of Brazil. The U.S. Women's National Team lived up to its high expectations in opening the tournament with three authoritative wins in the tournament's most difficult group (downing Sweden, Nigeria and upstart Korea DPR). Sweden lost their first match but recovered to eventually fight their way into the finals.

In the knockout stage, Canada provided the tournament's biggest surprise with a well-earned 1-0 victory against China PR, sending the '99 finalist home early. The U.S., Germany and Sweden, who knocked off first-round darlings Brazil 2-1, also advanced to the final four. In the semifinals, the Swedes finally ended Canada's dreams with a dramatic come-from-behind 2-1 victory. In the other semifinal, Germany stunned the hosts, knocking the U.S. into the third-place match with two injury time goals en route to a 3-0 victory at PGE Park in Portland.

The U.S.-Germany match was widely hailed as one of the greatest in women's soccer history, surpassed in 2003 only by Germany's thrilling 2-1 sudden death victory over Sweden. That triumph saw Nia Kuenzer head home in the eighth minute of extra time to send The Home Depot Center into a frenzy of German joy and Swedish tears.

The U.S. closed out an ultimately disappointing tournament with an emphatic 3-1 victory over border-rival Canada in the third-place game. The match was never in doubt, with the U.S. seeing goals from Kristine Lilly, Shannon Boxx and Tiffeny Milbrett keep their perfect top three record in Women's World Cup play intact.

2003 FIFA WOMEN'S WORLD CUP AWARDS

Golden Ball:	Birgit Prinz (Germany)
Silver Ball:	Victoria Svensson (Sweden)
Bronze Ball:	Maren Meinert (Germany)
Golden Boot:	Birgit Prinz (Germany), 7 goals
Silver Boot:	Maren Meinert (Germany), 4 goals
Bronze Boot:	Katia (Brazil), 4 goals
Golden Glove:	Silke Rottenberg (Germany)
Fair Play Award:	China PR
Most Entertaining Team:	Germany

2003 FIFA Women's World Cup All-Star Team: Shannon Boxx (USA), Joy Fawcett (USA), Charmaine Hooper (Canada), Maren Meinert (Germany), Sandra Minnert (Germany), Malin Mostrom (Sweden), Birgit Prinz (Germany), Silke Rottenberg (Germany), Victoria Svensson (Sweden), Liping Wang (China PR), Bettina Wiegmann (Germany); **Substitutes:** Solveig Gulbrandsen (Norway), Mia Hamm (USA), Caroline Jonsson (Sweden), Marta (Brazil), Dagny Mellgren (Norway)

FIFA WOMEN'S WORLD CUP USA 2003 TIMELINE

May 3	FIFA Executive Committee moves tournament out of China because of threat of SARS
May 6	U.S. Soccer makes official presentation to FIFA in Zurich, Switzerland
May 26	FIFA awards 2003 tournament to U.S. Soccer
June 16	Six venues and 32-game tournament schedule announced
July 1	U.S. Soccer begins a private venue series ticket sale for members of the U.S. Soccer family
July 17	U.S. Soccer and FIFA stage the FIFA Women's World Cup Final Draw 2003 at The Home Depot Center in Carson, Calif. (site of the Oct. 12 final)
July 18	Final kick-off times are announced
July 19	Public venue series ticket sales begins
Aug. 14	Individual game tickets go on sale to the public for the first time
Sept. 20	Tournament begins with games in Philadelphia and Columbus, Ohio
Oct. 12	Germany wins FIFA Women's World Cup USA 2003 with 2-1 OT victory over Sweden at The Home Depot Center in Carson, Calif.

2003 WWC TV Audience

ABC (3 matches televised): 1.2 average rating
ESPN & ESPN2 (15 matches televised): 0.41 avg. rating
Total Audience for U.S. games: 4,116,000 HH (six games)

Specific U.S. Game Ratings:

Sept. 21 USA-Sweden (ABC) = 0.9 rating (661,500 HHs), 2 share
Sept. 25 USA-Nigeria (ESPN2) = 0.61 rating (448,350 HH)
Sept. 28 USA-Korea DPR (ABC) = 1.3 rating (955,500 HH), 3 share
Oct. 1 USA-Norway (ESPN2) = 1.17 rating (860,000 HH)
Oct. 5 USA-Germany (ESPN2) = 1.17 rating (860,000 HH)
Oct. 11 USA-Canada / Third place (ESPN2) = 0.45 rating (330,750 HH)
Oct. 12 Germany-Sweden / Final (ABC) = 1.4 rating, 3 share (1.03 million HH)

Notes: The overnight rating on USA-Korea DPR match was 1.8 against the NFL and NASCAR, leading ABC spokesperson Mark Mandel to comment: "In today's reality, those are pretty good numbers." ... An estimated 13.58 million German viewers watched the Oct. 12 broadcast of Germany's overtime victory over Sweden in the Women's World Cup final ... That number was slightly more than tuned in for Germany's Men's National Team's triumph over Iceland in their decisive European Championship qualifier on Oct. 11 ... In Sweden, nearly 4 million Swedes watched the championship game ... In the 2000 census, Germany's population was listed at just more than 82 million, while Sweden's was almost 9 million.



FIFA WOMEN'S WORLD CUP USA 1999 REVIEW

The final Women's World Cup of the century launched the beginning a new era of success for women's soccer. For the first time, the tournament was expanded to 16 teams and was staged in huge stadiums across the host country, raising expectations for attendance, media coverage and television audiences; expectations which were reached, surpassed and then crushed.

The U.S. captured its second Women's World Cup Championship while thrilling a nation and becoming the story of the year. The team played in front of packed houses across the country, beginning with a crowd of 78,000-plus at Giants Stadium cheering the team to a 3-0 tournament opening victory over Denmark. The victory set a tone for the entire tournament. After fighting their way into the final with five victories, which included a come-from-behind 3-2 victory over Germany in the quarterfinals and a nail-biting 2-0 victory over Brazil in the semifinals, the U.S. battled China PR for a grueling 120 minutes before pulling out a breathtaking 5-4 penalty kick victory in the finals in front of a sell-out crowd of 90,125 fans at the Rose Bowl in Pasadena on July 10.

After a scoreless 90 minutes of regulation, China PR appeared to get the winner in the first 15-minutes of sudden-death overtime, but midfielder Kristine Lilly jumped high to head a shot clear of the goal. That save would lead to goalkeeper Briana Scurry and defender Brandi Chastain becoming heroes during the penalty kick tiebreaker. Scurry leaped off her line to save China PR's third shot, allowing Chastain to slam home the game-winning penalty kick goal. With the championship, the U.S. became the first nation to win the Women's World Cup on its home soil.

1999 FIFA WOMEN'S WORLD CUP AWARDS

Golden Ball:	Sun Wen (China PR)
Silver Ball:	Sissi (Brazil)
Bronze Ball:	Michelle Akers (USA)
Golden Boot:	Sun Wen (China PR), 7 goals
Silver Boot:	Sissi (Brazil), 7 goals
Bronze Boot:	Ann Kristin Aarønes (Norway), 4 goals

Fair Play Award: China PR

1999 WWC TV Audience

Total Audience for U.S. games: 19.3 million households (HH)
ABC (2 matches televised): 12 million HH
(40 million viewers for U.S.-China PR final)
ESPN & ESPN2 (30 matches televised): 7.3 million HH
Total Audience for 30 matches televised by ESPN & ESPN2: 16,607,301 HH

The worldwide television audience for the tournament was estimated at 889.5 million people. The confirmed cumulative television viewing audience was 137.3 million, while unconfirmed audience totaled 752.2.

Specific U.S. Game Ratings:

U.S. v. Denmark (ABC) = 1.7 rating (1 million HH), 6 share
U.S. v. Nigeria (ESPN) = 1.85 rating (1.4 million HH)
U.S. v. Korea (ESPN2) = 1.96 rating (1.3 million HH)
U.S. v. Germany (ESPN) = 2.19 rating (1.7 million HH)
U.S. v. Brazil (ESPN) = 3.78 rating (2.9 million HH)
U.S. v. China PR (ABC) = 11.4 rating (11 million HH, 40 million viewers), 31 share

Notes: ABC's pregame estimate of the USA-China PR final was 16 million viewers. The final total was 40 million viewers, 3 1/2 times larger than the previous high for a women's soccer audience ... The overnight rating for the final was 13.3, 93% larger than the 6.9 overnight for the 1998 men's World Cup final (Brazil-France). It was also 28% higher than the 10.4 for the 1994 men's World Cup final (Brazil-Italy) ... The women's victory over Brazil received a rating of 3.8 and was viewed in 2.9 million households (the largest number of households to watch a soccer telecast at that time on ESPN).

FIFA WOMEN'S WORLD CUP HISTORY

PAST SITES & RESULTS

Year	Site	Champion	Head Coach	Score	Runner-up	Third Place
2023	AUS/NZL	Spain	Jorge Vilda	1-0	England	Sweden 2, Australia 0
2019	France	USA	Jill Ellis	2-0	Netherlands	Sweden 2, England 1
2015	Canada	USA	Jill Ellis	5-2	Japan	England 1, Germany 0
2011	Germany	Japan	Norio Sasaki	2-2 (3-1 pk)	USA	Sweden 2, France 1
2007	China PR	Germany	Silvia Neid	2-0	Brazil	USA 4, Norway 1
2003	USA	Germany	Tina Theune-Meyer	2-1 (ot)	Sweden	USA 3, Canada 1
1999	USA	USA	Tony DiCicco	0-0 (5-4 pk)	China PR	Brazil 0, Norway 0 (5-4 pk)
1995	Sweden	Norway	Even Pellerud	2-0	Germany	USA 2, China PR 0
1991	China PR	USA	Anson Dorrance	2-1	Norway	Germany 4, Sweden 0

ATTENDANCE & GOAL HISTORY

Year	Site	Matches	Total Attendance	Average Attendance / Match	Total Goals	Average Goals / Match
2023	Australia / New Zealand	64	1,978,274	30,911	164	2.56
2019	France	32	1,131,312	21,756	146	2.81
2015	Canada	32	1,353,506	26,029	146	2.81
2011	Germany	32	845,711	26,428	86	2.69
2007	China	32	1,190,971	37,218	111	3.47
2003	USA	32	679,664	21,240	107	3.34
1999	USA	32	1,214,209	37,944	123	3.84
1995	Sweden	26	112,213	4,316	99	3.81
1991	China	26	510,000	18,344	99	3.81

TOURNAMENT AWARD WINNERS

Award	2023	2019	2015
Golden Ball	Aitana Bonmati (ESP)	Megan Rapinoe (USA)	Carli Lloyd (USA)
Silver Ball	Jennifer Hermoso (ESP)	Lucy Bronze (ENG)	Amandine Henry (FRA)
Bronze Ball	Amanda Ilestedt (SWE)	Rose Lavelle (USA)	Aya Miyama (JPN)
Golden Boot	Hinata Miyazawa (JPN)	Megan Rapinoe (USA)	Celia Sasic (GER)
Silver Boot	Kadidiatou Diana (FRA)	Alex Morgan (USA)	Carli Lloyd (USA)
Bronze Boot	Alexandra Popp (GER)	Ellen White (ENG)	Maren Meinert (GER)
Golden Glove	Mary Earps (ENG)	Sari van Veenendaal (NED)	Hope Solo (USA)
Fair Play	Japan	France	France
Best Young Player	Salma Paralluelo (ESP)	Giulia Gwinn (GER)	Kadeisha Buchanan (CAN)
Award	2011	2007	2003
Golden Ball	Homare Sawa (JPN)	Marta (BRA)	Birgit Prinz (GER)
Silver Ball	Abby Wambach (USA)	Birgit Prinz (GER)	Victoria Svensson (SWE)
Bronze Ball	Hope Solo (USA)	Cristiane (BRA)	Maren Meinert (GER)
Golden Boot	Homare Sawa (JPN)	Marta (BRA)	Birgit Prinz (GER)
Silver Boot	Marta (BRA)	Abby Wambach (USA)	Maren Meinert (GER)
Bronze Boot	Abby Wambach (USA)	Ragnhild Gulbrandsen (NOR)	Katia (BRA)
Golden Glove	Hope Solo (USA)	Nadine Angerer (GER)	Silke Rottenberg (GER)
Fair Play	Japan	Norway	China PR
Best Young Player	Caitlin Foord (AUS)	—	—
Award	1999	1995	1991
Golden Ball	Sun Wen (CHN)	Hege Riise (NOR)	Carin Jennings (USA)
Silver Ball	Sissi (BRA)	Gro Espeseth (NOR)	Michelle Akers (USA)
Bronze Ball	Michelle Akers (USA)	Ann Kristin Aarønes (NOR)	Linda Medalen (NOR)
Golden Boot	Sun Wen (CHN)	Ann Kristin Aarønes (NOR)	Michelle Akers (USA)
Silver Boot	Sissi (BRA)	Hege Riise (NOR)	Heidi Mohr (GER)
Bronze Boot	Ann Kristin Aarønes (NOR)	Gui Hong Shi (CHN)	Carin Jennings (USA)
Golden Glove	—	Sun Wen (CHN)	Linda Medalen (NOR)
Fair Play	China PR	—	Germany
Best Young Player	—	—	—

PROGRAMS



U.S. SOCCER INVESTMENT IN WOMEN'S NATIONAL TEAMS PROGRAMS

U.S. Soccer has for many years been a world leader in its support of women's soccer, especially in the massive amount of resources and programming dedicated to its Women's National Teams. U.S. Soccer has made an unprecedented commitment to developing world-class players and coaches with long-term success the main goal.

In November of 2024, U.S. Soccer announced a historic gift for its women's and girls' soccer programs from businesswoman, team owner and women's sports advocate Michele Kang. Kang pledged to give U.S. Soccer, a 501(c)(3) nonprofit, \$30 million over the next five years, which marks the largest philanthropic investment in U.S. Soccer's women's and girls' programs and the most generous donation ever made to U.S. Soccer by a woman.

The historic gift will allow U.S. Soccer to significantly increase the number of training camps it currently runs for each Youth National Team age group. The gift will also help build out U.S. Soccer's digital talent identification platform with the goal of bringing many more players into the Youth National Team pipeline.

In 2015, U.S. Soccer adjusted its Youth National Team structure with a focus on three core areas: 1) assessment, monitoring and identification, 2) training and development, and 3) competition. These areas serve as the foundation on which programming is built for all of U.S. Soccer's National Teams.

When new WNT programming was added in 2015 at the Under-19 and Under-16 levels, it gave U.S. Soccer Women's National Teams at the U-14, U-15, U-16, U-17, U-18, U-19, U-20 and U-23 age groups, which mirrors the structure on the men's side.

At that time, U.S. Soccer had two tracks for players: one for players born in even years and the other for odd years, with the players moving through the age groups while spending two years with each team. In 2022, the structure was changed and the age groups are now conducted on a season-to-season schedule running from Aug. 1-July 31 to parallel the youth club season and mirroring how much of the rest of the world conducts its age groups.

Currently, the U.S. Soccer U-14 ID Program is handled by the Talent ID staff. A new U.S. Under-15 Women's National Team head coach will be hired in 2025. Ciara Crinion, who has been the U-15 WNT head coach since the middle of 2023, will take over as the U.S. U-16 WNT head coach. Katie Schoepfer, who led the USA to a third-place finish at the 2024 FIFA U-17 Women's World Cup, will continue with that age group as the FIFA U-17 Women's World Cup becomes an annual event.

That means that in the first part of 2025, Crinion will be coaching the players born in 2009 and Schoepfer will coach the 2008 age group, which is the cut-off birth year for the 2025 FIFA U-17 Women's World Cup in Morocco. In August of 2025, Crinion will become the U.S. U-17 WNT head coach, but Schoepfer will continue with the 2008 U-17s through the World Cup. After the World Cup, Schoepfer will become the U-16 WNT head coach with the 2010 birth year players as the primary age group. Crinion will then take the 2009s through the 2026 FIFA U-17 Women's World Cup cycle and Schoepfer will prep the 2010s for 2027 FIFA U-17 Women's World Cup cycle.

In 2025, there will be a new hire for the U.S. U-18 WNT head coach while Vicky Jepson joins as full-time head coach for the U.S. Under-20 Women's National Team. She will lead the USA into the 2026 FIFA U-20 Women's World Cup in Poland next year. Carrie Kveton remains the U.S. U-19 WNT head coach. A U.S. Under-23 WNT head coach will also be hired in 2025 as U.S. Soccer works to maximize programming for this age group that is vitally important to the plans of U.S. head coach Emma Hayes.

Qualifying for the 2025 FIFA U-17 Women's World Cup will be held March 31-April 6, 2025, while qualifying for the 2026 FIFA U-20 Women's World Cup will be held May 8-18, 2025.

Starting in 2025, the FIFA U-17 Women's World Cup will be held annually, with the first five editions (2025-2029) being held in Morocco. That will necessitate Concacaf qualifying and the World Cup to be held in the same calendar year as this team will operate on a yearly cycle. While there will be a main birth year for each U-17 cycle (in 2025 that is 2008s), players from young birth years will likely get the chance to play in multiple U-17 World Cups.

The FIFA U-20 Women's World Cup will still be held every two years, meaning the U-20 WNT cycle will still be two years leading into World Cup qualifying and the World Cup. When the U-20s enter a FIFA World Cup year, this pool is likely the best players from three birth years (U-20s, U-19s and U-18s).

U.S. WOMEN'S NATIONAL TEAM AGE GROUPS TRACK

Aug. 1, 2024-July 31, 2025

Age Group	Birth Year
Under-14	2011
Under-15	2010
Under-16	2009
Under-17	2008
Under-18	2007
Under-19	2006
Under-20	2005
Under-23	2002

Aug. 1, 2025-July 31, 2026

Age Group	Birth Year
Under-14	2012
Under-15	2011
Under-16	2010
Under-17	2009
Under-18	2008
Under-19	2007
Under-20	2006
Under-23	2003

(After 2025 U-17 WC)
(2025 U-17 WWC Birth Year)

GREY = World Cup Birth Year: '08s for the 2025 FIFA U-17 Women's World Cup and '06s for the 2026 FIFA U-20 Women's World Cup.

This structure provides a consistent development approach and increased opportunities for more players to participate. U.S. Soccer will continue to positively impact the development of players and coaches by implementing specific requirements based on best practices and environments for them to excel. U.S. Soccer will also provide increased education for coaching and guidance for its elite-level players.

U.S. WOMEN'S NATIONAL TEAM PLAYER IDENTIFICATION FRAMEWORK GROWS

Beginning in 2011, U.S. Soccer appointed a Technical Director and Development Director for the U.S. Women's National Teams, marking the first time U.S. Soccer had appointed full-time positions to oversee the Women's Youth National Team Program to oversee the Women's Youth National Team Program and overall development. Since that time, the USA's youth development set-up for women and girls has continued to grow and evolve. Now, U.S. Soccer Sporting Director Matt Crocker oversees Head of Talent Identification Tony Lepore, who oversees the Directors of Talent Identification -- Garret Biller (boys) and Nicole Lukic (girls) -- as well as Tracey Kevins, who is the Head of Development (Technical & Leadership) and as Barry Pauwels, who fills that same role for the men's youth teams.

In 2013, U.S. Soccer began adding full-time head coaches for its two Women's Youth National Teams that compete in Concacaf and FIFA tournaments. This marked the first time the head coaches of the U-17 and U-20 age groups were full-time positions. The addition of full-time WNT head coaches continued in 2015 when U.S. Soccer brought in coaches to oversee the remaining levels of the WNT program (U-18 and U-19). In 2024, U.S. Soccer has full-time positions for WNT head coaches at the U-15, U-16, U-17, U-18, U19 and U-20 levels.

In March of 2024, Nicole Lukic was hired as the Director of Talent ID -- Women's National Teams. Lukic will work with the full-time age group coaches and the six full-time Talent ID Managers, one for each region -- Southeast: Diane Drake, Central: Lindsay Basalyga, West: TBD, Northeast: Claire Ward, South: Ileana Moschos. U.S. Soccer will be adding a Talent ID Manager for the Northwest in the summer of 2025. Drake and Cole are Senior Talent ID Managers.

Former Talent ID Manager Marieke Laurens has moved into a position as the Talent ID Education Lead.

These full-time coaches and Talent ID staff will work together to integrate all of the Women's Youth National Teams, helping players and systems connect from one team to the next. They will play major roles in connecting the philosophies and style of play principles of U.S. Soccer through all the Women's National Teams as well as relating those philosophies to the massive amount of girls' youth clubs in the United States.

U-14 TALENT ID PROGRAM

Over the years, the play of the United States Youth National Teams has confirmed its status as the top nation for women's and girls' youth soccer in Concacaf, as well as one of the best in the world. The work done with the U.S. Under-14 Talent ID program, which has been in existence in one form or other since 1999, is a major reason for the increasing quantity and quality of young players vying for spots on the numerous U.S. Women's National Teams.

In 1999, U.S. Soccer started what was then called the U.S. Under-14 National Development Program, knowing that to continue to compete with the elite countries on the international level, the U.S. would have to

build a base of players from the youth level up. The U-14 program has evolved in its structure but still serves the purpose of introducing the USA's top young players to a level of soccer they would not otherwise experience at this point in their careers.

The U-14 Talent ID Program is designed to discover and introduce a larger base of top talents at the U-14 age group into the scouting funnel of the older Youth National Teams. The mini-camp format helps to evaluate and inspire high-potential players while accelerating their development in an engaging and challenging environment.

In addition to expanding the YNT player pool at its early stages, the scouting and identification structure gives U-14 players more opportunities to absorb core principles of the YNT philosophy to further their development. Travel is minimized through the regional mini-camp set-up, helping minimize days away from home, school and club. The program also bolsters U.S. Soccer's national network of scouts, advancing their education and development while also building the Federation's connections with clubs across the country.

In winter 2018, a new YNT U-14 Talent Identification Program was launched for top male players across the country. A similar program was implemented for female players in early 2020. Players are identified and monitored for the U.S. Youth National Teams through scores of YNT ID Centers that are staged across the country throughout the year and through the many youth soccer development programs across the USA.

The structure consists of three U-14 Talent ID Regional Mini Camps in West (February 2025), Central (March 2025) and East (April 2025) and will total 240 players. This will lead to a U-14 Talent ID National Camp in June with 60 players and the next step is progressing to the U-15 GNT.

The U-14 women's program has helped to produce numerous players who have made an impact on the older levels of the Women's National Team. Women's World Cup champions Heather O'Reilly and Lindsay Tarpley, both 2002 U-19 Women's World Cup champions and Olympic gold medalists, attended U-14 National Team camps at the beginning of their careers. Other well-known names in the WNT program that began their careers as U-14s include Lori Chalupny, Leslie Osborne and Tobin Heath, as well as 2012 U-20 Women's World Cup champions Julie Johnston, Crystal Dunn, Cari Roccaro, Abby Smith, Maya Hayes, Sarah Killion, Bryane Heaberlin, Morgan Brian, Mollie Pathman, Samantha Mewis and Vanessa DiBernardo. In addition, 2016 Olympian, 2019 Women's World Cup champion and two-time U-20 Women's World Cup Team member Mallory Pugh also started her WNT career at the U-14 level, as did 2015 and 2019 World Cup champion Ashlyn Harris. Three of the top young players in the NWSL, midfielders Jaedyn Shaw and Olivia Moultrie and forward Alyssa Thompson, were also a part of U-14 programming as were 2024 Olympic gold medalists Naomi Girma, Lindsey Heaps, Trinity Rodman and Sophia Wilson.

U.S. SOCCER YOUTH NATIONAL TEAM ID CENTERS

Talent Identification Centers are no-cost identification opportunities for U.S. Soccer Talent Identification Managers to evaluate and monitor top youth soccer talents. U.S. Soccer, in conjunction with local clubs, endeavors to host approximately 50 Talent ID Centers for girls each year in about 25 locations throughout the country. Talent Identification Managers assess the top players from different clubs and markets in different combinations, cross-referencing talent across the nation. Talent ID Centers are conducted with a particular focus to ensure Talent ID staff sees the widest variety of players in different contexts.

Purpose

- U.S. Soccer Talent Identification Centers are free, single-day identification opportunities for players with the most potential come together to compete in a best-on-best environment under the direction of U.S. Soccer Talent Identification Managers
- U.S. Soccer Talent Identification Managers run Talent Identification Centers nationwide to identify, monitor and compare the top youth soccer talents for potential Youth National Team recognition

Player Pool

- Gender: Boys and Girls
- Ages: 13-16-years-old
- Each U.S. Soccer YNT Identification Center will feature a specific gender and age group
- Elite players from any team, club or organization are eligible to attend at no cost to the player upon invitation

Player Selection

- Players are invited to YNT Identification Centers through three main pathways:
 - Coach or Club Director recommendation
 - Scouting by U.S. Soccer at game or event (live, video & data scouting)
 - Talent Identification Manager monitoring and selection
- Players can be recommended by their clubs via email at scouting@ussoccer.org or online recommendation

Facilities

- Local youth clubs, professional clubs, leagues or state associations provide the facility
- Talent Identification Centers are held at both indoor and outdoor venues depending on the season and region

Training

- U.S. Soccer Talent ID staff run the events with the assistance of host site staff, which may include: Talent ID Managers, U.S. Soccer YNT Network Scouts, and Youth National Team coaches
- Athletic trainers are present at every YNT ID Center

U.S. SOCCER TALENT ID MANAGERS

U.S. Soccer Talent ID Managers work closely with clubs in their respective geographic areas, building a close connection with U.S. Soccer and the National Teams. Talent ID Managers are at the forefront of player identification programs, including U.S. Soccer Youth National Team ID Centers, which are held nationwide throughout the year.

The group has decades of experience at the youth, professional and international level and holds a major responsibility in assisting with the continued growth of youth soccer in the United States through both coaching and scouting.



Christina **MURILLO**

TALENT ID MANAGER

Region: Northwest

Christina Murillo is a former international player and Chicago Fire youth assistant director with extensive experience in player development, scouting, and community outreach. Before joining U.S. Soccer full-time in 2024, she supported YNT scouting as a Network Talent Scout and helped lead Chicago Fire Youth Soccer Club's Development Phase (U11U-U14). She has served as a Regional ODP Coach and a Sport Envoy in Colombia and Montenegro on behalf of the U.S. State Department. Murillo represented Mexico at the FIFA U-17 and U-20 Women's World Cups at the 2025 FIFA Women's World Cup. She played in the UEFA Women's Champions League in 2017. A Southern California native, she captained the University of Michigan women's soccer team and holds a degree in Spanish and Psychology.



Krystle **SEIDEL**

TALENT ID MANAGER

Region: Southwest

Krystle Seidel joined U.S. Soccer in April of 2025 as the Talent ID Manager for the Southwest Region. She came to U.S. Soccer after serving as an assistant coach at Wright State University for two years and after serving as a scout for U.S. Soccer for the past four years. She also has vast experience in the college game as the head coach at Macalester College in Minnesota for four years and as a graduate at University of Missouri for two seasons. She was also the assistant coach at the University of Minnesota from 2009-2013 and the associate head coach for the Gophers from 2014-2017. She has 16 years of experience coaching in elite girls' club soccer and played her college soccer at Minnesota and the University of West Virginia.



Lindsay **BASALYGA**

TALENT ID MANAGER

Region: Central

The former Director of Coaching at Kings Hammer Academy North in Cincinnati, Ohio, Lindsay Basalyga joined U.S. Soccer as a Talent ID Manager in 2022 in charge of the North region. Before coming to U.S. Soccer, Basalyga had spent the last six years in the youth soccer landscape, serving as a coach and director of coaching at various clubs in Cincinnati while also serving as a Grassroots Coaching Educator. From 2013-2016, she was the head women's soccer coach at Bowling Green State University after serving eight seasons as head coach at Eastern Kentucky University. Prior to starting the ECU program, she spent just over three years as an assistant at the University of Toledo. A native of Cincinnati, Basalyga played collegiately at the University of Maryland, helping the Terrapins advance to the NCAA College Cup in each of her four seasons. During her senior campaign, she set the school records for most goals (four) and points (nine) in an NCAA Tournament.



Ileana **MOSCHOS**

TALENT ID MANAGER

Region: South

Moschos comes to U.S. Soccer having spent 25 years coaching in Division 1 college soccer programs at Florida State, Pittsburgh, Ball State, Creighton, Iowa State, North Texas and Wyoming. She received her USSF "A" license in 2014, earned her scouting license in 2019 and owns a NSCAA Premier Diploma. She has also been a U.S. Soccer coaching educator since 2021 and worked as the goalkeeper coach for the Tallahassee Battle Lions Men's NPSL team. She played eight years as a professional goalkeeper and was league MVP of the California Storm (WPSL) in 2002. She was a member of the Greece National Team at the 2004 Athens Olympics and played for Greece from 2001-2004. She has a vast amount of youth club coaching experience, working for 23 years with various clubs and ODP programs in Northern California, North Texas, Iowa, Nebraska, Indiana, Pennsylvania and Florida.



Claire **WARD**

TALENT ID MANAGER

Region: Northeast

Ward is a former Scotland youth international, representing the country of her birth at the U-16, U-17, U-18 and U-19 levels. She is the former head coach, technical director and director of coaching for Fort Wayne United FC where she had worked since 2006. She was voted the Indiana Coach of the year in 2022. She was graduate assistant and then assistant coach at Murray State from 2008-2013 and helped the Racers to the program's first regular season Ohio Valley Conference and tournament titles. She played college soccer at Middle Tennessee State University from 2003-2005 where she was All-Conference all three years and helped the Raiders win the school's first conference title. She was named the Newcomer of the Year in 2003. She played for Ary United in Scotland, helping the club win every major trophy and participated in the UEFA Women's Champion League. She holds a USSF "A" license and has completed the U.S. Soccer Talent Scout and Director of Coaching Course Course



Diane **DRAKE**

SENIOR TALENT ID MANAGER

Region: Southeast

Drake has logged more than 20 years as a college coach in the Atlantic region and holds U.S. Soccer "A" and Talent Scout licenses as well as a NSCAA Premiere Diploma. After a five-year tenure at Georgetown University where she left as the winningest coach in team history, Drake spent 11 years leading the women's soccer program at George Mason University. She was an integral part of the technical staff of the McLean Youth Soccer Association. As the founder of Drake Soccer Camps, she created programs that integrate topics including: nutrition, injury prevention and regeneration, leadership and cognitive soccer areas. She has served on the NSCAA board of directors, chaired the NSCAA Mid Atlantic Rankings Committee and been on the NCAA RAC as well as the event management team for the NCAA College Cup. Drake had an extensive playing career, winning NCAA Woman of the Year as captain with the University of Dayton, as well as MVP of the former Midwestern Collegiate Conference. She was an NSCAA Regional All-American in 1993. Later she would play for the Raleigh Wings in the USISL and win a national championship in 1998.



Marieke **LAURENS**

TALENT ID EDUCATION LEAD

Laurens holds a UEFA “A” license as well as U.S. Soccer “A” and Talent Scout license and has more than 18 years of professional experience at the club, high school, university and international levels. A native of the Netherlands, she worked closely with the Dutch Women’s National Teams and was an assistant coach for the KNVB U-15 Girls’ National Team. Additionally, she coached U-14 through U-19 National Team players at the Centre for Elite Sports and Education in Amsterdam. She served as a KNVB Academy Coach Educator, teaching the licenses for candidates who coach players from the U-5 to the U-19 age groups. In addition, Laurens contributed to the growth and success at Dutch Total Soccer through player identification, player development and coach education. She has also been the head coach of ODP Region I teams and a member of the Super-Y League National Scouting Staff and is a Talent Scout course educator.



Tracey **KEVINS**

HEAD OF DEVELOPMENT, WNT (Technical & Leadership)

BORN: Sept. 23, 1974, in London, England

HOMETOWN: London, England

Tracey Kevins was named the U.S. Soccer Head of Development for the Women's National Teams (Technical and Leadership) in 2024 while she was finishing her final cycle as head coach of the U.S. Under-20 Women's National Team. In her new administrative role, Kevins will work closely with U.S. Soccer Sporting Director Matt Crocker, MNT Head of Development Barry Pauwel, Head of Talent Identification Tony Lepore, Director of Talent Identification Nicole Lukic, and all of the U.S. Soccer's YNT coaches and Talent ID Managers.

Tracey Kevins took over as head coach of the U.S. U-20s on Oct. 18, 2021, after serving as the U.S. Under-17 Women's National Team head coach for one cycle during which both the Concacaf qualifying tournament and the FIFA U-17 Women's World Cup were cancelled due to the global pandemic.

The first programming for Kevins as U-20 WNT head coach came at the 2022 Concacaf Women's U-20 Championship in the Dominican Republic, where she helped lead the USA to a berth at the 2022 FIFA U-20 Women's World Cup and to the regional title. The USA went 7-0-0 in the DR while scoring 49 goals and allowing zero. She then led the USA to World Cup in Costa Rica with many of the players she had coached with the U-17s, but the young Americans did not advance out of group play. Overall, the U-20s had a 12-2-1 record in 2022 and went unbeaten during the year until the second game of the World Cup. Two players from Kevins' World Cup team, forwards Alyssa Thompson and Michelle Cooper, went #1 and #2 respectively in the 2023 NWSL Draft. Twelve players from that team are now playing professional soccer.

In May of 2023, Kevins led the U.S. U-20 WNT to another World Cup berth at the 2023 Concacaf Women's U-20 Championship, at which the USA finished second in the Dominican Republic. Five players from that team are now professionals, including the top two picks in the 2024 NWSL Draft, Ally Sentnor and Savy King.

Heading into the 2024 FIFA U-20 Women's World Cup, Kevins lead the team to a 5W-1L-2D record which included wins over Colombia, Canada, Korea Republic and Mexico along with ties against Germany and Mexico.

At the World Cup, with a team that featured eight professional players, the most-ever for a U.S. team in a FIFA U-20 WWC, Kevins led her team to an inspirational third place finish. It was the USA's best finish since the 2012 FIFA U-20 Women's World Cup and the Americans took bronze with a dramatic game-winning goal in the 119th minute of overtime against the Netherlands.

Remarkably, all three of the USA's knockout games went to overtime and the Americans won all three, meaning they played an entire extra match (90 minutes) to win the tournament. The World Cup opened with a 1-0 loss to reigning World Champions Spain, but the U.S. rebounded to defeat Morocco (2-0), Paraguay (7-0), Mexico (3-2 in overtime), Germany (2-2 plus OT before winning in PKs) and the Netherlands (2-1 in overtime).

The match against Germany, forever known as "The Miracle of Cali," was particularly notable as the USA was behind 2-0 heading into the final minutes of second half stoppage time, then scored in the 97th and 98th minutes to tie, navigated 30 minutes of overtime, and won in penalty kicks. The USA's only setback in Colombia was a 1-0 loss in the semifinal to eventual champion Korea DPR. The U-20s finished the year with a 9-3-3 record. Kevins joined U.S. Soccer full-time in June of 2017 as the head coach for the U.S. Under-15 Women's National Team and transitioned to the head coach of the U-17

WNT in 2019 with the task of qualifying the team for the 2020 FIFA U-17 Women's World Cup.

The U-17s played just two matches in 2020 before the COVID-19 pandemic hit, forcing the cancellation of the World Cup qualifying tournament, all of team's programming and eventually the World Cup tournament itself.

Kevins came to U.S. Soccer from the Seattle Reign in the NWSL where she served as an assistant coach for a season-and-a-half before joining U.S. Soccer. With the Reign, in addition to her coaching and scouting duties for the NWSL squad, she was also the Technical Director for the Seattle Reign Academy where she was responsible for overseeing five head coaches and their teams.

Kevins will work closely with U.S. Under-19 and Under-18 Women's National Team head coaches to maximize the development, evaluation and movement of players between the age groups for training camps and matches during the World Cup cycle.

Since 2013, Kevins has been coaching at U.S. Soccer Training Centers, first in the Los Angeles area and then in the Northwest, helping to identify and assess players for potential call-ups to the USA's Youth National Teams.

From October of 2013 through December of 2014, Kevins was coach for the L.A. Blues in the USL W-League, guiding the club to a 15-0-0 record and a national championship. Eight players on the team were taken in the 2015 NWSL Draft. Before that, she coached the LA Strikers in the W-League. She was also a coach and mentor for LA Premier Soccer Club from 2013-2016.

From 2004-2013, Kevins worked for the England Football Association as an assistant coach for various age group National Teams, working with the U-15, U-17, U-19 and U-20 squads. On occasion, she served as head coach for the U-17 and U-19 England Women's National Teams during tournaments and training camps.

She was an assistant coach for the England team that finished second at the 2007 U-19 Women's Euros and with the team that finished in the top four in 2008. She was also an assistant coach at the 2008 FIFA U-20 Women's World Cup in Chile.

During her coaching career in England, she also served as the head coach for the first team at Barnet FC Ladies from 2004-2013 and helped the club win the FA Women's Premier League Cup in 2011. She was also the Barnet FC Academy Head Coach for 16 to 19-year-olds from 2008-2013.

From 2008-2013, she was also the technical director for the Middlesex FA Girls' Centre of Excellence, where she worked with talented young players from ages 7-17 at one of the 30 licensed Centres of Excellence in England. From 2003-2008, she worked in a similar role at the Leyton Orient FC Girls' Centre of Excellence as the U-16 head coach.

On the boys' side, she worked as an assistant coach with the Wealdstone FC U-19s from 2004-2005 and 2008-2009.

As a player, she captained Barnet FC from 1989-2003 before retiring and immediately started managing the reserve team.

Kevins attended St. Mary's University in Twickenham where she earned a B.A. with honors in Sports Science and Physical Education.

She holds a USSF "A" license, a UEFA "A" license and in 2021, completed the U.S. Soccer Pro License course, becoming one of just four women to do so at that time.



Nicole LUKIC

Dir. of Talent Identification – Women's National Teams

BORN: March 10, 1989, in Milwaukee, Wis.

HOMETOWN: Milwaukee, Wis.

In March of 2024 Nicole Lukic was hired as the Director of Talent Identification – Women's National Teams. Lukic joined U.S. Soccer from Minnesota Aurora FC, where she was sporting director and head coach, leading the club to undefeated campaigns in its first two seasons in the USL W League. She brought with her nearly a decade of experience as a technical leader in the youth club game.

Lukic's role plays an important part in U.S. Soccer's ambition to expand and improve the player pools for the Women's Youth National Teams across all age groups. She is responsible for the development and oversight of a comprehensive Talent ID plan to identify and monitor players across the country and around the world for Youth National Team selection.

She reports to long time Director of Talent ID Tony Lepore who was promoted to Head of Talent ID and will now oversee both genders as part of an integrated Talent ID department structure and pathway from the Youth National Teams to the senior Women's and Men's National Teams.

Lukic turned Minnesota Aurora into one of the most successful teams in the USL W League after the club launched in 2022. Named USL W Coach of the Year in 2022, she guided Minnesota to an 11-0-1 regular season record in its first season before falling in the league's championship match. Aurora went undefeated again in the 2023 regular season before falling in the Central Conference Final. During her time with the club, 14 players went on to sign full professional contracts.

While winning on the field Lukic also built an exceptional culture with the Aurora, constructing an all-female staff for the community-owned club and being named a "40 Under 40" honoree by the Minneapolis-St. Paul Business Journal for her work to make positive change in the cities' sports landscape. She holds a U.S. Soccer "A" License and Talent Scout License and has worked as a YNT Network Scout for several years before coming to U.S. Soccer.

In addition to her work with Aurora, Lukic brought nine years of experience as a technical leader in the youth club game with Rush Soccer, one of the world's largest youth clubs. While working in Minnesota, she served as Director of Operations for Twin Cities Rush Soccer Club, one of the state's biggest youth clubs for boys and girls, overseeing technical development for both individual players and the club's overall curriculum, club culture and administration.

She spent five years at Rush Select, the pinnacle of Rush's youth development pathway, leading the player selection process for the more than 80 Rush clubs across the country while creating and overseeing Talent ID initiatives and scouting processes for boys and girls. She launched her youth coaching career as technical director at Rush Wisconsin West, developing programming for all levels of the club and guiding development for players and staff.

Lukic spent six seasons as an assistant coach for the UW-La Crosse women's soccer team, working with all aspects of the Eagles' program.

A four-year soccer varsity letter winner at the University of Wisconsin-Milwaukee, Lukic was on four Horizon League Conference championship teams (2007, 2008, 2009, 2010). The Panthers also won three tournament titles (2008, 2009, 2010) and earned bids to the National Collegiate Athletic Association (NCAA) Division I Tournament. Lukic earned her bachelor's degree in communication and political science from UW-Milwaukee in 2011 and her master's degree in athletic administration from Ohio University in 2014.



Vicky JEPSON

HEAD COACH: U.S. Under-20 Women's National Team

BORN: February 23, 1987, in Macclesfield, England

HOMETOWN: London, England

Vicky Jepson named as full-time head coach of the U.S. Under-20 Women's National Team on May 2, 2025. Jepson comes to U.S. Soccer from Tottenham Hotspur in England's Women's Super League, where she served as first team senior assistant head coach since 2021.

In March of 2023, she served as the interim head coach for the remainder of the 2022/23 campaign, leading the squad to secure its position to remain in the Women's Super League, and after that served as the top assistant through the 2023/24 and 2024/25 seasons.

During Jepson's time in North London, Spurs reached their first-ever FA Cup Final and Jepson earned her UEFA Pro License in June of 2024, becoming one of 17 female coaches to have completed the course with the England Football Association. In addition to her Pro License, Jepson holds UEFA "A" License and has worked across the full spectrum of the elite talent pathway, from U-11s to the senior professional level.

Before joining Spurs, Jepson served as manager at Liverpool Women, having earlier held the role of assistant manager, where she was named FA Female Development Coach of the Year. She spent more than 10 years at Liverpool in various youth development roles and then with the First Team.

Jepson has experience working on the international level as well. She worked for the England FA as a scout, coach educator and head coach for the England U-17 Women's National Team, coaching the team through qualifiers and at the UEFA Women's U-17 Euros.

Jepson takes over from Tracey Kevins, who coached the U.S. U-20s in the last two FIFA U-20 Women's World Cups, the latter of which saw the USA finish third, its best placing since winning the 2012 FIFA U-20 WWC.



Carrie KVETON

HEAD COACH: U.S. Under-19 Women's National Team

BORN: June 29, 1980, in Conyers, Ga.

HOMETOWN: Highland Village, Texas

Carrie Kveton was named head coach of the U.S. Under-19 Women's National Team on May 9, 2023. In her role as part of an integrated WNT coaching staff, Kveton works across age groups with a focus on the U-19s. She works closely with U-20 WNT head coach to maximize the development, evaluation and movement of players between age groups for training camps and matches.

In her first year with the Federation, Kveton led the USA to a bronze medal at the 2023 Pan American Game in Chile, losing only to the hosts, as U.S. Soccer fielded a women's soccer team at the event for the first time since 2007. The U.S. team, comprised of 2005 and 2006-birth year players yet to enter college, faced teams consisting of mostly senior National Team players.

Kveton served as an assistant coach for the senior U.S. Women's National Team during the period in which Twila Kilgore was interim USWNT head coach, running from September of 2023 through April of 2024 and helped the USA win the 2024 CONCACAF W Gold Cup and 2024 She Believes Cup. She was also a scout for the USA during the 2024 Olympics in France.

Kveton holds a UEFA Pro Coaching License and before joining U.S. Soccer, coached at the highest levels in Denmark and the United States. In Denmark, she served as Head of Individual Player Development and U-18 women's head coach at FC Nordsjaelland during the 2022-23 campaign after seven years at Fortuna Hjørring, including five-and-a-half seasons as head coach/co-head coach. During her tenure at Hjørring, Kveton led the team to several league and cup championships as well as the knockout rounds of the UEFA Women's Champions League each season in charge.

In the USA, Kveton served as an assistant for the Washington Spirit during its National Women's Soccer League championship run in 2021. She was also an assistant for OL Reign during the 2020 NWSL campaign.

Before joining U.S. Soccer full-time, she served as head coach of the U-23 WNT for its February 2023 friendlies against France at Clairefontaine and led the April 2023 U-19 WNT training camp in North Carolina. She has also served as an assistant with the U-18 and U-19 WNTs and has scouted European competition for the senior USWNT. She was a scout for the USWNT at the 2023 FIFA Women's World Cup.



Katie **SCHOEPFER**

HEAD COACH: U.S. Under-17 Women's National Team

BORN: Nov. 10, 1988, in New London, Conn.

HOMETOWN: Waterford, Conn.

Katie Schoepfer was named head coach of the U.S. Under-15 Women's National Team on Nov. 18, 2021, after previously serving as technical director at South Shore Select in Hingham, Mass. and working as an assistant coach with the U.S. U-20, U-17 and U-16 Women's National Teams.

She spent one and half years coaching the U.S. U-15s, coached the U-15 08s for three months in 2023 and then in May of 2023 was named as the new head coach of the U.S. U-17 Women's National Team.

She led the team to the championship of the 2024 Concacaf Women's U-17 Championship in Mexico, earning a berth to the 2024 FIFA Under-17 Women's World Cup in the Dominican Republic, which was her first World Cup as a head coach. In Mexico, the team won all five games and outscored its opponents 32-2 while defeating the hosts, 4-0, in the championship game.

At the World Cup, Schoepfer led the USA to its best finish since the inaugural FIFA U-17 Women's World Cup in 2008 (when the Americans finished second), taking bronze after downing England, 3-0, in the Third-Place Match. After falling to reigning champions Spain, 3-1, in the opening game, the USA allowed just one more goal the rest of the way and advanced to the medal round for the first time since that 2008 tournament. Numerous players she coached with the U-15s made the 2024 FIFA U-17 Women's World Cup Team.

Schoepfer will coach the U.S. U-17 WNT in 2025 as the FIFA U-17 Women's World Cup becomes an annual event that will take place in Morocco for the first five editions.

In 2022, she coached the U.S. U-15 WNT to an entertaining and victorious run at the Concacaf Women's U-15 Championship in Tampa, Fla. The USA won all five games while outscoring the competition, 34-1. The young Americans defeated the Dominican Republic 6-0 in the semifinal and then downed Canada, 4-1, in the title game to claim U.S. Soccer's third Concacaf title at this level.

Following seven years as a professional player in the United States, Schoepfer spent seven years coaching at various youth clubs in Massachusetts. Prior to South Shore Select, she spent time as assistant director of coaching at Valeo FC in Newton, Mass. and worked as a head coach in the Boston Breakers Academy during her playing career.

Schoepfer holds a U.S. Soccer "A" Coaching License and finished her U.S. Soccer Pro License at the end of 2024. At 36, she became the youngest woman born in the USA to earn a USSF Pro License and just the second woman born in the USA woman to receive it.

She also serves as a coach educator for the Talent Scout License after completing the pilot course in spring 2019. She also spent six years as an assistant in the college game with Boston University and College of the Holy Cross. She helped guide the Terriers to Patriot League championships in 2014 and 2015, plus a second-place conference finish in 2016.

As a player, Schoepfer was in the U.S. Women's National Team player pools from the U-17 to U-23 and started all four years in college for Penn State University, twice earning All-American honors while scoring 48 career goals. In her professional career, the forward made 100 appearances with the Boston Breakers in two leagues -- Women's Professional Soccer and the National Women's Soccer League. She played the NWSL's first four seasons and her 100 games for the Breakers are the third-most in club history. The Connecticut native was inducted into the Connecticut Soccer Hall of Fame in 2019.



Ciara **CRINION**

HEAD COACH: U.S. Under-16 Women's National Team

BORN: Sept. 19, 1985, in Dublin, Ireland

HOMETOWN: Dublin, Ireland

Ciara Crinion was named head coach of the U.S. Under-15 Women's National Team on May 4, 2023 and transitioned to head coach of the U.S. U-16 WNT in 2025. In her role as part of an integrated WNT coaching staff, Crinion works across age groups with a focus on the U-15s. She works closely with and U-17 WNT head coach Katie Schoepfer to maximize the development, evaluation and movement of players between age groups for training camps and matches.

Crinion coached her first international matches in June 2023, leading the U-15s to victories against Netherlands and Germany. She guided the U-15 WNT to the championship at the 2024 Concacaf Girls' U-15 Championship, where the U.S. won its fourth-straight title at this age level. At this Concacaf championship which was held in Costa Rica, the USA outscored its opponents 31-1 and defeated Mexico, 3-0, in the title game. It was the USA's first Concacaf U-15 championship won outside the USA.

Crinion served as an assistant coach for the senior U.S. Women's National Team during the period in which Twila Kilgore was interim USWNT head coach, running from September of 2023 through April of 2024 and helped the USA win the 2024 CONCACAF W Gold Cup and 2024 She Believes Cup.

Crinion joined U.S. Soccer after more than 10 years coaching in the NCAA and holds a U.S. Soccer "A" Coaching License as well as a Talent Scout License. She was head coach at Seton Hall from 2019-22 and launched her college coaching career with eight years as an assistant at Hartford, helping lead the Hawks to five regular season conference championships.

Since 2017, Crinion has scouted and run Talent ID Centers for U.S. Soccer. She has also worked as an assistant coach with the U-20 WNT. At the end of 2023 and the first quarter of 2024, she served as an assistant coach for the full U.S. Women's National Team during the transition period before Emma Hayes officially came on as head coach.

As a player, she was a part of the Ireland U-17 and U-19 Women's National Teams and spent four years playing at Central Connecticut State, twice earning all-conference honors.



Vanessa MANN

HEAD COACH: U.S. Under-15 Women's National Team

BORN: January 8, 1988, in Penrith, Australia

HOMETOWN: Shellharbour, Australia

Vanessa Mann was named the new head coach for the U.S. Under-15 Women's National Team on April 21, 2025. Mann took over from Ciara Crinion, who transitioned to the head coach of the U.S. Under-16 Women's National Team.

As part of an integrated Women's National Team coaching staff headed by Tracey Kevins and guided by U.S. Women's National Team head coach Emma Hayes, Mann will work across other age groups with a focus on her U-15 player pool.

Mann comes to U.S. Soccer after serving as Director of Coaching for the Reno Apex Youth Soccer Club in Nevada, but she has extensive experience with U.S. Soccer as an assistant coach at the U-15 WNT level since the fall of 2023 and as a U-17 WNT assistant this year. She has also served as a scout for the USA's YNTs since 2018.

She is a U.S. Soccer Coaching Educator for the "A" Senior Course, the Talent Scout course and Grassroots courses Mann has pursued her coaching education with a fervor. She holds a USSF "A" License, and a Talent Scout License. She also holds a United Soccer Coaches Director of Coaching Diploma, a United Soccer Coaches National Diploma and USC Goalkeeper Level 1 & 2 Diplomas.

She has nine years of NCAA Division I coaching experience and also has National Women's Soccer League coaching experience, serving as an assistant for the Utah Royals in 2024.

She played college soccer from 2007-2011 at the University of Nevada, Reno and graduated with a Bachelor of Science degree in Health Ecology.





AND THE CHILDREN SHALL LEAD: Midfielder Jaiden Rodriguez is one of the top players in the USA's Youth National Team player pools and a veteran of the 2024 FIFA U-17 Women's World Cup.

U.S. UNDER-23 WOMEN'S NATIONAL TEAM

STEPPING STONE TO THE FULL TEAM

The USA's oldest Women's National Team moved from Under-21 to Under-23 in 2008. The change was in response to FIFA moving its oldest youth world championship for women from Under-19s to Under-20s, as well as a change in the Nordic Cup competition which became a U-23 event. The eight-team Nordic Cup, which was a staple of summer programming for this age group for years, ended its 19-year run in 2009. Without the competition, which had been organized annually by different Scandinavian countries, the U.S. U-23s have pursued other international competition, mostly in Spain and Scandinavia, and in recent years have attended a four-team Nordic Tournament. In addition, the U.S. U-23 WNT has often attended an NWSL pre-season tournament where it experienced quality games against professional competition.

While the U.S. U-23 WNT had limited programming in 2023 and none in 2024, that will soon change under the guidance USWNT head coach Emma Hayes, who will launch a more robust schedule for the U-23s in 2025 to better bridge the gap between college and pro players in their late teens or early 20s and the full National Team. Hayes sees this age period as lacking meaningful and important programming in the past, programming that is needed to help players along their development pathway, but no longer. At times, U-23 training camps may be held during FIFA match windows in the same city in which the USWNT is competing. The rejuvenation the U-23s started in January of 2025 with the "Futures" training camp in Ft. Lauderdale, Florida featuring 24 up-and-coming USWNT prospects all age-eligible for the U-23s. That event was held side-by-side with the USWNT training camp.

The role of the U-23s in the overall development of USWNT players underwent some changes in 2009 with the start of Women's Professional Soccer (WPS) and again was positively impacted by the National Women's Soccer League (NWSL). Many players who years ago would have been kept active and in the mix for the full National Team by competing with the U-23s are now playing in the domestic league or abroad, thus necessitating a re-think on how best to serve this age group of players with international competition.

A U.S. team has been active at this age group since 1989 (in its previous incarnation it was run as a U-20 program until 1998 and then morphed into a U-21 program until 2007) and has been effective in helping prepare players for the step up to the Women's National Team. Women's National Team pool players have competed for the U-23s. The U-21s used to feature "overage" players in training camps and for the Nordic Cup tournament, but now all players who are age-eligible for the U-23s in 2025 must have been born on or after Jan. 1, 2002.

2023 U.S. UNDER-23 WNT RESULTS

Overall Record: 1-3-1 (GF: 5, GA: 11)

U-23 International Record: 1-0-1 (GF: 3, GA: 1)

Date	Opponent	Result	Goalscorers	Location
Feb. 17	France U-23	2-0 W	A. Thompson, Cooper	Clairefontaine, France
Feb. 20	France U-23	1-1 T	A. Thompson	Clairefontaine, France
March 12	OL Reign	0-3 L	—	Portland, Oregon
March 15	Portland Thorns FC	1-4 L	Weber	Portland, Oregon
March 18	Racing Louisville FC	1-3 L	Turner	Portland, Oregon

Goal Scorers: Alyssa Thompson (2), Michelle Cooper, Reilyn Turner, Sarah Weber

2023 U.S. UNDER-23 WNT STATISTICS

Name	2023 Overall Stats						2023 International Stats						Career U-23	
	Pos.	GP/GS	G	A	Y/R		GP/GS	Min	G	A	Y/R		Caps/Goals	
Albert, Korbin	M	2/1	0	0	0		2/1	112	0	0	0		2/0	
Beban, Hannah	M	2/2	0	0	0		2/2	90	0	0	0		4/0	
Bornkamp, Megan	D	2/1	0	0	0		2/1	68	0	0	0		4/0	
Byars, Trinity	F	2/0	0	1	0		2/0	68	0	1	0		2/0	
Campbell, Ryan	GK	1/1	0	0	0		0/0	0	0	0	0		0	
Cooper, Michelle	F	2/1	1	0	0		2/1	105	1	0	0		2/1	
DellaPeruta, Talia	M	1/1	0	0	0		0/0	0	0	0	0		0/0	
Fishel, Mia	F	2/1	0	1	0		2/1	112	0	1	0		2/0	
Flynn, Lauren	D	5/3	0	0	2		2/1	90	0	0	1		2/0	
Fontes, Sunshine	M	3/0	0	0	0		0/0	0	0	0	0		0/0	
Gaetino, Eva	D	5/4	0	0	0		2/1	135	0	0	0		2/0	
Godfrey, Lia	M	2/1	0	0	0		2/1	90	0	0	0		2/0	
Hancuff, Hensley	GK	2/1	0	0	0		2/1	90	0	0	0		2	
Huff, Taylor	F	5/2	0	0	0		2/0	53	0	0	0		2/0	
Jackson, Simone	F	3/1	0	0	0		0/0	0	0	0	0		0/0	
Karich, Annie	M	3/2	0	0	0		0/0	0	0	0	0		0/0	
Knox, Felicia	M	3/1	0	0	0		0/0	0	0	0	0		0/0	
Kozal, Lauren	GK	2/1	0	0	0		2/1	90	0	0	0		2	
Linnehan, Peyton	F	2/1	0	0	0		0/0	0	0	0	0		2/0	
McMahon, Quincy	D	3/1	0	0	0		0/0	0	0	0	0		0/0	
Missimo, Alexis	M	5/1	0	0	0		2/0	48	0	0	0		2/0	
Oke, Ayo	D	3/2	0	0	0		0/0	0	0	0	0		0/0	
Patterson, Avery	F	3/2	0	0	0		0/0	0	0	0	0		0/0	
Pinto, Brianna	M	2/1	0	0	0		2/1	112	0	0	0		3/0	
Purcell, Neeku	GK	2/2	0	0	0		0/0	0	0	0	0		0	
Raphino, Brittany	F	3/1	0	0	0		0/0	0	0	0	0		0/0	
Reale, Lilly	D	2/1	0	0	0		2/1	135	0	0	0		2/0	
Rouse, Laney	D	2/2	0	0	1		2/2	135	0	0	1		2/0	
Shimkin, Jillian	M	3/1	0	0	0		0/0	0	0	0	0		0/0	
Spaanstra, Alexa	F	2/2	0	0	0		2/2	112	0	0	0		3/0	
Staude, Talia	D	3/1	0	0	0		0/0	0	0	0	0		0/0	
Theoret, Alexis	M	2/1	0	0	0		2/1	88	0	0	0		2/0	
Thompson, Alyssa	F	2/2	2	0	0		2/2	90	2	0	0		4/3	
Turner, Reilyn	F	3/2	1	0	0		0/0	0	0	0	0		0/0	
Weber, Sarah	M	3/3	1	0	0		0/0	0	0	0	0		0/0	
Wheeler, Ellie	D	3/2	0	1	0		0/0	0	0	0	0		0/0	
Wiesner, Kate	D	5/3	0	0	0		2/2	157	0	0	0		4/0	
TOTAL		5/5	5	3	3/0	2/2	180	3	2	2/0				
Opponents		5/5	11	5	2/0	2/2	180	1	0	0/0				

GOALKEEPING STATISTICS

	2023 Overall Stats								2023 International Stats								Career U-23			
	GP/GS	W	L	T	GF	GA	SO		GP/GS	Min	W	L	T	GF	GA	SO	GAA	W	L	T
Hogan, Shelby	1/1	1	0	0	3	0	1		1/1	90	1	0	0	3	0	1	0.00	1	0	0
Campbell, Ryan	1/1	0	1	0	1	4	0		0/0	0	0	0	0	0	0	0		0	0	0
Hancuff, Hensley	2/1	1	0	0	2	0	0		2/1	90	1	0	0	2	0	0	0.00	1	0	0
Kozal, Lauren	2/1	0	0	1	1	1	0		2/1	90	0	0	1	1	1	0	1.00	0	0	1
Purcell, Neeku	2/2	0	2	0	1	6	0		0/0	0	0	0	0	0	0	0		0	0	0
TOTAL	5/5	1	3	1	5	11	0		2/2	180	1	0	1	3	1	0	0.50			
Opponents	5/5	3	1	1	11	5	1		2/2	180	0	1	1	1	3	0	1.50			

*Not including one shared shutout (Kozal/Hancuff, 2/17)

U.S. U-23 WNT YEAR-BY-YEAR

Year	Record (Intl.)	The Skinny
1997	13-2-0 (6-0-0)	Twins Ronnie and Lorrie Fair both play in Nordic Cup as USA outscored opposition 11-1 in the tourney
1998	13-2-2 (4-1-1)	Cindy Parlow scores two goals, but her goal in championship game is not enough to down Norway
1999	15-3-3 (7-2-1)	Jen Streiffer scores three times in Nordic Cup, Aly Wagner bags two
2000	15-3-3 (4-1-1)	Only loss internationally was to France full team, tied two WUSA teams, beat one; beat Mexico twice
2001	10-0-4 (5-0-1)	USA goes undefeated, tying two WUSA teams and beating one; outscored opponents 15-2 at Nordic Cup
2002	8-5-4 (4-2-0)	Team struggles early in year, but rallies to win Nordic Cup; Cat Reddick scores in final
2003	8-6-2 (5-2-1)	Trip to Brazil, matches against WUSA teams, prepare USA for another Nordic Cup victory
2004	13-2-2 (6-1-1)	Trips to China and Brazil, dominant performance at Nordic Cup as U.S. wins all four matches by 3-0 scores
2005	8-0-0 (4-0-0)	Limited matches during the year, but fully stocked with future WNT players, USA rolls at Nordic Cup
2006	10-3-2 (4-2-1)	Daneshia Adams is top scorer for U-21s, she would be named U.S. Soccer Young Female Athlete of the Year
2007	11-3-2 (5-0-1)	USA spreads scoring around, but still wins Nordic Cup in resounding fashion against Germany
2008	11-1-2 (8-1-1)	Only loss comes in first game to England U-23s, which USA beats three times later in year
2009	11-0-1 (3-0-1)	USA goes unbeaten against U-23 international sides, college teams, W-League teams and women's clubs
2010	9-4-3 (2-2-3)	Draw against Korea Republic and Germany U-23, plus wins over U-23s from England and Sweden
2011	8-1-2 (3-1-2)	Wins over Sweden U-23s, Norway U-23s and U.S. U-20s; only loss is to Norway U-23s
2012	3-3-2 (3-2-1)	Two wins over Norway U-23s, loss to England U-23s and eventual world champion U.S. U-20s
2013	7-0-0 (3-0-0)	First undefeated year since 2005 included wins against Norway, Sweden and England U-23s
2014	4-0-0 (3-0-0)	Second consecutive undefeated year included wins against Japan, Sweden and Norway U-23s
2015	5-0-1 (5-0-1)	Third straight year without a loss included wins vs. Japan, Sweden and England U-23s.
2016	5-0-2 (5-0-2)	Fourth straight year without a loss included wins vs. Ireland and Slovenia WNTs
2017	5-3-2 (4-1-1)	U.S. drops first game in five years, but beats Japan, Norway, Sweden and the Portland Thorns
2018	3-1-2 (2-0-1)	USA beats Red Stars (1-0), draws Thorns (2-2) and falls to Dash (1-0), then beats Sweden and Norway
2019	5-2-2 (3-1-2)	USA falls to Reign (1-2), but beats Thorns (1-0) and Red Stars (2-1), also beats SWE, NOR and ENG
2020	0-0-0 (0-0-0)	No camps and games were played due to COVID-19 pandemic
2021	0-0-0 (0-0-0)	No camps and games were played due to COVID-19 pandemic
2022	2-1-2 (2-0-0)	Return of programming featured NWSL preseason tournament and Sweden Trip
2023	1-3-1 (1-0-1)	Two quality results vs. France and tough go vs. NWSL teams in Portland
2024	0-0-0 (0-0-0)	No Activity

Total: 198-48-45

Note: Team began competing as U-23s in 2008



STEPPING UP: While at Florida State, Jenna Nighswonger played for the U.S. U-23 WNT in 2022. In 2024, she would make her debut with the full USWNT.

U.S. UNDER-20 WOMEN'S NATIONAL TEAM

U.S. U-20S LOOK TOWARDS 2024 FIFA U-20 WOMEN'S WORLD CUP

Now in its 12th cycle, the FIFA Under-20 Women's World Cup has proven to be an invaluable development opportunity and legitimate proving ground for future stars. The USA's participation in the first 10 events – of which the Americans won three and finished in the top four three other times – gave an early glimpse of the program's up-and-coming young players, many of whom have gone on to make major impacts at the full international level. The first two tournaments were held as Under-19 events before FIFA moved it to a U-20 competition in 2006.

Originally created in 1998 as an Under-18 program, the team moved up an age level to the U-19 level in 2001 in preparation for the first FIFA-sanctioned world championship for youth women, before becoming a U-20 program in 2005 for the first FIFA U-20 Women's World Cup that was held in 2006.

In the history of this tournament, the USA has lost just two knockout games in regulation time, bowing out in penalty kicks in three World Cups and falling in overtime to eventual champion Korea DPR in the semifinal in 2016. The USA won the tournament in 2002, 2008 and 2012, and lost in penalty kicks in the semifinal in 2006, the quarterfinal in 2010 and the quarterfinal in 2014. The USA also lost in regulation to Germany in the semifinal in 2006. The 2018 tournament marked the first time the USA had failed to get out of the group, albeit a difficult one with eventual championship game participants Japan and Spain. The USA failed to get out of the first round in 2022 as well from a group that had eventual semifinalists Netherlands and Japan.

It is planned that the U.S. U-20 WNT will have the benefit of a preparation schedule that features numerous domestic training camps and some highly competitive matches abroad. The player pool features several players who are still age-eligible from the last cycle of U-20s plus some exceptional talent coming up through the ranks from the U.S. U-17, U-18 and U-19 Women's Youth National Teams.

Players eligible for the 2024 U-20 Women's World Cup to be played in Colombia, must be born on or after Jan. 1, 2004.

THE HISTORY OF THE U-20 WNT

In 2023, the U.S. Under-20 Women's National Team qualified for its 11th consecutive FIFA Under-20 Women's World Cup, which will be held in Colombia from August 31 to September 22. The USA earned one of three berths from this region at the 2023 Concacaf Women's U-20 Championship where it finished second, falling 2-1 to Mexico in the championship game. Onyeka Gamero scored the USA's lone goal in that match. Forwards Ally Sentnor, who would be the top pick in the 2024 NWSL Draft, and Maddie Dahlien, lead the USA in scoring during the tournament with four goals each.

In 2022, the USA rolled through the Concacaf Women's U-20 Championship to earn a berth to the 2022 FIFA Women's World Cup, winning all seven games by out-scoring its opponents 49-0. Michelle Cooper led the USA with eight goals in the qualifying tournament while Andrea Kitahata had seven. Avery Patterson scored six times, as did Simone Jackson, while Talia DellaPeruta found the net five times.

At the World Cup in Costa Rica, the USA's 10th consecutive FIFA tournament at this age level, the young Americans were drawn into a difficult group with Ghana, Netherlands and Japan. The USA started off well with a 3-0 win over Ghana, but then lost to the Netherlands (3-0) and Japan (3-1), both of which made it to the semifinals, and exited the tournament early. Cooper, Alyssa Thompson, Ally Sentnor and Jackson scored the USA's four goals in the World Cup.

Due to the global pandemic, programming for this age group did not begin again until the end of 2021, when training camps in San Diego were conducted in October and November.

The 2020 FIFA U-20 Women's World Cup was first delayed and then finally cancelled in November of 2020 due to the COVID-19 pandemic, but FIFA awarded the 2022 tournament to Costa Rica, which would have hosted the 2020 event. The USA had already qualified for the 2020 World Cup by winning the Concacaf U-20 Women's Championship earlier in the year, sweeping all seven games while out-scoring the opposition, 44-1.

The USA beat host Dominican Republic in the semifinal, 6-0, to earn a World Cup berth and then downed Mexico, 4-1, in the title game. Forward Mia Fishel set a U.S. record for most goals in a Concacaf qualifying tournament by smashing home 13 in just six games.

In 2020, Laura Harvey, one of the most successful coaches in the history of the NWSL, became head coach of the U-20 WYNT and guided the team through World Cup qualifying, winning the tournament in dominant fashion while out-scoring its opponents, 44-1 over seven games in a new tournament format. Unfortunately, the World Cup was cancelled due to the global pandemic.

In 2019, Mark Carr moved up in age groups from his job as head coach of the U-17 WNT and coached the U-20s for a year before moving on to a college coaching position. The USA played an excellent, albeit difficult schedule during the first year of the cycle and went 5-7-1, but the preparation set an important foundation for 2020 as the players faced several of the top youth programs in the world while picking up wins over China PR, Sweden, Germany, Japan and France. Sixty-seven players saw action in matches, and 16 different players scored goals, as the coaches looked to narrow down the pool for the run to the 2020 World Cup.

In 2018, Jitka Klimkova took the USA through a difficult but successful preparation schedule for the World Cup that included a penalty kick loss in the title game of the Concacaf Women's U-20 Championship (after the USA had qualified by winning a semifinal shootout), as well as victories over the U-20 sides from France, England, Germany and Brazil. At the FIFA U-20 Women's World Cup in France, the USA fell to eventual champions Japan, 1-0, to start group play on the back foot, but then rallied for a 6-0 victory against Paraguay. The USA needed a victory against Spain in its final group game to advance, but ended up drawing, 2-2. The USA played 18 quality international matches during the year and posted an overall record of 12-2-4. The 2017 U.S. Soccer Young Female Player of the year, forward Sophia Smith, put in a stellar performance. She scored 15 international goals to up her career total to 23, the fourth-best in U.S. U-20 WNT history. Twenty-seven players saw action in international matches during the year.

In 2017, Klimkova's first year at the helm, the U-20s played 12 matches against top teams and hosted the Women's Nike International Friendlies for the first time in conjunction with the Girls' Development Academy Winter Showcase. The preparation year for qualifying for the 2018 FIFA U-20 Women's World Cup was highly productive as the USA compiled a 6-4-2 record which included wins against Norway, France, England, Germany and Finland. Thirty-eight players saw action in international matches and Cívana Kuhlmann and Sophia Smith led the team with eight goals each while Smith was named U.S. Soccer Young Female Player of the Year.

In 2016, the U-20s had a slew of competitive games in the run-up to the World Cup, defeating the U-23 teams from Sweden and Norway along the way. At the World Cup in Papua New Guinea, the U.S. topped the group by the slimmest of margins and reach the tournament semifinals with a win over regional rival Mexico. There, the USA fell in a hard-fought loss to eventual champion Korea DPR before finishing fourth overall. The team finished the year 8-5-4 overall record and 7-5-4 in international matches. Mallory Pugh led the USA in scoring with six international goals.

In 2015, the U-20s had an excellent year of preparation and growth, going 14-2-2 overall and 10-1-1 in international matches. The USA defeated age group teams from Norway, Netherlands, Sweden, Mexico and Brazil, as well as two Spanish women's clubs, before winning the 2015 Concacaf U-20 Women's Championship in San Pedro Sula, Honduras. The USA topped its group despite a 1-1 tie with Mexico in the opening game and then defeated the hosts in the semifinal to earn its berth to the Women's World Cup in Papua New Guinea. The USA defeated Canada, 1-0, in the title game to take the Concacaf championship.

In 2014, the U-20s had an exciting year while compiling an 11-1-1 international record (12-4-1 overall) that included a title at the Concacaf Women's U-20 Championship in the Cayman Islands. The USA met eventual champion Germany in its opening game of the 2014 FIFA U-20 Women's World Cup and fell 2-0, but followed that with wins against Brazil and China to advance out of the group. The USA

would fall in the quarterfinal in penalty kicks after a hard-fought match with Korea DPR.

In 2013, Michelle French took over the U-20s in a historic appointment as U.S. Soccer's first full-time head coach for this age level. A team in transition went 4-5-2 overall and 2-3-2 in international matches as the year was spent identifying talent and forming a player pool that would take the USA into the World Cup year.

Looking back at 2012, it was one of the best years ever for the U.S. program, as the team went 16-2-1 in international matches (17-2-2 overall) and won perhaps the most competitive U-20 Women's World Cup in history. The USA rolled through Concacaf World Cup qualifying to earn a berth to Japan by winning all five games by a combined score of 18-1 and pulled off a dramatic late-game comeback to defeat Canada by a 2-1 score in the championship game on a game-winner from Chioma Ubogagu.

U.S. head coach Steve Swanson fashioned a team that had speed and skill all over the field, which when combined with tremendous heart, gave the Americans a unique squad that overcame adversity to reach the top of the podium in Tokyo, Japan. The U.S. team featured several players with bright full National Team futures, and the victory further cemented the USA's youth programs among the best in the world. U.S. captain Julie Johnston, who would be named the U.S. Soccer Young Female Player of the Year for 2012, won the Bronze Ball as the third-best player in the tournament, a rare honor for a defender.

Swanson took over the program in 2011. It served as a transition year for the U-20s as the team played only a handful of international matches, going 6-2-1 overall and 2-1-1 against other countries. Still, the year was highly productive as Swanson refined his player pool and started to develop a team that would go on to win the World Cup. He saw several veterans of the U-20 level continue to mature while numerous young players showed their ability to play and prosper at the international level. The schedule included two matches with the Japanese U-20 squad, which the USA split with the visitors during a camp in Chula Vista, Calif.

In 2010, Jill Ellis led the team to a 16-3-5 overall record and 13-2-3 in international play, winning the title at the Concacaf Women's World Cup Qualifying Tournament in Guatemala. The U.S. team went undefeated against international competition until its final two friendlies before the U-20 Women's World Cup, then fell to Germany and Japan on a pre-World Cup trip to Germany. At the Women's World Cup, the USA was surprised by Ghana in the opener, a 1-1 tie, before rebounding to defeat Switzerland 5-0 and Korea Republic 1-0 to win the group and earn a berth in the quarterfinals. There, the USA played a hard-fought match against Nigeria with regulation time ending at 1-1. A scoreless overtime led to a shootout, where the U.S. goalkeeper Bianca Henninger twice saved penalties that were ordered retaken, and the USA fell in the shootout for what then was the earliest elimination in history for a U.S. team at a Women's World Cup. With five goals in the 2010 tournament and 10 in her U-20 career, Sydney Leroux became the USA's all-time leading scorer in U-20 Women's World Cup tournaments.

In 2009, Ellis led the team to a 9-2-3 overall record and 4-1-2 in international play as she narrowed down the player pool in preparation for Concacaf qualifying in early 2010. The schedule included wins against the Norway, England and Canada U-20 teams as well as draws with the always-talented France and Germany. Kelly Cobb, Maya Hayes and 2008 U-20 Women's World Cup star Sydney Leroux led the USA in scoring with six goals apiece in all matches.

In 2008, despite taking over as head coach from Ellis fairly late in the cycle, Tony DiCicco molded a team that would win the USA's seventh women's world title. DiCicco's side experienced some growing pains during the year, but it all came together in brilliant fashion during the Women's World Cup as the USA scored 12 goals and allowed just three, controlling every match (aside from a meaningless 2-0 loss to China in group play), on the way to a convincing 2-1 defeat of Korea DPR in the title game. The USA won three matches by 3-0 scores, including the quarterfinal against England, and then outplayed a talented German side to win the semifinal by a 1-0 score. Leroux became just the second U.S. player to win the Golden Ball at a FIFA event and also won the Golden Shoe as the tournament's top scorer with five goals. Alex Morgan also had a great tournament, scoring four times and winning the Silver Ball and the Bronze Shoe. Goalkeeper Alyssa Naeher was world class, allowing just one goal, that in the waning moments of the final match, a performance that earned her the Golden Glove as the tournament's top 'keeper. The U-20s finished 2008 with an overall record of 20-7-0 while going 14-4-0 in international games.

In 2007, Ellis took the team through some excellent preparation during the identification stage for this pool of players, eventually winning the silver medal at the Pan American Games in Rio de Janeiro, an achievement that included defeating the full Women's National Team of Canada in the semifinal, 2-1. In the gold medal game, the USA ran into a Brazilian buzzsaw in front of a packed house at the famed Maracana Stadium, but that experience served as a benefit the players as they moved forward in their National Team careers. The U-20s finished 10-5-1 on the year, but four of those losses were to full Women's National Teams.

In 2006, the U.S. U-20s played a remarkable 50 matches before the 2006 FIFA U-20 Women's World Championship in Russia, eventually compiling an overall record of 39-10-7 for the year. The USA's 16-2-3 international record was stellar, although the year ended on a down note with a fourth-place finish at the world championship. The USA got some big-time goal production from several forwards during the year, including Jessica Rostedt (24 goals, 7 in international play), Lauren Cheney (21/9), Kelley O'Hara (20/10) and U.S. Soccer Young Female Player of the Year Danesha Adams (18/7). The USA qualified for the world championship with an undefeated run at the Concacaf U-20 Women's Final Qualifying Tournament held in Mexico in January of 2006, downing the hosts 3-0 for a berth to Russia and beating Canada 3-2 in the championship game.

In 2005, the team had a quiet year of activity due to the transition of head coaches.

In 2004, under head coach Mark Krikorian, the USA went 17-7-2 and 11-5-2 in international matches, but lost its first-ever match to a team in its age group, falling to Japan, 1-0. The USA finished second in Concacaf qualifying, falling 2-1 to Canada in the championship, but they had already secured a berth to Thailand by virtue of a clinical 6-0 win against Mexico in the semifinal. The USA put together four excellent matches to open the U-19 Women's World Cup, starting with a rousing 3-0 win against Korea Republic followed by a 4-1 domination of Russia. The USA finished group play with a hard fought 1-0 win against Spain. In the quarterfinal match against a plucky Australia, Angie Wozniak came off the bench to help set up the USA's two goals, both of which were assisted by Stephanie Lopez, sending the USA to the semifinal. In the semifinal, the young Americans ran into a German wall. Tied at 1-1 at halftime, the USA took control of the match's pace only to see the Germans score on a lightning counterattack. With the USA pressing forward, Germany scored another to secure the final 3-1 margin. The USA earned third-place honors with a 3-0 win against Brazil.

In 2003, the U-19s went 7-4-1 overall and 6-2-0 in international competition, getting wins against Mexico, Japan, Germany and Netherlands during the year.

In 2002, the U-19s went 22-2-2 overall and 17-1-0 in international matches, including six wins at the FIFA U-19 Women's World Cup in Canada. The victory in the title game of the first-ever U-19 WWC was another in a long line of "firsts" for the U.S. Women's National Team program, which includes the first Women's World Cup championship and the first Olympic gold medal. Team captain Lindsay Tarpley scored a 109th-minute "golden goal" against host Canada to win 1-0 on Sept. 1, 2002, in front of 47,784 fans at Edmonton's Commonwealth Stadium.

In 2001, the USA went 10-4-4 overall and 4-0-1 in international matches as the nucleus of the 2002 World Championship team started to form.

Under Steve Swanson in 2000, the U-18s went 10-2-3, including 3-0-2 in international competition, all against senior Women's National Teams.

The first season of U-18 competition in 1999 was a banner year, as the team went 14-0-3 overall and 8-0-2 internationally, winning a gold medal in the Pan American games to clinch an unprecedented "treble" for the U.S. Women's National Team, which also won gold at the 1999 Women's World Cup and U-21 Nordic Cup.

Shannon Cirovski, a veteran of the USA's 1991 Women's World Cup championship team, was the first coach of the U-18s but stepped down to take the head coach position at the University of Maryland. She coached the U-18s halfway through 1999 before U.S. Women's National Team assistant coach Jay Hoffman took the reins and guided the team to gold at the Pan Am Games in Winnipeg, Canada.

In its 26 years of competition as a U-18, U-19 and now a U-20 team, the program has compiled an all-time international record of 203W-50L-34D and has lost just 38 games to teams in its age group.

2024 U.S. UNDER-20 WNT STATISTICS

Name	2024 Overall Stats					2024 International Stats					Career U-20
	Pos.	GP/GS	G	A	Y/R	GP/GS	Min	G	A	Y/R	Caps/Goals
Adames, Emeri	F	13/11	1	6	0	13/11	859	1	6	0	13/1
Alvarez, Aven	D	2/1	0	0	0	2/1	103	0	0	0	2/0
Baumann, Hailey	D	1/0	0	0	0	1/0	45	0	0	0	1/0
Bugg, Jordyn	D	11/10	1	0	0	11/10	1031	1	0	0	11/1
Cook, Sofia	M	4/3	0	0	0	4/3	151	0	0	0	7/0
Courtwright, Sam	M	8/3	0	0	0	8/3	355	0	0	0	8/0
Dahlien, Maddie	F	11/0	2	0	1	11/0	300	2	0	1	15/6
Davis, Danielle	M	2/1	0	0	0	2/1	103	0	0	0	2/0
Dellarose, Tessa	D	3/2	0	0	0	3/2	130	0	0	0	8/1
Dudley, Jordynn	F	11/4	4	0	0	11/4	447	4	0	3	14/5
Evans, Elise	D	12/9	0	0	0	12/9	753	0	0	0	17/5
Gilchrist, Heather	D	12/10	0	1	0	12/10	972	0	1	0	12/0
Halpern, Addison	M	0/0	0	0	0	0/0	0	0	0	0	0/0
Hutton, Claire	M	10/9	0	0	1	10/9	748	0	0	1	10/0
Jackson, Riley	M	15/11	1	0	2	15/11	1103	1	0	2	15/1
King, Savy	D	14/11	0	0	2	14/11	1146	0	0	2	19/0
Klein, Reese	D	0/0	0	0	0	0/0	0	0	0	0	0/0
Klenke, Leah	D	13/4	0	0	0	13/4	622	0	0	0	18/0
Lemos, Ally	M	14/8	0	2	1	14/8	746	0	2	1	19/1
Martinho, Lauren	M	4/2	0	0	0	4/2	223	0	0	0	8/2
McCormack, Yuna	M	9/4	2	2	0	9/4	542	2	2	0	9/2
O'Rourke, Shae	F	1/1	1	0	0	1/1	68	1	0	0	1/1
Rader, Kat	F	2/1	0	1	0	2/1	71	0	1	0	7/4
Riley, Giana	F	12/5	1	1	0	12/5	472	1	1	0	12/1
Sentnor, Ally	F	13/12	7	1	0	13/12	1079	7	1	0	23/12
Small, Carla	D	1/0	0	0	0	1/0	3	0	0	0	1/0
Suarez, Taylor	F	15/7	1	0	0	15/7	713	1	0	0	15/1
Thompson, Gisele	D	10/9	1	2	0	10/9	589	1	2	0	14/2
Tordin, Pietra	F	14/9	6	2	0	14/9	720	6	2	0	14/6
Villarreal, Amalia	F	1/0	0	0	0	1/0	26	0	0	0	1/0

Own Goal	2	2
----------	---	---

TOTAL	15/15	30	18	11/0	15/15	1440	30	18	11/0
Opponents	15/15	13	4	13/0	15/15	1440	13	4	13/0

GOALKEEPING STATISTICS

	2024 Overall Stats							2024 International Stats							Career U-20				
	GP/GS	W	L	T	GF	GA	SO	GP/GS	Min	W	L	T	GF	GA	SO	GAA	W	L	T
Gress, Mackenzie	5/5	3	1	1	10	6	2	5/5	450	3	1	1	10	6	2	1.20	3	1	1
Wy, Teagan	10/10	6	2	2	20	7	5	10/10	990	6	2	2	20	7	5	0.64	9	3	2
<hr/>																			
TOTAL	15/15	9	3	3	30	13	7	15/15	1440	9	3	3	30	13	7	0.81			
Opponents	15/15	3	9	3	13	30	3	15/15	1440	3	9	3	13	30	3	1.88			

2024 U.S. UNDER-20 WNT RESULTS

2025 USWNT MEDIA GUIDE

Overall Record: 9-3-3 (GF: 30, GA: 13)
U-20 International Record: 9-3-3 (GF: 30, GA: 13)

Date	Opponent	Result	Goalscorers	Location
Feb. 25	Colombia U-20	1-0 W	Tordin	Bogotá, Colombia
Feb. 28	Colombia U-20	1-0 W	Sentnor	Bogotá, Colombia
April 5	Germany U-20	0-0 T	--	Verl, Germany
April 7	Canada U-20	3-1 W	Suarez, Dudley, O'Rourke	Verl, Germany
May 31	Korea Rep. U-20	3-0 W	Bugg, Adames, Riley	Carson, Calif.
June 3	Korea Rep. U-20	2-4 L	Sentnor, Dudley	Carson, Calif.
July 13	Mexico U-20	1-1 T	Tordin	Athens, Ga.
July 16	Mexico U-20	3-0 W	Sentnor (2), Jackson	Athens, Ga.
Sept. 1	Spain U-20**	0-1 L	--	Cali, Colombia
Sept. 4	Morocco U-20**	2-0 W	McCormack, Dahlien	Cali, Colombia
Sept. 7	Paraguay U-20**	7-0 W	Tordin (3), Thompson, McCormack, Sentnor, Dahlien	Bogotá, Colombia
Sept. 11	Mexico U-20 **	3-2 W	Tordin, Sentnor, Dudley	Bogotá, Colombia
Sept. 15	Germany U-20 **	2-2 T (3-1 PKs)	Dudley, Own Goal	Cali, Colombia
Sept. 18	Korea DPR U-20 **	0-1 L	--	Cali, Colombia
Sept. 21	Netherlands U-20 **	2-1 W	Sentnor, Own Goal	Bogotá, Colombia

Goal Scorers: Ally Sentnor (7), Pietra Tordin (6), Jordynn Dudley (4), Maddie Dahlien (2), Yuna McCormack (2), Emeri Adames, Jordyn Bugg, Riley Jackson, Shae O'Rourke, Giana Riley, Taylor Suarez, Gisele Thompson, Own Goal (2)

** FIFA U-20 Women's World Cup

FIFA UNDER-20 WOMEN'S WORLD CUP REVIEW

The U.S. Under-19/Under-20 Women's Youth National Team has participated in all 10 FIFA World Cups for this age group. The USA won the inaugural title in 2002 in Canada, finished third in 2004 in Thailand, took fourth in 2006 in Russia, reclaimed the crown in 2008 in Chile, got knocked out in the quarterfinal round in penalty kicks in Germany in 2010 and then rebounded to win its third title in 2012 in Japan. In 2014, the USA fell in penalty kicks in the quarterfinal and in 2016 returned to the semifinal round but would finish in fourth place. In 2018, the USA just missed out on the quarterfinals, finishing group play behind the eventual tournament champion and runner-up. The 2020 tournament was first moved and then later cancelled due to the COVID-19 pandemic, with 2020 host Costa Rica being granted rights to host in 2022, a tournament at which the USA failed to advance out of the group. In 2006, the competition moved to the Under-20 level, bringing it in line with the men's FIFA U-20 World Cup.

"THE MIRACLE OF CALI" SPURS A RETURN TO GLORY IN COLOMBIA (2024)

In 2024, the USA became one of four teams to qualify for all 11 FIFA Women's World Cups at this level. But this team had a different look, featuring eight professional players – all from the NWSL – and marked the most pros ever on a U.S. roster for a U-20 WWC. The tournament also had a different look, featuring 24 teams for the first time, which necessitated a round of 16 knockout stage for the first time and seven games to lift the trophy. The USA opened the competition against reigning FIFA U-20 WWC champions Spain and fell 1-0, but that was just the beginning of a magical run to the podium. The USA dominated its next two group matches, downing a defensive-minded Morocco, 2-0, before blowing out Paraguay, 7-0, as Pietra Tordin bagged a hat trick. That set up a round of 16 match against Mexico, the team that had beaten the USA in the 2023 Concacaf Women's U-20 Championship Final. The Americans pulled out a 3-2 win in overtime on goals from Tordin, team captain Ally Sentnor and a 97th minute game-winner from Jordynn Dudley. That win sent the Americans to the quarterfinals against Germany in what would turn out to be one of the most epic matches in tournament history. The USA gave up a second-half penalty kick and then, after seven minutes of added time had been signaled, Germany scored another goal in the second minute of second half stoppage time. The young Americans then wrote another remarkable chapter in the history of the U.S. Women's National Team, scoring in the 97th and 98th minutes via Dudley and Sentnor (later ruled an own goal) to equalize in a match dubbed "The Miracle of Cali." The exhausted teams navigated a scoreless overtime and the USA won in penalty kicks with conversions by Sentnor, Leah Klenke and Riley Jackson. Germany made only one of its four attempts, with the final kick being saved by U.S. goalkeeper Teagan Wy. The USA fell to eventual champion Korea DPR, 1-0, in the semifinal, but then took down Netherlands, 2-1, in the Third-Place Match as Sentnor scored a 10th minute goal. The Dutch equalized 16 minutes later and it took until less than a minute remained in overtime for Maddie Dahlien to force an 119th-minute own goal to give the USA a dramatic 2-1 victory. The USA played three overtime matches in the knockout rounds, meaning it played the equivalent entire extra game during the World Cup. Sentnor won the Bronze Ball as the third-best player in the tournament.

Ninth FIFA U-20 Women's World Cup – Colombia '24

Date	Opponent	Result	U.S. Goals	Location	Attendance
Sept. 1	Spain	0-1 L	–	Pascual Guerrero Stadium; Cali, Col.	9,979
Sept. 4	Morocco	2-0 W	McCormack, Dahlien	Pascual Guerrero Stadium; Cali, Col.	1,882
Sept. 7	Paraguay	7-0 W	Tordin (3), Thompson, McCormack, Sentnor, Dahlien	El Techo Stadium; Bogotá, Colombia	2,577
Sept. 11	Mexico	3-2 W	Tordin, Sentnor, Dudley	El Campin Stadium; Bogotá, Colombia	4,352
Sept. 15	Germany	2-2 T	Dudley, Own Goal	Pascual Guerrero Stadium; Cali, Col.	3,500
(3-1 PKs)					
Sept. 18	Korea DPR	0-1 L	–	Pascual Guerrero Stadium; Cali, Col.	5,439
Sept. 21	Netherlands	2-1 W	Sentnor, Own Goal	El Campin Stadium; Bogotá, Colombia	11,008
Champion: Korea DPR		Runner-Up: Spain		USA finish: Third	

MOST VALUABLE PLAYER

Golden Ball: Choe Il-Son (PRK)
Silver Ball: Manaka Matsukubo (JPN)
Bronze Ball: Ally Sentnor (USA)

TOP SCORER

Golden Boot: Choe Il-Son (PRK)
Silver Boot: Vendito (BRA)
Bronze Boot: Maya Hijilata (JPN)

TOP GOALKEEPER

Femke Liefing (NED)

FIFA did not select an all-tournament team

GOOD START, TOUGH FINISH FOR THE USA IN COSTA RICA (2022)

In 2022, the USA became one of four teams to qualify for all 10 FIFA Women's World Cups at this level. Drawn into a difficult group with Ghana, Netherlands and Japan, the Americans started off well, downing Ghana 3-0 on goals from team captain Michelle Cooper, Alyssa Thompson and Ally Sentnor. It was the first time since the 2012 U-20 Women's World Cup that the USA had won its first game of the tournament. The USA dominated the match, outshooting the Africans 21-5, but did not take advantage of playing 60 minutes with a woman advantage after a Ghana red card, and left goals on the table. Those goals could have made a big difference in the final group game against Japan after a 3-0 loss to the Netherlands in the second group game put the USA in a big hole. The USA gave up goals on a blast from distance, a header off a corner kick and a penalty kick. The U-20s fought gallantly in the group finale, but a 3-1 loss to Japan when the USA needed a win sent the young Americans home early. Forward Simone Jackson scored for the USA in that game. Both the Netherlands and Japan advanced to the semifinal round and Japan made it to the World Cup Final, where it lost to Spain.

Eighth FIFA U-20 Women's World Cup - Costa Rica '22

Date	Opponent	Result	U.S. Goals	Location	Attendance
Aug. 11	Ghana	3-0 W	Cooper, Thompson, Sentnor	Estadio Morera Soto; Alajuela, Costa Rica	987
Aug. 14	Netherlands	0-3 L	–	Estadio Nacional; San Jose, Costa Rica	2,652
Aug. 17	Japan	1-3 L	Jackson	Estadio Morera Soto; Alajuela, Costa Rica	1,392
Champion: Spain			Runner-Up: Japan	USA finish: 11th	
MOST VALUABLE PLAYER			TOP SCORER	TOP GOALKEEPER	
Golden Ball: Maika Hamano (JPN)			Golden Boot: Inma Gabarro (ESP)	Txell Font (ESP)	
Silver Ball: Inma Gabarro (ESP)			Silver Boot: Maika Hamano (JPN)		
Bronze Ball: Tarciane (BRA)			Bronze Boot: Yuzuki Yamamoto (JPN)		

FIFA did not select an all-tournament team

USA FALLS A GOAL SHORT OF ADVANCEMENT IN FRANCE (2018)

In 2018, the USA became one of four teams to qualify for all nine FIFA Women's World Cups at this level. Drawn into a group with the eventual tournament champion Japan and runner-up Spain, the USA fought until the end, but finished third in Group C and failed to reach the knockout round for the first time. After falling to Japan 1-0 on a long-range goal in its opening match, the USA rolled past Paraguay 6-0 to put itself in position to qualify with a victory in its final group stage match. While the U.S. fell behind early to Spain, the Americans roared back late to draw even at 2-2 but were unable to create a game-winner that would have clinched a spot in the quarterfinals.

In the tightly-contested opening match against Japan, both teams struggled to find their rhythms offensively. While the U.S. out-possessed and out-passed Japan, the Asian champion broke through in the 76th minute, as Honoka Hayashi unleashed a well-hit shot from distance that struck the underside of the crossbar and bounced into the net. Sparked by the deficit, the USA searched for an equalizer and produced a number of quality chances in the last 15 minutes. While Jaelin Howell put two dangerous headers on frame during the game's final stretch, the Japanese defense kept the U.S. off the board.

Needing a convincing result to keep its quarterfinal hopes alive, the U.S. delivered an emphatic victory against Paraguay in its second group stage match. With its attack in full force, the USA created chances early and often, outshooting Paraguay 27-7. Sophia Smith started things off for the U.S. in the 15th minute with a remarkable run through the Paraguayan defense and a nifty finish, while Savannah DeMelo opened the floodgates late in the first half, netting twice in five minutes. Ashley Sanchez added a goal on the other side of halftime, while Smith, who spent the afternoon running roughshod through the South American defense, bagged a brace in the 63rd. DeMelo capped off the scoring in the 78th to complete a hat trick, the USA's fourth in U-20 World Cup history, and a number of near-misses down the stretch could have made the scoreline even more lopsided in a dominant showing.

The USA went into its final match against Spain needing a win to secure a spot in the knockout round. A misplayed clearance set Spain up for an early goal and La Roja doubled its lead off of a set piece just before halftime. Down 2-0, the U.S. rallied late in the second half, working to get back in the game during the final 20 minutes. After a number of dangerous forays into the Spanish final third, the USA finally broke through in the 82nd minute off of a free kick from Smith. Pressing for an equalizer, DeMelo added her fourth goal of the tournament in the 87th to draw the USA even, but the USA could not get another goal.

Seventh FIFA U-20 Women's World Cup - France '18

Date	Opponent	Result	U.S. Goals	Location	Attendance
Aug. 6	Japan	0-1 L	–	Stade Guy Piriou; Concarneau, France	2,332
Aug. 8	Paraguay	6-0 W	Smith (2), DeMelo (3), Sanchez	Stade Guy Piriou; Concarneau, France	2,117
Aug. 13	Spain	2-2 T	Smith, DeMelo	Stade du Clos Gastell; Dinan-Lehon, France	1,681
Champion: Japan			Runner-Up: Spain	USA finish: Ninth	

MOST VALUABLE PLAYER	TOP SCORER	TOP GOALKEEPER
Golden Ball: Patricia Guijarro (ESP)	Golden Boot: Patricia Guijarro (ESP)	Sandy MacIver (ENG)
Silver Ball: Saori Takarada (JPN)	Silver Boot: Georgia Stanway (ENG)	
Bronze Ball: Moeka Minami (JPN)	Bronze Boot: Saori Takarada (JPN)	

FIFA did not select an all-tournament team

CHARACTER, COMEBACKS AND SLIM MARGINS IN PAPUA NEW GUINEA (2016)

In 2016, the USA played in its eighth consecutive FIFA tournament at this level, winning the most difficult group in the competition by the slimmest of margins. Led by 2016 Olympian Mallory Pugh, who captained the U.S. team in the exotic locale of Papua New Guinea, the USA opened the tournament with a hard-fought 0-0 tie against a very talented France side that would go on to advance to the championship game. The USA then defeated New Zealand 3-1 on goals from Pugh, 17-year-old Ashley Sanchez (who became the first player to score in a U-17 and U-20 Women's World Cup in the same cycle) and substitute Ally Watt, who bagged an insurance score later in the match.

A wild dipping shot from distance (which was officially called an own goal as it hit off the post and then the hands of U.S. goalkeeper Casey Murphy) opened the scoring for Ghana in the final group match, but the USA promptly answered back as Pugh scored two minutes later. The eventual 1-1 draw with a tough, physical Ghana team tied the USA with France on every tie-breaker except the last one – Fair Play points – and with the USA receiving no yellow cards in group play while France received one, the Americans won the group and advanced to the quarterfinal against Mexico.

In that match, Mexico took the lead in the 64th minute on a well-struck free kick, forcing the USA to mount an epic comeback. Watt, playing the role of super sub once again, tied the game in the 81st minute off a superb pass from Sanchez. After some end-to-end play produced chances for both teams near the end of regulation, it was Sanchez who set up the game-winner three minutes into stoppage time with a brilliant dribble and pass from the right wing. She beat a defender around the corner, got to the end line and played a pass back on the ground that was dummed by Pugh and rolled to the crashing Kelcie Hedge, who had entered the game in the 68th minute. Near the right edge of the six-yard box, Hedge spun her first-time shot off the foot of a defender from about eight yards out and it settled into the lower left corner for the game-winner.

The tremendous talent and overall strength of the Asian teams was on display in the semifinal round. The USA met eventual champion Korea DPR in the semifinal and played an excellent first 30 minutes, but as the match wore on, the technical savvy and power of an organized Korea DPR team put the USA on its heels. In the 51st minute, the Koreans got their goal from the penalty spot after U.S. midfielder Katie Cousins was whistled for a handball while blocking a shot and Jon So Yon converted her spot kick.

The Americans kept fighting and, as they'd done all tournament, got a goal when they needed one. As the game entered the 89th minute, forward Jessie Scarpa cut back on her defender from the left wing and sent a cross into the penalty area for Pugh. She took a hard touch and it bounced off a defender, then back off Pugh, before a Korea defender made a poor clearance. Defender Natalie Jacobs came flying through to hit an athletic left-footed, first-time volley that looped into the right side of the net to tie the game.

Due to the cooling breaks and several injuries in the stifling heat, seven minutes of stoppage time were added to the end of the match that saw some wild end-to-end play. The USA was forced to play the last four minutes of stoppage time with 10 players when Watt, its fastest player, had to go out injured after the Americans had already made their three allowed substitutes in regulation. After the USA dodged a few quality scoring chances from Korea DPR in second half stoppage time, U.S. head coach Michelle French was able to utilize the new rule allowing for a fourth sub in overtime and sent on Courtney Peterson for Watt.

Korea DPR wasted no time going ahead, however, creating a very nice goal less than a minute into the first overtime. The USA tried to push for a second equalizer and battled with tremendous heart until the end, but a clearly fatigued U.S. team could not find the net again.

The U.S. team expended a tremendous amount of energy in the tournament but still had enough left in the third-place match to hold a supremely talented Japan without a goal – with Murphy making several excellent saves along the way -- until the 87th minute, when Golden Boot winner Mami Ueno looped in the game-winner from the left side of the penalty box.

Although the USA did not get on the podium, the tournament did showcase some bright young stars, most notably Pugh, Sanchez and Murphy. At the time, the third-place match was just the second game the USA had lost in regulation time in its history at this tournament.

Sixth FIFA U-20 Women's World Cup - Papua New Guinea '16

Date	Opponent	Result	U.S. Goals	Location	Attendance
Nov. 14	France	0-0 T	–	Port Moresby, PNG	2,033
Nov. 17	New Zealand	3-1 W	Sanchez, Pugh, Watt	Port Moresby, PNG	2,399
Nov. 21	Ghana	1-1 T	Pugh	Port Moresby, PNG	3,076
Nov. 25	Mexico	2-1 W	Watt, Hedge	Port Moresby, PNG	4,245
Nov. 29	Korea DPR	1-2 L OT	Jacobs	Port Moresby, PNG	5,037
Dec. 3	Japan	0-1 L	–	Port Moresby, PNG	8,093
Champion: Korea DPR			Runner-Up: France	USA finish: Fourth	

MOST VALUABLE PLAYER

Golden Ball: Hina Sugita (JPN)
Silver Ball: Kim So-Hyang (PRK)
Bronze Ball: Delphine Cascarino (FRA)

TOP SCORER

Golden Boot: Mami Ueno (JPN)
Silver Boot: Gabi Nunes (BRA)
Bronze Boot: Stina Blackstenius (SWE)

TOP GOALKEEPER

Mylene Chavas (FRA)

FIFA did not select an all-tournament team

THE PAIN OF PENALTIES, AGAIN (2014)

The 2014 FIFA U-20 Women's World cup opened with a rare meeting between the 2012 finalists. This time, Germany came out on top, scoring two second half goals to down the USA in the first game of Group B. The Americans rebounded with two wins by shutout over Brazil and China PR to earn second place in the group and a spot in the quarterfinal.

Forward Lindsey Horan, the first professional to represent the USA in the U-20 Women's World Cup, showed why she was one of the world's best young players, scoring three of the four goals over the final two group matches. Her goal against Brazil in a tremendously hard-fought match came with eight minutes left to play. Rose Lavelle added a clinching score against China during a 3-0 victory in Moncton, Canada.

The USA's first three games were played on artificial turf, but on grass in Toronto at BMO Field, the USA met the North Koreans in the quarterfinal, the same country it had beaten at this stage four years ago. This time the Koreans turned the tables in a competitive match that saw Makenzy Doniak open the scoring for the USA in just the sixth minute. North Korea tied the game on a penalty kick in the 65th minute and the teams played scoreless through the rest of regulation and overtime.

Unfortunately, the USA missed its first three penalty kick attempts. While Stephanie Amack converted on the fourth try, the Americans had dug themselves too deep a hole and the Koreans prevailed 3-1 in the shootout, sending the USA home before the semifinal for just the second time.

Through this tournament, the USA had only lost one knockout match in regulation time in the seven tournaments, that coming to Germany in the 2004 semifinal.

Fifth FIFA U-20 Women's World Championship - Canada '14

Date	Opponent	Result	U.S. Goals	Location
Aug. 5	Germany	0-2 L	–	Edmonton, Canada
Aug. 8	Brazil	1-0 W	Horan	Edmonton, Canada
Aug. 12	China PR	3-0 W	Horan (2), Lavelle	Moncton, Canada
Aug. 16	Korea DPR	1-1 T (1-3 PKs)	Doniak	Toronto, Canada
Champion: Germany			Runner-Up: Nigeria	USA finish: Fifth

MOST VALUABLE PLAYER

Golden Ball: Asisat Oshoala (NGA)

Silver Ball: Griedge Mbock Bathy (FRA)

Bronze Ball: Claire Lavogez (FRA)

TOP SCORER

Golden Boot: Asisat Oshoala (NGA)

Silver Boot: Pauline Bremer (GER)

Bronze Boot: Sara Daebritz (GER)

TOP GOALKEEPER

Meike Kaemper (GER)

FIFA did not select an all-tournament team

TOP OF THE PODIUM IN TOKYO (2012)

The 2012 FIFA U-20 Women's World Cup in Japan was a triumph of American spirit as well as Japanese character. The hosts organized a fantastic tournament on short notice after it was moved from Uzbekistan and then captured the attention of the nation with some tremendously attractive soccer played with unabashed joy. The Japanese fell to the powerful Germans in the semifinal (after giving up three goals inside of 20 minutes) while the USA defeated a talented Nigeria team to make the World Cup Final and then triumphed 1-0 on a goal from speedy attacker Kealia Ohai.

What made the USA's march to the tournament title even more special was the adversity the team faced in group play. After a convincing 4-0 opening game victory against Ghana, featuring a hat trick from Maya Hayes, the USA tied China PR 1-1 and then got smashed by Germany, 3-0.

Those results gave the Americans a remarkably tough road to the championship as they would have to defeat three group winners along the way. First up was a Korea DPR side that featured 10 players from its 2012 London Olympic Team. Seven North Koreans who played against the full U.S. Women's National Team at the Olympics during the USA's 1-0 group play victory at Old Trafford in Manchester, England, played against the U.S. U-20s in the quarterfinal, and the Koreans came into the game with a tournament-high 15 goals. The USA got a wonder-strike from distance from Vanessa DiBernardo and an overtime header from Chioma Udogagu to earn the hard-fought 2-1 win and a berth to the semifinal against Nigeria, the country that had knocked the USA out of the U-20 World Cup two years earlier in the quarterfinal stage.

The Americans played a tremendous match against Nigeria in the 2-0 victory, getting a header goal from Morgan Brian and a strike off a beautiful run from Ohai. That victory earned the USA another shot at Germany, which made the championship game without allowing a goal in its previous five games of the tournament.

The USA ruined Germany's perfect record just before halftime as Crystal Dunn's dynamic run with the ball down the right flank in the 44th minute set up Ohai for what would be the game winner.

The USA played stout defense in the second half, led by center backs Cari Roccaro and Julie Johnston – who would win the Bronze Ball as the third best player in the tournament – and got several clutch saves from goalkeeper Bryane Heaberlin to earn the historic victory.

Fourth FIFA U-20 Women's World Cup - Japan '12

Date	Opponent	Result	U.S. Goals	Location	Attendance
Aug. 20	Ghana	4-0 W	Own goal, Hayes (3)	Hiroshima, Japan	2,582
Aug. 23	China	1-1 T	Hayes	Hiroshima, Japan	3,559
Aug. 27	Germany	0-3 L	–	Rifu, Japan	1,712
Aug. 31	Korea DPR	2-1 W (OT)	DiBernardo, Udogagu	Saitama, Japan	6,284
Sept. 4	Nigeria	2-0 W	Brian, Ohai	Tokyo, Japan	28,306
Sept. 8	Germany	1-0 W	Ohai	Tokyo, Japan	31,114
Champion: USA			Runner-Up: Germany	USA finish: First	

MOST VALUABLE PLAYER

Golden Ball: Dzsenifer Marozsan (GER)

Silver Ball: Hanae Shibata (JPN)

Bronze Ball: Julie Johnston (USA)

TOP SCORER

Golden Boot: Kim Un Hwa (PRK)

Silver Boot: Yoko Tanaka (JPN)

Bronze Boot: Lena Lotzen (GER)

TOP GOALKEEPER

Laura Benkarth (GER)

FIFA did not select an all-tournament team

THE PAIN OF PENALTIES IN GERMANY (2010)

If the 2010 FIFA U-20 Women's World Cup proved anything – besides Germany's dominance at home – it's that the African teams were getting stronger. The USA drew 1-1 with both African sides it faced and was knocked out of the tournament at the quarterfinal stage.

The USA started the tournament with a tie against a tough Ghana side, although the Americans had plenty of chances to win the game, firing 25 total shots with only Sydney Leroux finding the back of the net with 20 minutes left. The young Americans rebounded to defeat Switzerland, 5-0, in its second match as Leroux notched a hat trick, the first for an American woman in a Women's World Cup since 1991 and just the third-ever for a U.S. player.

The USA then faced the Korea Republic with the group title on the line and edged the talented Koreans, 1-0, as Leroux once again found the net. That set up a quarterfinal match with Nigeria, a physical side which somehow racked up 26 fouls (with four yellow cards) to the USA's five. The Americans scored early through Amber Brooks, but gave up a bomb from distance just 11 minutes from the end of the game. The USA once again had plenty of chances to win the game, including a few in overtime, but Nigeria managed to fire a remarkable 31 shots with U.S. goalkeeper Bianca Henninger making 14 saves.

The match went to penalty kicks and U.S. U-20 veterans Christine Nairn and Leroux missed the USA's first and fourth kicks, respectively, while Nigeria made all four, but not without controversy. Henninger twice saved the shot of Nigeria's third kicker, only to have both wiped away and ordered retaken by the referee. Nigeria finally tallied on its third chance.

Leroux's five goals, which won her the Bronze Shoe as the third-leading scorer in the tournament, combined with the five she scored in 2008 in Chile, gave her the most for a U.S. player in U-20 Women's World Cup history. Henninger, who gave up just two goals in the tournament, won the Golden Glove as the best goalkeeper in the competition.

Third FIFA U-20 Women's World Cup - Germany '10

Date	Opponent	Result	U.S. Goal Scorers	Location	Attendance
July 14	Ghana	1-1 T	Leroux	Dresden, Germany	9,430
July 17	Switzerland	5-0 W	K. Mewis, Leroux (3), Bywaters	Dresden, Germany	17,234
July 21	Korea Rep.	1-0 W	Leroux	Bielefeld, Germany	5,420
July 25	Nigeria	1-1 T (2-4 pk)	Brooks	Augsburg, Germany	7,135
Champion: Germany			Runner-Up: Nigeria	USA finish: Fifth	

MOST VALUABLE PLAYER

Golden Ball: Alexandra Popp (GER)
Silver Ball: Ji So Yun (KOR)
Bronze Ball: Kim Kulig (GER)

TOP SCORER

Golden Boot: Alexandra Popp (GER)
Silver Boot: Ji So Yun (KOR)
Bronze Boot: Sydney Leroux (USA)

TOP GOALKEEPER

Bianca Henninger (USA)

FIFA did not select an all-tournament team

GLORY REGAINED IN CHILE (2008)

The 2008 U.S. Under-20 Women's World Cup Team put together one of the most complete performances ever for a U.S. team at a world championship event, scoring 12 goals while allowing just three on the way to a glorious 2-1 title game victory over defending U-20 world champions Korea DPR. The fans in Chile adopted the U.S. team during the tournament as the players had once-in-a-lifetime experiences during the first-ever FIFA Women's World Cup in South America.

Forwards Sydney Leroux and Alex Morgan had fantastic tournaments, accounting for nine of the USA's 12 goals. The USA took home an unprecedented amount of hardware as Leroux won the Golden Ball as the best player in the tournament and the Golden Shoe as the top scorer with five goals. Morgan, who scored four times, won the Silver Ball and the Bronze Shoe while goalkeeper Alyssa Naeher, who allowed just one goal over the five brilliant matches in which she played, took home the Golden Glove. The USA also won the FIFA Fair Play Award.

The U.S. started off with two convincing 3-0 wins over France and Argentina. With the top spot in the group locked up after just two matches, DiCicco played numerous reserves in the third group game against China PR, a 2-0 loss.

The Americans rolled to a 3-0 win against England in the quarterfinal as captain Keelin Winters scored on a fantastic header to get things started. The Americans then out-battled the Germans, getting an own goal on a cross from Nikki Washington as well as a hustling slide from Leroux.

The win set up a championship game meeting with Korea DPR. Leroux scored a fantastic goal from distance in the 23rd minute and Morgan added another brilliant long-range strike just before halftime that goes down as one of the greatest ever goals for a U.S. player in a world championship final. The dangerous Koreans attacked with fervor, but the U.S. defense stayed strong, led by center backs Nikki Marshall and Lauren Fowlkes. The Asian champions did pull a goal back in the second minute of second half stoppage time, but the Americans would lift the trophy in front of an appreciative crowd in Santiago.

Second FIFA U-20 Women's World Cup - Chile '08

Date	Opponent	Result	U.S. Goals	Location	Attendance
Nov. 19	France	3-0 W	Morgan, Leroux (2)	Chillan, Chile	4,300
Nov. 23	Argentina	3-0 W	Edwards, Morgan (2)	Chillan, Chile	7,590
Nov. 26	China PR	0-2 L	—	Temuco, Chile	18,125
Nov. 30	England	3-0 W	Winters, Leroux (2)	Chillan, Chile	11,080
Dec. 4	Germany	1-0 W	Own Goal	Coquimbo, Chile	15,548
Dec. 7	Korea DPR	2-1 W	Leroux, Morgan	Santiago, Chile	12,000
Champion: USA			Runner-Up: Korea DPR	USA finish: First	

MOST VALUABLE PLAYER

Golden Ball: Sydney Leroux (USA)
Silver Ball: Alex Morgan (USA)
Bronze Ball: Eugenie Le Sommer (FRA)

TOP SCORER

Golden Boot: Sydney Leroux (USA)
Silver Boot: Ri Ye Gyong (PRK)
Bronze Boot: Alex Morgan (USA)

TOP GOALKEEPER

Golden Glove: Alyssa Naehar (USA)

UNFORTUNATE FOURTH IN RUSSIA (2006)

The USA's 2006 U-20 team disappointed in its results at the world championship in Russia, taking fourth and becoming the only U.S. women's team to finish out of the top three at a FIFA world championship to that point. The U.S. team had played 50 matches against national teams, colleges and women's clubs in 2006 leading into the world championship and had never failed to score at least one goal, but somehow could not muster one in the semifinal or third place match, which both went to penalty kicks. The U.S. team had kicks to win both games only to miss, and then miss the next as well.

In group play, the USA struggled a bit early as U.S. head coach Tim Schulz utilized his entire roster. The U.S. U-20s opened the tournament with a 2-1 win over minnow DR Congo. The young Americans then defeated Argentina 4-1 in a match that could easily have seen more U.S. goals, and put together a quality performance in the final first round match to defeat France 1-0 on a goal from Jessica Rostedt.

In the quarterfinal round, the USA looked to be the favorite after trouncing defending champion Germany 4-1 as Danesha Adams scored twice, but then came the scoreless semifinal and third-place match against China PR and Brazil, respectively, and the painful penalty kick shootouts.

Standouts on the U.S. team included Adams, a midfielder/forward, who won the Bronze Ball as the third-best player in the tournament, as well as goalkeeper Val Henderson and midfielder Amanda Poach, who along with Adams made the All-Tournament Team. Flank defender Tobin Heath and flank midfielder Kelley O'Hara (two goals) also had fine tournaments for the USA.

This U.S. team featured several players with bright futures on the full National Team, including forwards Amy Rodriguez (who scored twice in her second youth world championship), Lauren Cheney, Heath and Stephanie Lopez.

First FIFA U-20 Women's World Cup - Russia '06

Date	Opponent	Result	U.S. Goals	Location	Attendance
Aug. 18	DR Congo	2-1 W	O'Hara, Rodriguez	Moscow, Russia	300
Aug. 21	Argentina	4-1 W	Rostedt, Adams, Long, Nogueira	Moscow, Russia	200
Aug. 24	France	1-0 W	Rostedt	Moscow, Russia	300
Aug. 27	Germany	4-1 W	O'Hara, Adams (2), Rodriguez	St. Petersburg, Russia	750
Aug. 31	China PR	0-0 T	(4-5 in PKs)	Moscow, Russia	1,000
Sept. 3	Brazil	0-0 T	(5-6 in PKs)	Moscow, Russia	8,500
Champion: Korea DPR			Runner-Up: China PR	USA Finish: Fourth	

MOST VALUABLE PLAYER

Golden Ball: Ma Xiaoxu (CHN)
Silver Ball: Zhang Yanru (CHN)
Bronze Ball: Danesha Adams (USA)

TOP SCORER

Golden Boot: Ma Xiaoxu (CHN)
Silver Boot: Kim Song Hui (PRK)
Bronze Boot: Anna Blaessee (GER)

ALL-TOURNAMENT TEAM

Goalkeepers: Zhang Yanru (CHN), Val Henderson (USA) – Defenders: Daiane (BRA), Coralie Ducher (FRA), Babett Peter (GER), Hong Myong Gum (PRK), Ri Jin Ok (PRK), Ri Un Hyang (PRK) – Midfielders: Collette McCallum (AUS), Cynthia Uwak (NGA), Celia Okoyino Da Mabi (GER), Kim Kyong Hwa (PRK), Kim Chun Hui (PRK), Amanda Poach (USA) – Forwards: Fabiana (BRA), Ma Xiaoxu (CHN), Armandine Henry (FRA), Rita Chikwelu (NGA), Kil Son Hui (PRK), Elana Danilova (RUS), Danesha Adams (USA)

TAKING THIRD IN THAILAND (2004)

The 2004 U.S. U-19 Women's National Team was going to be hard-pressed to live up to the standards set by the 2002 squad, which won the first-ever world youth championship for women while rolling over the competition in Canada, but amazingly, they almost did. Featuring four players from the 2002 squad, the 2004 team in Thailand put on one of the finest displays of soccer ever seen by a U.S. team in a world championship to win a difficult Group C that featured Asian champion Korea Republic, European champion Spain and Russia.

The USA opened the tournament with a 3-0 victory over Korea Republic, scored in just the second minute in a 4-1 victory over Russia and finished group play with a highly professional 1-0 win over Spain as Jessica Rostedt provided the lone goal. The USA dominated Australia 2-0 in the quarterfinals as Angie Woznuk came off the bench to help create both goals, but ran into a wall in the always tough and talented Germans in the semifinal and fell 3-1 to end its dreams of a second world youth title. The young U.S. team rebounded remarkably well in the Third-Place match, taking out Brazil 3-0 despite the South Americans featuring the virtuoso attacking duo of Marta and Cristiane from their silver-medal winning team at the 2004 Olympics.

It was a breakout tournament for Woznuk, the USA's dynamic attacking midfielder, who won the Silver Ball as the second Most Valuable Player and the Bronze Boot as the third-leading scorer in the competition despite battling a foot injury throughout. A new wave of talented American strikers also emerged as 17-year-old Amy Rodriguez scored two goals while 18-year-old Rostedt and 19-year-old Megan Rapinoe scored three goals each.

Like she did for the 2002 U-19 squad, goalkeeper Ashlyn Harris played every minute and was once again stellar, sealing her status as one of the top young goalkeepers in the world. Harris earned All-Tournament recognition along with Woznuk and center-back Becky Sauerbrunn, who teamed with Rachel Buehler to form a bruising partnership in the middle of the U.S. back line. Left back Stephanie Lopez also showed signs of future U.S. stardom while the USA was awarded the FIFA Fair Play Award, getting just two yellow cards in the tournament.

Second FIFA U-19 Women's World Cup - Thailand '04

Date	Opponent	Result	U.S. Goal Scorers	Location	Attendance
Nov. 11	Korea Rep.	3-0 W	Woznuk, Rodriguez, Gray	Phuket, Thailand	9,900
Nov. 14	Russia	4-1 W	Woznuk, Rostedt (2), Rapinoe	Phuket, Thailand	8,500
Nov. 18	Spain	1-0 W	Rostedt	Phuket, Thailand	9,500
Nov. 21	Australia	2-0 W	Rodriguez, Rapinoe	Chiang Mai, Thailand	8,280
Nov. 24	Germany	1-3 L	Own Goal	Bangkok, Thailand	10,500
Nov. 27	Brazil	3-0 W	Hanks, Rapinoe, Woznuk	Bangkok, Thailand	23,000
Champion: Germany			Runner-Up: China PR	USA finish: Third	

MOST VALUABLE PLAYER

Golden Ball: Marta (BRA)

Silver Ball: Angie Woznuk (USA)

Bronze Ball: Anja Mittag (GER)

TOP SCORER

Golden Boot: Brittany Timko (CAN)

Silver Boot: Anja Mittag (GER)

Bronze Boot: Angie Woznuk (USA)

ALL-TOURNAMENT TEAM

Goalkeepers: Elvira Todua (RUS), Ashlyn Harris (USA) – Defenders: Kun Wang (CHN), Akudo Sabi (NGA), Elena Semenchenko (RUS), Supaphon Kaoban (THA), Becky Sauerbrunn (USA) – Midfielders: Marta (BRA), Ying Zhang (CHN), Simone Laudehr (GER), Patricia Hanebeck (GER), Jang Mi Lee (KOR), Svetlana Tsidikova (RUS), Angie Woznuk (USA) – Forwards: Cristiane (BRA), Brittany Timko (CAN), Veronica Boquete (ESP), Anja Mittag (GER)

HISTORIC WIN IN CANADA (2002)

In the first FIFA tournament for U-19s, under the most adverse conditions and on the biggest of stages, the U.S. Under-19 Women's National Team achieved one of the most historic victories in U.S. Soccer history, defeating host Canada 1-0 on Sept. 1, 2002, in front of 47,784 fans at Commonwealth Stadium in Edmonton, Alberta, to win the 2002 FIFA Under-19 Women's World Championship.

This unique group of teenagers represented the first young women in U.S. history with the opportunity to play in a sanctioned FIFA world championship. They embraced that challenge, played the semifinal and championship game in front of massive crowds and a world-wide TV audience, and came out champions, showing with unbridled emotion that all young girls in the United States could look forward to the chance to be a world champion as a youth player.

On the field, the young U.S. players had to maintain their composure in the championship game, played in front of a massive Canadian crowd, awash with red-and-white flags. Substitute Megan Kakadelas created the winning goal by curving a cross on the ground into the penalty area late in overtime. The ball was kept alive by

a darting Heather O'Reilly, who crashed into a defender on a hard near post run. The ball squirted across the goalmouth to U.S. captain Lindsay Tarpley who pounded a shot into the net from close range to end the game.

With the win, the U-19s added another first to the glorious history of the U.S. Women's National Team program, which claimed the first Women's World Cup and the first Olympic gold medal for women's soccer. The USA rolled through Group play, defeating England 5-1, Australia 4-0 and Chinese Taipei 6-0, before blasting Denmark 6-0 in the quarterfinal match. The USA fell behind 1-0 to Germany in the semifinal, before storming back to win 4-1 on two goals from Wilson, one from Tarpley and one from defender Jill Oakes.

Tarpley was awarded with the Bronze Boot as the third leading scorer in the tournament with six goals while Kelly Wilson earned the Silver Boot as the tournament's second-leading scorer with nine goals in just five games. Wilson also picked up the Bronze Ball as the third most valuable player in the tournament.

The victory was the end of a glorious two-year run to the tournament in which the first crop of U-19s went 21-1-1 in international competition and formed a family bond that carried them past an excellent and tough Canadian team, and their massive fan support, to the first-ever world championship for youth women.

"The journey not only made us better players, but it showed us that great things can be accomplished through hard work, love and belief," said Tarpley, who two years later would score for the USA in the Olympic gold medal match. "Over the last two years, we've had some amazing times on the soccer field, but it's the friendships we'll carry forever. I know we will look back at this 20 years from now with the same feelings for each other that we have now. We'll remember the day we became world champions together."

First FIFA U-19 Women's World Cup - Canada '02

Date	Opponent	Result	U.S. Goal Scorers	Location	Attendance
Aug. 17	England	5-1 W	Tarpley, Osborne, O'Reilly, Wilson (2)	Victoria, B.C.	2,500
Aug. 19	Australia	4-0 W	Wilson (2), Osborne, O'Reilly	Victoria, B.C.	2,600
Aug. 21	Chinese Taipei	6-0 W	Kakadelas, Tarpley (2), Buehler, Hanks, Ebner	Victoria, B.C.	2,800
Aug. 25	Denmark	6-0 W	O'Reilly (2), Wilson (3), Tarpley	Victoria, B.C.	4,800
Aug. 29	Germany	4-1 W	Tarpley, Wilson (2), Oakes	Edmonton, Alberta	25,000
Sept. 1	Canada	1-0 W	Tarpley	Edmonton, Alberta	47,784
Champion: USA			Runner-up: Canada	USA finish: First	

MOST VALUABLE PLAYER

Golden Ball: Christine Sinclair (CAN)

Silver Ball: Marta (BRA)

Bronze Ball: Kelly Wilson (USA)

TOP SCORER

Golden Boot: Christine Sinclair (CAN)

Silver Boot: Kelly Wilson (USA)

Bronze Boot: Lindsay Tarpley (USA)

ALL-TOURNAMENT TEAM

Goalkeepers: Miho Fukumoto (JPN), Erin McLeod (CAN) – Defenders: Candace Chapman (CAN), Daiane (BRA), Jill Oakes (USA), Jessica Wright (ENG) – Midfielders: Linda Bresonik (GER), Ifeanyi Chiejine (NGA), Daniela (BRA), Carmelina Moscato (CAN), Johanna Rasmussen (DEN) – Forwards: Marta (BRA), Heather O'Reilly (USA), Christine Sinclair (CAN), Lindsay Tarpley (USA), Kelly Wilson (USA)

U.S. UNDER-19
WOMEN'S NATIONAL TEAM

U.S. UNDER-19 WOMEN'S NATIONAL TEAM SUPPORTS U-20S

The U.S. Under-19 Women's National Team was re-instituted in 2015. Prior to that year, the last time U.S. Soccer had programming at the U-19 level was 2004, which was the year that the final FIFA Women's World Cup was held at the U-19 level before it moved to U-20 in 2006.

Although the U.S. Under-19 Women's National Team will never again compete for a world title, it has a rich history. In 2002, led by future Women's National Team stars Heather O'Reilly, Lindsay Tarpley and Lori Chalupny as well as numerous players who went on to successful professional and international careers, the U-19 WYNT won the first World Cup title for youth women in a tournament played in Canada. The final U.S. U-19 Women's World Cup Team, also featuring many players who would go on to successful careers, finished third at the 2004 FIFA U-19 Women's World Cup in Thailand.

Players from the pool for the U-19s will be brought to several training camps over the course of the year in order to expose more players of this age to the National Team camp environment as well as give activity to the younger group of players in the pool competing for spots on the FIFA U-20 Women's World Cup Team. The player pool is identified on a year-round basis, through U.S. Soccer YNT Identification Centers, club soccer, ODP interregional events and younger Women's National Team camps.

Camps are often scheduled to run concurrently with other YNT camps to give the players an opportunity to watch and play against older players and learn through those experiences. While the U-19s did not have any programming in 2021 and 2022, partly due to the global pandemic, in 2023, the USA took a U-19 WYNT to the Pan American Games in Chile and brought home a bronze medal, giving numerous players valuable experience that they would put to use the following year at the FIFA U-20 Women's World Cup. In 2024, the U-19 group had the chance to play two international matches against Spain in Alicante, losing 3-0 and drawing 3-3.

Players in this year's group of U-19s are born on or after Jan. 1, 2006, turning to 2007s in August. Players age-eligible for the 2024 FIFA U-20 Women's World Cup are those born on or after Jan. 1, 2006.

2024 U.S. UNDER-19 WNT STATISTICS

Name	2024 International Stats						Career U-19
	Pos.	GP/GS	Min	G	A	Y/R	Caps/Goals
Alvarez, Aven	D	2/2	138	0	0	0	7/0
Baumann, Hailey	D	1/1	90	0	0	0	1/0
Bhuta, Mia	D	1/1	118	0	0	0	2/0
Engle, Izzy	F	2/1	90	1	0	0	2/1
Halpern, Addison	M	2/1	107	0	0	0	2/0
Harvey, Shae	M	2/1	90	0	0	0	2/0
Jung, Joelle	M	2/1	86	0	0	0	2/0
Klein, Reese	D	2/1	107	0	0	0	2/0
McDonald, Ava	F	1/1	45	0	0	0	5/3
O'Donnell, Miri	F	2/1	90	0	0	0	2/0
Oliaro, Mia	F	2/1	135	1	0	0	2/1
Restovich, Grace	M	2/1	90	0	0	0	7/1
Roller, Cameron	D	2/2	135	0	0	0	2/0
Smith, Sammy	D	2/1	118	0	0	0	7/0
Stauder, Kiera	D	2/1	118	0	0	0	2/0
Thomas, Jaden	F	2/0	32	0	0	0	2/0
Ullmark, Linda	M	2/1	63	0	0	0	2/0
Winn, Bella	F	2/2	148	1	0	0	2/1
Own Goal				0			
TOTAL		2/2	180	3	0	0	
Opponents		2/2	180	6	1	0	

GOALKEEPING STATISTICS

Name	2024 International Stats									Career U-19		
	GP/GS	Min	W	L	T	GF	GA	SO*	GAA	W	L	T
Kasica, Sonoma	1/1	90	0	0	1	3	3	0	3.00	2	1	1
Titmuss, Kealey	1/1	90	0	1	0	0	3	0	3.00	2	1	0
TOTAL	2/2	180	0	1	1	3	6	0	3.00			
Opponents	2/2	180	1	0	1	6	3	1	1.50			

2024 U.S. UNDER-19 WNT RESULTS

U-19 International Record: 0-1-1 (GF: 3, GA:6)

Date	Opponent	Result	U.S. Goal Scorers	Location
May 31	Spain U-19 WNT	0-3 L	--	Alicante, Spain
June 3	Spain U-19 WNT	3-3 T	Oliaro, Winn, Engle	Alicante, Spain

Goal Scorers: Izzy Engle, Mia Oliaro, Bella Winn

U.S. UNDER-18 WOMEN'S NATIONAL TEAM

U.S. UNDER-18 WOMEN'S NATIONAL TEAM BRIDGES GAP

In 2008, the U.S. Under-18 Women's National Team was reinstituted (after having existed from 1998-2001) to give international competition to players who have just finished a cycle with the U.S. U-17s but are a year away from the next U-20 cycle.

This year's group of players will not have extensive programming, but in other years, the schedule will consist of several domestic training camps and perhaps an international trip. Several of the U-18s may be called into U-19 or U-20 events as that group of players prepares for the 2024 FIFA Under-20 Women's World Cup.

The U-18 WNT provides a transition for a number of those players that could possibly make up the core of the team that would attempt to qualify for the following U-20 Women's World Cup or even contribute to the current cycle of U-20s. The U-18s also provide a proving ground for players in the U-20 pool who may be just below the core group training for the U-20 Women's World Cup, giving them an environment to show that they are worthy of being pulled back into the top tier of U-20s.

In 2021 and 2022, all U-18 WNT programming was cancelled due to the global pandemic, and in 2023, the team also did not have programming, but the U.S. U-19 WYNT did play in the Pan American Games in Chile, winning a bronze medal.

In 2020, before the COVID-19 pandemic shut down all U-18 programming, the U-18s played three matches during a tournament in Lakewood Ranch, Florida, defeating China PR 2-0 and Norway 5-0 before falling to the Netherlands, 2-1.

In 2019, the U-18s played just two international matches, both against England in England, winning one and tying one. In 2018, the U-18s played five international matches, once again all abroad, three during the La Manga Tournament in Spain and two in Switzerland. The USA went 1-1-3 in those games against top European sides.

In 2017, the U-18s played all six of its international matches abroad, traveling to England and to Australia. The USA defeated England while tying and beating Norway during its trip to England. In Canberra, the USA fell to the Canada U-20s but beat Australia twice to finish with a 4-1-1 record.

In 2016, the U-18s had an excellent slate of international matches, playing games in Spain, England and Northern Ireland over the course of the year. The USA went 4-2-2 with wins against England U-19, Norway U-19, France U-19 and Northern Ireland U-19. The USA picked up draws against Denmark U-19 and England U-18. The only losses both came to England, to the U-18s and U-19s.

In 2015, the team had several domestic events and an international trip to play the Mexico U-20s while compiling a record of 3-1-2. In 2014, the team mostly had domestic events while compiling a 1-3-3 overall record, but did get in two valuable international trips, one to La Manga, Spain, for a tournament against older national teams and a trip to Mexico City for two games against the Mexico U-20s that produced a win and a draw.

In 2013, the team played a series of domestic matches, going 4-1-1 against colleges and women's clubs. In 2012, the squad had three training camps and compiled a record of 2-1-1, which included two matches against top Chinese women's club Shanghai FC.

In 2011, the squad went 3-1-1, including a victory over the German U-18s and a loss to the Japanese U-20s. In 2010, the squad went 4-2-2 and in 2009, head coach Dave Chesler led the team to a 4-0-3 record, which included a 5-1 victory against the Canada U-20 team.

Dean Duerst, who coached the U.S. U-17s in 2007, led the 2008 U-18s to a highly successful year, defeating three college teams and winning six games against European U-19 sides in Europe.

The U.S. U-18s had a nice run of success during the late 1990s, winning the 1999 Pan American Games in Canada and going 14-0-3 during the year. Shannon Cirovski, a veteran of the USA's 1991 FIFA Women's World Cup championship team, was the first coach of the U-18s in 1998 before then U.S. Women's National Team assistant coach Jay Hoffman grabbed the reins and guided the team to Pan Am gold.

Chesler coached the U-18s in 2009 and 2010 and former Youth Women's National Teams Director April Heinrichs coached the team from 2011-2016, before Jaime Frias took over as the full-time head coach for 2017 and 2018.

U.S. UNDER-17 WOMEN'S NATIONAL TEAM

U.S. UNDER-17 WOMEN'S NATIONAL TEAM LOOKS TOWARD 2025 FIFA U-17 WOMEN'S WORLD CUP

The U.S. Under-17 Women's National Team will play its 23rd year of existence as it heads into 2025 with the goal of qualifying for the 2025 FIFA U-17 Women's World Cup. Players eligible for the next U-17 Women's World Cup must be born on or after Jan. 1, 2008.

It's a whole new world for the U.S. U-17 WNT as FIFA will now stage its World Cup annually. The first five editions will be held in Morocco, with this year's tournament Oct. 17-Nov. 8 and will feature 24 nations for the first time. To get there, the USA must qualify via a new Concacaf format. Starting with the 2025 edition of CONCACAF Women's U-17 Championship, the top four ranked U-17 WNTs will automatically qualify for the final tournament and teams ranked from fifth and below will compete in a pre-qualifying tournament. In the qualifying phase participating teams will be split into six groups. After a round-robin tournament, each group winner and the top two ranked second place teams will qualify for the final tournament in March/April 2025. The final qualifying tournament will be organized into three groups of four teams each, with each group winner and the highest ranked second place team qualifying for the 2025 FIFA U-17 Women's World Cup.

U.S. Soccer first added the U-17 Women's National Team to its programming at the end of 2002. The U-17 program was initiated as U.S. Soccer felt it was vitally important to get more talented young players training with National Team coaches and with the best players in their age group. The philosophy for the U-17s is to accelerate the development of the USA's best young players and better prepare them for the game's highest levels through training with top players and international matches.

Starting in 2008, the age group got its own world championship, an exciting prospect for the young Americans who will get the chance to compete for their country in a Concacaf qualifying competition and then, potentially, the FIFA U-17 Women's World Cup.

HISTORY OF THE U.S. UNDER-17 WNT

In 2024, the U.S. U-17 WNT had a banner year, advancing the final four of the FIFA U-17 Women's World Cup in the Dominican Republic and eventually finishing third, its best placement since the inaugural U-17 WWC in 2008 when the younger Americans took second. The USA earned its berth in the DR by running roughshod over the competition at the 2024 Concacaf Women's U-17 Championship in Mexico. The USA outscored the competition 32-2 over the five matches and defeated Haiti 7-1 in the semifinal to earn its World Cup berth before taking down host Mexico, 4-0, to win the regional title. Midfielder Kennedy Fuller led the USA in scoring with eight goals and won the Golden Boot as the top scorer in the tournament. Forward Alex Pfeiffer scored six times, forward Maya Townes scored five goals and midfielder Kimmi Ascanio had four. At the World Cup, the USA fell to reigning champions Spain, 3-1, to open the tournament but then reeled off three straight wins, including a 2-0 quarterfinal triumph over Nigeria, the team that had knocked the USA out of the U-17 World Cup in penalty kicks in 2022 in India. The USA fell to the eventual champion Korea DPR, 1-0, in the semifinal, but rebounded to trounce England, 3-0, and take the bronze. Kennedy Fuller, Ainsley McCammon and Maddie Padelski scored in that match. Fuller led the USA in scoring on the year with 13 goals and five assists.

In 2023, a group of players primarily born in 2006 had a successful trip to England in February, losing a wild 5-4 match before winning the second game, 3-1. Onyeka Gamero, Kendall Bodak and Emeri Adames all scored in both games. When the 2007s became the primary age group for the U-17s during the summer, that team was able to play two matches against Japan in September, winning 2-0 and tying 3-3, in games that served as preparation for February's 2024 Concacaf Women's U-17 Championship, which is the qualifying tournament for the 2024 FIFA U-17 Women's World Cup.

In 2022, a wonderfully talented group of players had an excellent run, storming through the Concacaf Women's U-17 Championship, winning its group at 2022 FIFA U-17 Women's World Cup and going unbeaten in regulation for the entire year with an 11-0-3 record. During the qualifying tournament in the Dominican Republic, the U-17s set several records while winning all seven matches and piling up a 58-1 margin of victory which included a 3-0 win over Canada in the semifinal to earn a berth to the World Cup and a 2-1 victory over Mexico in the title game. Forwards Melina Rebimbas and Amalia Villareal each scored eight goals during qualifying to lead the team while Charlotte Kohler and Claire Hutton scored six apiece. At the World Cup, the USA opened with an 8-0 win over host India, drew 1-1 with Brazil and then won the group with a 4-0 victory over Morocco to become the first U.S. team to win its group at the FIFA U-17 Women's World

Cup. Despite dominating its quarterfinal against Nigeria in every way except on the scoreboard, the USA drew 1-1 in regulation and then fell in penalty kicks. Rebimbas led the USA in scoring on the year with 10 goals, including two in the World Cup while Kohler had nine, including three in the World Cup. A remarkable 18 different players scored for the USA in international matches during 2022.

In 2021, coming off a long pause in programing due to the global pandemic, the U-17s finally resumed with training camps in October and November, the latter under new head coach Natalia Astrain.

In 2020, before the U-17s even had the chance to attempt to qualify for the 2020 FIFA Under-17 Women's World Cup in India, the qualifying tournament was cancelled due to the COVID-19 pandemic. The dates for the World Cup itself were subsequently moved, and then the competition was finally cancelled in November of 2020 due to the pandemic without the Concacaf qualifying tournament ever taking place. India was then given hosting rights by FIFA for the 2022 tournament.

In 2019, the U-17s had an excellent first year of the cycle, compiling a 9-1-1 record in international play, losing only to Spain in a back-and-forth 4-3 result and tying Germany. Along the way, the USA beat Mexico, Russia, Portugal, the Czech Republic, Belgium, China and Sweden. The U.S. players certainly got a taste for international travel, playing tournaments in Spain and the Czech Republic (both of which it won) and a friendly competition in Sweden. Thirteen different players scored for the USA in 2019, led by Allyson Sentnor, who was born in 2004 and had six international goals. The U-17s scored multiple goals in 10 of its 11 games and three or more goals in nine of 11.

In 2018, the U-17s had a stellar preparation period for the Women's World Cup, playing 18 international matches in four different countries before heading to Uruguay. The USA lost just one of those games while picking up victories against Venezuela, Argentina, Uruguay, Japan, Costa Rica, Bermuda, Canada, Haiti, Mexico and Colombia. The USA won all five games at an unusual Concacaf Women's U-17 Championship, beating Costa Rica in its first game in Nicaragua before the tournament was postponed due to civil unrest. The tournament resumed about six weeks later in Florida, and the USA took care of business, winning the group before defeating Haiti in the semifinal to qualify for Uruguay, and then defeated Mexico, 3-2, in the championship game to take the regional title. At the World Cup, the USA defeated Cameroon in the opening game, but then fell to youth powers Korea DPR and Germany and did not advance out of the group. Still, the USA went 15-3-3 during the year and 40 players got experience in international matches. Hawaiian forward Sunshine Fontes had a record-breaking year, pounding in 22 goals, most-ever for a female U.S. YNT player in a calendar year, and broke the U.S. record for most career international goals at the U-17 level with 24.

In 2017, the U-17s got off to an excellent start in the first year of the cycle, getting the chance to play 13 high-level international matches as part of its preparations for Concacaf qualifying. The USA went 9-1-3, defeating Mexico, England, Italy, Japan and Haiti, with its only loss coming to China PR in a wild 5-4 game in Weifang, China. The USA got to travel abroad three times, giving the young U.S. players valuable experience playing in difficult environments. Jordan Canniff (6 goals) and Maya Doms (5 goals) led the team in scoring. The USA allowed five goals in its one loss to China but allowed just six over the other 12 games.

In 2016, the U-17s compiled a record of 13-2-2 and won the Concacaf U-17 Women's Championship with a perfect 5-0-0 record, defeating Canada 5-0 in the semifinal to qualify for the U-17 Women's World Cup and then downed Mexico in the championship game, 2-1. The USA also won the U.S. Soccer NTC Invitational at the beginning of the year, defeating the England, Korea Republic and Japan U-17 teams. At the World Cup in Jordan, the USA started strong with a 6-1 win against Paraguay as Civanna Kuhlmann scored three goals, but then lost its final two group games 2-1 to Ghana and 3-2 to Japan, and did not advance to the quarterfinals. The losses were the first in the entire cycle for a team that came into the tournament unbeaten in international matches.

In 2015, the U-17s had an extensive schedule of domestic training camps and won the second annual NTC Invitational in Carson, Calif., defeating the U-17 teams from Mexico, Canada and Japan. The year was used for growth and evaluation to prepare for the Concacaf U-17 Women's Championship at the beginning of 2016 that qualified three teams for the U-17 Women's World Cup in Jordan. The USA finished the year with a 9-0-1 record.

In 2014, the U-17s were split as the 97s finished their cycle with three tremendous results at the NTC U-17 Women's Invitational where the USA defeated China, New Zealand and eventual U-17 Women's World Cup champion Japan to win the competition, while the 99s comprised the last three events of the year and logged two dominating victories over host Korea Republic during a trip to South Korea. The USA finished the year with a 7-0-0 record.

B.J. Snow was named the first full-time head coach for the U-17 program in January of 2013. The U-17s put together a quality series of results over the year, including two draws with Germany and two dominating wins against England, but a penalty kick loss in the semifinal of the Concacaf Women's U-17 Championship knocked the Americans out of the Women's World Cup despite outscoring its opponents at the tournament by a 26-1 margin. Amazingly, it was the second time in the program's history that a team had dominated at Concacaf qualifying and failed to reach the U-17 Women's World Cup due to a penalty kick loss. Still, the USA compiled a record of 9-1-5 and many talented young players who would have bright futures with older National Teams emerged from this cycle.

The U-17s had a successful year in 2012, going 19-1-4 overall and 13-0-4 in international matches, but learned how cruel the game can be, especially in a Women's World Cup, when the squad became the first U.S. women's team to fail to advance out of group play in a World Cup tournament. Despite not losing a match, the USA's 6-0 win against Gambia and draws with eventual finalists France (0-0) and Korea DPR (1-1) made the USA the first team ever to exit a FIFA women's tournament after the group stage while earning five points.

Still, 2012 saw the USA register wins against U-17 teams from Germany and China, U-19 teams from France and the Netherlands and a win against the full Slovenian Women's National Team. The USA also drew 0-0 with China's U-20s. The USA rolled through Concacaf qualifying while earning five shutouts, outscoring its opponents 26-0, including a hard-fought 1-0 victory against Canada to win the regional title in Guatemala. Summer Green led the USA in scoring with 16 goals, including 12 at qualifying, the most ever for an American player during a Concacaf qualifying event.

In 2011, Albertin Montoya took over the program and started building and also refining the player pool as he developed a team that played an attractive ball-possession attacking style. The young U.S. team went 1-1-2 in international matches, facing Germany and Japan twice each.

The U.S. U-17s had an odd year in 2010 as head coach Kazbek Tambi put together an incredibly talented group that outscored its opponents 38-0 at Concacaf Qualifying in Costa Rica, but fell in the all-important semifinal in penalty kicks to Canada to end its World Cup dreams.

The U-17s had a tremendous build-up schedule in place that included games against the Germany, Brazil and Japan U-17s, but one missed penalty kick rendered the preparation moot. The team nevertheless went 16-2-3 during 2010, including a 13-2-3 record in international play with its only losses coming to Japan three months after the disappointment at qualifying.

In 2009, the U-17s put together an overall record of 7-2-2, including 4-2-1 in international games, and ended the year with an impressive four-game sweep of the U-17 and/or U-20 sides from Chile, Argentina and Uruguay in Buenos Aires. The U.S. played three close matches with a German team one year older to start the year but tied once and lost twice at the event in Florida.

After coaching the U.S. U-16s in 2007, Tambi moved with the age group to U-17s in 2008 to prepare for qualifying for the historic 2008 FIFA U-17 Women's World Cup, the first of its kind for this age group. In 2008, the U-17s compiled a record of 19-3-2 and 11-2-1 in international matches while winning the Concacaf qualifying tournament in Trinidad & Tobago and came within minutes of winning the inaugural FIFA U-17 Women's World Cup, eventually falling 2-1 in overtime to Korea DPR.

In 2007, as this age group began its run to the 2008 FIFA U-17 Women's World Cup, the team went 9-1-0, defeating two college teams as well youth sides from Germany (U-17), Denmark (U-19), England (U-19), Argentina (U-20) and Uruguay (U-17). The only setback was a loss to the Argentina U-17s.

In 2006, the U-17s defeated and tied the Germany U-17s twice early in the year and then lost to two women's clubs before reeling off six straight wins including a 4-1 triumph against the Argentina U-20s. The only setback in international matches was a 2-1 loss to the full Argentina Women's National Team. In 2005, the U-17s defeated Germany's U-17s twice, and defeated Japan's U-18s, but struggled on a trip to Mexico where they lost to Mexico and Canada's U-20s and Mexico's U-18s.

In 2004, the U-17s defeated Canada's U-17s with a resounding 5-2 win and downed Germany's U-17s, 2-1. In 2003, the U.S. went undefeated in international matches, defeating Canada once and Germany twice. The U-17s also went undefeated against much older competition at the U.S. Soccer Festival in Houston, Texas. In fact, the only loss of the year came in a 4-3 shootout to the U.S. U-16 Girls in the first match of the year.

The U-17s played their first three matches in late November of 2002, two against older regional teams, and then won its first international 3-0 against Scotland in Boca Raton, Fla., on Nov. 30, 2002.

2024 U.S. UNDER-17 WNT STATISTICS

2025 USWNT MEDIA GUIDE

Name	2024 International Stats							Career U-17	
	Pos.	GP/GS	Min	G	A	Y/R		Caps/Goals	
Antonucci, Scottie	M	5/1	122	0	0	0		5/0	
Armstrong, Trinity	D	10/10	804	0	0	0		10/0	
Ascanio, Kimmi	M	13/9	757	5	1	1		15/5	
Babcock, Anna	F	3/1	88	0	0	0		3/0	
Barcenas, Melanie	M	13/10	753	5	4	0		20/5	
Bello, Edra	D	2/1	90	0	0	0		2/0	
Coughlin, Lexi	D	3/1	112	0	0	0		4/0	
Cross, Riley	M	6/2	187	0	1	0		8/0	
Fuller, Kennedy	M	12/11	912	13	5	2		14/13	
Gilmore, Kiara	D	11/10	900	0	0	0		13/0	
Hardeman, Jordyn	D	8/5	554	1	1	0		10/1	
Helfrich, Carrie	F	5/3	331	1	4	0		7/1	
Johnson, Micalya	F	8/3	345	2	0	0		8/2	
Jordan, Avya	F	1/1	45	0	0	0		1/0	
King, Daya	D	11/6	628	0	0	0		13/0	
Long, Mary	F	8/6	552	3	1	0		8/3	
McCammon, Ainsley	M	11/11	981	2	1	0		11/2	
McLanahan, Rylee	F	4/2	169	1	1	0		4/1	
Nguyen, Y-Lan	M	8/2	335	1	1	0		8/1	
Padelski, Maddie	F	8/2	285	2	0	0		8/2	
Pfeiffer, Alex	F	5/3	248	6	3	1		7/9	
Powell, Leena	F	10/6	434	1	2	0		11/1	
Rodriguez, Jaiden	M	7/1	195	0	1	0		7/0	
Scott, Katie	D	13/9	692	1	3	1		15/1	
Townes, Mya	F	5/4	339	5	0	0		7/5	
Travers, Jocelyn	D	11/9	827	1	1	2		13/1	
Own Goal				1					

TOTAL	13/13	1,170	51	31	7/0
Opponents	13/13	1,170	8	1	3/0

GOALKEEPING STATISTICS

Name	2024 International Stats									Career U-17		
	GP/GS	Min	W	L	T	GF	GA	SO*	GAA	W	L	T
Dunlap, Wicki	2/1	66	0	0	0	0	0	0	0.00	0	0	0
O'Steen, Evan	7/5	526	6	1	0	17	2	4	0.34	6	1	0
Vapensky, Molly	6/6	488	4	1	0	31	5	3	0.92	5	1	0
Zorn, Kennedy	1/1	90	1	0	0	3	1	0	1.00	1	0	1
TOTAL	13/13	1,170	11	2	0	51	8	7	0.62			
Opponents	13/13	1,170	2	11	0	8	51	0	3.92			

2024 U.S. UNDER-17 WNT RESULTS

U-17 International Record: 11-2-0 (GF: 51, GA: 8)

Date	Opponent	Result	Goal Scorers	Location
Feb. 2	Panama U-17 ©	13-0 W	Townes (2), Pfeiffer (3), Fuller (5) McLanahan, Hardeman, Scott	Toluca, Mexico
Feb. 4	Puerto Rico U-17 ©	3-1 W	Helfrich, Travers, Townes	Toluca, Mexico
Feb. 6	Canada U-17 ©	5-0 W	Barcenas, Pfeiffer, Powell, Fuller, Nguyen	Toluca, Mexico
Feb. 9	Haiti U-17 ©	7-1 W	Townes, Fuller (2), Pfeiffer, Ascanio (3)	Toluca, Mexico
Feb. 11	Mexico U-17 ©	4-0 W	Townes, Ascanio, Own Goal, Pfeiffer	Toluca, Mexico
July 12	Brazil U-17	3-1 W	McCammon, Johnson, Barcenas	Kennesaw, Ga.
July 15	Brazil U-17	3-1 W	Fuller, Long(2)	Kennesaw, Ga.
Oct. 16	Spain U-17 *	1-3 L	Barcenas	Santo Domingo, D.R.
Oct. 19	Colombia U-17 *	2-0 W	Johnson, Fuller	Santo Domingo, D.R.
Oct. 22	Korea Rep. U-17 *	5-0 W	Barcenas (2), Fuller, Long, Padelski	Santiago de los Caballeros, D.R.
Oct. 26	Nigeria U-17 *	2-0 W	Fuller, Ascanio	Santiago de los Caballeros, D.R.
Oct. 30	Korea DPR U-17 *	0-1 L	--	Santo Domingo, D.R.
Nov. 3	England U-17 *	3-0 W	Fuller, McCammon, Padelski	Santo Domingo, D.R.

Goal Scorers: Kennedy Fuller (13), Alex Pfeiffer (6), Kimmi Ascanio (5), Melanie Barcenas (5), Mya Townes (5), Mary Long (3), Micayla Johnson (2), Ainsley McCammon (2), Maddie Padelski (2), Jordyn Hardeman, Carrie Helfrich, Rylee McLanahan, Y-Lan Nguyen, Leena Powell, Katie Scott, Jocelyn Travers, Own Goal

© 2024 Concacaf Women's Under-17 Championship

* 2024 FIFA U-17 Women's World Cup



CONCACAF CHAMPS: The U.S. U-17 WNT rolled to the 2024 Concacaf Women's U-17 Championship title, out-scoring its opponents 32-2.

FIFA U-17 WOMEN'S WORLD CUP HISTORY

The U.S. Under-17 Women's National Team has participated in six of the eight U-17 Women's World Cups that have been staged since FIFA began holding the competition for this age group in 2008. The USA finished the first tournament in 2008 as runner-up to Korea DPR after a 2-1 overtime loss in the final. Four years later in 2012, having missed out on the 2010 edition of the tournament, the U-17s returned to the competition, only to be eliminated in group play despite finishing level on points with eventual champion France and runner-up Korea DPR. The U-17s did not qualify for the 2014 competition but returned for the 2016 event in Jordan. At the first Women's World Cup to be held in the Middle East, the USA won its first group game but lost its next two matches and did not qualify for the knockout rounds. In 2018 in Uruguay, the USA started fast, but dropped its next two group games and did not advance. In 2020, the Concacaf U-17 Women's Championship was never played due to the COVID-19 pandemic, which was also the reason for the eventual cancellation of the FIFA Under-17 FIFA Women's World Cup in India. India was awarded by the hosting rights by FIFA for the 2022 tournament at which the USA put on an impressive performance, winning its group before falling in penalty kicks in the quarterfinal. In 2024 in the Dominican Republic, the USA made a triumphant return to the podium, placing third, its best finish since 2008.

USA RACES TO THIRD PLACE IN THE DOMINICAN REPUBLIC (2024)

In 2024, a talented group of young players – including a team-record four professional players and four more who would sign professional contracts before the year was out – made history by getting the USA back to the podium at the FIFA U-17 Women's World Cup. In a tournament held in the Concacaf region in the Dominican Republic, the USA had a difficult opening game against defending champions Spain and fell, 3-1, despite a tremendous goal from midfielder Mel Barcenas. Against Colombia in a must-win game, midfielder Kennedy Fuller scored the first of her team-leading four goals in the World Cup while forward Micayla Johnson also tallied in the 2-0 victory. It was also the first start of the tournament for 16-year-old goalkeeper Evan O'Steen and she would go on to have a stellar tournament, allowing just one more goal the rest of the way and winning the Golden Glove as the competition's top netminder. The USA then trounced Korea Republic, 5-0, to finish group play as Barcenas scored twice, Fuller scored once and forwards Mary Long and Maddie Padelski also tallied.

That set the stage for a quarterfinal clash with Nigeria, the team that knocked the USA out of the 2022 FIFA U-17 Women's World Cup in India on penalty kicks despite getting dominated in regulation time. There would be no upset this time as Fuller scored the first and midfielder Kimmi Ascanio nailed the clincher in a 2-0 victory to set up a semifinal against Korea DPR. The North Koreans proved too tough for the USA, holding the Americans without a shot on goal and triumphed, 1-0, to knock the USA into the Third-Place Match. In that game, the USA rallied and dominated England, winning 3-0 on goals from Fuller, midfielder Ainsley McCammon and Padelski to earn its first medal since the inaugural FIFA U-17 Women's World Cup. Fuller won the Silver Boot as the second leading scorer in the tournament.

The USA would finish the year with a 11W-2L-OD record, suffering the only losses of the cycle in the World Cup.

Eighth FIFA U-17 Women's World Cup – Dominican Republic '24

Date	Opponent	Result	U.S. Goal Scorers	Location	Attendance
Oct. 16	Spain	1-3 L	Barcenas	Santo Domingo, D.R.	3,234
Oct. 19	Colombia	2-0 W	Johnson, Fuller	Santo Domingo, D.R.	6,334
Oct. 22	Korea Rep.	5-0 W	Barcenas (2), Fuller, Long, Padelski	Santiago de los Caballeros, D.R.	784
Oct. 26	Nigeria	2-0 W	Fuller, Ascanio	Santiago de los Caballeros, D.R.	1,022
Oct. 30	Korea DPR	0-1 L	--	Santiago de los Caballeros, DR	2,408
Nov. 3	England	3-0 W	Fuller, McCammon, Padelski	Santo Domingo, DR	3,971

Champion: Korea DPR

Runner-Up: Spain

USA finish: Third

MOST VALUABLE PLAYER

Golden Ball: Jon Il-Chong (PRK)

Silver Ball: Pau Comendador (ESP)

Bronze Ball: Celia Segura (ESP)

TOP SCORER

Golden Boot: Pau Comendador (ESP)

Silver Boot: Kennedy Fuller (USA)

Bronze Boot: Celia Segura (ESP)

BEST GOALKEEPER

Evan O'Steen (USA)

TALENTED TEAM DESERVED MORE AT HISTORIC WORLD CUP IN INDIA (2022)

In 2022, a wonderfully talented group of players had an excellent run at the 2022 FIFA U-17 Women's World Cup, one of the more unique FIFA Women's World Cups ever held, with India serving as host. The U.S. team displayed an entertaining, dynamic style of possession-oriented attacking soccer and routed the hosts, 8-0, as seven different players scored to open the tournament. The USA failed to win during a 1-1 tie with Brazil in the second group game only due to some fantastic goalkeeping from the Brazilian netminder as Nicollette Kiorpes scored for the USA. In the group finale, the young Americans downed Morocco, 4-0, as Charlotte Kohler and little-used reserve Samantha Smith scored twice each to win Group A. This U.S. team became the first U.S. team to win its group at a FIFA U-17 Women's World Cup and then faced Nigeria in the quarterfinal.

Despite dominating the game in every facet besides where it counts the most – on the scoreboard – and outshooting the Africans 27-8, the USA put only three shots on goal and drew 1-1 in regulation. Nigeria's goal came off a penalty kick after a highly questionable VAR review and the USA's score came off a fine finish by Amalia Villarreal. With U-17 WWC knockout matches going straight to penalty kicks after regulation time, the USA were forced into a shootout where it painfully lost, 4-3, but not before U.S. goalkeeper Valentina Amaral saved Nigeria's third attempt only to see another VAR review go against the U.S., deeming that Amaral had jumped off her goal line early. Nigeria converted the retake.

Another highlight of the tournament was the experience of Mia Bhuta, a 16-year-old midfielder from Pittsburgh, Pa., and the team's co-captain. She became the first player of Indian descent to play for the USA in a World Cup. Her father was born in Mumbai and grew up in Rajkot in the state of Gujarat. A tennis player, he moved to the USA at the age of 16 to pursue better sporting and educational opportunities, and amazingly, in 2022, Mia was able to return to India to play in a World Cup at the same age her father was when he left.

In the first match against host India, Bhuta came on at halftime, wore the captain's armband, and scored the USA's eighth goal of the game, a tremendous shot from outside the penalty area. Making it even more special, she dedicated the goal to her grandfather – her father's father – who was in the hospital in India recovering from heart surgery and could not make it to the game. Sadly, he passed away a few days later. Her story generated quite a bit of interest from the Indian media throughout the tournament and an outpouring of support via her social media channels from fans both in India and the USA.

During the USA's unbeaten run during the year, the team picked up a win and a draw against eventual FIFA U-17 Women's World Cup champions Spain during a trip to Madrid about six weeks before the World Cup. Melina Rebimbas led the USA in scoring on the year with 10 goals, including two in the World Cup while Charlotte Kohler had nine, including three in the World Cup.

Seventh FIFA U-17 Women's World Cup - India '22

Date	Opponent	Result	U.S. Goal Scorers	Location	Attendance
Oct. 11	India	8-0 W	Rebimbas (2), Kohler, Gamero, Thompson, Emri, Suarez, Bhuta	Kalinga Stadium; Bhubaneswar, India	4,243
Oct. 14	Brazil	1-1 T	Kiorpes	Kalinga Stadium; Bhubaneswar, India	3,639
Oct. 17	Morocco	4-0 W	Kohler (2), Smith (2)	Pandit Jawaharlal Nehru Stadium; Goa, India	3,578
Oct. 21	Nigeria	1-1 T (3-4 PKs)	Villarreal	DY Patil Stadium; Navi Mumbai, India	6,619
Champion: Spain			Runner-Up: Colombia	USA finish: Sixth	
MOST VALUABLE PLAYER			TOP SCORER	BEST GOALKEEPER	
Golden Ball: Vicky Lopez (ESP)			Golden Boot: Loreen Bender (GER)	Sofia Fuente (ESP)	
Silver Ball: Linda Caicedo (COL)			Silver Boot: Momoko Tanikawa (JPN)		
Bronze Ball: Mara Aber (GER)			Bronze Boot: Linda Caicedo (COL)		

FIFA did not select an all-tournament team

HARD-FOUGHT EFFORT NOT ENOUGH IN URUGUAY (2018)

Entering its fourth FIFA U-17 Women's World Cup, the U-17 USWNT faced a tough group featuring a strong African side in Cameroon, reigning champion Korea DPR and perennial women's soccer powerhouse Germany.

The USA got off on the right foot, putting together a 3-0 victory over a physical Cameroon side. The U.S. back line stood tall while the offense struggled in the early going, but the USA rode a wild first half into the break with a 2-0 lead. In the 22nd minute, the U.S. played on with a Cameroon player on the ground

and as the African players paused, Mia Fishel raced towards goal, shot at the goalkeeper and then pounded her own rebound into the net to put the USA on the board. Tensions rose as the half wore on, culminating with a straight red card shown to the Cameroon 'keeper and a penalty kick awarded to the USA. Sunshine Fontes hammered it home to double the advantage and the Hawaiian forward clinched the match late with a long-range chip in the 81st minute.

Against Korea DPR, the USA were undone by set plays, allowing all three goals on corner kicks in a 3-0 loss. While the U.S. defense, led by goalkeeper Angelina Anderson, held strong during the run of play, the North Koreans capitalized on their set-piece opportunities, finding the net on three of five corners, including the first two of the game.

All four teams in Group C entered the final day of group play tied at three points and the USA needed a win against Germany to guarantee advancement to the quarterfinals. After falling behind early on a direct free kick in the fourth minute, the U.S. responded energetically, taking the initiative on the attack and creating a number of quality chances. Despite outshooting Germany and controlling the tempo of the game, the U.S. failed to finish any of its opportunities and German goalkeeper Wiebke Willebrandt put on a remarkable performance. In the first half, a U.S. goal was waved offside and another was disallowed because of a handball just before the break. Down 2-0, the USA fought valiantly in the second half, but was unable to find the back of net as Germany was ruthless on the counterattack, going on to win 4-0 as the U.S. failed to advance out of group play for a second straight U-17 WWC.

Sixth FIFA U-17 Women's World Cup - Uruguay '18

Date	Opponent	Result	U.S. Goal Scorers	Location	Attendance
Nov. 14	Cameroon	3-0 W	Fishel, Fontes (2)	Estadio Profesor Alberto Suppici; Colonia del Sacramento, Uruguay	593
Nov. 17	Korea DPR	0-3 L	—	Estadio Profesor Alberto Suppici; Colonia del Sacramento, Uruguay	573
Nov. 21	Germany	0-4 L	—	Estadio Charrua; Montevideo, Uruguay	518
Champion: Spain			Runner-Up: Mexico	USA finish: 13th	

MOST VALUABLE PLAYER	TOP SCORER	BEST GOALKEEPER
Golden Ball: Claudia Pina (ESP)	Golden Boot: Mukarama Abdulai (GHA)	Catalina Coll (ESP)
Silver Ball: Nicole Perez (MEX)	Silver Boot: Claudia Pina (ESP)	
Bronze Ball: Mukarama Abdulai (GHA)	Bronze Boot: Irene Lopez (ESP)	

FIFA did not select an all-tournament team

GREAT START, TOUGH FINISH IN JORDAN (2016)

The 2016 FIFA Under-17 Women's World Cup marked the first FIFA women's event in the Middle East and Jordan did not disappoint as hosts, putting on a fantastic tournament over four venues in and around the capital of Amman. The USA started the tournament with a 6-1 trouncing of Paraguay as forward Civanna Kuhlmann became the first U.S. player to score three times in a U-17 Women's World Cup match. She was the fourth U.S. player to score a hat trick in a youth Women's World Cup as three players had accomplished the feat at the U-20 level. Frankie Tagliaferri, Ashley Sanchez and defender Kiara Pickett also scored against Paraguay.

The USA got off to another fast start in its next Group D game against Ghana, scoring an early goal as Tagliaferri, off an assist from Kuhlmann, tallied again, this time in just the fifth minute, but then a physical Ghana side became the aggressor. Ghana scored an equalizer in the 63rd minute, and an 84th minute penalty kick called for a hand ball in the box turned out to be the USA's undoing. The young Americans fell 2-1 to set up a likely must-win game against powerhouse Japan in the group finale.

Against Japan, the USA started strongly as Sanchez put the USA up 1-0 in the 33rd minute when she burst past the back line to finish a breakaway. The Americans took the 1-0 lead into halftime and were in position to qualify for the quarterfinals even after Japan tied the game in the 53rd minute. That all changed around the 68th minute, when Ghana scored against Paraguay in the other group match taking place at the same time, meaning the USA needed a goal to win the game and earn the three required points to advance.

Instead, it was Japan that scored twice and the USA was eliminated after finishing third in Group D. Sanchez pulled a goal back in stoppage time for the final 3-2 score line, converting a penalty kick after she was taken down in the box, but the Americans would have needed two more scores at that point. The USA did have two goals called back for offside in the second half, significant calls that would have made a big difference had at least one gone the other way, but instead Japan advanced and made it to the championship game where it lost to Korea DPR in penalty kicks after a 0-0 draw in regulation.

Fifth FIFA U-17 Women's World Cup - Jordan '16

Date	Opponent	Result	U.S. Goal Scorers	Location	Attendance
Oct. 1	Paraguay	6-1 W	Tagliaferri, Kuhlmann (3), Pickett, Sanchez	Al Zarqa, Jordan	2,078
Oct. 4	Ghana	1-2 L	Tagliaferri	Amman, Jordan	2,000
Oct. 8	Japan	2-3 L	Sanchez (2)	Amman, Jordan	2,580
Champion: Korea DPR			Runner-Up: Japan	USA finish: Tenth	

MOST VALUABLE PLAYER

Golden Ball: Fuka Nagano (JPN)
Silver Ball: Sung Hyang Sim (PRK)
Bronze Ball: Deyna Castellanos (VEN)

TOP SCORER

Golden Shoe: Lorena Navarro (ESP)
Silver Shoe: Ri Hae Yon (PRK)
Bronze Shoe: Deyna Castellanos (VEN)

BEST GOALKEEPER

Noelia Ramps (ESP)

FIVE POINTS NOT ENOUGH IN AZERBAIJAN (2012)

The 2012 FIFA U-17 Women's World Cup in Azerbaijan turned into a painful learning experience for the young Americans who became the first team ever in a FIFA women's competition to earn five points in group play and yet fail to advance to the quarterfinals. The USA learned the importance of a goal or two in advancing during a World Cup, losing out to eventual champion France on goal difference to finish third in the group. It was the first time a U.S. women's team had not advanced out of group play during a FIFA event.

The USA was drawn into what turned out to be by far the most difficult group, which produced the eventual finalists and champion France. The Americans drew with the French 0-0 and tied eventual runners-up Korea DPR 1-1, but as it turned out, a 6-0 victory over Gambia in the middle game of Group B proved to be the USA's undoing. The North Koreans beat Gambia 11-0 and France beat the Africans, debutantes in a FIFA Women's World Cup, by a 10-2 score, getting six goals in the last 20 minutes to move ahead of the Americans on goal difference.

Still, there were many positives to be taken from the USA's Women's World Cup experience. The U.S. team allowed just one goal in the tournament and battled extremely talented French and Korean teams to the final whistle. Against North Korea, the USA took the lead on a goal from Darian Jenkins in just the second minute, only to concede a few minutes later to eventual Golden Ball winner Ri Un Sim in the fourth. The USA had several chances to steal the match at the end, but it was not to be and the Koreans deservedly won the group.

The USA did get a glimpse of some future talent, especially in goal where Jane Campbell showed signs that she could be one of the most talented young 'keepers to emerge in a while. In the beginning of 2013, she would get her first call-up to the full Women's National Team. Summer Green, the USA's leading scorer during the year, scored her first two World Cup goals.

Kudos should also go to Azerbaijan, the first predominantly Muslim country to stage a Women's World Cup at any level, as it put on a world class event. The tournament featured many activities around the matches and some of the best crowds of the three FIFA U-17 Women's World Cup tournaments held so far. France would eventually triumph in a penalty kick shootout that went eight players deep as France goalkeeper Romane Bruneau saved Ri Un Yong's attempt to end the game and Les Bleus lifted the trophy.

Third FIFA U-17 Women's World Championship - Azerbaijan '12

Date	Opponent	Result	U.S. Goal Scorers	Location	Attendance
Sept. 22	France	0-0 T	—	Lankaran, Azerbaijan	8,100
Sept. 25	Gambia	6-0 W	Green (2), Munerlyn, Stanton Payne, Own goal	Baku, Azerbaijan	4,200
Sept. 29	Korea DPR	1-1 T	Jenkins	Baku, Azerbaijan	2,500
Champion: France			Runner-Up: Korea DPR	USA finish: Ninth	

MOST VALUABLE PLAYER

Golden Ball: Griedge Mbock Bathy (FRA)
Silver Ball: Ri Hyant Sim (PRK)
Bronze Ball: Yui Hasegawa (JPN)

TOP SCORER

Golden Shoe: Ri Un Sim (PRK)
Silver Shoe: Chinwendu Ihezuo (NGA)
Bronze Shoe: Halimatu Ayinde (NGA)

BEST GOALKEEPER

Romane Bruneau (FRA)

OH SO CLOSE IN NEW ZEALAND (2008)

The 2008 FIFA U-17 Women's World Cup in New Zealand was held with 16 nations playing in four venues and four stadiums – Auckland, Hamilton, Wellington and Christchurch – and the tournament organizers put on a fantastic first world championship event for this age group.

The high level of play displayed over the 18 days from such young players was a sight to behold, giving cause for excitement about the U-17 and U-20 Women's World Cups to come. The organization from the Kiwis, as well as the support from the people of New Zealand, made the tournament memorable and added to the excitement for these players getting their first taste of soccer at the world stage.

The U.S. team actually started slow, losing its first match to a talented Japan team by a 3-2 score. The young Americans also needed to come from a goal down against a spunky Paraguay side in its second group match to win 3-1, setting up a clash with France for a spot in the quarterfinals. The USA gutted out a 1-1 tie against the French, but that was good enough to earn a quarterfinal meeting with Korea Republic.

The USA's World Cup run then picked up steam as the U-17s put together their best match to date, trouncing the Koreans, 4-2. A powerful German squad awaited in the semifinal, but the USA put forth a tremendous performance, coming back from a goal down to win, 2-1, as forwards Vicki DiMartino and Courtney Verloo each scored. Verloo (four goals) and DiMartino (five goals) combined for nine of the USA's 13 goals with Kristie Mewis adding two more.

The first ever FIFA U-17 Women's World Cup Final opened with a startling goal for the USA in just the second minute off a throw-in, but then Korea DPR methodically took control of the match and ended up doubling the USA in shots. Still, the USA clung to a 1-0 lead until the North Koreans tied the game with just 13 minutes left in regulation time. The match remained knotted at 1-1 and looked headed for penalty kicks, but Korea DPR scored the game-winner just three minutes from the end of overtime.

Despite the loss, which ended the USA's record of winning every "first" FIFA women's world championship (the 1991 FIFA Women's World Cup, the 1996 Olympics and the 2002 FIFA U-19 Women's World Cup), the young Americans distinguished themselves very well and the team produced numerous future professional players.

The USA's emotional run to the title game was backed by some excellent individual performances. Kristie Mewis won the Bronze Ball as the third best player in the tournament and would be named the U.S. Soccer Young Female Player of the Year a few months later. DiMartino won the Silver Shoe as the second leading scorer in the tournament and Taylor Vancil won the Golden Glove as the top 'keeper.

Other top players for the USA included defensive midfielder Amber Brooks, defenders Cloee Colohan, Rachel Quon and Crystal Dunn and midfielders Olivia Klei and Samantha Mewis. The Mewis sisters became the first siblings to represent the USA in a FIFA Women's World Cup.

First FIFA Under-17 Women's World Cup - New Zealand '08

Date	Opponent	Result	U.S. Goal Scorers	Location	Attendance
Oct. 30	Japan	2-3 L	DiMartino, K. Mewis	Hamilton, New Zealand	4,816
Nov. 2	Paraguay	3-1 W	Own Goal, DiMartino, Verloo	Hamilton, New Zealand	4,115
Nov. 5	France	1-1 T	DiMartino	Auckland, New Zealand	3,920
Nov. 9	Korea Republic	4-2 W	Verloo (2), K. Mewis, DiMartino	Hamilton, New Zealand	7,247
Nov. 13	Germany	2-1 W	DiMartino, Verloo	Christchurch, New Zealand	8,014
Nov. 16	Korea DPR	1-2 L	Own Goal	Auckland, New Zealand	16,162
Champion: Korea DPR			Runner-Up: USA	USA finish: Second	

MOST VALUABLE PLAYER

Golden Ball: Mana Iwabuchi (JPN)

Silver Ball: Dzsenerifer Marozsan (GER)

Bronze Ball: Kristie Mewis (USA)

TOP SCORER

Golden Shoe: Dzsenerifer Marozsan (GER)

Silver Shoe: Vicki DiMartino (USA)

Bronze Shoe: Jon Myong Hwa (PRK)

BEST GOALKEEPER

Taylor Vancil (USA)

U.S. UNDER-16 GIRLS' NATIONAL TEAM

U.S. U-16 GIRLS' NATIONAL TEAM SUPPORTS U-17 WORLD CUP EFFORTS

The U.S. Under-16 Girls' National Team was re-instituted in 2015. Prior to that year, U.S. Soccer had not had programming at the U-16 level since 2007. When FIFA instituted a world championship at the U-17 level for 2008 the U-16 age group was absorbed into the U-17s.

U.S. Soccer will continue to provide quality training environments and training sessions for young players and aggressively expand these efforts through its YNT Identification Center program and other initiatives.

As the U-17s have had Women's World Cups since 2008, the U-16s (and U-15s) become even more important as this age group has a tangible goal to play in a Women's World Cup.

The pool for the U-16s will be brought to several training camps over the course of the year to expose more players of this age to the National Team camp environment and experience. U-16 players may also be brought into U-17 training camps and events during the year. The player pool is identified on a year-round basis, through U.S. Soccer YNT ID Centers, club soccer, ODP interregional events and the younger Women's Youth National Team camps.

U-16 GNT camps are often scheduled to run concurrently with other YNT camps to give players an opportunity to watch and train against older players and learn through those experiences.

Players in this year's group of U-16s were born on or after Jan. 1, 2009 and transitioning to the 2010s in August.



THE U.S. WAY: The U.S. U-16 GNT played six international matches in 2024 and did not lose a game.

U.S. UNDER-16
GIRLS' NATIONAL TEAM

2024 U.S. UNDER-16 GNT STATISTICS

Name	2024 Overall Stats					2024 International Stats					Career U-16 Caps/Goals
	Pos.	GP/GS	G	A	Y/R	GP/GS	Min	G	A	Y/R	
Anderson, Ashlyn	F	4/2	5	1	0	4/2	213	5	1	0	4/5
Antonucci, Scottie	M	6/4	1	7	0	6/4	315	1	7	0	6/1
Canada, Reece	M	6/3	1	0	0	6/3	306	1	0	0	6/1
Cecil, Pearl	D	6/4	1	0	0	6/4	304	1	0	0	6/1
Dalke, Izzy	D	2/1	0	0	0	2/1	90	0	0	0	2/0
Dupre, Sierra	D	4/2	0	0	0	4/2	225	0	0	0	4/0
Fashinpaur, Hailey	D	2/1	0	0	0	2/1	90	0	0	0	2/0
Feldman, Addison	M	6/3	2	0	0	6/3	267	2	0	0	6/2
Hill, Jordan	F	4/3	5	0	0	4/3	239	5	0	0	4/5
Johnson, Micayla	F	3/3	3	0	0	3/3	150	3	0	0	3/3
Kemmerley, Kate	F	2/1	0	1	0	2/1	93	0	1	0	2/0
Kocher, Elayna	F	2/1	1	0	0	2/1	90	1	0	0	2/1
Kral, Ella	F	4/2	3	1	0	4/2	207	3	1	0	4/3
Marinos, Peyton	F	4/2	1	0	0	4/2	192	1	0	0	4/1
Morse, Rylie	M	4/3	0	2	0	4/3	225	0	2	0	4/0
Neff, Anna	M	2/1	0	0	0	2/1	93	0	0	0	2/0
O'Neill, Cali	D	4/2	0	0	0	4/2	211	0	0	0	4/0
Raymond, Marlee	D	4/2	0	0	0	4/2	184	0	0	0	4/0
Rodriguez, Jaiden	M	6/3	4	4	0	6/3	368	4	4	0	6/4
Sadler, Chloe	M	2/2	1	0	0	2/2	90	1	0	0	2/1
Schmidt, Sydney	D	5/4	0	1	0	5/4	326	0	1	0	5/0
Shuler, Kyndal	F	2/2	1	0	0	2/2	90	1	0	0	2/1
Siria, Charlee	M	6/2	2	4	0	6/2	318	2	4	0	6/2
Touray, Nyanya	F	2/1	0	0	0	2/1	122	0	0	0	2/0
Whipple, Vienna	D	6/3	0	0	0	6/3	296	0	0	0	6/0
Young, London	D	6/3	0	0	0	6/3	296	0	0	0	6/0

TOTAL	6/6	31	21	0/0	6/6	540	31	21	0/0
Opponents	6/6	3	0	3/0	6/6	540	3	0	3/0

GOALKEEPING STATISTICS

	2024 Overall Stats							2024 International Stats							Career U-16			
	GP/GS	W	L	T	GF	GA	SO	GP/GS	Min	W	L	T	GF	GA	SO	W	L	T
Biehl, Josie	3/2	2	0	0	13	0	1	3/2	180	2	0	0	13	0	1	2	0	0
Folliard, Hannah	1/1	1	0	0	4	2	0	1/1	90	1	0	0	4	0	0	1	0	0
O'Steen, Evan	4/3	2	0	1	14	1	1	4/3	270	2	0	1	14	1	1	2	0	1
TOTAL	6/6	5	0	1	31	3	2	6/6	540	5	0	1	31	3	2			
Opponents	6/6	0	5	1	3	31	1	6/6	540	0	5	1	3	31	1			

*Not including two shared shutouts (Biehl/O'Steen, 4/16; Biehl/O'Steen, 4/18)

2024 U.S. UNDER-16 GNT RESULTS

Overall Record: 5-0-1 (GF: 31, GA: 3)
U-16 International Record: 5-0-1 (GF: 31, GA: 3)

Date	Opponent	Result	Goalscorers	Location
April 11	Turkey U-16	2-0 W	Rodriguez, Feldman	Riva, Turkey
April 13	Vietnam U-16	8-0 W	Hill, Feldman, Anderson (2), Siria, Kral (3)	Riva, Turkey
April 16	Botswana U-16	15-0 W	Johnson (3), Marinos, Rodriguez (2), Siria, Canada, Hill (4), Anderson (3)	Riva, Turkey
April 18	Paraguay U-16	0-0 T	--	Riva, Turkey
June 8	Germany U-16	2-1 W	Atonucci, Kocher	Aschaffenburg, Germany
June 11	Germany U-16	4-2 W	Shuler, Sadler, Cecil, Rodriguez	Aschaffenburg, Germany

Goal Scorers: Ashlyn Anderson (5), Jordan Hill (4), Jaiden Rodriguez (4), Ella Kral (3), Micayla Johnson (3), Addison Feldman (2), Charlee Siria (2), Scottie Antonucci, Reese Canada, Pearl Cecil, Jordan Hill, Elayna Kocher, Peyton Marinos, Chloe Sadler, Kyndal Shuler

U.S. UNDER-15 GIRLS' NATIONAL TEAM

U.S. UNDER-15 GIRLS' NATIONAL TEAM SETS BASE FOR THE FUTURE

In its 22nd year of existence, the U.S. Under-15 National Team was instituted in 2004 to help bridge the gap between the annual summer Under-14 Women's National Identification Camp (which is no longer held, having been replaced for several years by U-14 GNT training camps and a U-14 Talent Identification Program) and the U.S. Under-17 Women's National Team. With the implementation of the FIFA U-17 Women's World Cup, the importance of the U-15s and the U-16s has grown as this age group has a tangible goal when they enter their first major programming experience with the U.S. Women's National Teams.

U.S. Soccer's scouts monitor a large pool of players for the U-15s with many evaluated at the Youth National Team ID Centers across the country. A pool of around 35-40 players will be brought to several training camps and international friendlies over the course of the year to give more players of this age the experience of being in a National Team camp and match environment. The player pool is identified and monitored on a year-round basis through the YNT ID Centers with players coming from club soccer, ODP national/interregional events and U.S. U-14 Women's National Team camps.

In 2016, the USA participated for the first time in the Concacaf Women's U-15 Championship (the second time the tournament had been held). The USA won all seven games by shutout, compiling a 49-0 goal difference, and defeating Costa Rica 5-0 in the semifinal and Canada 2-0 in the championship game to take the regional title.

In 2018, the USA participated in its second Concacaf Women's U-15 Championship, taking a younger team of players born in 2004 and 2005 to play against teams of players mostly born in 2003. The USA won four games and lost one, that to guest team Portugal by a 3-0 score in group play, but avenged that setback in the semifinal, flipping the score to win 3-0. In the championship game, the USA battled Mexico to a 0-0 tie through the 70 minutes of regulation before scoring three goals in extra time via current NWSL players Jaedyn Shaw (two goals) and Alyssa Thompson.

In 2019, the U-15s played a series of friendlies vs. Netherlands and would have played more international matches in 2020 if not for the global pandemic. All programming was cancelled in 2021 due to the ongoing pandemic, but the team returned to the field in 2022 and won the Concacaf Girl's U-15 Championship in Tampa, Fla., which was the USA's third Concacaf title at this age level. The USA rolled through the competition, outscoring its five opponents by a 34-1 margin. In the semifinal, the USA defeated the Dominican Republic, 6-0, and then downed Canada, 4-1, in the championship game. Kennedy Fuller led the USA in scoring with nine goals while Abby Ballek had seven, Alex Pfeiffer had six, Ashlyn Puerta had five and Kimmi Ascanio scored four.

In 2024, the USA won its fourth Concacaf Women's U-15 Championship, once again in dominating fashion. This was the first Concacaf U-15 Women's Championship played outside the USA, but the USA still rolled over the competition in Costa Rica, scoring 31 goals while allow just one. After dominating victories over Jamaica (11-0), Costa Rica (3-0) and Haiti (13-0) in 80-minute matches, the USA and Canada battled to a 1-1 tie in the semifinal as young pro Mak Witham scored the USA's long goal and the USA triumphed in penalty kicks, 4-2. Maddie, DiMaria, KK Ream, Malia Brewer and Deus Stanislaus all converted. In the championship game, the USA downed Mexico, 3-0, on goals from Mia Corona, Witham and Brewer to once again claim the regional title. Midfielder Caroline Swann won Golden Ball as tournament's Best Player and forward Carolina Reyna won the Golden Boot as top scorer with six goals.

U.S. UNDER-15
GIRLS' NATIONAL TEAM

2024 U.S. UNDER-15 GNT STATISTICS

Name	2024 Overall Stats					2024 International Stats					Career U-15
	Pos.	GP/GS	G	A	Y/R	GP/GS	Min	G	A	Y/R	Caps/Goals
Aguilar, Giselle	F	2/1	0	0	0	2/1	68	0	0	0	2/0
Brewer, Meila	D	7/5	2	0	0	7/5	360	2	0	0	7/2
Conway, Kendall	M	7/3	5	3	0	7/3	356	5	3	0	7/5
Corona, Mia	M	6/4	2	0	0	6/4	155	2	0	0	6/2
DiMaria, Maddie	F	7/4	2	4	0	7/4	335	2	4	0	7/2
Kersh, Bristol	D	7/5	1	2	1	7/5	360	1	2	1	7/1
Miller, Chloe	D	7/3	0	0	0	7/3	344	0	0	0	7/0
Morrell, Taylor	D	7/5	0	1	0	7/5	344	0	1	0	7/0
Nguyen, Felicity	F	2/1	2	0	0	2/1	71	2	0	0	2/2
Pratt, Maryn	D	2/1	0	0	0	2/1	80	0	0	0	2/0
Ream, KK	F	7/3	0	2	0	7/3	280	0	2	0	7/0
Reyna, Carolina	F	7/5	6	1	0	7/5	337	6	1	0	7/6
Stanislaus, Deus	M	7/5	5	0	1	7/5	353	5	0	1	7/5
Swain, Jorden	D	1/1	0	0	0	1/1	40	0	0	0	1/0
Swann, Caroline	M	7/5	3	1	1	7/5	365	3	1	1	7/3
Van der Weide, Daphne	M	2/1	0	0	0	2/1	69	0	0	0	2/0
Vera, Elena	D	7/5	0	0	0	7/5	314	0	0	0	7/0
Whitham, Mak	F	5/2	4	3	0	5/2	229	4	3	0	5/4
Own Goal			2			2					
TOTAL		7/7	34	17	3/0	7/7	510	34	17	3/0	
Opponents		7/7	1	0	1/0	7/7	510	1	0	1/0	

GOALKEEPING STATISTICS

	2024 Overall Stats							2024 International Stats							Career U-15				
	GP/GS	W	L	T	GF	GA	SO	GP/GS	Min	W	L	T	GF	GA	SO	GAA	W	L	T
Fowler, Anne	7/4	3	0	0	22	0	0	7/4	255	3	0	0	22	0	0	0.00	3	0	0
McNeal, Ella	7/3	3	0	1	15	1	0	7/3	255	3	0	1	15	1	0	0.31	3	0	1
TOTAL	7/7	6	0	1	37	1	0	7/7	510	6	0	1	37	1	0	0.16			
Opponents	7/7	0	6	1	1	37	0	7/7	510	0	6	1	1	37	0	5.80			

*Not including two shared shutouts (Fowler/McNeal, 6/11, 6/14)

2024 U.S. UNDER-15 GNT RESULTS

Overall Record: 6-0-1 (GF: 37, GA: 1)

U-15 International Record: 6-0-1 (GF: 37, GA: 1)

Date	Opponent	Result	Goalscorers	Location
June 11	Germany U-15	4-0 W	Stanislaus (2), Swann, Whitham	Nordhorn, Germany
June 14	Netherlands U-15	2-0 W	Nguyen (2)	Schalkhaar, Netherlands
Aug. 5	Jamaica U-15 ©	11-0 W	Reyna (4), Manning, Stanislaus (3), Conway, DiMaria, Brewer	Alajuela, Costa Rica
Aug. 6	Costa Rica U-15 ©	3-0 W	Reyna, Swann, Conway	Alajuela, Costa Rica
Aug. 8	Haiti U-15 ©	13-0 W	Corona, Conway (3), Manning, DiMaria, Paletta, Swann, Kersh, Reyna, Whitham, Own Goal (2)	Alajuela, Costa Rica
Aug. 9	Canada U-15 ©	1-1 T (4-2 PKs)	Whitham	Alajuela, Costa Rica
Aug. 11	Mexico U-15 ©	3-0 W	Corona, Whitham, Brewer	Alajuela, Costa Rica

Goal Scorers: Carolina Reyna (6), Deus Stanislaus (5), Kendall Conway (5), Mak Whitham (4), Caroline Swann (3), Meila Brewer (2), Mia Corona (2), Maddie DiMaria (2), Amari Manning (2), Felicity Nguyen (2), Bristol Kersh, Laradana Paletta

EXTENDED NATIONAL TEAMS

The Extended National Teams is a division of U.S. Soccer's Sporting Department focused on extending opportunities beyond the traditional 11-a-side game by championing awareness, access, growth and high-performance environments on the grass, court and sand.

THE TEAMS

The ENT Department now includes nine different U.S. Soccer National Teams, four of them Women's National Teams:

- Beach Soccer (MNT & WNT)
- Futsal (MNT & WNT)
- Cerebral Palsy (MNT & WNT)
- Deaf (MNT & WNT)
- Power Soccer (Coed NT)

BEACH AND FUTSAL PROGRAMS

Beach Soccer and Futsal are both five-a-side competitions that play in official men's FIFA World Cups every two and four years, respectively. Futsal is played indoors on a court with no walls, and Beach Soccer is, of course, played at the beach and showcases a unique culture at the highest level of the sport.

In 2022, U.S. Soccer announced the launch of the U.S. Women's Futsal National Team. The team held its first Identification Camps in 2023 and first full National Team camp in 2024. The Futsal WNT will play its first international matches in the first quarter of 2025 before participating in the inaugural Concacaf Women's Futsal Championship, which serves as qualification for the first FIFA Women's Futsal World Cup to be held Nov. 21-Dec. 7 in the Philippines.

First launched in 2019, the U.S. Women's Beach Soccer National Team competes in various competitions throughout the year, such as the Intercontinental Cup, Mundialito, and ANOC World Beach Games. In 2024, FIFA indicated it has plans to organize a Women's Beach Soccer World Cup in the coming years.

The Beach Soccer and Futsal National Teams see a variety of athletes playing for the love of the game, often seeing them achieve that impossible dream of playing for their country at World Cup.

DISABILITY SOCCER PROGRAMS

Cerebral Palsy (CP), Deaf and Power Soccer are three disciplines showcasing athletes with disabilities pushing themselves to excel at the highest levels of the sport.

Deaf Soccer is an 11-a-side sport for players with significant hearing impairments. Both the men's and women's NTs have a four-year cycle of competition that includes the Deaflympics and DIFA World Deaf Championship tournaments once every four years. The U.S. Women's Deaf National Team are current World and Deaflympics Champions.

CP Soccer is one of the oldest forms of soccer for players with disabilities, having been played since the 1980s, and predominantly features players with cerebral palsy, stroke or traumatic brain injuries. The team has frequently featured a number of U.S. military veterans through the years. In 2022, a Women's program was launched for the first time worldwide, and the USA won the initial IFCPF Women's World Cup in Spain.

Power Soccer is the first competitive team sport designed and developed specifically for power wheelchair users. It gives an opportunity to people with an array of different disabilities,

including athletes with quadriplegia, multiple sclerosis, muscular dystrophy, cerebral palsy and many others. The co-ed U.S. team won the first two FIPFA Powerchair Football World Cups in 2007 and 2011, and finished third at the most recent World Cup in 2023.

U.S. SOCCER'S MEMBERSHIP

Beyond the official U.S. Soccer National Teams detailed above, U.S. Soccer's membership includes the following Disabled Service Organizations, some of which run their own independent National Team programs. U.S. Soccer has established an annual support application process for any of our members organizations to request assistance at every level, up to and including becoming an official National Team managed by U.S. Soccer. The organizations listed below are autonomous institutions aligned with U.S. Soccer as members.

- American Amputee Soccer Association
- Down Syndrome Sports of America
- Dwarf Athletic Association of America
- U.S. Association of Blind Athletes
- Cerebral Palsy Soccer
- USA Deaf Soccer
- US Power Soccer Association

U.S. WOMEN'S BEACH SOCCER NATIONAL TEAM

HEAD COACH: MORGAN CHURCH

MAJOR COMPETITION: 2025 EL SALVADOR CUP

The U.S. Women's Beach Soccer National Team took the field for the first time in August 2019 at Concacaf qualifying for the inaugural ANOC World Beach Games. Vying for the lone North American berth to the main event, the USA finished second in El Salvador, going 2-1-0, but still qualified for the World Beach Games thanks to another nation dropping out of the competition. At the World Beach Games, the Beach WNT dropped its first two matches before topping Paraguay to finish 1-2-0 and fifth place at the tournament.

In 2021, the Beach WNT participated in the first Women's Intercontinental Beach Soccer Cup that was held in Russia before the FIFA Beach Soccer World Cup at the same venue that hosted the men's tournament.

The Beach WNT returned to the sand in 2022 and won its first-ever tournament title by winning three games at the Costa del Sol Tournament in El Salvador.

The year 2023 marked another milestone campaign for the Beach WNT, earning six wins – the most victories for the team in a calendar year – including two victories against No. 2-ranked England.

The Beach WNT kicked off 2024 by claiming its third-ever tournament title at the El Salvador Beach Soccer Cup in March, and followed it up with a strong-second place finish at the Acapulco Beach Soccer Cup in December, to head into the new year ranked No. 8 in the BSWW Women's Ranking.

While there is currently no FIFA Beach Soccer World Cup for women, in fall 2024, FIFA committed to launching one in the near future.

BEACH SOCCER HISTORY

Born on the beaches in Rio de Janeiro, Brazil, beach soccer has long been played informally on sandy shorelines around the world. Despite its South American roots, the game was codified in 1992 by a group in Los Angeles and one year later the first professional beach soccer competition was held at Miami Beach with the USA hosting Brazil, Argentina and Italy.

In 1994, the first World Championship was held for men's beach soccer in Rio de Janeiro, and the U.S. team had modest success with a second-place finish in 1995 and a third-place finish in 1997. FIFA recognized men's beach soccer beginning in 2005, and has staged ten FIFA Beach Soccer World Cups.

ALL-TIME U.S. WOMEN'S BEACH SOCCER NATIONAL TEAM RESULTS

All-Time Record: 16-14 (GF: 113, GA: 81)

2024

Date	Opponent	Result	Location	U.S. Goal Scorers
Mar. 28	England (B)	3-4 L ^(6-7pk)	Costa del Sol, El Salvador	Martinez, Valentine, Sunseri-Warp
Mar. 29	El Salvador (B)	5-2 W	Costa del Sol, El Salvador	Martinez (3), Chronopoulos, Quigley
Mar. 30	Bahamas (B)	9-0 W	Costa del Sol, El Salvador	Sunseri-Warp, Chronopoulos, Martinez (2), Adler, Hall, Quigley
Dec. 13	Spain (C)	2-4 L	Acapulco, Mexico	Haimes, Phillips
Dec. 14	Mexico (C)	4-0 W	Acapulco, Mexico	Oray, Adler
Dec. 15	Costa Rica (C)	6-4 W	Acapulco, Mexico	Sunseri-Warp (2), Adler, Chronopoulos
				Quigley, Adler (2), Haimes (2)
				Sunseri-Warp

2023

Date	Opponent	Result	Location	U.S. Goal Scorers
April 6	Bahamas*	6-0 W	San Salvador, El Salvador	Quigley (2), Hall, Adler, Garzon, Leslie
April 7	Trinidad & Tobago*	7-2 W	San Salvador, El Salvador	Adler (2), Quigley (2), Hall, Leslie, Valentine
April 8	El Salvador*	4-5 L	San Salvador, El Salvador	Adler, Sunseri-Warp, Lowder, Hunter
April 14	England (C)	7-2 W	Acapulco, Mexico	Hall (2), Adler (2), Garzon, Quigley, Hunter
April 15	Mexico (C)	5-2 W	Acapulco, Mexico	Adler, Garzon, Quigley, Hunter, OG
April 16	Bahamas (C)	5-4 W	Acapulco, Mexico	Quigley (2), Hall, Adler, Sunseri-Warp
Oct. 13	Portugal (M)	1-6 L	Ayamonte, Spain	Quigley
Oct. 14	Spain (M)	2-5 L	Ayamonte, Spain	Leslie (2)
Oct. 15	England (M)	4-2 W	Ayamonte, Spain	Leslie (2), Adler, OG

2022

Date	Opponent	Result	Location	U.S. Goal Scorers
April 14	Argentina (B)	4-2 W	Costa del Sol, El Salvador	Quigley, Hall, Huber, Leslie
April 15	Bahamas (B)	5-2 W	Costa del Sol, El Salvador	Leslie (2), Quigley, Hall, Triplett
April 16	El Salvador (B)	3-1 W	Costa del Sol, El Salvador	Hall, Quigley, Leslie
Sept. 8	Paraguay (A)	1-4 L	Asuncion, Paraguay	Hunter
Sept. 9	Paraguay (A)	1-2 L	Asuncion, Paraguay	Quigley
Sept. 10	Paraguay (A)	0-3 L	Asuncion, Paraguay	—

2021

Date	Opponent	Result	Location	U.S. Goal Scorers
Aug. 13	Russia (i)	1-2 L	Moscow, Russia	Leslie
Aug. 14	Brazil (i)	3-5 L	Moscow, Russia	Hall (2), Martinez
Aug. 15	Spain (i)	2-4 L	Moscow, Russia	Leslie, Staylor

2019

Date	Opponent	Result	Location	U.S. Goal Scorers
Aug. 3	Mexico*	1-2 L	San Salvador, El Salvador	Wharton
Aug. 4	El Salvador*	9-6 W	San Salvador, El Salvador	Martinez (3), Leslie (2), Wharton (2), Sunseri-Warp, Fitzgerald
Aug. 5	Bahamas*	7-1 W	San Salvador, El Salvador	Martinez (2), Leslie, Fitzgerald, Eastman (2), Haynes
Oct. 11	Russia [^]	1-3 L	Doha, Qatar	Quigley
Oct. 13	Great Britain [^]	2-5 L	Doha, Qatar	Sunseri-Warp, Quigley
Oct. 14	Paraguay [^]	3-2 W	Doha, Qatar	Leslie, Martinez (2)

*ANOC World Beach Games – Qualifier El Salvador ^ANOC World Beach Games
 (i) Women's Intercontinental Beach Soccer Cup B) Women's El Salvador Beach Soccer Cup
 (A) Asuncion Cup (C) Acapulco Cup (M) Mundialito

BASIC LAWS OF THE GAME

Beach Soccer is played on a field that is approximately 36 meters long and 27 meters wide. The game is played on sand that is a minimum of 40 centimeters deep and players must be barefoot. Five players, including a goalkeeper, are on the field at one time and play three, 12-minute periods.

There are up to seven substitutes on the bench, and like Futsal, there are unlimited substitutions. In instances where games cannot end in ties, matches are decided by a three-minute overtime and then kicks from the penalty spot, which is an imaginary mark on an imaginary penalty area line nine meters from the goal.

Other rules include:

- After a ball goes out of bounds, it can be thrown or kicked back in play.
- Goalkeepers can pick up the first back pass from a teammate per possession.
- Players taking a free kick can make a small mound of sand to place the ball on.

U.S. WOMEN'S
BEACH SOCCER NATIONAL TEAM
2024 U.S. BWNT STATISTICS

Overall Record: 6-4-2 (GF: 29, GA: 13)

Player	Pos.	GP/GS	G	A	G+A	Y	R	Career Caps/Goals/Assists
Adler, Hannah	F	6/5	5	2	7	0	0	15/14/2
Amaral, Vanessa	GK	2/0	0	0	0	0	0	2/0/0
Batmani, Gabriella	GK	6/6	0	2	2	1	0	15/0/2
Chronopoulos, Makenzie	D	6/0	3	0	3	1	0	18/3/0
Haimes, Nikki	F	6/0	3	0	3	0	0	9/3/0
Hall, Ali	M	3/3	1	0	1	0	0	21/11/4
Leslie, Lauren	M	1/0	0	0	0	0	0	22/16/2
Mariano, Malia	M	2/1	0	1	1	0	0	2/0/1
Martinez, Samantha	M	3/1	6	0	6	0	0	12/14/0
Oray, Vivian	F	2/0	1	1	2	2	1	2/1/1
Phillips, Tori	M	3/0	1	0	1	0	0	3/1/0
Quigley, Kilee	F	6/6	3	6	9	1	0	25/18/8
Sunseri-Warp, Jeané	D	6/6	5	0	5	0	0	30/9/1
Valentine, Vanessa	D	6/0	1	1	2	2	0	15/2/2
Vasquez, Marissa	M	3/2	0	0	0	0	0	3/0/0
Own Goal			0					
Totals		6/6	29	13	42	7	1	
Opponent Totals		6/6	13	-	-	-	-	

2024 U.S. BWNT RESULTS

All-Time Record: 16-14-0 (GF: 113, GA: 81)

Opponent	Result	Location	Goalscorers
England	3-4 <small>L(6-7pk)</small>	Costa del Sol, El Salvador	Martinez, Valentine, Sunseri-Warp
El Salvador	5-2 W	Costa del Sol, El Salvador	Martinez (3), Chronopoulos, Quigley
Bahamas	9-0 W	Costa del Sol, El Salvador	Sunseri-Warp, Chronopoulos, Martinez (2), Adler, Hall, Quigley, Haimes, Phillips
Spain	2-4 L	Acapulco, Mexico	Oray, Adler
Mexico	4-0 W	Acapulco, Mexico	Adler, Quigley, Garzon, Hunter, OG
Bahamas	5-4 W	Acapulco, Mexico	Quigley (2), Adler, Sunseri-Warp, Hall
Costa Rica	6-4 W	Acapulco, Mexico	Quigley, Adler (2), Haimes (2), Sunseri-Warp

U.S. Women's Beach Soccer National Team
All-Time Leaders

APPEARANCES

Player	Caps	Era
Sunseri-Warp, Jeané	30	2019-2024
Quigley, Kilee	25	2019-2024
Leslie, Lauren	22	2019-2024
Hall, Ali	21	2021-2024
Chronopoulos, Makenzie	18	2022-2024
Lowder, Melissa	17	2019-2023
Adler, Hannah	15	2022-2024
Batami, Gabriella	15	2022-2024
Kovecevic, Danielle	15	2021-2023
Valentine, Vanessa	15	2021-2024

GOALS

Player	Goals	Caps	Era
Quigley, Kilee	18	25	2019-2024
Leslie, Lauren	16	22	2019-2024
Adler, Hannah	14	15	2023-2024
Martinez, Samantha	14	12	2019-2024
Hall, Ali	11	21	2021-2023
Sunseri-Warp, Jeané	9	30	2019-2024
Hunter, Rachel	4	12	2022-2023
Garzon, Kelly	3	9	2023
Haimes, Nikki	3	9	2023-2024
Wharton, Megan	3	9	2019-2022
Chronopoulos, Makenzie	3	18	2022-2024

ASSISTS

Player	Assists	Caps	Era
Quigley, Kilee	8	25	2019-2024
Hall, Ali	4	21	2021-2024
Adler, Hannah	2	15	2023-2024
Hunter, Rachel	2	12	2022-2023
Batmani, Gabriella	2	15	2022-2024
Valentine, Vanessa	2	22	2021-2024
Leslie, Lauren	2	21	2019-2024
5 tied with	1		

GOAL CONTRIBUTIONS (G+A)

Player	G+A	Caps	Era
Quigley, Kilee	26	25	2019-2024
Leslie, Lauren	18	22	2019-2024
Adler, Hannah	16	15	2023-2024
Hall, Ali	15	21	2021-2024
Martinez, Samantha	14	21	2019-2024
Sunseri-Warp, Jeané	10	30	2019-2024

U.S. Women's Beach Soccer National Team
All-Time Player Register

Player	Caps	Goals	Era
Adler, Hannah	15	14	2023-2024
Amaral, Vanessa	2	0	2024
Batmani, Gabriella	15	0	2022-2024
Chronopoulos, Makenzie	18	3	2022-2024
Eastman, Elizabeth	6	2	2019
Fitzgerald, Kelly	3	2	2019
Garzon, Kelly	9	3	2023
Haimes, Nikki	9	2	2023-2024
Hall, Ali	21	11	2021-2024
Haynes, Bethany	6	1	2019
Huber, Tori	6	1	2022
Hunter, Rachel	12	4	2022-2023
Kovacevic, Danielle	15	0	2021-2023
Leslie, Lauren	22	16	2019-2024
Lowder, Melissa	17	1	2019-2023
Mariano, Malia	2	0	2024
Martinez, Samantha	17	1	2019-2023
Oray, Vivian	2	1	2024
Phillips, Tori	3	1	2024
Quigley, Kilee	25	18	2019-2024
Scott, Paxton	6	0	2019
Sniegowski, Lizzy	3	0	2022
Sunseri-Warp, Jeané	30	9	2019-2024
Taylor, Rebecca	3	1	2021
Triplett, Ashley	9	1	2021-2023
Valentine, Vanessa	15	2	2021-2024
Wharton, Megan	9	3	2019-2022
Witteman, Samantha	9	8	2019-2021
Yount, Christine	10	0	2019-2022

U.S. WOMEN'S CEREBRAL PALSY NATIONAL TEAM

HEAD COACH: TRICIA TALIAFERRO

MAJOR COMPETITION: INTERNATIONAL FRIENDLY SERIES; LOCATION: TBD

The U.S. Women's Cerebral Palsy National Team was launched in January 2022 and immediately had success. The USA participated in the International Federation of CP Football Women's World Cup in May of 2022, claiming the World Cup title with a thrilling 4-2 extra time win against Australia in the Final, with Catarina Guimaraes leading the team with 11 goals in five matches.

After a year without matches in 2023, the CP WNT returned to action in 2024, playing its first two friendly matches in September against Ireland (6-2 win) and Denmark (16-4 win) in preparation for the second IFCPF Women's World Cup in November. The USA continued to show itself as one of the top teams in Women's CP football, finishing as runners up to Australia and taking its all-time record to 9W-2L-1D.

The Women's CP National Team is open to athletes with cerebral palsy, stroke, or traumatic brain injury. For more information or to inquire about athlete eligibility, please contact U.S. Soccer's Extended National Teams Department via email at extendednt@ussoccer.org.

2024 U.S. WOMEN'S CP NATIONAL TEAM RESULTS

Date	Opponent	Result	U.S. Goal Scorers	Location
Sept. 28	Ireland	6-2 W	Leake (2), Glaser, Kuhnel, Stankunas (2)	Dublin, Ireland
Sept. 29	Denmark	16-4 W	Leake (3), Cross (2), Kuhnel, Hahs (2), Gordon (2), Spencer (2), Stankunas	Dublin, Ireland
Nov. 15	Ireland *	9-2 W	Leake (3), Guimaraes (2), Kuhnel (2), Martin(2)	Salou, Spain
Nov. 16	Australia *	1-3 L	Stankunas	Salou, Spain
Nov. 17	Denmark *	16-0 W	Spencer (5), Wickett (3), Martin (3) Glaser (2), Cross, Leake (2)	Salou, Spain
Nov. 18	Japan *	12-0 W	Leake (3), Cross (2), Spencer (3), Glaser, Stankunas, Ostrander (2)	Salou, Spain
Nov. 19	Australia *(f)	2-6 L	Leake, Spencer	Salou, Spain

(*) IFCPF World Cup

(f) Final

2024 U.S. WOMEN'S CP NATIONAL TEAM STATISTICS

	GP	W	L	D	GF	GA	GD	MIN			
USA Record	7	5	2	0	62	17	45	350			
Opponent Record	7	2	5	0	17	62	-45	350			
Player	GP	GS	MIN	G	A	G+A	GWG	YC	RC	Career Caps/Goals	
Cross, Michelle	7	5	172	5	1	6	2	0	0	12/7	
Glaser, Leah	7	7	342	4	5	9	0	0	0	11/6	
Gordon, Emeril	2	0	35	2	0	2	2	0	0	2/2	
Guimaraes, Catarina	3	3	143	2	2	4	0	0	0	8/13	
Hahs, Madison	2	0	50	2	1	3	3	0	0	2/2	
Kuhnel, Jesslyn	5	5	199	4	1	5	2	0	0	10/10	
Leake, Cassidy	7	5	150	14	3	17	7	0	0	9/14	
Martin, Joey	4	1	101	5	4	9	0	0	0	7/8	
Ostrander, Rebecca	5	4	183	2	1	3	0	0	0	10/8	
Spencer, Kaia	7	3	182	11	12	23	7	0	0	7/11	
Stankunas, Isabella	5	1	95	5	2	7	4	0	0	5/5	
Wickett, Annie	7	1	131	6	0	6	4	0	0	11/10	

Own Goal 0

GOALKEEPING STATISTICS

Player	GP	GS	MIN	GF	GA	SO	W	L	Career	
									D	GAA
Glaser, Leah	5	3	192	30	11	0	1	2	0	2.86
Ostrander, Rebecca	5	4	158	36	2	1	4	2	0	0.63
TOTALS	7	7	350	66	13	1	5	2	0	2.23

U.S. Women's CP
National Team
All-Time Leaders

APPEARANCES

Player	Caps	Starts	Era
Cross, Michelle	12	10	2022-2024
Glaser, Leah	11	8	2022-2024
Wickett, Annie	11	4	2022-2024
Kuhnel, Jesslyn	10	7	2022-2024
Ostrander, Rebecca	10	7	2022-2024
Leake, Cassidy	9	5	2022-2024
Guimaraes, Catarina	8	8	2022-2024

GOALS

Player	Goals	Caps	Era
Leake, Cassidy	14	9	2022-2024
Guimaraes, Catarina	13	8	2022-2024
Spencer, Kaia	11	7	2024
Kuhnel, Jesslyn	10	10	2022-2024
Wickett, Annie	10	11	2022-2024
Martin, Joey	8	7	2022-2024
Ostrander, Rebecca	8	10	2022-2024

ASSISTS

Player	Assists	Caps	Era
Spencer, Kaia	12	17	2024
Martin, Joey	5	7	2022-2024
Glaser, Leah	5	12	2022-2024
Leake, Cassidy	4	9	2022-2024
Guimaraes, Catarina	4	8	2022-2024

GOAL CONTRIBUTIONS (G+A)

Player	G+A	Caps	Era
Spencer, Kaia	23	7	2024
Leake, Cassidy	18	9	2022-2024
Guimaraes, Catarina	17	8	2022-2024
Martin, Joey	13	7	2022-2024
Kuhnel, Jesslyn	11	10	2022-2024
Glaser, Leah	11	11	2022-2024
Wickett, Annie	10	11	2022-2024

U.S. Women's CP
National Team
All-Time Player Register

Player	Caps	Goals	Era
Cross, Michelle	12	7	2022-2024
Glaser, Leah	11	6	2022-2024
Gordon, Emeril	2	2	2024
Guimaraes, Catarina	8	13	2022-2024
Hahs, Madison	2	2	2024
Kuhnel, Jesslyn	10	10	2022-2024
Lauritsen, Emily	4	0	2022
Leake, Cassidy	9	14	2022-2024
Martin, Joey	7	8	2022-2024
Ostrander, Rebecca	10	8	2022-2024
Renick, Catherine	2	6	2022
Spencer, Kaia	7	11	2024
Stankunas, Isabella	5	5	2024
Wickett, Annie	11	10	2022-2024

U.S. WOMEN'S DEAF NATIONAL TEAM

HEAD COACH: AMY GRIFFIN

MAJOR COMPETITION: 2024 DEAF PAN AM GAMES; PORTO ALEGRE, BRAZIL

The U.S. Women's Deaf National Team officially joined U.S. Soccer's National Team programs in 2022, and under the guidance of 1991 Women's World Cup champion Amy Griffin, competed for the first time under the Federation at the 2023 DIFA World Deaf Football Championships in Kuala Lumpur, Malaysia where the USA claimed its third-straight World Cup title.

Despite not having an international tournament in 2024, the Deaf WNT still found a way to make history when it faced Australia in the first match of a doubleheader with the U.S. Women's National Team on June 1 in Commerce City, Colo. Along with the 11-0 result, the encounter was historic for multiple reasons, as it marked the first ENT doubleheader with a senior national team, the first ENT match broadcast on linear television in the United States, while Volkswagen's title sponsorship was the first time an ENT match has had a presenting partner. If all that wasn't enough, it was also the Deaf WNT's first international match played on U.S. soil, and striker Emily Spreeman's six goals in the contest set a new single-game record for a U.S. Soccer 11v11 match.

At the end of the year, the Deaf WNT were then invited to Japan for a series of matches to mark one year out from the 2025 Deaflympics in Tokyo. Griffin used the two-match tour to bring a mix of new players in with the veteran group, and continued the USA's dominance, defeating Japan 6-1 on Nov. 15 and 7-0 on Nov. 17 to take the Deaf WNT's all-time record to 40W-0L-1D in 41 matches since 2005.

HISTORY OF DEAF SOCCER

Soccer, as with other team sports played with deaf participants, dates back to the founding of each sport; in the case of soccer, in England, the first organized game between deaf teams was played in 1871. However, United States participation in international soccer came along rather recently.

Internationally organized deaf sports date back to the formation of The Comité International des Sports des Sourds, founded in Paris, France on August, 1924. In the United States, the American Athletic Union of the deaf was formed in 1945, with the name being changed to the USA Deaf Sports Federation in 1997.

In 1965, the United States first entered a men's team in the Deaf Olympics, hosted by the United States. The USA team was 10th out of 10th teams. The United States has entered teams in most international deaf sports events since.

U.S. WOMEN'S DEAF NATIONAL TEAM HISTORY

The Deaf WNT formed to participate in the first Deaflympics in Australia, in 2005, and took the gold medal.

The first foray into the sport for the women's team began in 1999 with a small-sided outdoor tournament in London England, The St. John's Tournament. The USA team were tournament champions.

The U.S. team is currently coached by former U.S. Women's National Team goalkeeper and long-time college coach Amy Griffin with USWNT legend Joy Fawcett serving as an assistant coach.

The U.S. team has won four Deaflympics and three World Cup championships, and holds a 40-0-1 all-time record through 2023.

U.S. WOMEN'S DEAF NATIONAL TEAM TOURNAMENT HISTORY

1999 – London, England (Champions)
2001 – De Hearne Kortrijk Indoor Tournament in Belgium
2005 – Melbourne, Australia (Deaflympics: Gold Medal)
2009 – Taipei, Chinese Taipei (Deaflympics: Gold Medal)
2012 – Ankara, Turkey (Deaf World Cup: Champions)
2013 – Sofia, Bulgaria (Deaflympics: Gold Medal)
2016 – Salerno, Italy (Deaf World Cup: Champions)
2022 – Caxias do Sul, Brazil (Deaflympics: Gold Medal)
2023 – Kuala Lumpur, Malaysia (Deaf World Cup; Champions)

U.S. WOMEN'S
DEAF NATIONAL TEAM
2024 U.S. WDNT STATISTICS

Overall Record: 3-0-0 (GF: 24, GA: 1)

Player	Pos.	GP/GS	Min.	G	A	G+A	YC	RC
Andrews, Sydney	D	3/3	270	0	1	1	0	0
Beaudry, Paige	D	1/1	90	1	0	1	0	0
Blazic, Josephine	F	1/0	45	1	0	1	0	0
Cembrale, Erin	M	3/3	185	0	0	0	0	0
Fitzgerald, Gracie	M	3/3	270	0	3	3	0	0
Hunter, Holly	M	1/1	45	2	0	2	0	0
Jones, Alexis	M	2/0	98	0	0	0	0	0
Khachadourian, Ani	M	1/1	45	1	1	2	0	0
LaBrecque, Tia	M	2/2	153	1	0	1	0	0
Lenert, Melia	M	2/0	106	0	0	0	0	0
McMurry, Mia	D	1/0	27	0	0	0	0	0
Neff, Emma	M	1/0	53	0	0	0	0	0
Post, Sophie	F	3/2	172	5	2	7	0	0
Price, Paris	M	3/3	211	1	3	4	0	0
Shysh, Sabina	M	3/1	126	1	0	1	0	0
Spreeman, Emily	F	3/3	253	11	8	19	0	0
Turney, Chelsea	D	2/1	124	0	0	0	0	0
Ward, Kate	M	1/1	63	0	2	2	0	0
White, Mia	D	3/3	224	0	1	1	0	0
Wylie, Ella	D	2/0	82	2	0	2	0	0
Wylie, Faith	D	3/2	152	0	1	1	0	0
Own Goal				0				
TOTALS		3/3	270	24	19	43	0	0
OPPONENT TOTALS		3/3	270	1	0	1	0	0

GOALKEEPING STATISTICS

Player	GP/GS	Min.	GF	GA	SO	Saves	W-L-D	GAA
DeGraw, Payton	2/2	180	13	1	1	2	2-0-0	0.50
Frandsen, Taegan	1/1	90	11	0	1	1	1-0-0	0.00
TOTALS	3/3	270	24	1	2	3	3-0-0	0.33
OPPONENT TOTALS	3/3	270	1	24	0	-	0-3-0	8.00

U.S. Women's Deaf
National Team
All-Time Leaders

APPEARANCES

Player	Caps	Era
Ward, Kate	31	2009-2024
Glaser, Leah	11	2022-2024
Andrews, Sydney	30	2012-2024
Spreeman, Emily	26	2005-2024
Fitzgerald, Gracie	20	2016-2024
Offreda, Liza	19	2009-2016
Anders, Raegan	16	2005-2012
Romano, Katie	15	2005-2012
Carlson, Laura	14	2009-2013
Maiwald, Meghan	14	2012-2016
Post, Sophie	14	2022-2024
Price, Paris	14	2022-2024
Schroeder, Felicia	14	2009-2013
White, Mia	14	2022-2024

GOALS

Player	Goals	Caps	Era
Spreeman, Emily	38	26	2005-2024
Schroeder, Felicia	19	14	2009-2013
Nelson, Julia	12	9	2012-2013
Coppedge, Erin	11	7	2005
Post, Sophie	9	14	2022-2024
Khachadourian, Ani	8	10	2022-2024
Romano, Katie	8	15	2005-2012
Ward, Kate	8	31	2009-2024
Hunter, Holly	7	6	2023-2024
Offreda, Liza	7	19	2009-2016
2 tied with	6		

ASSISTS

Player	Assists	Caps	Era
Spreeman, Emily	13	26	2005-2024
Fitzgerald, Gracie	7	20	2016-2024
Price, Paris	5	14	2022-2024
Hunter, Holly	4	6	2022-2024
Khachadourian, Ani	3	10	2022-2024
Wylie, Faith	3	13	2022-2024
Post, Sophie	3	14	2022-2024
Beaudry, Paige	2	12	2022-2024
White, Mia	2	14	2022-2024
Ward, Kate	2	31	2009-2024
4 tied with	1		

GOAL CONTRIBUTIONS (G+A)

Player	G+A	Caps	Era
Spreeman, Emily	51	26	2005-2024
Schroeder, Felicia	19	14	2009-2013
Nelson, Julie	9	12	2012-2013
Post, Sophie	12	14	2022-2024
Fitzgerald, Gracie	11	20	2016-2024
Hunter, Holly	11	6	2023-2024
Khachadourian, Ani	11	10	2022-2024
Coppedge, Erin	11	7	2005
Ward, Kate	10	31	2009-2024
Wylie, Faith	9	13	2022-2024

GOALKEEPER APPEARANCES

Player	Caps	Era
Maiwald, Meghan	13	2012-2016
Frandsen, Taegen	9	2022-2024
DeGraw, Payton	5	2023-2024
Grover, Stephanie	5	2005
Zamichow, Jessie	4	2009

GOALS

Player	SO	Caps	Era
Maiwald, Meghan	10	13	2012-2016
Frandsen, Taegen	7	9	2022-2024
Grover, Stephanie	4	5	2005
Zamichow, Jessie	3	4	2009
DeGraw, Payton	3	5	2023-2024

U.S. Women's Deaf
National Team
All-Time Player Register

Player	Caps	Goals	Era
Anders, Raegan	16	2	2005-2012
Andrews, Sydney	30	1	2012-2024
Badami, Amy	7	0	2005
Barbiers, Beth	3	0	2022-2023
Beaudry, Paige	12	1	2022-2024
Beechy, Kelli	2	4	2005
Blazic, Josephine	1	1	2024
Blitch, Fettlework	5	1	2016
Blooms, Austra	1	1	2005
Buckley, Jennifer	7	0	2005
Cano, Alexis	5	0	2016
Carlson, Laura	14	0	2009-2013
Cembrale, Erin	13	5	2022-2024
Coppedge, Erin	7	11	2005
DeGraw, Payton	5	0	2023-2024
Derrington, Ashley	2	0	2022-2024
Dolich, Lindsey	7	0	2005
Dowling-Fitzpatrick, Becca	2	0	2012
Fields, Jennifer	7	0	2005
Fitzgerald, Gracie	20	4	2016-2024
Frandsen, Taegen	9	0	2022-2024
Galoob, Allie	6	0	2009-2016
Grover, Stephanie	7	0	2005
Hernandez, Sabrina	5	1	2013-2016
Hunter, Holly	6	7	2023-2024
Johnston, Megan	11	4	2005-2009
Jones, Alexis	2	0	2024
Keeler, Virginia	8	6	2005-2009
Kennedy, Heather	10	5	2012-2013
Khachadourian, Ani	10	8	2022-2024
King, Casey	8	5	2016-2023
Koehn, Nikki	7	1	2022-2023
LaBrecque, Tia	2	1	2024
Lanning, Nixo	2	0	2012
Lenart, Melia	2	0	2024
Mackey, Olivia	1	0	2022
Madriago, McCall	12	0	2016-2023
Maiwald, Meghan	14	0	2012-2016
Marin, Mia	6	0	2016
McDonough, Shaquana	4	0	2009
McMurry, Mia	5	0	2023-2024
Messner, Stacy	7	2	2012-2013
Miller, Krystyna	1	1	2022
Neff, Emma	6	1	2023-2024
Nelson, Julia	9	12	2012-2013
Nelson, Sydney	5	0	2012
Nunes, Nicole	5	1	2022
O'Steen, Kelly	7	3	2009-2012
Offreda, Liza	19	7	2009-2016
Post, Sophie	14	9	2022-2024
Previ, Barbara	5	2	2013
Price, Paris	14	2	2022-2024
Rice, Chloe	7	2	2013-2016
Romano, Katie	15	8	2005-2012
Schroeder, Felicia	14	19	2009-2013
Sheridan, Ella	1	0	2022
Shysh, Sabina	4	1	2023-2024
Smither, Anna	10	2	2009-2013
Spreeman, Emily	26	38	2005-2024

Taylor, Madison	16	0	2012-2016
Toler, Rebecca	2	0	2012-2016
Tumey, Chelsea	2	0	2024
Ward, Kate	31	8	2009-2024
Wheeler, Dani	5	0	2016
White, Mia	14	1	2022-2024
Wylie, Ella	2	2	2024
Wylie, Faith	13	6	2022-2024
Zamichow, Jessie	4	0	2009

U.S. WOMEN'S DEAF NATIONAL TEAM - ALL-TIME INTERNATIONAL RESULTS

** DIFA World Championships, + Deaflympics

2024

Date	Opponent	Result	U.S. Goal Scorers	Location
June 1	Australia	11-0 W	Spreeman (6), Khachadourian, Hunter (2), Beaudry, Shysh	Commerce City, Colo.
Nov. 15	Japan	6-1 W	Spreeman (2), Price, Post, E. Wylie, Blazic	Hirono, Japan
Nov. 17	Japan	7-0 W	Spreeman (3), Post (2), E. Wylie, LaBrecque	Hirono, Japan

2023

Date	Opponent	Result	U.S. Goal Scorers	Location
Sept. 23	Japan**	8-0 W	Spreeman (4), King (2), Andrews, Wylie	Kuala Lumpur, Malaysia
Sept. 27	Turkey**	9-0 W	Spreeman (3), Post (2), Hunter, Cembrale, Neff, OG	Kuala Lumpur, Malaysia
Sept. 29	England**	4-0 W	Spreeman (2), Hunter (2)	Kuala Lumpur, Malaysia
Oct. 1	Poland**	2-1 W	Spreeman (2)	Kuala Lumpur, Malaysia
Oct. 3	England**	10-1 W	Fitzgerald (2), Khachadourian (2), Post (2), Wylie (2), Hunter, Spreeman	Kuala Lumpur, Malaysia
Oct. 6	Turkey**	3-0 W	Post, Hunter, Spreeman	Kuala Lumpur, Malaysia

2022

Date	Opponent	Result	U.S. Goal Scorers	Location
May 3	Brazil+	4-0 W	Cressy, White, Nunes, Post	Caxias do Sul, Brazil
May 7	Japan+	1-0 W	Wylie	Caxias do Sul, Brazil
May 9	Kenya+	13-0 W	—	Caxias do Sul, Brazil
May 11	Poland+	2-0 W	Ward, Price	Caxias do Sul, Brazil
May 15	Poland+	2-2 D (4-2 pk)	Koehn, Cembrale	Caxias do Sul, Brazil

2016

Date	Opponent	Result	U.S. Goal Scorers	Location
June 22	Turkey**	3-0 W	Spreeman, Ward, Offreda	Salerno, Italy
June 24	Russia**	4-1 W	Spreeman (3), King	Salerno, Italy
June 26	Great Britain**	4-0 W	Spreeman (3), Fitzgerald	Salerno, Italy
June 28	Italy**	7-0 W	Rice (2), Spreeman (3), Blitch, OG	Salerno, Italy
June 30	Poland**	4-1 W	Spreeman, Ward, Hernandez, OG	Salerno, Italy
July 2	Russia**	3-0 W	King (2), Spreeman	Salerno, Italy

2013

Date	Opponent	Result	U.S. Goal Scorers	Location
July 26	Greece+	11-0 W	Schroeder (4), Previ (2), Kennedy, Nelson (2), Ward, Messner	Sofia, Bulgaria
July 28	Poland+	2-0 W	Schroeder, Kennedy	Sofia, Bulgaria
July 30	Japan+	7-0 W	Nelson (4), Schroeder (2), Smither	Sofia, Bulgaria
Aug. 1	Great Britain+	5-0 W	Schroeder (2), Kennedy, Nelson, Offreda	Sofia, Bulgaria
Aug. 4	Russia+	2-1 W	Nelson, Ward	Sofia, Bulgaria

2012

Date	Opponent	Result	U.S. Goal Scorers	Location
July 18	Russia**	1-0 W	Nelson	Ankara, Turkey
July 20	Japan**	4-1 W	Nelson (2), Schroeder, Kennedy	Ankara, Turkey
July 22	Germany**	8-0 W	Romano (2), Ward, Nelson, Kennedy, Schroeder	Ankara, Turkey
July 26	Poland**	3-1 W	Schroeder, Anders	Ankara, Turkey
July 28	Russia**	1-0 W	Messner	Ankara, Turkey

Date	Opponent	Result
Sept. 5	Germany**	4-0 W
Sept. 7	Denmark**	7-0 W
Sept. 11	Great Britain**	2-1 W
Sept. 15	Germany**	4-0 W

Date	Opponent	Result
Jan. 6	Denmark+	5-2 W
Jan. 8	Norway+	5-0 W
Jan. 10	Russia+	4-1 W
Jan. 11	Australia+	6-0 W
Jan. 13	Great Britain+	3-0 W
Jan. 14	Denmark+	7-2 W
Jan. 16	Russia+	3-0 W

Schroeder (2), Smither, Offreda
O'Steen (3), Schroeder (2), Ward, OG
Offreda, Johnston
Schroeder (2), Romano, Offreda

Taipei, Chinese Taipei
Taipei, Chinese Taipei
Taipei, Chinese Taipei
Taipei, Chinese Taipei

Keeler (2), Romano (2), Coppedge
Romano (2), Keeler (2), Coppedge
Coppedge (2), Spreeman, Romano
Coppedge (5), Blooms
Coppedge, Anders, Keeler
Johnston (3), Beechy (2), Coppedge, Romano
Beechy (2), Keeler

Melbourne, Australia
Melbourne, Australia
Melbourne, Australia
Melbourne, Australia
Melbourne, Australia
o Melbourne, Australia
Melbourne, Australia

U.S. WOMEN'S FUTSAL NATIONAL TEAM

HEAD COACH: DIEGO BURATO

MAJOR INTERNATIONAL TOURNAMENT: 2024 CONCACAF WOMEN'S FUTSAL CHAMPIONSHIP; 2024 FIFA WOMEN'S FUTSAL WORLD CUP

With FIFA pushing to start a Women's Futsal World Cup, in 2022, U.S. Soccer announced its intention to launch a U.S. Women's Futsal National Team. Marcia Tafarel was appointed head coach of the Futsal WNT later that year and the program held its first Identification camps in 2023. After an 18-month identification process, the Futsal WNT held its first full National Team camp in July 2024 and enters the new year set to play its first international matches in February in preparation for the inaugural Concacaf Women's Futsal Championship in April. Should the Futsal WNT gain a successful outcome at the regional qualifying tournament, the USA will then participate in the first-ever FIFA Futsal World Cup to be held Nov. 21-Dec. 7 in the Philippines.

FUTSAL HISTORY

Futsal is a sport that is derived from soccer and played with five-player teams on a basketball-style court, with no walls and a smaller, low-bouncing ball. It is unlike the sport of indoor soccer, which is played with six-man squads and walls on turf. Great soccer superstars such as Pele, Zico, and Ronaldo grew up playing futsal and credit the game with developing their skills.

The first Men's FIFA Futsal World Cup was held in the Netherlands in 1989. In 1992 the U.S. Futsal Team set the mark for highest finish for a U.S. male National Team at a FIFA competition, with a second-place finish behind legendary indoor goalkeeper Victor Nogueira and stars from the Indoor leagues like Ted Eck, Jim Gabarra and Dale Ervine. The 1992 Team also included Jeff Agoos and Fernando Clavijo, who later appeared in World Cups for the full Men's National Team.

Futsal has experienced a massive growth in popularity over the years, with the Men's World Cup field now standing at 24 teams. Once seen as an amateur sport that players would use to hone their skills before transitioning to the outdoor game, many of the participating nations in the Men's World Cup now sport their own professional futsal leagues and play dozens of full internationals a year.

U.S. POWER SOCCER
NATIONAL TEAM

HEAD COACH: TRACY MAYER

MAJOR COMPETITION: 2024 APFC AMERICAS CUP

Coming off a third place finish at the 2023 FIPFA Powerchair Football World Cup in Sydney, Australia, the U.S. Power Soccer National Team used 2024 to begin preparation for the 2025 APFC Americas Cup. Set for this October in Uruguay, the competition brings together the best powerchair football teams in North and South America and serves as qualifying for the 2026 FIPFA Powerchair Football World Cup to be held the following October in Argentina.

2023 U.S. POWER SOCCER NATIONAL TEAM RESULTS

Date	Opponent	Result	Location	U.S. Goal Scorers
Oct. 14	Australia*	5-0 W	Sydney, Australia	Z. Dickey (2), Johnson, J. Dickey, Heer
Oct. 15	France*	1-3 L	Sydney, Australia	J. Dickey
Oct. 15	Northern Ireland*	3-0 W	Sydney, Australia	J. Dickey (2), Johnson
Oct. 16	Ireland*	2-0 W	Sydney, Australia	Winslow, Heer
Oct. 16	Japan*	2-0 W	Sydney, Australia	Sefick, Heer
Oct. 17	England*	3-1 W	Sydney, Australia	Johnson (2), Winslow
Oct. 17	Denmark*	2-1 W	Sydney, Australia	Heer, J. Dickey
Oct. 18	Uruguay*	2-0 W	Sydney, Australia	Johnson, Mayer
Oct. 18	Argentina*	1-1 D	Sydney, Australia	Z. Dickey
Oct. 19	England* (s)	0-1 L	Sydney, Australia	-
Oct. 20	Argentina* (3)	2-1 W	Sydney, Australia	Heer (2)

*FIPFA Powerchair Football World Cup; ^APFC Americas Cup

The U.S. Power Soccer National Team has competed independently since 2007, and officially joined U.S. Soccer's Extended National Team program in 2022 as part of U.S. Soccer's effort to build out programming for soccer in all of its forms. Power Soccer is the first competitive team sport developed specifically for powerchair users and has been played internationally since 2006.

The USA has been one of the top teams in the world since international play began, winning the 2007 and 2011 FIPFA Powerchair Football World Cups, and finishing as runners-up in the 2017 edition. In 2023, the Power NT participated in its first competition as a fully-funded National Team under U.S. Soccer at the FIPFA Powerchair Football World Cup. In Australia, the USA showed its prowess on set pieces throughout the tournament, but fell 1-0 in the semifinal to England before rebounding to earn a 2-1 win against Argentina and the bronze medal

The co-ed Power Soccer National Team is for athletes who use power chairs and can qualify through a variety of conditions, including quadriplegia, multiple sclerosis, muscular dystrophy, and cerebral palsy, among others. The game is played in a gymnasium on a regulation basketball court with four players who attack, defend, and spin-kick a 13-inch soccer ball in a skilled and challenging game similar to mainstream soccer.

If you or someone you know qualifies for the Power Soccer National Team (co-ed), you can contact us via email at ExtendedNT@ussoccer.org for more information on potential playing opportunities.

U.S. POWER SOCCER NATIONAL TEAM

2023 U.S. PSNT STATISTICS

Overall Record: 8-2-1 (GF: 23, GA: 8)

Player	Pos.	GP/GS	G	A	G+A	YC	RC	GWG	GWA
Dickey, Jordan	Center	10/6	5	0	5	2	1	2	0
Dickey, Zach	Striker	10/8	3	2	5	1	0	1	0
Heer, Lexi	Winger	11/3	6	1	7	0	0	1	0
Johnson, Riley	Center	9/7	5	1	6	2	0	2	0
Mayer, Nathan	GK	11/10	1	0	1	0	0	0	0
Russo-Dickey, Natalie	Winger	5/3	0	0	0	0	0	0	0
Sefick, Peyton	Winger	9/3	1	0	1	0	0	1	0
Winslow, Pete	Striker	11/4	2	15	17	1	0	1	6
TOTALS		11/11	23	19	42	6	1	0	0
OPPONENT TOTALS		11/11	8	-	-	10	0	-	-

GOALKEEPING STATISTICS

Player	GP/GS	GA	SO	Saves	W-L-D	GAA
Heer, Lexi	2/1	0	1	1	1-0-0	0.00
Mayer, Nathan	10/10	8	4	13	7-2-1	0.80
TOTALS	11/11	8	5	14	8-2-1	0.73
OPPONENT TOTALS	11/11	23	0	34	2-8-1	2.09

U.S. POWER SOCCER NATIONAL TEAM - ALL-TIME INTERNATIONAL RESULTS

*FIPFA Americas Cup, ** FIPFA Powerchair Football World Cup

2023

Date	Opponent	Result	U.S. Goal Scorers	Location
Oct. 14	Australia**	5-0 W	Z. Dickey (2), Johnson, J. Dickey, Heer	Sydney, Australia
Oct. 15	France**	1-3 L	J. Dickey	Sydney, Australia
Oct. 15	N. Ireland**	3-0 W	J. Dickey (2), Johnson	Sydney, Australia
Oct. 16	Ireland**	2-0 W	Winslow, Heer	Sydney, Australia
Oct. 16	Japan**	2-0 W	Sefick, Heer	Sydney, Australia
Oct. 17	England**	3-1 W	Johnson (2), Winslow	Sydney, Australia
Oct. 17	Denmark**	2-1 W	Heer, J. Dickey	Sydney, Australia
Oct. 18	Uruguay**	2-0 W	Johnson, Mayer	Sydney, Australia
Oct. 18	Argentina**	1-1 D	Z. Dickey	Sydney, Australia
Oct. 19	England**	0-1 L	-	Sydney, Australia
Oct. 20	Argentina**	2-1 W	Heer (2)	Sydney, Australia

2019

Date	Opponent	Result	U.S. Goal Scorers	Location
Aug. 7	Brazil*	4-0 W	Archer (2), Johnson (2)	Rio de Janeiro, Brazil
Aug. 7	Canada*	11-0 W	J. Dickey (2), Carpenter (2), Archer (3), N. Russo, OG (2), Johnson	Rio de Janeiro, Brazil
Aug. 8	Argentina*	1-0 W	Archer	Rio de Janeiro, Brazil
Aug. 8	Uruguay*	5-1 W	Johnson (2), Archer (3)	Rio de Janeiro, Brazil

2017

Date	Opponent	Result	U.S. Goal Scorers	Location
July 5	Denmark**	8-0 W	J. Dickey (4), Archer (3), Sefick	Kissimmee, Fla.
July 6	Uruguay**	6-0 W	J. Dickey, Archer (2), Sefick (2) N. Russo	Kissimmee, Fla.
July 6	Japan**	9-0 W	OG, R. Johnson (2), Archer (3), Cunningham, Carpenter, Mayer	Kissimmee, Fla.
July 7	Argentina**	7-1 W	J. Dickey (2), Johnson (2), Archer (2), Cunningham	Kissimmee, Fla.
July 8	Ireland**	7-0 W	Archer (2), OG (2), Sefick, N. Russo (2)	Kissimmee, Fla.
July 8	England**	2-1 W	Johnson, J. Dickey	Kissimmee, Fla.
July 9	France**	2-4 L	Archer, J. Dickey	Kissimmee, Fla.

2014

Date	Opponent	Result	U.S. Goal Scorers	Location
May 3	Canada*	6-1 W	J. Russo (3), N. Russo (2), Carpenter	Rio de Janeiro, Brazil
May 3	Brazil*	10-0 W	N. Russo (2), J. Russo (2), Carpenter (2), McGuire (3), ?	Rio de Janeiro, Brazil
May 3	Uruguay*	10-0 W	N. Russo (3), Carpenter (3), McGuire (2), Heer, OG	Rio de Janeiro, Brazil
May 4	Australia*	4-1 W	N. Russo (2), J. Russo, Carpenter	Rio de Janeiro, Brazil
May 4	Argentina*	11-0 W	Mulholland (4), N. Russo (3), Heer (2), McGuire, OG	Rio de Janeiro, Brazil
May 5	Brazil*	9-0 W	N. Russo (2), OG, McGuire (2), Carpenter, Mulholland	Rio de Janeiro, Brazil
May 5	Australia*	6-0 W	N. Russo (3), McGuire, OG, Mulholland	Rio de Janeiro, Brazil

2011

Date	Opponent	Result	U.S. Goal Scorers	Location
Nov. 3	Japan**	2-0 W	Archer, Scalia-Carrow	Paris, France
Nov. 3	Portugal**	13-0 W	Archer (3), J. Russo (2), Scalia-Carrow (2), Winslow (2), O. Solorio (2), Calvert, K. Dickey	Paris, France
Nov. 4	England**	0-1 L	-	Paris, France
Nov. 4	Switzerland**	21-0 W	J. Dickey (2), Archer (2), Winslow (2), Calvert (5), J. Russo (3), K. Dickey (3), O. Solorio (3), Scalia-Carrow	Paris, France
Nov. 4	France**	2-0 W	Archer, Scalia-Carrow	Paris, France
Nov. 5	England**	3-0 W	Archer (2), Calvert	Paris, France

2007

Date	Opponent	Result	U.S. Goal Scorers	Location
Oct. 10	England**	3-0 W	Archer (2), Lehman	Tokyo, Japan
Oct. 10	Portugal**	8-0 W	Book (4), Gorman, Navarro (2), Archer	Tokyo, Japan
Oct. 10	Belgium**	4-0 W	Lehman (2), Archer, O. Solorio	Tokyo, Japan
Oct. 11	Japan**	2-0 W	Archer, Lehman	Tokyo, Japan
Oct. 11	France**	1-1 D	Gorman	Tokyo, Japan
Oct. 12	Denmark**	6-0 W	-	Tokyo, Japan
Oct. 12	Belgium**	3-0 W	Lehman (2), Solorio	Tokyo, Japan
Oct. 13	France**	1-1 D (6-5 pk)	Gorman	Tokyo, Japan

U.S. Power Soccer National Team All-Time Leaders

APPEARANCES

Player	Caps	Era
Dickey, Jordan	27	2011-2023
Archer, Michael	25	2007-2019
Mayer, Nathan	22	2017-2023
Russo-Dickey, Natalie	21	2014-2023
Russo, JC	21	2007-2014
Johnson, Riley	20	2017-2023

GOALS

Player	Goals	Caps	Era
Archer, Michael	36	25	2007-2019
Russo-Dickey, Natalie	23	21	2014-2023
Dickey, Jordan	18	27	2011-2023
Johnson, Riley	15	20	2017-2023
Carpenter, Ben	11	15	2014-2019
Russo, JC	11	21	2007-2014
McGuire, Ed	9	7	2014
Heer, Lexi	9	18	2014-2023

ASSISTS

Player	Assists	Caps	Era
Archer, Michael	39	25	2007-2019
Russo, JC	26	21	2007-2014
Winslow, Pete	18	14	2011-2023
Carpenter, Ben	10	15	2014-2019
Dickey, Jordan	10	27	2011-2023
Johnson, Riley	9	20	2017-2023
Calvert, Case	8	3	2011
Russo-Dickey, Natalie	8	21	2014-2023

GOAL CONTRIBUTIONS (G+A)

Player	G+A	Caps	Era
Archer, Michael	75	25	2007-2019
Russo, JC	37	21	2007-2014
Russo-Dickey, Natalie	31	21	2014-2023
Dickey, Jordan	28	27	2011-2023
Winslow, Pete	24	14	2011-2023
Johnson, Riley	24	20	2017-2023
Carpenter, Ben	21	15	2014-2019

U.S. Power Soccer National Team All-Time Player Register

Player	Caps	Goals	Era
Archer, Michael	25	36	2007-2019
Book, Jerry	3	4	2007
Calvert, Case	3	7	2011
Carpenter, Ben	15	11	2014-2019
Cunningham, Drew	5	2	2017
Dickey, Jordan	27	18	2011-2023
Dickey, Katie	3	4	2011
Dickey, Zach	10	3	2023
Gorman, Danny	5	3	2007
Heer, Lexi	18	9	2014-2023
Johnson, Riley	20	15	2017-2023
Lehman, Jessica	8	6	2007
Mayer, Nathan	22	2	2017-2023
McGuire, Ed	7	9	2014
Mulholland, Kevin	7	7	2014
Navarro, Elio	7	2	2007
Russo-Dickey, Natalie	21	23	2014-2023
Russo, JC	21	11	2007-2014
Scalia-Carrow, Kendra	6	5	2011
Sefick, Peyton	15	5	2017-2023
Solorio, Jairo	3	0	2007
Solorio, Omar	11	7	2007-2011
Winslow, Pete	14	6	2011-2023

SCORING SPREE: At the 2023 Women's Deaf Football World Championship Kuala Lumpur, Malaysia, U.S. forward Emily Spreeman (right) scored 13 goals to earning her the Golden Boot and Golden Ball awards as the top scorer and best player in the tournament.



COMPETITIONS



FIFA WORLD CHAMPIONSHIPS

The Federation Internationale de Football Association (FIFA) conducts eight major outdoor soccer world championships played at the international level. Those tournaments are the FIFA World Cup, the FIFA Women's World Cup, the Men's Olympic Football Tournament, the Women's Olympic Football Tournament, the FIFA Under-20 World Cup, the FIFA Under-17 World Cup, the FIFA Under-20 Women's World Cup and the FIFA Under-17 Women's World Cup. Additionally, FIFA also conducts the Futsal World Cup every four years, and the Beach Soccer World Cup biennially. A quick synopsis of these tournaments is listed below. More detail can be found on USA performances at each of these tournaments throughout the U.S. Men's National Team Media Guide and the U.S. Women's National Team Media Guide.

FIFA WORLD CUP

The FIFA World Cup has been played 22 times since the first competition in 1930 in Uruguay. The tournament has grown in stature over the years and has become not only the biggest sporting event in the world, but also simply the biggest event in the world every four years. Outside of the USA's third-place finish in the inaugural tournament, the team's quarterfinal run in 2002 is the side's best World Cup finish.

Year	Location	Champion	Runner-up	Third place	Fourth place	Teams
1930	Uruguay	Uruguay	Argentina	United States	Yugoslavia	13
1934	Italy	Italy	Czechoslovakia	Germany	Austria	16
1938	France	Italy	Hungary	Brazil	Sweden	15
1950	Brazil	Uruguay	Brazil	Sweden	Spain	13
1954	Switzerland	West Germany	Hungary	Austria	Uruguay	16
1958	Sweden	Brazil	Sweden	France	West Germany	16
1962	Chile	Brazil	Czechoslovakia	Chile	Yugoslavia	16
1966	England	England	West Germany	Portugal	Soviet Union	16
1970	Mexico	Brazil	Italy	West Germany	Uruguay	16
1974	West Germany	West Germany	Holland	Poland	Brazil	16
1978	Argentina	Argentina	Holland	Brazil	Italy	16
1982	Spain	Italy	West Germany	Poland	France	24
1986	Mexico	Argentina	West Germany	France	Belgium	24
1990	Italy	West Germany	Argentina	Italy	England	24
1994	United States	Brazil	Italy	Sweden	Bulgaria	24
1998	France	France	Brazil	Croatia	Holland	32
2002	Korea/Japan	Brazil	Germany	Turkey	Korea Republic	32
2006	Germany	Italy	France	Germany	Portugal	32
2010	South Africa	Spain	Netherlands	Germany	Uruguay	32
2014	Brazil	Germany	Argentina	Netherlands	Brazil	32
2018	Russia	France	Croatia	Belgium	England	32
2022	Qatar	Argentina	France	Croatia	Morocco	32
2026	USA/Canada/Mexico	—	—	—	—	48
2030	Morocco, Portugal, Spain	—	—	—	—	48
2034	Saudi Arabia	—	—	—	—	48

FIFA WOMEN'S WORLD CUP

The FIFA Women's World Cup has been contested on nine occasions with the USA earning four championships (China '91, USA '99, Canada '15 and France '19), Germany two (USA '03 and China '07) and Norway (Sweden '95) and Japan (Germany '11) one each. The Women's World Cup returned to North America in 2015, with Canada hosting an expanded 24-team field after the previous four editions featured 16 nations. After falling to Japan on penalty kicks in the 2011 final, the U.S. navigated its way back to a rematch with the defending World Cup champions, earning a 5-2 victory on July 5 in Vancouver to become the first nation to capture three Women's World Cup championships. The 2023 FIFA Women's World cup, which was jointly hosted by Australia and New Zealand, featured an expanded field of 32 nations.

Year	Location	Champion	Runner-up	Third place	Fourth place	Teams
1991	China	United States	Norway	Sweden	Germany	12
1995	Sweden	Norway	Germany	USA	China	12
1999	United States	United States	China	Brazil	Norway	16
2003	United States	Germany	Sweden	United States	Canada	16
2007	China	Germany	Brazil	United States	Norway	16
2011	Germany	Japan	United States	Sweden	France	16
2015	Canada	United States	Japan	England	Germany	24
2019	France	United States	Netherlands	Sweden	England	24
2023	Australia/New Zealand	Spain	England	Sweden	Australia	32
2027	Brazil	—	—	—	—	32

OLYMPIC FOOTBALL TOURNAMENTS

After competing as an exhibition sport at the 1900 and 1904 Olympic Games, soccer became the first team sport included in the Olympics with the first official tournament dating back to the 1908 London Games when the United Kingdom defeated Denmark to claim the gold medal. Since that time soccer has been part of every Olympiad except the 1932 event in the United States.

On the women's side, the sport wasn't introduced to the Olympics until the 1996 competition in the United States. The U.S. claimed the inaugural gold medal in women's Olympic football by defeating China 2-1 on Aug. 1, 1996, in front of a capacity crowd of 76,481 fans in Athens, Georgia.

The growth of professional football after World War II meant that some of the best players were not eligible to compete in the Olympics. Nevertheless, the Olympic Tournament retained its vitality as a forum for the amateur game. In 1952, Hungary's great generation with players such as Grosics, Czibor, Puskas and Kocsis won the tournament in Helsinki. After that, and until Los Angeles in 1984, all the Olympic titles went to Eastern Europe, a span of eight straight tournaments.

When the Olympics entered the modern era, FIFA was obliged to reconsider its position for the Barcelona 1992 tournament, where, for the first time, the tournament was restricted to Under-23 national teams. In 1996, FIFA altered the U-23 designation slightly, allowing teams to add three overage players into the mix, a rule that is still in effect.

Through the 1928 Olympics in Holland, Olympic caps were counted as full international appearances, but that designation changed with the advent of the World Cup in 1930. Although the Olympic Games football tournament actually falls under the realm of the International Olympic Committee, FIFA presides over the event on behalf of the IOC.

Due to the COVID-19 pandemic, the Tokyo 2020 Olympic and Paralympic Games were postponed to 2021.

MEN'S OLYMPIC SOCCER TOURNAMENT

Year	Location	Gold Medal	Silver Medal	Bronze Medal	Teams
1908	London, Great Britain	United Kingdom	Denmark	Netherlands	5
1912	Stockholm, Sweden	United Kingdom	Denmark	Netherlands	11
1920	Antwerp, Belgium	Belgium	Spain	Netherlands	14
1924	Paris, France	Uruguay	Switzerland	Sweden	22
1928	Amsterdam, Holland	Uruguay	Argentina	Italy	17
1932	Los Angeles, USA	— no tournament —			
1936	Berlin, Germany	Italy	Austria	Norway	16
1948	London, Great Britain	Sweden	Yugoslavia	Denmark	18
1952	Helsinki, Finland	Hungary	Yugoslavia	Sweden	25
1956	Melbourne, Australia	Soviet Union	Yugoslavia	Bulgaria	11
1960	Rome, Italy	Yugoslavia	Denmark	Netherlands	16
1964	Tokyo, Japan	Hungary	Czechoslovakia	East Germany	14
1968	Mexico City, Mexico	Hungary	Bulgaria	Japan	16
1972	Munich, W. Germany	Poland	Hungary	E. Germany & Soviet Union	13
1976	Montreal, Canada	East Germany	Poland	Soviet Union	16
1980	Moscow, Soviet Union	Czechoslovakia	East Germany	Soviet Union	16
1984	Los Angeles, USA	France	Brazil	Yugoslavia	16
1988	Seoul, South Korea	Soviet Union	Brazil	West Germany	16
1992	Barcelona, Spain	Spain	Poland	Ghana	16
1996	Atlanta, USA	Nigeria	Argentina	Brazil	16

FIFA COMPETITIONS

2000	Sydney, Australia	Cameroon	Spain	Chile	16
2004	Athens, Greece	Argentina	Paraguay	Italy	16
2008	Beijing, China	Argentina	Nigeria	Brazil	16
2012	London, England	Mexico	Brazil	Korea Republic	16
2016	Rio de Janeiro, Brazil	Brazil	Germany	Nigeria	16
2021	Tokyo, Japan	Brazil	Spain	Mexico	16
2024	Paris, France	Spain	France	Morocco	16
2028	Los Angeles, USA	–	–	–	16

WOMEN'S OLYMPIC SOCCER TOURNAMENT

Year	Location	Gold Medal	Silver Medal	Bronze Medal	Teams
1996	Atlanta, USA	United States	China	Norway	8
2000	Sydney, Australia	Norway	United States	Germany	8
2004	Athens, Greece	United States	Brazil	Germany	10
2008	Beijing, China	United States	Brazil	Germany	12
2012	London, England	United States	Japan	Canada	12
2016	Rio de Janeiro, Brazil	Germany	Sweden	Canada	12
2021	Tokyo, Japan	Canada	Sweden	United States	12
2024	Paris, France	USA	France	Germany	12
2028	Los Angeles, USA	–	–	–	12

FIFA U-20 WORLD CUP

Contested every two years, the FIFA Under-20 World Cup is restricted to players under 20 years of age. The tournament was renamed from the FIFA World Youth Championship in 2006. The U.S. has qualified for the tournament on 16 occasions, finishing fourth in 1989 (Saudi Arabia). At the most recent tournament in 2019 in Poland, the U.S. opened group play 2-1 loss to eventual champions Ukraine before reeling off victories against Nigeria (2-0) and Qatar (1-0) to advance to the knockout stage. In the Round of 16, the U-20 MNT won a thrilling game against favorites France 3-2 to move on to the quarterfinals where it faced eventual third place finisher Ecuador and dropped an incredibly competitive match, 2-1. The U-20 MNT's performance marked the third consecutive time the team reached the quarterfinals after also doing so in 2017 and 2015, making the USA the only nation to reach the quarterfinals of the last three U-20 World Cups. Forward Eddie Johnson became the first U.S. player to win a Golden Boot at a FIFA World Championship in 2003. After finishing second in the 1999 and 2001 group phase, the U.S. went one better, winning its group three consecutive tournaments from 2003-07.

Year	Location	Champion	Runner-up	Third place	Fourth place	Teams
1977	Tunisia	Soviet Union	Mexico	Brazil	Uruguay	16
1979	Japan	Argentina	Soviet Union	Uruguay	Poland	16
1981	Australia	West Germany	Qatar	Romania	England	16
1983	Mexico	Brazil	Argentina	Poland	Korea Republic	16
1985	Soviet Union	Brazil	Spain	Nigeria	Soviet Union	16
1987	Chile	Yugoslavia	West Germany	East Germany	Chile	16
1989	Saudi Arabia	Portugal	Nigeria	Brazil	United States	16
1991	Portugal	Portugal	Brazil	Soviet Union	Australia	16
1993	Australia	Brazil	Ghana	England	Australia	16
1995	Qatar	Argentina	Brazil	Portugal	Spain	16
1997	Malaysia	Argentina	Uruguay	Ireland	Ghana	24
1999	Nigeria	Spain	Japan	Mali	Uruguay	24
2001	Argentina	Argentina	Ghana	Egypt	Paraguay	24
2003	UAE	Brazil	Spain	Colombia	Argentina	24
2005	Holland	Argentina	Nigeria	Brazil	Morocco	24
2007	Canada	Argentina	Czech Republic	Chile	Austria	24
2009	Egypt	Ghana	Brazil	Hungary	Costa Rica	24
2011	Colombia	Brazil	Portugal	Mexico	France	24
2013	Turkey	France	Uruguay	Ghana	Iraq	24
2015	New Zealand	Serbia	Brazil	Mali	Senegal	24
2017	Korea Republic	England	Venezuela	Italy	Uruguay	24
2019	Poland	Ukraine	South Korea	Ecuador	Italy	24
2021	– Cancelled due to COVID-19 –					
2023	Argentina	Uruguay	Italy	Israel	South Korea	24
2025	Chile	–	–	–	–	24

FIFA U-20 WOMEN'S WORLD CUP

Renamed the FIFA Under-20 Women's World Cup in 2008, the tournament was staged as a U-20 event for the first time in 2006 after two initial tournaments were played as Under-19 events. The inaugural FIFA U-19 Women's World Championship was held in Canada from Aug. 17-Sept. 1, 2002, with 12 teams. That first tournament was an incredible success, with the USA capturing the first championship via a Lindsay Tarpley golden goal in a 1-0 victory in front of 47,784 fans in Edmonton, Canada. The U.S. fell to Germany in the semifinals in Thailand in 2004, and in 2006 finished out of the top three for the first time in program history. In 2008, however, Golden Ball winner Sydney Leroux and Silver Ball winner Alex Morgan returned the U.S. to the top of the podium. After getting knocked out once again in penalty kicks in 2010, this time in the quarterfinal, a 1-0 victory against Germany in the 2012 U-20 Women's World Cup Final in Tokyo capped a remarkable run by the young Americans with defender and captain Julie Johnston earning the Bronze Ball. In 2014, the USA once again fell on penalty kicks, losing to Korea DPR in a quarterfinal shootout after drawing 1-1, and in 2016 it finished in fourth place after losing to eventual World Cup champion Korea DPR in the semifinal, 2-1. The 2018 edition of the tournament saw the U.S. ousted from a tough group that included champions Japan and runner-up Spain. Due to the COVID-19 pandemic, the 2020 edition of the tournament was postponed and eventually cancelled. At the 2022 U-20 Women's World Cup in Costa Rica, the U.S. failed to advance to the knockout round having been drawn into a challenging group that included eventual runner-up Japan and fourth-place finisher the Netherlands. In 2024, the USA played a dynamic tournament, defeating the Netherlands, 2-1, in the Third-Place Match to reach the podium for the first time since 2012. This edition of the FIFA U-20 Women's World Cup saw the tournament field expanded to 24 nations for the first time.

Year	Location	Champion	Runner-up	Third place	Fourth place	Teams
2002	Canada	United States	Canada	Germany	Brazil	12
2004	Thailand	Germany	China	United States	Brazil	12
2006	Russia	Korea DPR	China	Brazil	USA	16
2008	Chile	United States	Korea DPR	Germany	France	16
2010	Germany	Germany	Nigeria	Korea Republic	Colombia	16
2012	Japan	United States	Germany	Japan	Nigeria	16
2014	Canada	Germany	Nigeria	France	Korea DPR	16
2016	Papua New Guinea	Korea DPR	France	Japan	United States	16
2018	France	Japan	Spain	England	France	16
2020	– Cancelled due to COVID-19 –					
2022	Costa Rica	Spain	Japan	Brazil	Netherlands	16
2024	Colombia	Korea DPR	Japan	USA	Netherlands	24
2026	Poland	–	–	–	–	24

FIFA U-17 WORLD CUP

The FIFA U-17 World Cup is contested every two years for players under 17 years of age. The U.S. was the only team in the world to qualify for every U-17 World Championship, from the tournament's inception in 1985 through 2013. The first three tournaments were actually played as U-16 World Championships, but FIFA changed the event to its present U-17 status in 1989. The Concacaf region hosted the tournament for a first time in 2001, when Trinidad & Tobago served as the first-ever Caribbean host for a FIFA World Championship. Mexico became the first Concacaf team to win an outdoor men's world championship in 2005 with an impressive triumph in Peru before winning the tournament a second time in 2013 as the host country. The U.S. returned to the U-17 World Cup in 2015 but could not escape the group phase. 2017 saw another leap forward as the U.S. went on a freewheeling run to the quarterfinal (the first time both the U.S. U-17 and U-20 MNTs reached a World Cup quarterfinal in the same year) before bowing out to eventual champs England. The U.S. achieved its best result in 1999, finishing fourth.

Year	Location	Champion	Runner-up	Third place	Fourth place	Teams
1985	China	Nigeria	West Germany	Brazil	Guinea	16
1987	Canada	Soviet Union	Nigeria	Ivory Coast	Italy	16
1989	Scotland	Saudi Arabia	Scotland	Portugal	Bahrain	16
1991	Italy	Ghana	Spain	Argentina	Qatar	16
1993	Japan	Nigeria	Ghana	Poland	Chile	16
1995	Ecuador	Ghana	Brazil	Argentina	Oman	16
1997	Egypt	Brazil	Ghana	Spain	Germany	16
1999	New Zealand	Brazil	Australia	Ghana	United States	16
2001	Trin. & Tobago	France	Nigeria	Burkina Faso	Argentina	16
2003	Finland	Brazil	Spain	Argentina	Colombia	16
2005	Peru	Mexico	Brazil	Holland	Turkey	16
2007	Korea Republic	Nigeria	Spain	Germany	Ghana	24
2009	Nigeria	Switzerland	Nigeria	Spain	Colombia	24

FIFA COMPETITIONS

2011	Mexico	Uruguay	Mexico	Brazil	Germany	24
2013	UAE	Nigeria	Mexico	Sweden	Argentina	24
2015	Chile	Nigeria	Mali	Belgium	Mexico	24
2017	India	England	Spain	Brazil	Mali	24
2019	Brazil	Brazil	Mexico	France	Netherlands	24
2021		– Cancelled due to COVID-19 –				
2023	Indonesia	Germany	France	Mali	Argentina	24
2025	Qatar	–	–	–	–	48

FIFA U-17 WOMEN'S WORLD CUP

The FIFA Under-17 Women's World Cup was played for the first time in 2008 in New Zealand. The U.S. made an impressive run to the final where it was defeated by Korea DPR in overtime. In 2012 in Azerbaijan, the USA was drawn into a group with eventual finalists France and Korea DPR, and despite not losing a game and earning five points in the group, the young Americans failed to advance to the knockout stage, becoming the first women's team in a FIFA event to earn five points in its group but not advance. The USA did not qualify for the 2010 or 2014 U-17 Women's World Cups, losing in penalty kicks in the semifinal of the qualifying tournaments. The USA failed to advance past the group stage in both 2016 and 2018. Due to the Covid-19 pandemic, the 2020 edition of the tournament was postponed and eventually cancelled. India hosted the 2022 FIFA U-17 Women's World Cup, where the USA won its group but fell in penalty kicks in the quarterfinal. In 2024, the USA logged its best finish since the inaugural tournament, defeating England in the Third-Place Match to take the bronze medal. After being staged every two years for first 16 years of existence, the FIFA U-17 Women's World Cup will be played annually starting in 2025.

Year	Location	Champion	Runner-up	Third place	Fourth place	Teams
2008	New Zealand	Korea DPR	United States	Germany	England	16
2010	Trinidad & Tobago	Korea Republic	Japan	Spain	Korea DPR	16
2012	Azerbaijan	France	Korea DPR	Ghana	Germany	16
2014	Costa Rica	Japan	Spain	Italy	Venezuela	16
2016	Jordan	Korea DPR	Japan	Spain	Venezuela	16
2018	Uruguay	Spain	Mexico	New Zealand	Canada	16
2020		– Cancelled due to COVID-19 –				
2022	India	Spain	Colombia	Nigeria	Germany	16
2024	Dominican Republic	Korea DPR	Spain	USA	England	24
2025	Morocco	–	–	–	–	24

FIFA FUTSAL WORLD CUP

The FIFA Futsal World Cup has been contested seven times with Brazil winning the first three tournaments, and Spain winning two championships in 2000 and 2004 before Brazil returned to glory as hosts in 2008 and defeated Spain for a fifth title in 2012. The Futsal World Cup is the only indoor tournament hosted by FIFA. The 1992 second-place finish was the best-ever showing in a FIFA event by a U.S. men's team and came on the heels of a third-place finish in 1989.

Year	Location	Champion	Runner-up	Third place	Fourth place	Teams
1989	Netherlands	Brazil	Netherlands	United States	Belgium	16
1992	Hong Kong	Brazil	United States	Spain	Iran	16
1996	Spain	Brazil	Spain	Russia	Ukraine	16
2000	Guatemala	Spain	Brazil	Portugal	Russia	16
2004	Chinese Taipei	Spain	Italy	Brazil	Argentina	16
2008	Brazil	Brazil	Spain	Italy	Russia	20
2012	Thailand	Brazil	Spain	Italy	Colombia	24
2016	Colombia	Argentina	Russia	Iran	Portugal	24
2021	Lithuania	Portugal	Argentina	Brazil	Kazakhstan	24
2024	Uzbekistan	Brazil	Argentina	Ukraine	France	24

FIFA BEACH SOCCER WORLD CUP

Beach soccer became a part of the FIFA family in 2005 when the first FIFA Beach Soccer World Cup was staged on Copacabana Beach in Rio de Janeiro. To everyone's surprise, France defeated Portugal in the final, while Brazil fell in the semis; however, Brazil rebounded to win four straight tournaments from 2006-09. 2011 marked the first time the competition was played biennially and ushered in a new era of dominance as Russia upended Brazil in the final before defeating Spain in 2013 to claim a second straight championship. Portugal won at home in 2015, while Brazil returned to glory in 2017 and earned its fifth title. Portugal captured its second title in 2019, which the USA qualified for but did not escape its group that featured semifinalists Japan and host nation Paraguay. The USA again qualified in 2021 and 2023, hanging tough during the group stage, but ultimately failing to advance in Russia and UAE, respectively.

Year	Location	Champion	Runner-up	Third place	Fourth place	Teams
2005	Brazil	France	Portugal	Brazil	Japan	12
2006	Brazil	Brazil	Uruguay	France	Portugal	16
2007	Brazil	Brazil	Mexico	Uruguay	France	16
2008	France	Brazil	Italy	Portugal	Spain	16
2009	Dubai	Brazil	Switzerland	Portugal	Uruguay	16
2011	Italy	Russia	Brazil	Portugal	El Salvador	16
2013	Tahiti	Russia	Spain	Brazil	Tahiti	16
2015	Portugal	Portugal	Tahiti	Russia	Italy	16
2017	Bahamas	Brazil	Tahiti	Iran	Italy	16
2019	Paraguay	Portugal	Italy	Russia	Japan	16
2021	Russia	Russia	Japan	Switzerland	Senegal	16
2023	United Arab Emirates	Brazil	Italy	Iran	Belarus	16
2025	Seychelles	—	—	—	—	16

FIFA CONFEDERATIONS CUP

The Confederations Cup was contested under FIFA's auspices for the first time in 1997 and replaced the Intercontinental Championship, which was staged in 1992 and 1995 with all three tournaments held in Saudi Arabia. In 1999, the Confederations Cup was held in Mexico and it returned to Asia in 2001, where it was staged as a precursor to the 2002 FIFA World Cup in Korea and Japan. In 2005, the competition became quadrennial, staged one year before the World Cup in the tournament's host country. Brazil won the tournament from 2005-13, defeating the U.S. in the final of the 2009 edition after the USA had built a 2-0 half-time lead. In 2017, defending World Cup champion Germany defeated South American champions Chile, 1-0 to claim its first Confederations Cup title. In 2019, FIFA announced plans to abolish the tournament and replace it instead with a quadrennial, 24-team FIFA Club World Cup.

Year	Location	Champion	Runner-up	Third place	Fourth place	Teams
1992	Saudi Arabia	Argentina	Saudi Arabia	United States	Ivory Coast	4
1995	Saudi Arabia	Denmark	Argentina	Mexico	Nigeria	6
1997	Saudi Arabia	Brazil	Australia	Czech Republic	Uruguay	8
1999	Mexico	Mexico	Brazil	United States	Saudi Arabia	8
2001	Korea Republic/Japan	France	Japan	Australia	Brazil	8
2003	France	France	Cameroon	Turkey	Colombia	8
2005	Germany	Brazil	Argentina	Germany	Mexico	8
2009	South Africa	Brazil	United States	Spain	South Africa	8
2013	Brazil	Brazil	Spain	Italy	Uruguay	8
2017	Russia	Germany	Chile	Portugal	Mexico	8



OLYMPIC HISTORY

HISTORY OF SOCCER PARTICIPATION

The first official men's Olympic soccer tournament dates back to the 1908 London Games, when Great Britain defeated Denmark to claim the first soccer gold medal. Since that time soccer has been part of every Olympic Games Program, with the exception of the 1932 Los Angeles Games. The 1940 and 1944 Olympic Games were canceled completely due to the political tensions surrounding World War II.

The United States has competed in the men's Olympic finals 13 times, including five straight tournaments from 1984 to 2000. In addition, the U.S. qualified for – but did not compete in – the 1980 Moscow Games following a boycott by the U.S. Olympic Committee. The U.S. missed out on qualifying for the 2004 Athens Olympics, but returned in 2008 after finishing second at the Concacaf qualifying event, which was held in the U.S. The U.S. men qualified for the 2024 Olympics with a dominant 3-0 win over host Honduras in the 2022 Concacaf U-20 Championship semifinal.

In 2012, the U.S. Women's National Team earned its third straight gold medal and fourth overall when it topped 2011 FIFA Women's World Cup champion Japan on Aug. 9 in front of more than 80,000 spectators at Wembley Stadium in London. The U.S. Men were eliminated in Concacaf qualifying in March, dropping to third place in their group following a late El Salvador goal in the closing seconds of a 3-3 draw on March 26.

Up until and including the 1988 Seoul Games, the Olympic soccer tournament was an unrestricted event, and thus the U.S. Olympic Soccer Team was essentially the U.S. National Team. However the tournament structure has changed since that time, and the restrictions on age and experience of players involved in Olympic competition has been under review by FIFA, which makes all tournament recommendations to the International Olympic Committee (IOC).

The 1992 Barcelona Games proved to be the turning point in the Olympic soccer tournament, when the tournament was competed as an under-23 event for the first time. Host Spain captured the title at Barcelona's famed Nou Camp Stadium in front of 95,000 jubilant fans. Spain's progress in the tournament aided struggling attendances in 1992, which were far lower than expected. There is little doubt that the poor attendance in Spain played a role in the changes made for the 1996 Atlanta Games.

Not only did Atlanta '96 signify the first time women's soccer was included in the Olympic Program, but the men's tournament was adapted from its under-23 format in 1992 to include three "overage" players. "Overage" players are those who were either over 23 years of age or who previously played in an Olympic Games soccer tournament. Claudio Reyna (who was age eligible in 1996, but had competed for the U.S. in 1992), Kasey Keller and Alexi Lalas were the USA's overage players in 1996.

In 2000, veteran defenders Jeff Agoos and Frankie Hejduk, as well as goalkeeper Brad Friedel, were selected as the USA's overage players, helping the team on an unprecedented tournament run, which saw the U.S. advance to the medal round before falling in the semifinals to a strong Spanish team.

For the 2008 Olympics in China, Brian McBride agreed to come out of international retirement and captained a team that included Under-23 stars Sacha Kljestan and Freddy Adu, who had paced the U.S. through qualifying. After a 1-0 victory against Japan in the first game, the U.S. was minutes away from upsetting reigning European champions Netherlands, but had to settle for a 2-2 tie after giving up a late free kick goal. In the third group game, eventual runner-up Nigeria took advantage of a third-minute red card by Michael Orozco and held on for a 2-1 win to send the U.S. home despite earning four points.

The U.S. Women's National Team claimed the inaugural gold medal in women's competition at the Atlanta Games with a 2-1 victory over China before 76,481 fans on Aug. 1, 1996, in Athens, Ga. The attendance mark, which at the time was the largest crowd to ever watch a women's athletic event, set the stage for the incredibly successful Women's World Cup staged in the U.S. in 1999. The gold medal victory culminated an impressive five-game undefeated run through the tournament in which the U.S. Women played in front of packed crowds.

As they did in 1996, the U.S. Women had a strong run to the medal stand in 2000, winning the “Group of Death” that included China, Nigeria and Norway. In the Gold Medal match, a spirited Norway team refused to yield and eventually took home the gold with a thrilling 3-2 overtime triumph.

The 2004 Athens Games were a fitting end for a number of U.S. veterans, including Mia Hamm, Julie Foudy and Joy Fawcett, who went out of the sport as they came into it: as champions. The never-say-die team won both its semifinal and final matches in overtime, courtesy of a Heather O'Reilly strike against Germany and an Abby Wambach goal against Brazil to claim the gold.

Four years later, the U.S. came into the Olympics without Wambach, the team's top scorer who broke her leg in a preparation match. With Pia Sundhage leading the team into her first world championship as head coach, a new class of players including Hope Solo, Carli Lloyd and surprise leading scorer Angela Hucles led the team to gold with a 1-0 victory over Brazil.

In 2012, the U.S. Women went undefeated at 6-0-0 for the first time at an Olympic tournament. The USA's run included a thrilling come-from-behind victory in the semifinal against Canada, with Alex Morgan scoring the game-winner in the 123rd minute for the latest goal ever scored in a FIFA competition. In the gold medal match, Lloyd scored both U.S. goals against Japan and the USA became the first country – in either men's or women's soccer – to earn a fourth gold.

In 2016, the U.S. women defeated New Zealand 2-0 to open their Olympic tournament in Belo Horizonte, and went on to defeat France 1-0 before drawing Colombia 2-2 in Manaus to win the group. In the quarterfinal round, the USA fell to Sweden in penalty kicks following a 1-1 draw through regulation and extra time despite outshooting Sweden 27 to 6 and dominating much of the match. It was the first time in USWNT's history that the team did not medal at an Olympic tournament.

The U.S. Women returned to the podium in 2021, as the Tokyo 2020 Olympic and Paralympic Games were postponed one year due to the COVID-19 pandemic. The USA fell to Sweden in the opening match of group play but responded with a 6-1 win over New Zealand and a 0-0 draw against Australia to finish second in the group and advance to the knockout round. In the quarterfinal round, the USA defeated the Netherlands, 4-2 on penalty kicks, following a riveting 2-2 draw through regulation and extra time. After falling to Canada on a late penalty kick in the semifinal, the USWNT bounced back to win the bronze medal with a 4-3 win over Australia.

At the 2024 Olympics, the U.S. Women put together one of the best stories in women's soccer history, rebounding from a disappointing Women's World Cup in 2023 to win the program's fifth Olympic gold medal. The USA defeated Brazil, 1-0, in the gold medal match in Paris in new head coach Emma Hayes' 10th match at the helm and in just her 75th day on the job. The remarkable and inspirational run to Olympic gold was fueled by tremendously tough defense – the Americans allowed just two goals in the tournament while getting stellar tournaments from goalkeeper Alyssa Naeher and center back Naomi Girma – and the “Triple Espresso” forward line of Trinity Rodman, Sophia Smith and Mallory Swanson who combined for 10 of the USA's 12 goals and five of the nine assists. At least one member of the “Triple Espresso” scored in each game, with all three forwards producing historic moment in the knockout rounds, with Rodman scoring the winning goal in overtime of the 1-0 quarterfinal against Japan, Smith scoring the winning goal in overtime of the 1-0 semifinal against Germany and Swanson scoring the winning goal in the 1-0 win over Brazil in the final. It was the USWNT's seventh Olympic medal overall, the most of any country.

ALL-TIME OLYMPIC RESULTS

WOMEN'S OLYMPIC SOCCER TOURNAMENT

Olympic Finals Record: 33-4-7
Olympic Qualifying Record: 28-0-1

Paris 2024 - Finals

Date	Opponent	Result	U.S. Goals	Location	Attendance
July 25	Zambia	3-0 W	Rodman, Swanson (2)	Nice, France	5,550
July 28	Germany	4-1 W	Smith (2), Swanson, Williams	Marseille, France	9,329
July 31	Australia	2-1 W	Rodman, Albert	Marseille, France	9,610
Aug. 3	Japan	1-0 W	Rodman	Paris, France	43,004
Aug. 6	Germany	1-0 W	Smith	Lyon, France	15,107
Aug. 10	Brazil	1-0 W	Swanson	Paris, France	43,813

Paris 2024 - Qualifying (Tournament Took Place in 2022)

Date	Opponent	Result	U.S. Goals	Location	Attendance
July 18	Canada	1-0 W	Morgan	Monterrey, Mexico	17,247
July 14	Costa Rica	3-0 W	Sonnett, Pugh, Sanchez	Monterrey, Mexico	2,537
July 11	Mexico	1-0 W	K. Mewis	Monterrey, Mexico	20,522
July 7	Jamaica	5-0 W	S. Smith (2), Lavelle, K. Mewis, Rodman	Monterrey, Mexico	3,150
July 4	Haiti	3-0 W	Morgan (2), Purce	Monterrey, Mexico	5,345

Tokyo 2020 - Finals

Date	Opponent	Result	U.S. Goals	Location	Attendance
Aug. 5	Australia	4-3 W	Rapinoe (2), Lloyd (2)	Kashima, Japan	Closed Door
Aug. 2	Canada	0-1 L	—	Kashima, Japan	Closed Door
July 30	Netherlands	2-2 T (4-2 pk)	S. Mewis, Williams	Yokohama, Japan	Closed Door
July 27	Australia	0-0 T	—	Kashima, Japan	1,209
July 24	New Zealand	6-1 W	Lavelle, Horan, Erceg (og), Press, Morgan, Bott (og)	Saitama, Japan	Closed Door
July 21	Sweden	0-3 L	—	Tokyo, Japan	Closed Door

(The Tokyo Olympics were contested in 2021 due to the COVID-19 pandemic)

Tokyo 2020 - Qualifying

Date	Opponent	Result	U.S. Goals	Location	Attendance
Feb. 9	Canada	3-0 W	Williams, Horan, Rapinoe	Carson, Calif.	17,489
Feb. 7	Mexico	4-0 W	Lavelle, S. Mewis (2), Press	Carson, Calif.	11,292
Feb. 3	Costa Rica	6-0 W	Press (2), Horan, S. Mewis (2), McDonald	Houston, Texas	7,082
Jan. 31	Panama	8-0 W	Horan (3), Williams, Lavelle, Press, McDonald, Heath	Houston, Texas	14,121
Jan. 28	Haiti	4-0 W	Press, Williams, Horan, Lloyd	Houston, Texas	4,363

Rio de Janeiro 2016 - Finals

Date	Opponent	Result	U.S. Goals	Location	Attendance
Aug. 12	Sweden	1-1 T (3-4 pk)	Morgan	Brasilia, Brazil	13,892
Aug. 9	Colombia	2-2 T	Dunn, Pugh	Manaus, Brazil	30,557
Aug. 6	France	1-0 W	Lloyd	Belo Horizonte, Brazil	11,782
Aug. 3	New Zealand	2-0 W	Morgan, Lloyd	Belo Horizonte, Brazil	10,059

Rio de Janeiro 2016 - Qualifying

Date	Opponent	Result	U.S. Goals	Location	Attendance
Feb. 21	Canada	2-0 W	Horan, Heath	Houston, Texas	10,119
Feb. 19	Trinidad & Tobago	5-0 W	Heath, Morgan (3), Lloyd	Houston, Texas	5,561
Feb. 15	Puerto Rico	10-0 W	Dunn (5), Lloyd, O'Hara, Press, Rivera (og), S. Mewis	Frisco, Texas	7,658
Feb. 13	Mexico	1-0 W	Lloyd	Frisco, Texas	15,032
Feb. 10	Costa Rica	5-0 W	Morgan (2), Lloyd, Dunn, Press	Frisco, Texas	8,143

London 2012 - Finals

Date	Opponent	Result	U.S. Goals	Location	Attendance
Aug. 9	Japan	2-1 W	Lloyd (2)	London, England	80,203
Aug. 6	Canada	4-3 W (ot)	Rapinoe (2), Wambach, Morgan	Manchester, England	26,640
Aug. 3	New Zealand	2-0 W	Wambach, Leroux	Newcastle, England	10,441
July 31	Korea DPR	1-0 W	Wambach	Manchester, England	29,522
July 28	Colombia	3-0 W	Rapinoe, Wambach, Lloyd	Glasgow, Scotland	11,313
July 25	France	4-2 W	Wambach, Morgan (2), Lloyd	Glasgow, Scotland	18,090

London 2012 - Qualifying

Date	Opponent	Result	U.S. Goals	Location	Attendance
Jan. 29	Canada	4-0 W	Morgan (2), Wambach (2)	Vancouver, Canada	25,427
Jan. 27	Costa Rica	3-0 W	Heath, Lloyd, Morgan	Vancouver, Canada	22,954
Jan. 24	Mexico	4-0 W	Lloyd (3), O'Reilly	Vancouver, Canada	7,599
Jan. 22	Guatemala	13-0 W	Leroux (5), Wambach (2), Cheney, Rapinoe	Vancouver, Canada	6,259
Jan. 20	Dominican Rep.	14-0 W	Lloyd, Rodriguez, Lindsey, Morgan Rodriguez (5), O'Reilly (3), Wambach (2) Buehler, Cheney, Heath, Lloyd	Vancouver, Canada	6,321

Beijing 2008 - Finals

Date	Opponent	Result	U.S. Goals	Location	Attendance
Aug. 21	Brazil	1-0 W (ot)	Lloyd	Beijing, China	51,612
Aug. 18	Japan	4-2 W	Hucles (2), Chalupny, O'Reilly	Beijing, China	50,937
Aug. 15	Canada	2-1 W (ot)	Hucles, Kai	Shanghai, China	26,129
Aug. 12	New Zealand	4-0 W	O'Reilly, Rodriguez, Tarpley, Hucles	Shenyang, China	12,453
Aug. 9	Japan	1-0 W	Lloyd	Qinhuangdao, China	16,912
Aug. 6	Norway	0-2 L	—	Qinhuangdao, China	17,673

Beijing 2008 - Qualifying

Date	Opponent	Result	U.S. Goals	Location	Attendance
April 12	Canada	1-1 T (6-5 pk)	Lloyd	Ciudad Juarez, Mexico	4,115
April 9	Costa Rica	3-0 W	Kai (2), O'Reilly	Ciudad Juarez, Mexico	19,850
April 6	Mexico	3-1 W	Kai (2), Wambach	Ciudad Juarez, Mexico	22,280
April 4	Jamaica	6-0 W	Lloyd, Cheney, Wambach (2), O'Reilly, Heath	Ciudad Juarez, Mexico	5,038

Athens 2004 - Finals

Date	Opponent	Result	U.S. Goals	Location	Attendance
Aug. 26	Brazil	2-1 W (ot)	Tarpley, Wambach	Athens, Greece	10,416
Aug. 23	Germany	2-1 W (ot)	Lilly, O'Reilly	Heraklio, Greece	5,165
Aug. 20	Japan	2-1 W	Lilly, Wambach	Thessaloniki, Greece	1,418
Aug. 17	Australia	1-1 T	Lilly	Thessaloniki, Greece	3,320
Aug. 14	Brazil	2-0 W	Hamm, Wambach	Thessaloniki, Greece	17,123
Aug. 11	Greece	3-0 W	Boxx, Wambach, Hamm	Heraklio, Greece	16,000

Athens 2004 - Qualifying

Date	Opponent	Result	U.S. Goals	Location	Attendance
March 5	Mexico	3-2 W	Tarpley, Wambach, Foudy	Heredia, Costa Rica	2,500
March 3	Costa Rica	4-0 W	Wagner, Wambach, Lilly, Boxx	San Jose, Costa Rica	4,000
Feb. 29	Mexico	2-0 W	Own Goal, Wambach	San Jose, Costa Rica	3,000
Feb. 27	Haiti	8-0 W	Wagner, Parlow (3), MacMillan, Tarpley, Wambach, Own Goal	Heredia, Costa Rica	2,000
Feb. 25	Trin. & Tobago	7-0 W	Boxx (3), Lilly, Hamm (2), Wambach	San Jose, Costa Rica	1,500

Sydney 2000 - Finals

Date	Opponent	Result	U.S. Goals	Location	Attendance
Sept. 28	Norway	2-3 L (ot)	Milbrett (2)	Sydney, Australia	22,848
Sept. 24	Brazil	1-0 W	Hamm	Canberra, Australia	11,000
Sept. 20	Nigeria	3-1 W	Chastain, Lilly, MacMillan	Melbourne, Australia	24,623
Sept. 17	China PR	1-1 T	Foudy	Melbourne, Australia	58,061
Sept. 14	Norway	2-0 W	Milbrett, Hamm	Melbourne, Australia	16,043

(The U.S. qualified by finishing in the top seven at the 1999 Women's World Cup.)

OLYMPIC HISTORY

Atlanta 1996 - Finals					
Date	Opponent	Result	U.S. Goals	Location	Attendance
Aug. 1	China PR	2-1 W	MacMillan, Milbrett	Athens, Georgia	76,489
July 28	Norway	2-1 W (ot)	Akers, MacMillen	Athens, Georgia	64,196
July 25	China PR	0-0 T	—	Miami, Florida	55,650
July 23	Sweden	2-1 W	Venturini, MacMillan	Orlando, Florida	28,000
July 21	Denmark	3-0 W	Venturini, Hamm, Milbrett	Orlando, Florida	25,303

(The U.S. automatically qualified as host country for the 1996 Olympics.)



THE FIRST GOLD: The U.S. Women's National Team won the first-ever Olympic gold medal for women's soccer, defeating China PR, 2-1, in front of 76,489 fans in Athens, Ga.

All-Time Women's U.S. Olympic Soccer Appearances

1996-present - Full U.S. Women's National Team (each appearance counts as a full international cap)

Player	Caps	Goals	Olympic Games	Player	Caps	Goals	Olympic Games
Akers, Michelle	5	1	1996	Lloyd, Carli	22	10	2008, '12, '16, '20
Albert, Korbin	5	1	2024	Long, Allie	4	0	2016
Bethune, Croix	1	0	2024	Macario, Catarina	1	0	2020
Biyendolo, Lynn	9	2	2020, 2024	MacMillan, Shannon	10	4	1996, 2000
Boxx, Shannon	14	1	2004, 2008, 2012	Markgraf, Kate	16	0	2000, 2004, 2008
Brian, Morgan	4	0	2016	Mewis, Kristie	2	0	2020
Buehler, Rachel	8	0	2008, 2012	Mewis, Samantha	6	1	2020
Chalupny, Lori	5	1	2008	Milbrett, Tiffeny	10	5	1996, 2000
Chastain, Brandi	13	1	1996, 2000, 2004	Mitts, Heather	9	0	2004, 2008, 2012
Coffey, Sam	5	0	2024	Morgan, Alex	16	6	2012, 2016, 2020
Cox, Stephanie	5	0	2008	Mullinix, Siri	5	0	2000
Dahlkemper, Abby	3	0	2020	Naeher, Alyssa	11	0	2020, 2024
Davidson, Tierna	9	0	2020, 2024	Nighswonger, Jenna	5	0	2024
Dunn, Crystal	16	1	2016, 2020, 2024	O'Hara, Kelley	15	0	2012, 2016, 2020
Engen, Whitney	2	0	2016	O'Reilly, Heather	14	3	2004, 2008, 2012
Ertz, Julie	8	0	2016, 2020	Overbeck, Carla	5	0	1996, 2000
Fair, Lorrie	5	0	2000	Parlow, Cindy	9	0	1996, 2000, 2004
Fawcett, Joy	16	0	1996, 2000, 2004	Press, Christen	10	1	2016, 2020
Foudy, Julie	16	1	1996, 2000, 2004	Rampone, Christie	22	0	2000, '04, '08, '12
Fox, Emily	6	0	2024	Rapinoe, Megan	14	5	2012, 2016, 2020
Franch, Adrianna	2	0	2020	Roberts, Tiffany	5	0	1996
Gabarra, Carin	4	0	1996	Rodman, Trinity	6	3	2024
Girma, Naomi	6	0	2024	Rodriguez, Amy	10	1	2008, 2012
Hamm, Mia	15	5	1996, 2000, 2004	Sauerbrunn, Becky	12	0	2012, 2016, 2020
Heath, Tobin	18	0	2008, '12, '16, '20	Scurry, Briana	11	0	1996, 2000, 2004
Holiday, Lauren	8	0	2008, 2012	Solo, Hope	16	0	2008, 2012, 2016
Heaps, Lindsey	16	1	2016, 2020, 2024	Sonnett, Emily	8	0	2020, 2024
Hucles, Angela	8	4	2004, 2008	Serlenga, Nikki	2	0	2000
Kai, Natasha	6	1	2008	Swanson, Mallory	9	5	2016, 2024
Klingenberg, Meghan	3	0	2016	Tarpley, Lindsay	12	2	2004, 2008
Krieger, Ali	2	0	2016	Venturini, Tisha	5	2	1996
Krueger, Casey	7	0	2020, 2024	Wagner, Aly	5	0	2004, 2008
Lavelle, Rose	11	1	2020, 2024	Wambach, Abby	11	9	2004, 2012
Leroux, Sydney	4	1	2012	Whitehill, Cat	5	0	2004
LePeilbet, Amy	5	0	2012	Wilson, Sophia	6	3	2024
Lilly, Kristine	16	4	1996, 2000, 2004	Wilson, Staci	1	0	1996

All-Time Women's U.S. Olympic Qualifying Appearances

Player	Caps	Goals	Olympic Games	Player	Caps	Goals	Olympic Games
Barnhart, Nicole	2	0	2008	Markgraf, Kate	8	0	2004, 2008
Boxx, Shannon	11	4	2004, 2008, 2012	McCaffrey, Stephanie	1	0	2016
Brian, Morgan	5	0	2016	McDonald, Jessica	3	2	2020
Buehler, Rachel	6	1	2008, 2012	Mewis, Kristie	4	2	2024
Chalupny, Lori	4	0	2008	Mewis, Samantha	6	5	2016, 2020
Cook, Alana	4	0	2024	Mitts, Heather	7	0	2004, 2012
Cox, Stephanie	2	0	2008	Morgan, Alex	13	12	2012, 2016, 2024
Dahlkemper, Abby	5	0	2020	Mullinix, Siri	2	0	2004
Dunn, Crystal	10	6	2016, 2020	Murphy, Casey	3	0	2024
Ertz, Julie	8	0	2016, 2020	Naeher, Alyssa	7	0	2016, 2020, 2024
Fawcett, Joy	4	0	2004	O'Hara, Kelley	12	1	2012, '16, '20, '24
Foudy, Julie	4	1	2004	O'Reilly, Heather	7	6	2008, 2012
Fox, Emily	3	0	2024	Osborne, Leslie	5	0	2004, 2008
Girma, Naomi	4	0	2024	Parlow, Cindy	2	3	2004
Hamm, Mia	5	2	2004	Press, Christen	10	7	2016, 2020
Harris, Ashlyn	1	0	2020	Pugh, Mallory	9	1	2016, 2024
Hatch, Ashley	1	0	2024	Purce, Midge	4	1	2024
Heath, Tobin	12	6	2008, '12, '16, '20	Rampone, Christie	11	0	2004, 2008, 2012
Hinkle, Jaelene	3	0	2016	Rapinoe, Megan	12	2	2012, 2020, 2024
Holiday, Lauren	6	3	2008, 2012	Rodman, Trinity	3	1	2024
Heaps, Lindsey	14	7	2016, 2020, 2024	Rodriguez, Amy	8	6	2008, 2012
Hucles, Angela	4	0	2004	Sanchez, Ashley	4	1	2024
Huerta, Sofia	5	0	2024	Sauerbrunn, Becky	14	0	2012, '16, '20, '24
Kai, Natasha	3	4	2008	Scurry, Briana	3	0	2004
Klingenberg, Meghan	5	0	2016	Smith, Sophia	5	2	2024
Kornieck, Taylor	3	0	2024	Solo, Hope	11	0	2008, 2012, 2016
Krieger, Ali	7	0	2012, 2016, 2020	Sonnett, Emily	9	1	2016, 2020, 2024
Lavelle, Rose	9	3	2020, 2024	Sullivan, Andi	5	0	2020, 2024
LePeilbet, Amy	6	0	2004, 2012	Tarpley, Lindsay	9	2	2004, 2008
Leroux, Sydney	3	5	2012	Wagner, Aly	3	2	2004
Lilly, Kristine	4	2	2004	Wambach, Abby	14	14	2004, 2008, 2012
Lindsey, Lori	3	1	2012	White, Kacey	2	0	2008
Lloyd, Carli	17	13	2008, '12, '16, '20	Whitehill, Cat (Reddick)	7	0	2004, 2008
MacMillan, Shannon	5	1	2004	Williams, Lynn	4	3	2020

All-Time Olympic Results and Lineups

Aug. 10, 2024 vs. Brazil Paris, France: 1-0 Naehrer Fox Girma Davidson (Sonnett) Dunn Albert Coffey Horan (c) Rodman Smith (Williams) Swanson-1 (Krueger)	Aug. 6, 2024 vs. Germany Lyon, France: 1-0 Naehrer Fox Davidson (Sonnett) Girma Dunn (Nighswonger) Coffey Horan (c) (Albert) Lavelle (Williams) Rodman Smith-1 Rodman	Aug. 3, 2024 vs. Japan Paris, France: 1-0 Naehrer Fox (Krueger) Sonnett Girma Dunn Albert Horan (c) Lavelle (Nighswonger) Smith Swanson (Williams) Swanson-1	July 31, 2024 vs. Australia Marseille, France: 2-1 Naehrer Fox (Krueger) Girma Sonnett Dunn (Nighswonger) Horan (c) Coffey Lavelle (Albert-1) Rodman-1 (Williams) Swanson (Bethune) Smith	July 28, 2024 vs. Germany Marseille, France: 4-1 Naehrer Fox (Krueger) Girma Davidson (Sonnett) Dunn Horan (c) Coffey Lavelle Rodman (Nighswonger) Swanson-1 Smith-2 (Williams-1, 85)	July 25, 2024 vs. Zambia Nice, France: 3-0 Naehrer Fox Davidson Girma Dunn Coffey Lavelle (Albert) Horan (c) (Sonnett) Smith (Williams) Swanson-2 (Nighswonger) Rodman-1 (Krueger)
Aug. 5, 2021 vs. Australia @ Kashima, Japan: 4-3 Franch O'Hara Sauerbrunn (c) Davidson Dunn Ertz S. Mewis (Lavelle) Horan Press (Sonnett) Lloyd-2 (Morgan) Rapinoe-2 (Heath)	Aug. 2, 2021 vs. Canada @ Kashima, Japan: 0-1 Naehrer (Franch) O'Hara (S. Mewis) Sauerbrunn (c) Davidson Dunn Ertz Horan Heath (Rapinoe) Morgan (Lloyd) Williams (Press)	July 30, 2021 vs. Netherlands (4-2 PKs) @ Yokohama, Japan: 2-2 Naehrer O'Hara Dahlkemper Sauerbrunn (c) Dunn Ertz Horan S. Mewis-1 (Lavelle) Williams-1 (Press) Lloyd (Morgan) Heath (Rapinoe)	July 27, 2021 vs. Australia @ Kashima, Japan: 0-0 Naehrer Sonnett O'Hara Sauerbrunn (c) Dunn Ertz Lavelle (K. Mewis) S. Mewis (Horan) Press (Williams) Moran (Lloyd) Rapinoe (Heath)	July 24, 2021 vs. New Zealand @ Saitama, Japan: 6-1 (2 OG) Naehrer Sonnett Dahlkemper Davidson Dunn (Krueger) Lavelle-1 (S. Mewis) Ertz Horan-1 (Macario) Heath Lloyd (Morgan-1) Rapinoe (c) (Press-1)	July 21, 2021 vs. Sweden @ Tokyo, Japan: 0-3 Naehrer Sonnett Dahlkemper Sauerbrunn (c) Dunn (Davidson) Lavelle (K. Mewis) Horan S. Mewis (Ertz) Heath (Rapinoe) Morgan (Lloyd) Press
Aug. 12, 2016 vs. Sweden @ Brasilia, Brazil: 1-1 (3-4PKs) Solo O'Hara (Rapinoe, Press) Sauerbrunn Johnston Klingenberg Long (Dunn) Brian Lloyd (c) Heath Morgan-1 Pugh (Horan)	Aug. 9, 2016 vs. Colombia @ Manaus, Brazil: 2-2 Krieger Sauerbrunn Engen O'Hara Brian (Long) Horan, Lloyd (c) (Morgan) Rapinoe (Pugh-1) Press Dunn-1	Aug. 6, 2016 vs. France @ Belo Horizonte, Brazil: 1-0 Solo O'Hara Engen Sauerbrunn Klingenberg (Press) Long Brian Lloyd (c)-1 (Horan) Dunn (Krieger) Morgan Heath	Aug. 3, 2016 vs. New Zealand @ Belo Horizonte, Brazil: 2-0 Solo O'Hara Johnston Sauerbrunn Klingenberg Long Brian (Horan) Lloyd (c)-1 Pugh (Dunn) Morgan-1 (Press) Heath	Aug. 9, 2012 vs. Japan @ London, England: 2-1 Solo LePeilbet Rampone (c) Buehler (Sauerbrunn) O'Hara Rapinoe (Cheney) Boxx Lloyd-2 Heath Morgan Wambach	Aug. 6, 2012 vs. Canada @ Manchester, England: 4-3 Solo LePeilbet (Leroux) Rampone (c) Buehler (Sauerbrunn) O'Hara Rapinoe-2 Lloyd Cheney (O'Reilly) Heath Morgan-1 Wambach-1
Aug. 3, 2012 vs. New Zealand @ Newcastle, England: 2-0 Solo LePeilbet Rampone (c) Buehler O'Hara Rapinoe (O'Reilly) Lloyd Cheney (Rodriguez) Heath Morgan (Leroux-1) Wambach-1	July 31, 2012 vs. Korea DPR @ Manchester, England: 1-0 Solo LePeilbet Rampone (c) Buehler (Sauerbrunn) O'Hara O'Reilly Lloyd Cheney (Rodriguez) Rapinoe (Heath) Morgan Wambach-1	July 28, 2012 vs. Colombia @ Glasgow, Scotland: 3-0 Solo Mitts Rampone (c) Buehler O'Hara O'Reilly (Heath) Lloyd-1 Cheney Rapinoe-1 (Rodriguez) Morgan Wambach-1 (Leroux)	July 25, 2012 vs. France @ Glasgow, Scotland: 4-2 Solo LePeilbet Rampone (c) Buehler O'Hara Rapinoe (Leroux) Boxx (Lloyd-1) Cheney Heath Morgan-2 (Rodriguez) Wambach-1	Aug. 21, 2008 vs. Brazil @ Beijing, China: 1-0 (ot) Solo Mitts Markgraf Rampone (c) Chalupny O'Reilly (Kai) Boxx Lloyd-1 Tarpley (Cheney) Rodriguez (Cox) Hucles	Aug. 18, 2008 vs. Japan @ Beijing, China: 4-2 Solo Mitts (Cox) Markgraf Rampone (c) Chalupny-1 O'Reilly-1 Boxx Lloyd Tarpley (Kai) Rodriguez (Cheney) Hucles-2
Aug. 15, 2008 vs. Canada @ Shanghai, China: 2-1 (ot) Solo Mitts Markgraf Rampone (c) Chalupny O'Reilly (Kai-1) Boxx Lloyd Tarpley (Heath) Hucles-1 Rodriguez (Cheney)	Aug. 12, 2008 vs. New Zealand @ Shenyang, China: 4-0 Solo Mitts (Cox) Buehler Rampone (c) Chalupny O'Reilly-1 (Wagner) Boxx Lloyd Tarpley-1 Hucles-1 Rodriguez-1 (Kai)	Aug. 9, 2008 vs. Japan @ Qinhuaodao, China: 1-0 Solo Mitts Rampone (c) Markgraf Cox (Buehler) O'Reilly Boxx Lloyd-1 Tarpley (Heath) Hucles Rodriguez (Kai)	Aug. 6, 2008 vs. Norway @ Qinhuaodao, China: 0-2 Solo Mitts Rampone (c) Markgraf Chalupny (Cox, Heath) O'Reilly Boxx Lloyd Tarpley (Rodriguez) Hucles Kai	Aug. 26, 2004 vs. Brazil @ Athens: 2-1 W (ot) Scurry Rampone Markgraf Fawcett Chastain (Reddick) Boxx Tarpley-1 (O'Reilly) Foudy (c) Lilly Wambach-1 Hamm	Aug. 23, 2004 vs. Germany @ Thessaloniki: 2-1 (ot) Scurry Rampone Markgraf Fawcett Chastain (Reddick) Boxx Tarpley (O'Reilly-1) Foudy (c) (Wagner) Lilly-1 Wambach Hamm
Aug. 20, 2004 vs. Japan @ Thessaloniki: 2-1 Scurry Rampone Markgraf Fawcett Chastain Boxx Wagner Tarpley Foudy (c) Lilly-1 Wambach-1 Hamm	Aug. 17, 2004 vs. Australia @ Thessaloniki: 1-1 Scurry Mitts Reddick Fawcett Markgraf Boxx (Tarpley) Wagner (Hucles) Foudy (c) Lilly-1 Parlow Hamm (O'Reilly)	Aug. 14, 2004 vs. Brazil @ Thessaloniki: 2-0 Scurry Rampone Reddick (Mitts) Fawcett Markgraf Boxx Wagner (Tarpley) Foudy (c) Lilly (O'Reilly) Hamm-1 Wambach-1	Aug. 11, 2004 vs. Greece @ Sydney: 3-0 Scurry Rampone Reddick Fawcett Markgraf Foudy (c) (Hucles) Boxx-1 Wagner (Tarpley) Lilly Hamm-1 Wambach-1 (Parlow)	Sept. 28, 2000 vs. Norway @ Sydney: 2-3 (ot) Mullinix Pearce Chastain Fawcett Sobrero L. Fair MacMillan (Parlow) Foudy (c) Lilly Hamm Milbrett-2	Sept. 24, 2000 vs. Brazil @ Canberra: 1-0 Mullinix Pearce Fawcett Sobrero Chastain Lilly Foudy (c) L. Fair MacMillan (Parlow) Milbrett Hamm-1

OLYMPIC HISTORY

Sept. 20, 2000
vs. Nigeria
@ Melbourne: 3-1
Mullinix
Pearce
Fawcett
Sobrero
Chastain-1
Lilly-1 (Serlenga)
Foudy (c)
L. Fair
MacMillan-1
Milbrett
Hamm (Parlow)

Sept. 17, 2000
vs. China PR
@ Melbourne: 1-1
Mullinix
Pearce
Fawcett
Sobrero
Chastain (Parlow)
Lilly
Foudy (c)-1
L. Fair
MacMillan (Serlenga)
Milbrett
Hamm

Sept. 14, 2000
vs. Norway
@ Melbourne: 2-0
Mullinix
Pearce
Fawcett
Sobrero
Chastain
Lilly
Foudy (c)
L. Fair
MacMillan
Milbrett-1
Hamm-1 (Parlow)

Aug. 1, 1996
vs. China PR
Athens, Ga.: 2-1
Scurry
Chastain
Overbeck (c)
Fawcett
Lilly
Foudy
Venturini
Akers
Hamm (Gabarra)
MacMillan-1
Milbrett-1 (Roberts)


July 28, 1996
vs. Norway
Athens, Ga.: 2-1 (ot)
Scurry
Chastain
Overbeck (c)
Fawcett
Lilly
Akers-1
Venturini
Roberts
Foudy
Hamm
Milbrett (MacMillan-1)

July 25, 1996
vs. China PR
Miami, Fla.: 0-0
Scurry
Chastain
Overbeck (c)
Fawcett
Lilly
Foudy
Venturini (Parlow)
Roberts
MacMillan
Akers
Milbrett (Gabarra)

July 23, 1996
vs. Sweden
Orlando, Fla.: 2-1
Scurry
Chastain
Overbeck (c)
Fawcett
Lilly
Foudy
Venturini-1
MacMillan-1 (Wilson)
Hamm (Gabarra)
Akers
Milbrett (Roberts)

July 21, 1996
vs. Denmark
Orlando, Fla.: 3-0
Scurry
Chastain
Overbeck (c)
Fawcett
Lilly
Foudy
Venturini-1
MacMillan
Hamm-1 (Gabarra)
Akers (Parlow)
Milbrett-1 (Roberts)

GOLDEN: The great Michelle Akers helped lead the USA to the first-ever Olympic gold medal for women's soccer at the 1996 Olympics in Athens, Ga.



PAN AM GAMES

HISTORY OF SOCCER PARTICIPATION

The Pan American Games are held every four years during the summer preceding the Olympic Games. In terms of the number of sports and athletes, the Pan American Games are second in size only to the Olympics. The men's soccer tournament has been part of every Pan American games since its inception and in 1999 women's soccer made its debut.

After scheduling conflicts kept the United States from competing in the 2003 games in Santo Domingo in the Dominican Republic, U.S. Soccer was able to return to the competition at the 2007 event in Rio de Janeiro, Brazil. However, conflicts again kept the U.S. out of the 2011 event hosted in Mexico and also precluded participation in all subsequent Pan Am Games until 2023, when the Women's Under-19 and a Men's U-22 squad, to align with the Olympics' U-23 age requirement the following year, competed in the tournament in Chile. The U-19 WYNT took bronze in the tournament, suffering its only defeat in the semifinal to the host Chile squad that featured many senior National Team players. Head coach Carrie Kveton's squad bounced back with a 2-0 victory over Argentina in the bronze medal match. The U-22 MYNT finished fourth in the competition, falling to eventual champions Brazil 1-0 in the opening match before closing out the group with wins over Honduras and Colombia.

In 2007, the U.S. Men's team was represented by head coach Bob Jenkins' Under-18 Men's National Team, and after opening the tournament with a strong 2-1 win over Venezuela, the U.S. dropped its next two games and was eliminated. In its second match, the U.S. led Bolivia 2-0 at the half, only to lose 4-2. Against Mexico in its final group game, the teams were tied 0-0 with 15 minutes remaining when the U.S. was reduced to 10 men, and eventually lost 2-0.

That same year, the U.S. Under-20 Women's National Team had a very strong run into the tournament finals, behind a blistering six-goal tournament from Lauren Cheney (U.S. Soccer's Young Female Athlete of the Year in 2007). After winning their group with a 2-1-0 record, head coach Jill Ellis' U-20s defeated the Senior Canada Women's National Team 2-1 in the semifinal, then lost to the full Brazil Women's National Team 5-0 in the final.

In 1999, the U.S. Under-23 National Team competed in the men's tournament, while the U.S. Under-18 Women's National Team represented the U.S. in the women's competition held in Winnipeg, Canada. The U.S. Men captured the second Pan-Am Games Bronze Medal in their history with a 2-1 victory over the Canada in the third-place match. Carlos Bocanegra and a young Landon Donovan led the USA with goals in that match.

The Women's U-18 squad captured gold medal in the first-ever Pan American Women's Final with a hard-fought 1-0 win over an older Mexico squad. The U.S. Women dominated their opponents throughout the tournament, going undefeated in six games (5-0-1) while outscoring their opposition 22-2.

The first Pan American Games were held in 1951, but its history goes back two decades earlier. In 1932, the South American delegation of the International Olympic Committee (IOC) proposed the formation of an organization to promote amateur sports in the Americas. The idea led to the first Pan American Sports Congress in Buenos Aires, Argentina, in 1940. The 16 countries represented at the meeting formed the Pan American Sports Committee, and agreed to hold the first Pan American Games in 1942 in Buenos Aires, but World War II forced their postponement.

The idea stayed alive, and the first Pan American Games finally opened in Buenos Aires on Feb. 25, 1951. The organization governing the Games was renamed the Pan American Sports Organization (PASO) and is made up of nations of North, Central and South America and the Caribbean.

The soccer tournament at the Pan American Games has never enjoyed a very high profile, perhaps because in the past competing nations have not sent their strongest team. The one exception was the 1975 Games in Mexico City, when 110,000 spectators turned out at Azteca Stadium to watch the final between Mexico and Brazil.

Like many of the competing nations, the United States has used the competition as a preparation for the Olympic Games. In 1991, the U.S. won its first Pan American gold medal in soccer in Havana, Cuba, defeating Mexico 2-1 in overtime. Former U.S. Men's National Team midfielder Joe-Max Moore scored a sensational free kick to win that game for the Americans.

U.S. PAN AMERICAN GAMES RESULTS
WOMEN'S SOCCER TOURNAMENT

2023 PAN-AM GAMES – SANTIAGO, CHILE

Date	Opponent	Result	Location
Oct. 22	Bolivia	6-0 W	Viña Del Mar, Chile
Oct. 25	Costa Rica	3-1 W	Valparaiso, Chile
Oct. 28	Argentina	4-0 W	Valparaiso, Chile
Oct. 31	Chile	1-2 L	Viña Del Mar, Chile
Nov. 3	Argentina	2-0 W	Valparaiso, Chile

2007 PAN-AM GAMES – RIO DE JANEIRO, BRAZIL

Date	Opponent	Result	Location
July 12	Paraguay	7-1 W	Rio de Janeiro, Brazil
July 14	Panama	3-1 W	Rio de Janeiro, Brazil
July 18	Argentina	3-0 W	Rio de Janeiro, Brazil
July 20	Mexico	2-3 L	Rio de Janeiro, Brazil
July 23	Canada	2-1 W	Rio de Janeiro, Brazil
July 26	Brazil (g)	0-5 L	Rio de Janeiro, Brazil


1999 PAN-AM GAMES – WINNIPEG, CANADA

Date	Opponent	Result	Location
July 23	Costa Rica	6-0 W	Winnipeg, Canada
July 25	Mexico	1-1 T	Winnipeg, Canada
July 29	Trin. & Tobago	9-1 W	Winnipeg, Canada
July 31	Canada	3-0 W	Winnipeg, Canada
Aug. 2	Costa Rica	2-0 W	Winnipeg, Canada
Aug. 5	Mexico (g)	1-0 W	Winnipeg, Canada

(g) Gold Medal Game



BRINGING HOME BRONZE: Emieri Adames (left) and Jordyn Bugg, who would later be reunited with at the 2024 FIFA U-20 WWC and in the NWSL with Seattle Reign FC, helped the U.S. U-19 WNT to a bronze medal at the 2023 Pan Am Games while playing against senior Women's National Teams.



Concacaf

CONCACAF WOMEN'S CHAMPIONSHIP HISTORY

Hosts, Champions & Qualifiers

Concacaf has hosted 17 competitions that have served as regional championships for Women's National Teams. The USA has participated in 16 of those tournaments, missing only the 1998 Concacaf Women's Championship when the Americans were automatic qualifiers for the 1999 FIFA Women's World Cup, which it hosted. The USA has won 15 Concacaf championships.

Eight of those tournaments were qualifying events for the FIFA Women's World Cup, five were Olympic Qualifying tournaments, one served as qualifying for both the World Cup and Olympics, and two did not have any qualifying ramifications (the Women's Gold Cup in 2000 and the Concacaf Women's Championship in 1993). The 1996 and 2000 Olympic Women's Soccer Tournaments did not have Concacaf Qualifying events as the teams qualified for the Olympics based on their Women's World Cup finish the previous years.

Three of the tournaments were called Concacaf Women's Gold Cups. Those took place in 2000 (hosted by USA) when it was an eight-team competition that was not a qualifying tournament and featured guest team Brazil; in 2002 in a tournament co-hosted by Canada and the USA that served as the qualifying for the 2003 FIFA Women's World Cup; and a six-team event in 2006 hosted by the USA that served as qualifying for the 2007 FIFA Women's World Cup.

In December 2020, Concacaf announced plans for a new structure for the senior Women's National Team calendar and in August 2021, the Confederation unveiled the qualifying path to the 2023 FIFA Women's World Cup, which also served as the path to the 2024 Olympic Games in Paris and, for a few teams, the newly instituted 2024 Concacaf W Gold Cup.

The newly dubbed 2021 Concacaf W Qualifiers began for all teams – except the USA and Canada – during the FIFA Women's Match Windows in November 2021 and continued in April 2022, and served as the preliminary round of the 2022 Concacaf W Championship. The eight team Concacaf W Championship was held in July 2022 and consisted of group play, followed by semifinal and championship rounds. Along with qualifying for the World Cup, at conclusion of the Concacaf W Championship, the winning nation – the USA – guaranteed its place in the 2024 Paris Summer Olympic Games Women's Football Tournament and the 2024 Concacaf W Gold Cup. The runner-up (Canada) and the third-place nation (Jamaica) progressed to a Concacaf Olympic play-in, which Canada won in September of 2023 to clinch Concacaf's second berth to the 2024 Paris Summer Olympic Games and qualify for the 2024 W Gold Cup.

In 2024, the USA won the first-ever and newly dubbed Concacaf W Gold Cup, defeating Brazil in the, 1-0, in the championship game. It was the USA's 15th Concacaf title.

For all-time results and goal scorers for Concacaf Women's World Cup qualifying, please see page 158.

For all-time results and goal scorers for Concacaf Olympic qualifying, please see page 262.

2024 (CONCACAF W CHAMPIONSHIP)

Host: United States – Champion: United States

World Cup Qualifiers%: Canada, Costa Rica, Jamaica, United States

Olympic Qualifiers%: United States

2022 (CONCACAF W CHAMPIONSHIP)

Host: Mexico – Champion: United States

World Cup Qualifiers%: Canada, Costa Rica, Jamaica, United States

Olympic Qualifiers%: United States

2020 (CONCACAF WOMEN'S OLYMPIC QUALIFYING CHAMPIONSHIP)

Host: United States – Champion: United States

Olympic Qualifiers: USA, Canada

2018 (CONCACAF WOMEN'S CHAMPIONSHIP)

Host: United States – Champion: United States

World Cup Qualifiers: USA, Canada, Jamaica

2016 (CONCACAF WOMEN'S OLYMPIC QUALIFYING CHAMPIONSHIP)

Host: United States – Champion: United States

Olympic Qualifiers: USA, Canada

2014 (CONCACAF WOMEN'S CHAMPIONSHIP)

Host: United States – Champion: United States

World Cup Qualifiers****: USA, Costa Rica, Mexico, Canada

2012 (CONCACAF WOMEN'S OLYMPIC QUALIFYING TOURNAMENT)

Host: Canada – Champion: United States

Olympic Qualifiers: Canada, United States

2010 (CONCACAF WOMEN'S WORLD CUP QUALIFYING)

Host: Mexico – Champion: Canada

Women's World Cup Qualifiers***: Canada, Mexico, United States

2008 (CONCACAF WOMEN'S OLYMPIC QUALIFYING TOURNAMENT)

Host: Mexico – Champion: United States

Olympic Qualifiers: Canada, United States

2006 (CONCACAF WOMEN'S GOLD CUP)

Host: United States – Champion: United States

World Cup Qualifiers**: Canada, United States

2004 (CONCACAF FINAL ROUND WOMEN'S OLYMPIC QUALIFYING)

Host: Costa Rica – Champion: United States

Olympic Qualifiers: Mexico, United States

2002 (CONCACAF WOMEN'S GOLD CUP)

Host: United States, Canada – Champion: United States

Women's World Cup Qualifiers: Canada, United States

2000 (CONCACAF WOMEN'S GOLD CUP)^

Host: United States – Champion: United States

1998 (CONCACAF WOMEN'S CHAMPIONSHIP)

Host: Canada – Champion: Canada

Women's World Cup Qualifiers*: Canada, Mexico, "United States

1994 (CONCACAF WOMEN'S CHAMPIONSHIP)

Host: Canada – Champion: United States

Women's World Cup Qualifiers: Canada, United States

1993 (CONCACAF WOMEN'S CHAMPIONSHIP)^

Host: United States – Champion: United States

1991 (CONCACAF WOMEN'S CHAMPIONSHIP)

Host: Haiti – Champion: United States

Women's World Cup Qualifier: United States

^ Non-World Cup Qualifying competition

" United States participated in 1999 FIFA Women's World Cup as host, did not play in Concacaf tournament

* Mexico qualified for the 1999 FIFA Women's World Cup after defeating Argentina in a playoff, 6-3 on aggregate

** Mexico advanced to a playoff against Japan for a berth in the 2007 FIFA Women's World Cup, losing 3-2 on aggregate

*** United States qualified for the 2011 FIFA Women's World Cup after defeating Italy in a playoff, 2-0 on aggregate

**** Canada qualifies as host. T&T earns two-game playoff win vs. Ecuador for final WWC berth

% Panama and Haiti advance to Inter-Confederation Playoff for spot in 2023 FIFA Women's World Cup; Canada and Jamaica to play for spot in 2024 Olympics

SHEBELIEVES CUP

Inspired by the U.S. WNT players, SheBelieves is an initiative led by U.S. Soccer to inspire and encourage women and girls. The campaign launched in the run-up to the 2015 Women's World Cup and has since grown into a powerful message of empowerment and believing in oneself. The SheBelieves Cup, presented by Visa, is a four-team elite international tournament, represents a showcase event for the campaign, which also features efforts such as the SheBelieves Summit, presented by Deloitte, a forum bringing together young professionals and leaders in sport and business, SheBelieves Hero™, a nationwide search for a young community leader who embodies the SheBelieves ethos, SheBelieves Academy, an online learning tool conceived in partnership with author Joan Kuhl and designed to help young women achieve personally and professionally, and SheChampions, a coach mentorship program conceived in collaboration with former head coach Jill Ellis to increase the number of female coaches in the U.S. through mentorship, resources, and support.

SHEBELIEVES CUP HISTORY

In 2024, the SheBelieves Cup will be staged for the ninth time, this year featuring the USA, Brazil, Canada and Japan.

Year	Winner	Runner-up	Third place	Fourth place
2024	USA	Canada	Brazil	Japan
2023	USA	Japan	Brazil	Canada
2022	USA	Iceland	Czech Republic	New Zealand
2021	USA	Brazil	Canada	Argentina
2020	USA	Spain	England	Japan
2019	England	USA	Japan	Brazil
2018	USA	England	France	Germany
2017	France	Germany	England	USA
2016	USA	Germany	England	France

2024 SHEBELIEVES CUP

In 2024, the SheBelieves Cup was staged for the ninth time, once again featuring the USA, Brazil, Canada and Japan. Due to the change in FIFA competition windows and the staging of the Concacaf W Gold Cup in February and March of 2024, the tournament was played in a two venue, four-match format instead of the usual six games. The team played semifinals on the first match day and then a Third-Place Match and Championship Game on the second. Three of the four games went to penalty kicks. In the first semifinal, the USA defeated Japan, 2-1, in front of 50,644 fans, a record for a domestic friendly, coming back from a goal down to win on scores from Jaedyn Shaw and Lindsey Horan (from the penalty spot). Brazil and Canada tied 1-1 in the other semifinal before Canada triumphed, 4-2, in penalty kicks. In the Third-Place Match, Japan and Brazil tied 1-1 before Brazil won 3-0 in the penalty kick shootout. In the Championship Game, the USA and Canada battled to a 2-2 draw in regulation time with Sophia Smith scoring both goals. In penalty kicks, goalkeeper Alyssa Naehler saved three of Canada's spot kicks and made one of her own as the USA won 5-4 in the seven round shootout. Smith, Lindsey Horan, Abby Dahlkemper and Emily Fox also converted, with Fox burying her first penalty kick ever on the pro level.

Results

April 6 – Mercedes-Benz Stadium (Atlanta)
 USA 2 (Shaw, Horan), Japan 1 (Seike)
 Brazil 1 (Tarciane), Canada 1 (Gilles) -- 2-4 in PKs

April 9 – Lower.com Field (Columbus, Ohio)
 Japan 1 (Tanaka), Brazil 1 (Cristiane) – 0-3 in Pks
 USA 2 (Smith 2), Canada (Leon 2) – 5-3 in PKs

SHEBELIEVES CUP

2023 SHEBELIEVES CUP

The 2023 SheBelieves Cup returned to its three city format for the first time since 2020, with stops at Exploria Stadium in Orlando, Fla., GEODIS Parks in Nashville, Tennessee and Toyota Stadium in Frisco, Texas. The USWNT opened the competition with a convincing 2-0 win over Canada behind a brace from forward Mallory Swanson. Swanson proved unstoppable during the tournament, scoring the lone goal in the USA's 1-0 victory over Japan in Nashville, Tennessee and finding the back of the net again in the USWNT's 2-1 win over Brazil to close out the tournament. Swanson was named tournament MVP as she became the first player to score in every match at a single SheBelieves Cup and Alex Morgan also scored for the Americans against Brazil. Japan finished second in the tournament thanks to a commanding 3-0 win over Canada on the final match day in Frisco while Brazil finished third and Canada took fourth.

Standings

TEAM	GP	W	L	D	GF	GA	GD	PTS
USA	3	3	0	0	5	1	+4	9
Japan	3	1	2	0	3	2	+1	3
Brazil	3	1	2	0	2	4	-2	3
Canada	3	1	2	0	2	5	-3	3

Results

February 16 – Exploria Stadium (Orlando, Fla.)

Japan 0, Brazil 1 (Debinha)

USA 2 (Swanson – 2), Canada 0

February 19 – GEODIS Park (Nashville, Tenn.)

USA 1 (Swanson), Japan 0

Brazil 0, Canada 2 (Gilles, Viens)

February 22 – Toyota Stadium (Frisco, Texas)

Canada 0, Japan 3 (Seike, Hasegawa, Endo)

USA 2 (Morgan, Swanson), Brazil 1 (Ludmilla)

2022 SHEBELIEVES CUP

The 2022 SheBelieves Cup featured the first two match days at the Dignity Health Sports Park in Carson, Calif., before moving to Toyota Stadium in Frisco, Tex., for the final doubleheader. The USA's opening game was a surprising 0-0 draw with a talented Czech Republic team, but most of the credit went to Czech goalkeeper Barbora Votíková who made eight saves to help her side earn a point. The USA then rallied to rout New Zealand (in a match that oddly featured three own goals by the same New Zealand player) and Iceland, both by 5-0 scores, to win the tournament. Mallory Pugh scored three times for the USA, but Catarina Macario was named MVP after her two goals in the finale against Iceland. Ashley Hatch and Kristie Mewis also scored for the USA in the tournament. Iceland finished second in a fine performance after defeating New Zealand, 1-0, and downing Czech Republic, 2-1, while the Czechs and the Football Ferns finished third and fourth, respectively after not winning a match.

Standings

TEAM	GP	W	L	D	GF	GA	GD	PTS
USA	3	2	0	1	10	0	+10	7
Iceland	3	2	1	0	3	6	-3	6
Czech Republic	3	0	1	2	1	2	-1	2
New Zealand	3	0	2	1	0	6	-6	1

Results

February 17 – Dignity Health Sports Park (Carson, Calif.)

Iceland 1 (Brynjarsdóttir), New Zealand 0

USA 0, Czech Republic 0

February 20 – Dignity Health Sports Park (Carson, Calif.)

USA 5 (Own Goal 3, Hatch, Pugh), New Zealand 0

February 23 – Toyota Stadium (Frisco, Texas)

New Zealand 0, Czech Republic 0

USA 5 (Macario 2, Pugh 2, K. Mewis), Iceland 0

2021 SHEBELIEVES CUP

In the 2021 SheBelieves Cup, which was held exclusively at Exploria Stadium in Orlando, Fla. due to the COVID-19 pandemic, the USA swept the competition and became the first nation to win back-to-back SheBelieves Cup titles. The Americans swept all three matches, 1-0 vs. Canada, 2-0 vs. Brazil and 6-0 vs. Argentina, and in the process, became and the first team to not allow a single goal at the competition. USWNT midfielder Rose Lavelle was awarded the Visa SheBelieves Cup MVP award and scored the game-winning goal vs. Canada in the USA's first match of the Tournament. Christen Press and Megan Rapinoe scored in the win over Brazil, who finished second after wins over Canada (2-0) and Argentina (4-1). Canada's lone win of the tournament came in a 1-0 victory over fellow SheBelieves Cup debutant Argentina. The 2021 SheBelieves Cup produced a total of 17 goals.

Standings

TEAM	GP	W	L	D	GF	GA	GD	PTS
USA	3	3	0	0	9	0	+9	9
Brazil	3	2	1	0	6	3	+3	6
Canada	3	1	2	0	1	3	-2	3
Argentina	3	0	3	0	1	11	-10	0

Results

February 18 – Exploria Stadium (Orlando, Fla.)

Brazil 4 (Marta, Debinha, Maga, Geyse), Argentina 1 (Larroquette)

USA 1 (Lavelle), Canada 0

February 21 - Exploria Stadium (Orlando, Fla.)

USA 2 (Press, Rapinoe), Brazil 0

Argentina 0, Canada 1 (Stratigakis)

February 24 - Exploria Stadium (Orlando, Fla.)

Canada 0, Brazil 2 (Debinha, Julia)

USA 6 (Rapinoe 2, Lloyd, K. Mewis, Morgan, Press), Argentina 0

2020 SHEBELIEVES CUP

In the 2020 SheBelieves Cup, which was the USA's final competition before the sports world shut down (it would be 261 days before the USA would play again), the American women took the title while sweeping all three games, 2-0 vs. England, 1-0 vs. Spain and 3-1 vs. Japan. The victory against Spain came on a last gasp header from Julie Ertz that whipped the sold-out crowd at Red Bull Arena into a frenzy. Spain finished second after wins over Japan (3-1) and England (1-0) and Alexia Putellas, who scored twice in the tournament, was named the first-ever SheBelieves Cup Visa MVP. England managed to beat Japan, 1-0, in its middle match, but fell to the USA and Spain in its first and last games, respectively. A Japan team in transition allowed the most goals in the tournament (7) and failed to win a game, finishing fourth. After a 19-goal bonanza in 2019, the 2020 SheBelieves Cup produced 13 total scores.

Standings

TEAM	GP	W	L	D	GF	GA	GD	PTS
USA	3	3	0	0	6	1	+5	9
Spain	3	2	1	0	4	2	+2	6
England	3	1	2	0	1	3	-2	3
Japan	3	0	3	0	2	7	-5	0

Results

March 5 – Exploria Stadium (Orlando, Fla.)

Spain 3 (Putellas, L. Garcia 2), Japan 1 (Iwabuchi)

USA 2 (Press, Lloyd), England 0

March 8 – Red Bull Arena (Harrison, N.J.)

Japan 0, England 1 (White)

USA 1 (Ertz), Spain 0

March 11 – Toyota Stadium, (Frisco, Texas)

England 0, Spain 1 (Putellas)

USA 3 (Rapinoe, Press, Horan), Japan 1 (Iwabuchi)

2019 SHEBELIEVES CUP

In the 2019 SheBelieves Cup, the USA finished second, in part because the Americans allowed an equalizer in second half stoppage time in a 2-2 draw with Japan to open the tournament. The USA then drew England, 2-2, and beat Brazil, 1-0, but England won the event after a 2-1 win over Brazil and a 3-0 win against Japan. Japan went 1-1-1, beating Brazil 3-1 to finish third, while Brazil failed to win a game and finished fourth. This tournament saw even more goals scored than in 2018, with 19 hitting the back of the net.

Standings

TEAM	GP	W	L	D	GF	GA	GD	PTS
England	3	2	0	1	7	3	+4	7
USA	3	1	0	2	5	4	+1	5
Japan	3	1	1	1	5	6	-1	4
Brazil	3	0	3	0	2	6	-4	0

Results

Feb. 27 – Talen Energy Stadium (Chester, Pa.)

USA 2 (Rapinoe, Morgan), Japan 2 (Nakajima, Momiki)

England 2 (White, Mead), Brazil 1 (Andressa Alves)

March 2 – Nissan Stadium (Nashville, Tenn.)

Brazil 1 (Debinha), Japan 3 (Momiki, Kobayashi, Hasegawa)

USA 2 (Rapinoe, Heath), England 2 (Houghton, Parris)

March 5 – Raymond James Stadium (Tampa, Fla.)

Japan 0, England 3 (Staniforth, Carney, Mead)

USA 1 (Heath), Brazil 0

2018 SHEBELIEVES CUP

In the 2018 SheBelieves Cup the goals finally started flowing. After the first two tournaments produced nine goals each, 16 were scored over the six games in 2018. The U.S. games were tight as the Americans defeated Germany 1-0 on a goal from Megan Rapinoe, tied France 1-1 on a goal from Mallory Pugh, and then defeated England 1-0 on an England own goal that was created by a Megan Rapinoe cross. England finished second by virtue of its 4-1 win against a France team playing a few reserves and a 2-2 draw with Germany. France finished third but did end on a high note with a 3-0 victory against Germany while the Germans finished fourth after failing to win a game.

Standings

TEAM	GP	W	L	D	GF	GA	GD	PTS
USA	3	2	0	1	3	1	+2	7
England	3	1	1	1	6	4	+2	4
France	3	1	1	1	5	5	0	4
Germany	3	0	2	1	2	6	-4	1

Results

March 1 – MAPFRE Stadium (Columbus, Ohio)

England 4 (Duggan, Scott, Taylor, Kirby), France 1 (Thiney)

USA 1 (Rapinoe), Germany 0

March 4 – Red Bull Arena (Harrison, N.J.)

USA 1 (Pugh), France 1 (Le Sommer)

Germany 2 (Kayikci, OG), England 2 (White 2)

March 7 – Orlando City Stadium (Orlando, Fla.)

France 3 (Henry, Le Sommer, Gauvin), Germany 0

USA 1 (OG), England 0

2017 SHEBELIEVES CUP

In the 2017 SheBelieves Cup, the USA defeated Germany 1-0 in the opening match on a goal from Lynn Williams but fell to England 1-0 and France 3-0. France won the tournament, Germany was second, England third and the USA finished fourth. France defeated England 2-1, drew 0-0 with Germany and downed the USA 3-0.

Standings

TEAM	GP	W	L	D	GF	GA	GD	PTS
France	3	2	0	1	5	1	+4	7
Germany	3	1	1	1	1	1	0	4
England	3	1	2	0	2	3	-1	3
USA	3	1	2	0	1	4	-3	3

Results

March 1 – Talen Energy (Chester, Pa.)
 England 1 (Nobbs), France 2 (Delie, Renard)
 USA 1 (Williams), Germany 0

March 4 – Red Bull Arena (Harrison, N.J.)
 France 0, Germany 0
 USA 0, England 1 (White)

March 7 – RFK Stadium (Washington, D.C.)
 Germany 1 (Mittag), England 0
 USA 0, France 3 (Abily 2, Le Sommer)

2016 SHEBELIEVES CUP

In the 2016 edition of the SheBelieves Cup, the USA defeated England and France by 1-0 scores and downed Germany, 2-1, in the de facto championship game to take the inaugural tournament title. Germany finished second, England was third and France fourth. None of the games was decided by more than one goal, as the tournament included three 1-0 victories, two 2-1 victories and one 0-0 draw.

Standings

TEAM	GP	W	L	D	GF	GA	GD	PTS
USA	3	3	0	0	4	1	+3	9
Germany	3	2	1	0	4	3	+1	6
England	3	0	2	1	1	3	-2	1
France	3	0	2	1	0	2	-2	1

Results

March 3 – Raymond James Stadium (Tampa, Fla.)
 Germany 1 (Maier), France 0
 USA 1 (Dunn), England 0

March 6 – Nissan Stadium (Nashville, Tenn.)
 USA 1 (Morgan), France 0
 Germany 2 (OG, Peter), England 1 (Duggan)

March 9 – FAU Stadium (Boca Raton, Fla.)
 France 0, England 0
 USA 2 (Morgan, S. Mewis), Germany 1 (Mittag)

USWNT All-Time Tournament Titles (1991-2024)

The U.S. Women's National Team has lifted 66 trophies in the past 34 years.

1991

- Concacaf Women's Championship (World Cup Qualifying) – Port-Au-Prince, Haiti
- FIFA Women's World Cup – China PR

1992

- None

1993

- Concacaf Women's Championship – New Hyde Park, N.Y.

1994

- Concacaf Women's Championship – (World Cup Qualifying) – Montreal, Canada

1995

- Tournoi International Feminin – France
- Nike U.S. Cup

1996

- Torneio do Brasil – Campinas, Brazil
- Olympic Women's Soccer Tournament – Athens, Ga.
- Nike U.S. Cup

1997

- Nike U.S. Cup

1998

- Four Nations Tournament – Guangzhou, China
- Goodwill Games – Long Island, New York
- Nike U.S. Cup

1999

- Women's World Cup – United States
- Nike U.S. Cup

2000

- Australia Cup – Australia
- Algarve Cup – Algarve, Portugal
- Concacaf Women's Gold Cup
- Pacific Cup – Australia
- Jubilee Cup – Germany
- Nike U.S. Cup

2001

- None

2002

- Four Nations Tournament – China PR
- Concacaf Women's Gold Cup (World Cup Qualifying) – United States
- Nike U.S. Cup

2003

- Algarve Cup – Portugal
- Four Nations Tournament – China PR

2004

- Algarve Cup – Portugal
- Four Nations Tournament – Shenzhen, China PR
- Concacaf Final Round Olympic Qualifying – Costa Rica
- Olympic Women's Soccer Tournament – Greece

2005

- Algarve Cup – Portugal

2006

- Four Nations Tournament – Guangzhou, China PR
- Peace Queen Cup – Korea Republic
- Concacaf Women's Gold Cup (World Cup Qualifying) – Carson, Calif.

2007

- Four Nations Tournament – Guangzhou, China PR
- Algarve Cup – Portugal

2008

- Four Nations Tournament – Guangzhou, China PR
- Algarve Cup – Portugal
- Concacaf Women's Olympic Qualifying Tournament – Ciudad Juarez, Mexico
- Peace Queen Cup – Korea Republic
- Olympic Women's Soccer Tournament – China PR

2009

- None

2010

- Algarve Cup – Portugal

2011

- Four Nations Tournament – Chongqing, China PR
- Algarve Cup – Algarve, Portugal

2012

- Concacaf Women's Olympic Qualifying Tournament – Vancouver, Canada
- Volvo Winners Cup – Sweden
- Olympic Women's Soccer Tournament – Great Britain

2013

- Algarve Cup – Portugal

2014

- Concacaf Women's Championship (World Cup Qualifying) – United States

2015

- Algarve Cup – Portugal
- FIFA Women's World Cup – Canada

2016

- Concacaf Women's Olympic Qualifying Championship – United States
- SheBelieves Cup – United States

2017

- None

2018

- SheBelieves Cup – United States
- Concacaf Women's Championship (World Cup Qualifying) – United States
- Tournament of Nations – United States

2019

- FIFA Women's World Cup - France

2020

- Concacaf Women's Olympic Qualifying Championship – United States
- SheBelieves Cup – United States

2021

- SheBelieves Cup – United States

2022

- SheBelieves Cup – United States
- Concacaf W Championship (World Cup & Olympic Qualifying) – Mexico

2023

- SheBelieves Cup – United States

2024

- SheBelieves Cup – United States
- Concacaf W Gold Cup – United States
- Olympic Women's Soccer Tournament – France

U.S. Women's National Team Trophies by Competition

Concacaf Women's Championships – 15

Algarve Cup – 10

Four Nations Tournament – 8

SheBelieves Cup – 7

Nike U.S. Cup - 7

Olympic Women's Soccer Tournament – 5

FIFA Women's World Cup – 4

Peace Queen Cup – 2

Tournament of Nations – 1

Volvo Winners Cup – 1

Australia Cup – 1

Pacific Cup – 1

Jubilee Cup – 1

Goodwill Games – 1

Tournoi International Feminin – 1

Torneio do Brasil – 1

U.S. SOCCER HISTORY & INFORMATION





Cindy **PARLOW CONE**

U.S. Soccer President

Cindy Parlow Cone is first female President of U.S. Soccer, the second sitting National Soccer Hall of Fame inductee and the first to hold the position who played for a senior U.S. National Team. Cone was elevated from Vice President to President of the U.S. Soccer Federation on March 12, 2020. She is also one of only nine female federation presidents across FIFA's 211 member associations (as of May 3, 2022).

In March of 2025, she was elected to the FIFA Council as the North America representative from Concacaf.

She was first elected Vice President of U.S. Soccer in February of 2019 at the U.S. Soccer Annual General Meeting and served in the position for a year, completing the term that was vacated. She then was re-elected to a full, four-year term at the 2020 AGM in February.

While leading the Federation back to resuming programming through the COVID-19 global pandemic, which began just after her being elevated to President, Cone's priorities included focusing on improving U.S. Soccer's efforts to take meaningful action in the diversity, equity, inclusion and belonging space, bringing commercial rights back in house, team building, and leading efforts to grow the game in all its forms.

Cone was then re-elected as U.S. Soccer's President during the National Council Meeting at the Federation's Annual General Meeting in Atlanta on March 5, 2022, after earning 52.9 percent of the weighted vote in a two-candidate race.

In May 2022, under Cone's leadership, U.S. Soccer and the United States Women's National Team Players Association (USWNTPA) and the United States National Soccer Team Players Association (USNSTPA) agreed to terms on historic, first-of-their-kind collective bargaining agreements (CBAs) that achieved equal pay through identical economic terms, setting the global standard moving forward in international soccer.

Cone is a title-winning coach at the grassroots, collegiate and professional levels and holds a USSF "A" coaching license. During the past 20 years, she has served on numerous committees, including the FIFA Steering Committee, the U.S. Soccer Medical Advisory Committee, Appeals Committee, and the Athletes' Council.

The Memphis, Tennessee native was a star for the U.S. Women's National Team during a career that spanned 1996-2004, earning 158 caps while scoring 75 goals, which still stands as 8th all-time on the USA's all-time goals list. Her seven career hat tricks are still second all-time behind Mia Hamm and Carli Lloyd. She also had

35 career assists. In 1998, she won U.S. Soccer's inaugural Young Female Player of the Year Award.

At 5-foot-11, she was a towering presence on the USA's forward line. During her career she was a two-time Olympic gold medal winner (1996 & 2004) and a member of the historic 1999 Women's World Cup winning side, scoring two goals in that tournament including a diving header against Nigeria in group play and the crucial opening score in the 2-0 semifinal victory against Brazil.

She played her last match for the U.S. WNT on Dec. 8, 2004, in a 5-0 win against Mexico at The Home Depot Center in Carson, Calif., in what was also the final match for Mia Hamm, Julie Foudy, Brandi Chastain and Joy Fawcett (who was on the bench but did not play).

She is the youngest player ever to win both an Olympic gold medal and a Women's World Cup title. In total, she played in nine Olympic matches and 11 World Cup matches. In 2000, she led the USA with 19 goals, which was her career high in a calendar year. She had four hat tricks that year, one shy of a U.S. record for a single year.

She also played for the USA's Youth National Teams and played three seasons in the WUSA, the USA's first women's pro league, advancing to two championship games with the Atlanta Beat.

Inducted into the National Soccer Hall of Fame in 2018, Cone was a four-time All-American at the University of North Carolina, where she scored 68 goals and had 53 assists in 103 games, and was on teams that won two NCAA titles. She won both the Hermann Trophy and the M.A.C. Player of the Year awards as the consensus college soccer player of the year as a junior and a senior, which at the time, paired her with Mia Hamm as the only twotime winners of both awards. Cone was also pioneer of sorts for college soccer, entering UNC early after three years of high school. She majored in Education at UNC.

In 2023, Cone received the prestigious NCAA Silver Anniversary Award, which is awarded annually to six athletes on the 25th anniversary of the conclusion of their college athletics careers for their outstanding collegiate and professional achievements.

She also served as an assistant coach at UNC, winning four NCAA titles, including 2012 when she took the coaching lead due to an illness to head coach Anson Dorrance's wife.

She was also the first head coach to win a National Women's Soccer League championship, guiding Portland Thorns FC to the title in 2013 during the league's inaugural season.

Cone is on the board for the non-profit Goals for Girls, an organization that uses "soccer to teach leadership skills in young women and teach them how to be agents of change, in their own lives and in their communities."

In the summer of 2007, she married John Cone in Chapel Hill. She has a street – Cindy Parlow Drive – named after her in her hometown of Memphis, Tenn.



JT BATSON

**CEO / Secretary General
U.S. Soccer Federation**

JT Batson was named CEO / Secretary General of the U.S. Soccer Federation on Sept. 26, 2022.

Batson fell in love with soccer at a young age. He played club soccer for Augusta Arsenal growing up in Georgia and later helped run the club while serving as a referee, a referee assignor, mowing and lining fields and working in coaching recruitment. He has coached boys and girls at the grassroots level and has been active in supporting his childhood soccer club as a member of the Augusta Arsenal Soccer Club advisory board.

A long-time member of the soccer community, he feels his experience in grassroots soccer helped shape who he is today, an executive who prides himself on doing the work necessary to achieve goals and create important bonds with employees and partners while also teaching and mentoring.

A strong believer in the power of teamwork, the first software he ever worked on was for the assigning of youth soccer referees for tournament organizers. He also paid for college, in part, by working soccer camps. He has described his young self as being a kid that didn't dream of playing in a World Cup, but instead of organizing one. Like for many, the 1994 FIFA World Cup held in the USA had a profound impact on Batson and opened his eyes to the potential and global impact of soccer. It was a rallying cry to think big about soccer in the USA, and a watershed event for his generation, showing how big investment can impact the future while setting the stage for the 2026 FIFA World Cup to impact many more soccer fans of all ages.

Batson has spent his professional career at the intersection of media, advertising and technology, focused on solving challenging problems at scale through innovation and collaboration.

A former member of U.S. Soccer Finance Committee, Batson comes to the Federation with experience heading large companies. He previously served as CEO of Hudson MX, a 425-person NYC- and Atlanta-based software company, which he co-founded and where he will remain a member of the board, that focuses on workflow and financial software for the advertising ecosystem.

His previous work with U.S. Soccer led to him helping spearhead the creation of the U.S. Soccer Development Fund which raises money to support U.S. Soccer's development of world-class players, coaches and referees, all with the goal of continuing to inspire a nation.

Prior to founding Hudson MX, he was an Entrepreneur in Residence at Greylock Partners and Accel Partners.

Batson began his career as an early employee of Mozilla focused on international growth efforts of the then-nascent Firefox browser. He subsequently joined the Rubicon Project pre-revenue where he helped scale the company to six countries as the EVP, Revenue and Global Development. He's also served in executive roles at Mediaocean and Cumulus Media.

He is currently on the Undergraduate Cabinet at Stanford, from which he graduated with a BA in Political Science and where he won the JE Wallace Sterling Award, an honor that recognizes the graduating senior whose undergraduate leadership and volunteer activities have made the largest impact on the Stanford community.

As an undergrad at Stanford, he worked with the men's and women's soccer programs as a student assistant focused on recruiting, soccer operations, marketing, camps and fundraising. The Stanford men's basketball teams took notice, and he also worked with that program, building a recruiting CRM system, managing dynamic ticket process and fan development. He also continued to referee during his college years, experiences that included running the middle during several scrimmages for the local professional teams.

Batson is a member of the board of the LGBTQ+ entrepreneur focused non-profit StartOut. He also serves on the board of directors for the NYC Ballet. Batson has guest taught at Stanford's Hasso Plattner Institute of Design and the Graduate School of Business.

U.S. SOCCER BOARD OF DIRECTORS

The Board of Directors of U.S. Soccer is the governing board of the Federation in accordance with the Amateur Sports Act of 1978. Consisting of elected members representing all facets of soccer in the United States, the Board administers the affairs of the Federation between meetings of the National Council.

BOARD OF DIRECTORS

President	Cindy Parlow Cone
Executive Vice President	Nathan Goldberg Crenier
Immediate Past President (non-voting)	Carlos Cordeiro
Athlete Representatives	Chris Ahrens, Nelson Akwari, Sean Boyle, Whitney Engen, Cassidy Leake, Lori Lindsey, Danielle Slaton
Pro Council Representatives	Jessica Berman, Don Garber, Amanda Vandervort
Adult Council Representatives	Fritz Marth, John Motta
Youth Council Representatives	Rick Buiteweg, Todd Lockhart, Louis Mateus, Tina Rincon
At Large Representative	John Collins
Independent Directors	Patti Hart, Mark Johnson, Juan Uro
CEO/Secretary General (non-voting)	JT Batson

POSITION	MAXIMUM TERMS	LENGTH OF TERM
President	Three (3) terms	Four (4) years each term
Vice President		
Athlete Council Representative	No term Limits	Four (4) years each term
USSF CEO/Secretary General	Employee of organization	
Independent Directors	Three (3) terms	Three (3) years each term
Adult Council Representative	Eight (8) terms* Unless member is employee of organization	Two (2) years each
At Large Representative		
Pro Council Representative		
Youth Council Representative		

U.S. SOCCER PRESIDENTS

1913-1915	Gustav Randolph Manning	1954-1957	Edward Sullivan
1915-1917	John A. Fernley	1957-1959	Walter Rechsteiner
1917-1919	Peter J. Peel	1959-1961	Jack Flamhaft
1919-1923	George Healey	1961-1963	J. Eugene Ringsdorf
1923-1924	Peter J. Peel	1963-1965	George E. Fishwick
1924-1926	Morris W. Johnson	1965-1967	Frank E. Woods
1926-1928	Andrew M. Brown	1967-1969	Robert Guelker
1928-1932	Armstrong Patterson	1969-1971	Erwin A. Single
1932-1934	Elmer A. Schroeder	1971-1975	James P. McGuire
1934-1936	Joseph J. Barriskill	1975-1984	Gene Edwards
1936-1938	Joseph Triner	1984-1990	Werner Fricker
1938-1941	Harold S. Callowhill	1990-1998	Alan I. Rothenberg
1941-1945	Thomas E. Sager	1998-2006	Dr. S. Robert Contiguglia
1945-1948	Harry H. Fairfield	2006-2018	Sunil Gulati
1948-1950	Walter J. Geisler	2018-2020	Carlos Cordeiro
1950-1952	Fred W. Netto	2020-present	Cindy Parlow Cone
1952-1954	James P. McGuire		



U.S. SOCCER REFEREE PROGRAM

The U.S. Soccer Federation Referee Program's membership ranks among the largest of all FIFA nations with nearly 115,000 registered officials, mentors, coaches, and assignors. Officials registered with U.S. Soccer work sanctioned games at all levels of competition including youth, adult, professional, and international matches.

Referee Education Resources

U.S. Soccer is committed to producing referee education resources aimed at supporting officials regularly working amateur games at the youth and adult levels. These officials represent the foundation of the U.S. Soccer Referee Program and their training and development is paramount to the success of the program. This is accomplished through the development of targeted training materials and standardized curriculums supporting specific levels of competition.

Referee Identification and Training

These initiatives focus on identifying and training high potential officials with the ability to referee at the professional and international levels. These efforts see U.S. Soccer assign a network of highly qualified referees, referee mentors and referee coaches to various elite-level regional and national events. Quantitative and qualitative data from these events are used to classify the program's up-and-coming and high performing officials.

The Professional Referee Organization (PRO)

The Professional Referee Organization is the organization responsible for managing the referee, assistant referee, and video match official program in professional soccer leagues in the United States and Canada, working alongside the U.S. Soccer Federation, Major League Soccer, United Soccer League and National Women's Soccer League.

The organization's goals are to increase the quality of officiating in U.S. and Canadian professional leagues, develop more professional-quality officials at a younger age, and produce officials who will represent the United States and Canada in FIFA competitions.

2025 FIFA International Panel

A list of international referees and assistant referees that are eligible to officiate FIFA sanctioned matches in the coming year is announced annually by FIFA. The current American contingent totals 15 referees, 20 assistant referees, 10 video match officials, and three futsal referees. *(List on next page)*

Referees

(First Year on FIFA Panel)

Alexandra Bileter (2023)
 Danielle Chesky (2020)
 Joe Dickerson (2023)
 Ismail Elfath (2016)
 Jon Freemon (2024)
 Guido Gonzales, Jr. (2025)
 Katja Koroleva (2014)
 Alyssa Nichols (2023)
 Tori Penso (2021)
 Victor Rivas (2023)
 Natalie Simon (2022)
 Lukasz Szpala (2024)
 Rubiel Vazquez (2020)
 Armando Villarreal (2015)
 Anya Voigt (2024)

Video Match Officials

(First Year on FIFA Panel)

Kyle Atkins (2022)^
 Allen Chapman (2021)
 Joe Dickerson (2025)^
 Timothy Ford (2021)
 Edvin Jurisevic (2021)
 Katja Koroleva (2025)^
 Brooke Mayo (2024)^
 Kathryn Nesbitt (2022)^
 Chris Penso (2021)
 Armando Villarreal (2022)^

^Also on the 2024 FIFA Panel as a referee
 or assistant referee

Assistant Referees

(First Year on FIFA Panel)

Kyle Atkins (2018)
 Cameron Blanchard (2019)
 Logan Brown (2020)
 Jose Da Silva (2023)
 Chris Elliott (2024)
 Jennifer Garner (2018)
 Ryan Graves (2024)
 Jeremy Kieso (2022)
 Felisha Mariscal (2014)
 Brooke Mayo (2018)
 Alicia Messer (2018)
 Meghan Mullen (2022)
 Kathryn Nesbitt (2016)
 Corey Parker (2015)
 Salma Perez (2023)
 Cory Richardson (2022)
 Kali Smith (2023)
 Tiffini Turpin (2023)
 Luis Uranga (2020)
 Katarzyna Wasiak (2024)

Futsal Referees

(First Year on FIFA Panel)

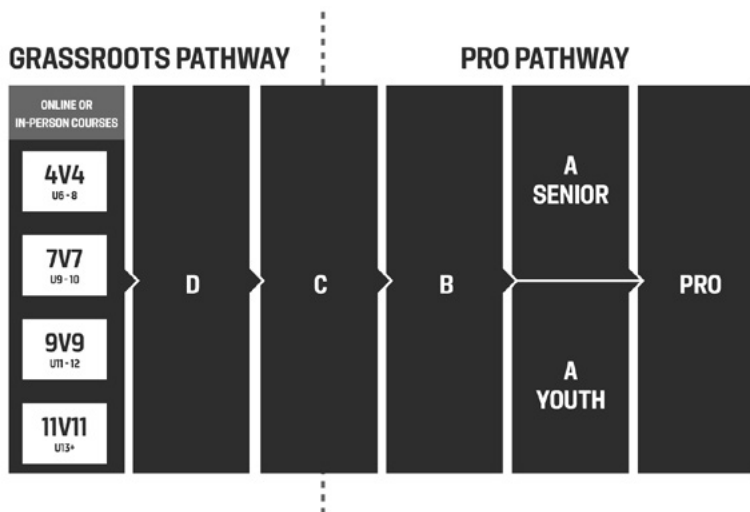
Joshua Wilkens (2019)
 Krystin Pahia (2024)*
 Matthew Rodman (2024)*



U.S. SOCCER'S COACHING DEPARTMENT AND NATIONAL COACHING SCHOOLS

U.S. Soccer Coaching Education was established in the early 1970s by famed West German teacher and coach Dettmar Cramer. Each level of the U.S. Soccer Coaching License Pathway is designed to meet the needs of coaches ranging from the coach who is inexperienced in soccer to the former professional player who desires to coach in amateur, professional, or international competitions.

U.S. Soccer has licensed thousands of coaches in the decades since the department was first founded. U.S. Soccer is committed to providing soccer coaches with up-to-date theoretical and practical knowledge so coaches can develop to their full potential. The diagram below shows the current U.S. Soccer Coaching License Pathway.



U.S. Soccer provides courses in which coaches can earn nationally recognized certifications that afford them opportunities and recognition inherent in the attainment of various levels of coaching expertise. Proven curriculums improve coaches' knowledge of the game and provide valuable information on current coaching trends and international developments in the game.

The course curriculums are based on sets of tasks that a coach must carry out. These tasks are defined as coaching matches, coaching training sessions, leading the team, leading the player, managing a performance environment, leadership, and more. Coaches are educated and assessed based on the progression of these tasks relative to each course within the licensing pathway.

Pro, "A" (Senior and Youth), and "B" level courses span six to twelve months and take place over a series of meetings. Students have an opportunity to practically apply what they have learned in their home environment with their team between meetings.

U.S. Soccer also offers "B", "C", "D", and Grassroots level courses that are available through member organizations. While the member organizations are responsible for the execution of these courses, the curriculum is developed and overseen by U.S. Soccer Coaching Education. For more information on U.S. Soccer Coaching Education courses, visit the U.S. Soccer Learning Center at learning.ussoccer.com.

On the next page is an overview of U.S. Soccer Coaching Education courses:

Introduction to Grassroots Coaching

The Introduction to Grassroots Coaching is a cost-free, online module intended for all parents and coaches of youth players. The focus of this grassroots introduction is to share U.S. Soccer's best practices in creating a fun, supportive, activity-centered, and age-appropriate environment for grassroots players.

Grassroots Courses

The eight Grassroots courses, which replaced the "F" and "E" License courses, offer an a-la-carte approach meant to empower coaches with education that is relevant to their specific coaching needs. The Grassroots Licenses will help coaches ensure fun, enjoyable, and developmentally appropriate environments for their players. Student coaches will learn how to understand the basic needs of grassroots players, the basic structure of the game, the basic structure of a grassroots training session, and the basic tasks of a grassroots coach.

"D" Course

The "D" course is a 45 to 60-hour course for the grassroots coach who meets the prerequisites. The focus of this course is to prepare coaches to work with youth teams (U-6 to U-19) in a participation environment. Coaches will learn to create game-like training sessions and a gameday environment that encourages players' ownership of their decision-making. The course consists of a mix of classroom lectures and field sessions that focus on using the Play-Practice-Play training methodology.

"C" Course

The "C" course prepares coaches to work with youth teams (U-11 to U-19) in a participation environment. The goals of the course are to educate student coaches in creating a series of progressive game-like training sessions that encourage players' ownership of their decision-making and create a gameday environment linked to training session goals.

"B" Course

The "B" course prepares coaches to work with youth (U-13+) in a performance environment. The goals of the course are to educate candidates in implementing a game model based on a style of play as well as creating and implementing a coaching structure to influence players during games and training sessions.

A-Youth Course

The A-Youth course prepares coaches to work as a head coach with youth teams in a high-performance environment. Student coaches are educated in creating and articulating a style of play in a game model as well as creating and implementing a training and coaching methodology to develop the team and individual players during training sessions and games.

A-Senior Course

The A-Senior course prepares coaches to work as a head coach with a senior team in a high-performance environment. Similar to the A-Youth course, students are educated in creating and articulating a style of play in a game model as well as creating and implementing a training and coaching methodology to develop the team and individual players during training sessions and games.

Pro Course

The Pro License prepares students to work as a head coach with a senior team at the highest level of national and international professional soccer. The primary goals of the course are to educate the student coach in developing a winning team culture, creating a game model that aligns with the club culture, the quality of the players, and the beliefs of the coach, and developing and using a leadership style that drives the high-performance environment. The year-long course is centered around the management of a professional team.

SUPPLEMENTAL PATHWAY

Coach Educator Course

The Coach Educator License prepares student coach educators (SCEs) with the necessary competencies required to teach U.S. Soccer Coaching Courses (Grassroots to Pro). The goals of the course are to develop a deeper understanding of the U.S. Soccer Coaching Education Philosophy and Principles and to facilitate a self-regulated learning process that allows for SCEs to guide, support, engage, and challenge student coaches throughout their learning process. The course is divided into four sequential parts; Base Course (Part 1), Course Level Pathway (Part 2), Apprenticeship (Part 3), and Summative Assessment (Part 4).

Club Technical Leadership Pathway

The Club Technical Leadership (CTL) Pathway is designed to support the development of club technical leaders from Grassroots to Professional club environments. The pathway is built to progressively develop competencies connected to leadership, club identity, player identification and development, coach and staff development, and strategic planning.

Talent Scout

The Talent Scout License prepares youth scouts to learn the process of identification, examination, and monitoring of potential (top) talented players. Students will acquire or further develop the competencies (knowledge, skills, attitude) and personal traits necessary to work as a Talent Scout. The primary goal of the course is to help youth scouts learn the process of identification, examination and monitoring of potential (top) talented players.

Coach For Community

Coach For Community is a free educational resource. The target is to provide the necessary tools and resources for coaches to create the most impactful learning environments for players. While the primary focus is on entry-level coaches, the program is open to all. The three key program objectives are to share best practices for player development including coaching games and practices (with a focus on U.S. Soccer's Play-Practice-Play methodology), provide expertise in grassroots coach education and player development, and to make connections with local soccer leaders.

Each individual that completes a free registration in U.S. Soccer's Learning Center and participates in the event will receive a \$25 voucher to be used towards one of the four online grassroots courses.



ARTHUR M. BLANK U.S. SOCCER NATIONAL TRAINING CENTER

The U.S. Soccer Federation broke ground on its first-ever National Training Center (NTC) and Headquarters in April of 2024, unveiling the new facility as the Arthur M. Blank U.S. Soccer National Training Center. The facility is scheduled to open in the spring of 2026.

The Arthur M. Blank U.S. Soccer National Training Center is another step in the Federation's ambitious strategic plan to grow soccer across the country. The commitment to build a training center was made possible by a \$50 million contribution from iconic businessman and philanthropist Arthur M. Blank, The Home Depot co-founder and Atlanta United owner.

The Arthur M. Blank U.S. Soccer National Training Center will span 200 acres and include more than a dozen soccer fields and over 100,000 sq. ft. of indoor courts for all 27 U.S. Soccer National Teams, including Senior Women's and Men's, Youth and Extended National Teams. The facility will also include more than 200,000 sq. ft. of high-performance facilities, locker rooms, meeting rooms and headquarters space for all U.S. Soccer employees.

While the Arthur M. Blank U.S. Soccer National Training Center will be utilized by all of U.S. Soccer's National Teams, part of the contribution from Blank and his Family Foundation will specifically go toward the construction of facilities for U.S. Soccer's nine Extended National Teams (ENTs), particularly in support of the Cerebral Palsy (CP), Deaf, and Power (wheelchair) Soccer National Teams, including thoughtful design of locker rooms and training facilities to maximize accessibility for players.

Architecture, design, and planning firm Gensler will serve as the architect and interior designer of the project, combining its decades of experience designing some of the world's most remarkable corporate office spaces and iconic sports facilities to create a dynamic campus for U.S. Soccer.

The facility will serve as headquarters for the U.S. Soccer Federation, creating a central hub for the entire soccer community, including coaches and referees, to access best-in-class training, technology and infrastructure to promote successful and sustainable playing environments throughout the country. For players, the Arthur M. Blank U.S. Soccer National Training Center

will guarantee uninterrupted access to elite infrastructure for training, development, recovery and performance analysis – cultivating expertise and excellence in the sport on an international level.

The Arthur M. Blank U.S. Soccer National Training Center's location provides proximity to the Town at Trilith, a master-planned residential and mixed-use community with a school, restaurants, retail and office space. The Town at Trilith is adjacent to Trilith Studios, a major film and television production studio in Fayette County, which has brought the world's attention to this south-metro Atlanta community and sparked tremendous investment in the local area. Established in 2014, Trilith Studios is one of the largest production facilities in Georgia and one of the largest purpose-built studios in North America.

The location became the clear choice by meeting key criteria that included accessibility and proximity to Atlanta's major international airport as well as downtown, optimal climate for year-round programming, the ability to drive economic impact locally and the opportunity to be part of a diverse, growing community.

The facility will include full ADA accessibility for visitors and players within the building and throughout the training ground. In addition, sustainability will be at the forefront of the design process and the project team will pursue LEED certification by incorporating energy-efficient systems, water reclamation and protection of surrounding natural habitats.

The Arthur M. Blank U.S. Soccer National Training Center will create an estimated 400+ new jobs and represents an investment valued at more than \$200 million. In alignment with U.S. Soccer's vision to promote diversity, inclusion, equity and belonging and eliminate barriers both on and off the field, the Federation is committed to working with minority- and women-owned businesses.

The Coca-Cola Company is a Founding Partner of the Arthur M. Blank National Training Center and played an important role in U.S. Soccer's decision to bring the complex to the company's corporate hometown. In July of 2023, Coca-Cola North America and U.S. Soccer entered a transformative, long-term partnership agreement that supports the growth of the game at every level of the U.S. soccer ecosystem. To reinforce its commitment, the Coca-Cola Foundation awarded a \$5 million grant to fund the Arthur M. Blank U.S. Soccer National Training Center's youth and workforce development programs called "A Journey to a Better Life."

Coca-Cola and U.S. Soccer are united in the ambition to build legacy events that shine a light on domestic talent and increase opportunities for all U.S. Youth National Teams and Extended National Teams, growing the sport and increasing participation in soccer in all its forms.

To learn more about the NTC project and how it will transform soccer in the U.S., visit www.ussoccer.com/ntchq.

SOCCER FORWARD FOUNDATION

Soccer Forward Foundation is a key driver in U.S. Soccer's overall vision that soccer is a force for good. Operating with the belief that soccer contributes to healthier and more connected communities, Soccer Forward supports U.S. Soccer's efforts to expand access to the sport, helping the game reach more people and create lasting change..

OUR MISSION

Our mission is to take soccer's power and the impact it can have to a whole new level. To supersize its scale and its effect. As U.S. Soccer's legacy initiative of the FIFA Men's World Cup 2026, and additional major sporting events coming to the U.S. on the horizon, we have an unprecedented window of opportunity. So we're putting all our energy into three major initiatives, with the knowledge that what's good for the game is good for the wider world beyond it.

OUR THREE WAYS FORWARD

Soccer: For Everyone, Everywhere

Making soccer accessible to everyone in the U.S., everywhere in the U.S. by supporting the people, programs and places that are having an impact in their communities every day.

Soccer: For Health

Making the nation healthier, both physically and mentally, through soccer with cutting-edge research and training, creating breakthrough programs in key areas like women's health and mental health.

Soccer: For Excellence and Development at all Levels in the Women's Game

Making women's soccer the best it can be here and around the world through developing standards for our teams and in our communities. And this isn't just for us. We'll share them too, supporting other nations and organizations around the world that aspire to the same levels of excellence.

Learn more about the Soccer Forward Foundation and join the community at ussoccer.com/soccer-forward

U.S. Soccer Development Fund and Fundraising Program

U.S. Soccer is a 501(c)(3) nonprofit organization. Like other national governing bodies for sports in the United States, the Federation receives no government funding to support its programs.

In 2013, U.S. Soccer launched its fundraising program, the first in the history of the organization and encouraging individuals to contribute to a myriad of initiatives and programs across the ecosystem. At present, the organization is scaling its development department to match its vision and ambitions outlined in its new strategic plan. As such the fundraising program at U.S. Soccer will now include dedicated departments and staff focused in five key areas:

- Campaign and Special Projects
- Development Operations
- Individual Giving (Membership and Annual Fund)
- Institutional Giving (Corporations and Foundations)
- Major and Principal Giving

Donors can support U.S. Soccer and get closer to our programs by making a donation at www.ussoccer.com/donate, or joining a giving group like the ones outlined below:

- **CIRCLE INSIDERS:** Annual membership program supporting the U.S. Soccer Development Fund, with unique benefits at every level.
- **THE NATIONAL WOMEN'S NETWORK:** Leadership giving group supporting and celebrating U.S. Soccer programs for girls and women across the organization.
- **PATRONS PROGRAM:** Supporters families participating in multi-day VIP travel programs around senior Men's and Women's National Team matches.
- **DEVELOPMENT COUNCILS:** Regional volunteer groups uniting business and community leaders in support of U.S. Soccer. (Current Development Councils: Chicago, New York City, Bay Area, Los Angeles, and At-Large.)
- **CHAMPIONS CIRCLE:** U.S. Soccer's foremost philanthropic leadership group, championing the future of the sport at the highest level.

For questions about U.S. Soccer development and opportunities for donors, go to www.ussoccer.com/fund or email fund@ussoccer.org.



NATIONAL SOCCER HALL OF FAME

NATIONAL SOCCER HALL OF FAME

The National Soccer Hall of Fame (NSHOF) is a public-private partnership among FC Dallas, the City of Frisco, Frisco Independent School District and U.S. Soccer Federation. The NSHOF, part of a \$55 million renovation at Toyota Stadium in Frisco, Texas, contains two components: The NSHOF Experience and the HOF Club.

The NSHOF Experience is a 10,000-square foot segment of the NSHOF that honors the past, while fully incorporating modern technology of the present and future including virtual reality, gesture technology and interactive digital video boards throughout to celebrate the players and builders of American soccer that have elevated the sport to where it is today. It features interactive exhibits and iconic soccer memorabilia and serves as the home for Hall of Fame induction ceremonies annually.

The NSHOF's home in Frisco opened in 2018 after not having a home for seven years, with the previous home located in Oneonta, N.Y. from 1979-2010. The NSHOF was officially recognized by U.S. Soccer in 1983.

What is now the National Soccer Hall of Fame first sprang to life in 1950 when a group of former professional and amateur players from the Philadelphia "Old-timers" Association took it upon themselves to recognize the achievements of soccer in America. Decades after the "Old-timers" first got together, more than 300 members have been elected to the Hall of Fame for their outstanding contributions to American soccer, both on and off the field.

The Hall of Fame also possesses an archive of more than 80,000 items, which make up one of the largest collections of soccer artifacts and records in the world. The collection includes such rare pieces as the world's oldest soccer ball (made in the USA) and both the 1991 and 1999 FIFA Women's World Cup trophies. The collection also includes the North American Soccer League archive, the 1994 FIFA World Cup USA archive, a rare soccer photography collection from New York depression-era photographer John Albok, materials from the U.S. National Teams in World Cup competition and artifacts from the American Soccer League of the 1920's and 1950's.

Members are elected annually via three ballots – Player, Builder and Veteran (player), and since 2018 have been inducted in Frisco, Texas. Beginning with the Class of 2021, a 96-member Selection Committee consisting of Hall of Famers, media members, historians and soccer executives and coaches participate in annual elections. For the election of the Class of 2024, the maximum number of inductees is three Players, two Veterans and one Builder.

The latest National Soccer Hall of Fame class featuring Mark Abbott (Builder), Chris Armas (Veteran), Mary Harvey (Veteran), Carli Lloyd (Player) and Nick Rimando (Player) will be inducted on May 3, 2025 in Frisco, Texas.



NATIONAL SOCCER HALL OF FAME MEMBERS

- PLAYERS -

Agoos, Jeff.....2009	Gabarra, Carin Jennings.....2000	Ntsoelengoe, Patrick "Ace" *..2003
Akers, Michelle.....2004	Gaetjens, Joseph *.....1976	O'Brien, Shamus *.....1990
Alberto Torres, Carlos.....2003	Gallagher, James *.....1986	Olaff, Gene *.....1971
Annis, Robert *.....1976	Gardassanich, Gino *.....1976	Oliver, Arnold *.....1968
Armstrong, Desmond.....2012	Gentile, James *.....1986	Oliver, Len *.....1996
Auld, Andrew *.....1986	Getzinger, Rudy.....1991	Overbeck, Carla.....2006
	Glover, Edward 'Teddy' *.....1965	
Bachmeier, Adolph.....2002	Gonsalves, Adelino 'Billy' *.....1950	Pariani, Gino *.....1976
Bahr, Walter *.....1976	Gormley, Robert *.....1989	Parlow-Cone, Cindy.....2018
Balboa, Marcelo.....2005	Govier, Sheldon *.....1950	Patenaude, Bert *.....1971
Barr, George *.....1983	Granitz, Karl-Heinz.....2003	Pele*.....1993
Beardsworth, Fred *.....1965	Gryzik, Joseph *.....1973	Perez, Hugo.....2008
Beasley, DaMarcus.....2023		Pope, Eddie.....2011
Beckenbauer, Franz.....1998	Hamilton, Linda.....2022	
Bernabei, Raymond*.....1978	Hamm, Mia.....2007	Radosavljevic, Preki.....2010
Bocanegra, Carlos.....2020	Harker, Albert *.....1979	Ramos, Tab.....2005
Bogicevic, Vladislav 'Bogie'.....2002	Harkes, John.....2005	Rampone, Christie (Pearce).....2021
Bookie, Michael *.....1986	Heinrichs, April.....1998	Ratican, Harry *.....1950
Borghí, Frank *.....1976	Holiday, Lauren.....2023	Renzulli, Peter *.....1951
Boulos, John *.....1980	Howard, Tim.....2024	Reyna, Claudio.....2012
Boxx, Shannon.....2022	Hynes, John *.....1977	Roe, Jimmy *.....1997
Brittan, Harold *.....1951		Rote Jr., Kyle.....2010
Brown, David *.....1951	Jaap, John *.....1953	Roth, Werner.....1989
Brown, George.....1995	Jones, Cobi.....2011	Roy, Willy.....1989
Brown, James *.....1986		Ryan, Francis J. 'Hun' *.....1958
	Keller, Kasey.....2015	
Caligiuri, Paul.....2004	Keough, Harry *.....1976	Salcedo, Fabri *.....2005
Caraffi, Ralph *.....1959	Kropfelder, Nicholas *.....1996	Schaller, Willy *.....1995
Carenza, Joseph S. *.....1982	Kuntner, Rudy *.....1963	Scurry, Briana.....2017
Chacurian, Efrain 'Chico' *.....1992		Slone, Philip *.....1986
Chastain, Brandi.....2016	Lalas, Alexi.....2006	Smith, Bobby.....2007
Cherundolo, Steve.....2021	Lang, Millard *.....1950	Solo, Hope.....2022
Chesney, Stanley *.....1966	Lenarduzzi, Bob.....2003	Souza, Ed *.....1976
Child, Paul.....2003	Lilly, Kristine.....2014	Souza, John 'Clarkie' *.....1976
Chinaglia, Giorgio *.....2000	Looby, William *.....2001	Spalding, Charles H. *.....1950
Cirovski, Shannon Higgins.....2002		Stark, Archie *.....1950
Clavijo, Fernando *.....2005	Maca, Joseph *.....1976	Stewart, Earnie.....2011
Colombo, Charles *.....1976	MacMillan, Shannon.....2016	Swords, Thomas *.....1951
Coombes, Geoff *.....1976	Mausser, Arnie.....2003	
Craddock Jr., Robert *.....1997	Markgraf, Kate.....2023	Tintle, George *.....1952
	McBride, Brian.....2014	Tracy, Raphael *.....1986
Danilo, Paul *.....1997	McBride, Pat *.....1994	Trost, Al.....2006
Davis, Rick.....2001	McGhee, Bart *.....1986	
Dempsey, Clint.....2022	McGuire, John *.....1951	Vaughn, Frank *.....1986
Dick, Walter *.....1989	McIlvenny, Edward *.....1976	Venturini-Hoch, Tisha.....2024
DiOrio, Nick *.....1974	McKinney, Josh.....2024	Vermes, Peter.....2013
Donelli, Aldo 'Buff' *.....1954	McLaughlin, Ben *.....1977	
Donovan, Landon.....2023	McNab, Alex *.....2005	Wallace, Frank *.....1976
Dooley, Thomas.....2010	Meola, Tony.....2012	Wambach, Abby.....2019
Douglas, James E. *.....1954	Mieth, Werner *.....1974	Weir, Alex *.....1975
Duggan, Thomas *.....1955	Millbrett, Tiffany.....2018	Willey, Alan.....2003
Dunn, James *.....1974	Millar, Robert *.....1950	Wilson, Bruce.....2003
	Monsen, Lloyd.....1994	Wilson, Peter *.....1950
Ely, Alexander*.....1997	Moore, Joe-Max.....2013	Windischmann, Michael.....2004
Etcheverry, Marco.....2022	Moore, Johnny.....1997	Wolanin, Adam *.....1995
	Moorhouse, George *.....1986	Wood, Alex *.....1986
Fawcett, Joy.....2009	Moreno, Jaime.....2021	Wynalda, Eric.....2004
Ferguson, John *.....1950	Morrison, Robert *.....1951	
Fleming, Tom 'Whitey' *.....2005	Murphy, Ed *.....1998	Zerhusen, Al.....1978
Florie, Thomas *.....1986	Murray, Bruce.....2011	
Foudy, Julie.....2007	Myernick, Glenn "Mooch"*.....2015	
Fricker, Werner *.....1992		
Friedel, Brad.....2018	Nanoski, John "Jukey" *.....1993	
Fryer, William J. *.....1951	Nelson, Johnny *.....2005	
	Nilsen, Werner *.....2005	

* deceased

NATIONAL SOCCER HALL OF FAME MEMBERS

- BUILDERS -

Abronzino, Umberto *1971	Gansler, Bob2011	Palmer, William *1952
Aimi, Milton *1991	Garber, Don2016	Payne, Kevin *2021
Alonso, Julius A. *1972	Garcia, Prudencio 'Pete' *1964	Pearson, Edward *1990
Andersen, William *1956	Giesler, Walter *1962	Peel, Peter J. *1951
Anschutz, Philip2006	Gould, David L. *1953	Peters, Wally *1967
Ardiszone, John *1971	Greer, Donald *1985	Phillipson, Don *1987
Arena, Bruce2010	Guelker, Robert *1980	Piscopo, Giorgio *1978
Armstrong, James *1952	Guennel, Dr. G.K. *1980	Pomeroy, Edgar *1955
	Gulati, Sunil2019	
Baharmast, Esse2022		Ramsden, Arnold *1957
Barriskill, Joseph J. *1953	Healy, George *1951	Reese, Vernon R. *1957
Berling, Clay *1995	Heilpern, Herbert *1988	Ringsdorf, J. Eugene *1979
Best, John O. *1982	Hemmings, William *1961	Robbie, Elizabeth *2003
Booth, Joseph *1952	Hermann, Robert *2001	Robbie, Joe *2003
Boxer, Matthew *1961	Howard, Ted2003	Ross, Steve *2003
Bradley, Bob2014	Hudson, Maurice *1966	Rothenberg, Alan I.2007
Bradley, Gordon *1996	Hunt, Lamar *1982	Rottenberg, Jack J. *1971
Briggs, Lawrence E. *1978		
Brock, John *1950	Iglehart, Alfreda *1951	Sager, Thomas *1968
Brown, Andrew M. *1950	Jeffrey, William *1951	Saunders, Harry *1981
	Johnson, Jack *1952	Schellscheidt, Manfred1990
Cahill, Thomas W. *1950		Schillinger, Emil *1960
Chyzowych, Walter *1997	Kabanica, Mike *1987	Schmid, Sigi *2015
Coll, John *1986	Kehoe, Robert *1989	Schroeder, Elmer *1951
Collins, George M. *1951	Kelly, Frank *1994	Schwarz, Erno *1951
Collins, Peter *1998	Kempton, George *1950	Shields, Fred *1968
Commander, Colin *1967	Klein, Paul *1953	Single, Erwin *1981
Contiguglia, Dr. Robert S.2018	Kleinaitis, Alfred1995	Smith, Alfred *1951
Cordery, Ted *1975	Koszma, Oscar *1964	Smith, Patrick *1998
Craddock Sr., Robert *1959	Kracher, Frank *1983	Spath, Reinhold *1997
Craggs, Edmund *1969	Kraft, Raymond G. *1984	Steelink, Nicolaas *1971
Craggs, George *1981	Kraus, Harry *1963	Steinbrecher, Hank *2005
Cummings, Wilfred R. *1953		Stern, Lee2003
		Steur, August *1969
Delach, Joseph *1973	Lamm, Kurt *1979	Stewart, Douglas *1950
DeLuca, Enzo *1979	Larson, Bertil *1988	Stone, Robert T. *1971
DiCicco, Tony *2012	Lewis, H. Edgar *1950	
Donaghy, Edward J. *1951	Lombardo, Joseph *1984	Toye, Clive2003
Donnelly, George *1989	Long, Dennis *1993	Triner, Joseph *1952
Dorrance, Anson2008		
Dresnich, John W. *1968	MacEwan, John J. *1953	Walder, James A. *1971
Duff, Duncan *1972	Machnik, Dr. Joe2017	Washauer, Adolph *1977
	Magnozzi, Enzo *1977	Webb, Thomas *1987
Edwards, Gene *1985	Maher, Jack *1970	Weston, Victor *1956
Ellis, Jill2023	Manning, Dr. Randolph *1950	Woods, John W. *1952
Epperlein, Rudy *1951	Marre, John *1953	Woosnam, Phil *1997
Ertegun, Ahmet *2003	McClay, Allan *1971	
Ertegun, Nesuhi *2003	McGrath, Frank *1978	Yeagley, Jerry1989
	McGuire, James P. *1951	Young, John *1958
Fairfield, Harry *1951	McSkimming, Dent *1951	
Feibusch, Ernst *1984	Merovich, Peter *1971	Zampini, Daniel *1963
Fernley, John A. *1951	Marcos, Francisco2024	
Ferro, Charles *1958	Miller, Al1995	
Fishwick, George E. *1974	Miller, Milton *1971	
Flamhaft, Jack *1964	Mills, James *1954	
Fleming, Harry G. *1967	Moore, James F. *1971	
Foulds, Powys A.L. *1953	Morrisette, William *1967	
Foulds, Sam T.N. *1969		
Fowler, Daniel W. *1970	Netto, Fred *1958	
Fowler, Margaret *1979	Newman, Ron *1992	
	Niotis, Dimitrios *1963	

* deceased



FIFA – SOCCER'S WORLD GOVERNING BOARD

Founded in 1904 to provide unity among national soccer associations, the Federation Internationale de Football Association (FIFA) boasts 211 members, rivaling that of the United Nations, and is arguably the most prestigious sports organization in the world.

FIFA was established on May 21, 1904, by seven national associations — Belgium, Denmark, France, Netherlands, Spain, Sweden and Switzerland — to “promote the game of Association Football (as opposed to rugby or American football), to foster friendly relations among National Associations, Confederations, their officials and players, by promoting the organization of football matches at all levels, and to control every type of association football by taking steps as shall be deemed necessary or advisable.”

FIFA's birth was a result of the growing number of international games shortly after the dawn of the 20th century. Soccer leaders in Europe felt that such expanded competition required a governing body, and under the leadership of Robert Guerin, a French journalist, the seven founding members gathered in Paris to shape the future of the sport. Guerin, FIFA's first president, presided over the organization from 1904 to 1906. Seven other men have also served as FIFA president, including Jules Rimet for 33 years from 1921 to 1954.

Currently, Italy's Gianni Infantino serves as FIFA president, having been elected in 2016's Extraordinary Congress held in the wake of corruption allegations against numerous FIFA Officials that resulted in former president Joseph “Sepp” Blatter stepping aside and then being banned from FIFA by its Ethics Committee. FIFA's general secretary since 2009, Infantino served a three-year term as FIFA president and was re-elected for a second term at the 2019 FIFA Presidential Election during the 69th FIFA Congress in Paris on June 5.

Under FIFA's governance soccer has become the world's most popular sport. According to the Federation's 2006 “Big Count,” the game is played by more than 150 million registered athletes — including 10 million women — and viewed by billions of fans in stadiums and on television worldwide.

As soccer's ultimate administrative authority, FIFA governs all facets of the game: regulating the rules of play, overseeing the transfers of players internationally, organizing international competitions such as the FIFA World Cup, establishing standards for refereeing, coaching and sports medicine, and encouraging soccer's development around the world.

Among the official world championships staged by FIFA are the World Cup, the Women's World Cup, the Under-20 World Cup, the Under-20 Women's World Cup, the Under-17 World Cup, the Under-17 Women's World Cup, the Beach Soccer World Cup and the Futsal World Cup. Additionally, FIFA oversees the men's and women's Olympic Football Tournament staged under the auspices of the International Olympic Committee every four years. FIFA has also staged the FIFA Confederations Cup, a competition between each of its confederations' champions, and the FIFA Club World Cup, which was held at the beginning of 2000 for the first time in Brazil.

President: Gianni Infantino

General Secretary: Fatma Samoura

Headquarters: FIFA House • Forrenweidstrasse • Zürich, Switzerland

Correspondence Address: FIFA-Strasse 20 • P.O. Box 8044 Zürich, Switzerland

Phone: 41-43-222-7777 • **Fax:** 41-43-222-7878 • **Web Site:** www.fifa.com



HOST OF THE WORLD'S GAME

The Confederation of North, Central America and Caribbean Association Football (Concacaf) was founded in 1961 and serves as the organizing body for 41 national associations, including the United States, and spans from Canada in the north to Suriname in the south. Concacaf organizes international competition in a number of events, including the Champions Cup, qualifying tournaments for all FIFA competitions and the Gold Cup, W Gold Cup and Nations League.

:

Concacaf
13 Miami Central Building
161 NW 6th Street
Miami Beach, FL 33136
USA

Phone: 305-704-3232

Fax: 305-397-8813

Web Site: www.concacaf.com

SOCCER IN THE USA

Professional



Major League Soccer (MLS)

420 Fifth Avenue, 7th Floor

New York, NY 10018

Phone: 212-450-1200

Fax: 212-450-1300

mlsoccer.com

Commissioner: Don Garber

Launched on April 6, 1996, Major League Soccer is the U.S. Soccer sanctioned Division I outdoor professional soccer league in the United States. The LA Galaxy are the league's most successful team and its first to claim six MLS Cup titles (2002, 2005, 2011, 2012, 2014, 2024), surpassing D.C. United, winners of three of the first four MLS Cup titles (1996, 1997 & 1999) as well as the 2004 crown. Five more clubs have claimed multiple titles; the San Jose Earthquakes (2001, 2003), Houston Dynamo (2006, 2007), Seattle Sounders FC (2016, 2019), Columbus Crew (2008, 2020, 2023) and Kansas City Wizards/Sporting Kansas City (2000, 2013). They are joined on the list of MLS Cup champions by the Chicago Fire (1998), Real Salt Lake (2009), Colorado Rapids (2010), Portland Timbers (2015), Toronto FC (2017), Atlanta United FC (2018), New York City FC (2021), and Los Angeles FC (2022).

In 2025, the league will continue to be divided into two conferences: Eastern Conference – Atlanta United FC, Charlotte FC, Chicago Fire FC, Columbus Crew SC, D.C. United, FC Cincinnati, Inter Miami CF, CF Montreal, New England Revolution, Nashville SC, New York City FC, New York Red Bulls, Orlando City, Philadelphia Union, Toronto FC; Western Conference – Austin FC, Colorado Rapids, FC Dallas, Houston Dynamo, LA Galaxy, Los Angeles FC, Minnesota United, Portland

Timbers, Real Salt Lake, San Diego FC, San Jose Earthquakes, Seattle Sounders FC, Sporting Kansas City, Saint Louis City SC and Vancouver Whitecaps FC.

Nashville and Miami began play in 2020, Austin FC in 2021, and Charlotte FC in 2022, while St. Louis City SC played its inaugural season in 2023. San Diego FC will begin play as Major League Soccer's 30th team in 2025.

MLS has a unique ownership and operating structure, based on a "single entity" concept. Unlike other professional sports leagues, which are a confederation of independent franchise owners, MLS' "single entity" structure allows investors to own an interest in the league, as well as individual teams. MLS believes that the structure will better position the league for long term success.

In 2021, MLS announced the new MLS NEXT Pro, a division III league that kicked off in March 2022. With 29 clubs as of the start of 2025, the league features most of MLS's second teams, as well as independent clubs in Carolina Core FC and Chattanooga FC. The league is set to add more independent clubs, with Jacksonville Armada FC, as well as clubs in Bridgeport, Conn. and Cleveland, Ohio set to join in 2026, and another in Grand Rapids, Mich. ready to join in 2027. The league



serves to build on the MLS pro pathway, which begins at the youth level in MLS NEXT, which was introduced in 2020 and kicked off in 2021 as a successor to the U.S. Soccer Development Academy.

National Women's Soccer League (NWSL)

292 Madison Avenue, Floor 3

New York, NY 10017

PH: 312-549-8900

NWSLsoccer.com

Commissioner: Jessica Berman

The National Women's Soccer League (NWSL) is a 14-team Division I women's professional soccer league featuring players from around the world. The clubs are Angel City FC, Bay FC, Chicago Stars FC, Houston Dash, Kansas City Current, NY/NJ Gotham FC, North Carolina Courage, Orlando Pride, Portland Thorns FC, Racing Louisville FC, San Diego Wave FC, Seattle Reign, Utah Royals and Washington Spirit.



The NWSL will kick off its historic 13th season in 2024 as fans will get to enjoy some of the biggest names in women's soccer – such as U.S. internationals Mallory Swanson, Trinity Rodman, Sophia Wilson and Crystal Dunn,

United Soccer League (USL)
1715 N. Westshore Blvd., Suite 825
Tampa, FL 33607
Phone: 813-963-3909
Fax: 813-963-3807
uslsoccer.com
President: Jake Edwards

The USL is the largest, fastest-growing professional soccer organization in North America.

Overseeing three men's leagues (USL Championship, USL League One, USL League Two), two women's leagues (USL Super League, USL W League), one elite player development platform (USL Academy), and a national youth platform (USL Super Y League), the USL is built on a proven and recognized model in international football and counts more than 200 clubs in its membership.

The USL provides a clearly defined path for the progression of soccer players, beginning at the youth level (USL Academy League and Super Y League), continuing through the amateur level (USL League Two) and up to the professional level (USL League One and USL Championship). A platform for countless players to reach for their dreams each year, the USL is devoted to developing the sport at the grassroots level in every community across

the region. In 2021, the USL announced the additions of the new USL W League, a pre-professional women's soccer league which kicked off in May 2022, and the USL Super League, a first-division professional women's soccer league that began play in 2024.

Based in Tampa, Fla., the USL has grown during the past decade into a model organization with strong corporate partnerships and stable organizational leadership. It features a dedicated staff of more than 60 professionals



across 17 departments ranging from operations, digital, communications and club services, each of which provides unparalleled support to member clubs and outside partners. Sanctioned by the U.S. Soccer Federation, the USL is #UnitedForSoccer, moving the game forward in North America.

National Independent Soccer Association (NISA)
186 S River Ave
Holland, MI 49423

The National Independent Soccer Association (NISA) is a professional Men's soccer league in the third tier of American soccer (USFF Division III) that began play in 2019. The 2023 season was the fifth NISA season and saw Flower City Union defeat defending champions Michigan Stars FC 1-0 in the final, while Chattanooga FC won the regular season championship.

NISA was founded in 2017 with a mission to bring professional soccer to every city in the United States. A pro league member of U.S.

Soccer, NISA focuses on a model based on meritocracy, independent clubs controlling their own league, clubs owning their intellectual property, all without the barrier of territorial rights. NISA also runs the mid-summer pro-am Independent Cup tournament, the year-long amateur league NISA Nation, and NISA Media.

Amateur



United States Adult Soccer Association (USASA)
7000 S. Harlem Ave
Bridgeview, IL 60455
Phone: 708-496-6870
Fax: 708-496-6897
usadultsoccer.com
Executive Director: Duncan Riddle

The U.S. Adult Soccer Association, based at Toyota Park, Bridgeview, Ill., is responsible for developing adult soccer leagues and competitions for players over the age of 19. Within the USASA, local clubs are affiliated with leagues which, in turn, are affiliated with their state associations. A competitive and recreational oriented organization, the USASA provides soccer opportunities for both men and women on a national basis.

The USASA stages the annual National Championships Series, which features competitions for all levels of adult players from U23 to over 70 years of age. The Championships Series also features the

historic men's and women's National Amateur and Open Cups.

The USASA, in association with the U.S. Soccer Federation, helps stage the annual Lamar Hunt U.S. Open Cup, which is the oldest annual team tournament in the United States, dating back to 1914 when the Brooklyn Field Club won the first national title by defeating the Brooklyn Celtics in Pawtucket, R.I.



Youth

US Club Soccer
192 E. Bay St., Ste. 301
Charleston, SC 29401
Phone: (843) 614-4140
usclubsoccer.org
CEO/ Executive Director: Mike Cullina

A National Association member of the U.S. Soccer Federation, US Club Soccer is a non-profit organization committed to the development and support of soccer clubs in the United States.

US Club Soccer has been a good standing affiliate of the U.S. Soccer Federation since 2001. A 14-member Board of Directors makes policy decisions for the organization.

US Club Soccer's mission is to effectively foster the growth and development of clubs throughout the United States, creating the best possible development environment for players of all ages in every club.

One of the primary ways this mission is accomplished is through the Players First licensing initiative. Players First, a guiding philosophy of US Club Soccer, is a branded, holistic club soccer experience for parents and players, which emphasizes the development of each individual to his or her full potential, and helps parents make better choices about where their children should play. Players First is based on five pillars: Club Development, Coaching Development, Player Development, Parent Engagement & Education and Player Health & Safety.

US Club Soccer's local and national programs have been developed with strong input from clubs around the country and with a minimum of rules and restrictions.

Among these programs are the National Premier Leagues (NPL), which include 21 leagues throughout the country to provide high-level competition, and to elevate and change the competitive youth landscape based on US Club Soccer's fundamental principles. While the NPL provides meaningful league-based competition culminating yearly with the NPL post season consisting of NPL Playoffs (boys) and NPL Finals (boys and girls), US Club Soccer also offers national championship aspirations to clubs through the National Cup, a cup-based competition consisting of state cups, Regional events and the National Cup Finals.

The popular PDP and id2 Programs are Olympic Development Programs approved by the United States Olympic Committee and U.S. Soccer Federation. Annually, the id2 Program consists of id² Training Camps in various locations around the country and National Selection programming for boys and girls (id2 National Selection International Tour). Targeted age cycles are coordinated in conjunction with U.S. Soccer.

The id2 Program consistently identifies and develops players ready for youth national team training camps and beyond. Players such as Christian Pulisic, Lindsey Horan, Tyler Adams, Catarina Macario and Tim Weah have all participated in the id2 Program.



US Club Soccer is also committed to the development of coaches and administrators and provides several off-the-field resources for members.

US Youth Soccer
9220 World Cup Way
Frisco, TX 75034
Phone: 800-4-SOCCER
usyouthsoccer.org
Chief Executive Officer: Skip Gilbert

US Youth Soccer, the largest youth sport organization in the country, is on a mission to provide world-class support, resources and leadership, helping every member fulfill their goals on and off the field of play.

US Youth Soccer registers nearly 3 million players annually. Through its programming, resources and leadership, US Youth Soccer is advancing the game for its 55 Member State Associations, 10,000 clubs and leagues and nearly 1 million administrators, coaches and volunteers.

US Youth Soccer connects families and communities to the power of sports and its shared love of soccer. US Youth Soccer provides a path for every player, offering programs that provide a fun, safe and healthy environment for players at every level of the game.

Their vision is to bring communities together through the power of soccer, making lifelong



fans of the sport. We Are Youth Soccer. For more information, visit: usyouthsoccer.org.

American Youth Soccer Organization (AYSO)
19750 S. Vermont Avenue, Suite 200
Torrance, CA 90502
Phone: 800-872-2976
Fax: 310-525-1155
ayso.org
National President: Michael Karon

Founded in 1964, the AYSO is a national association affiliated with U.S. Soccer and operates soccer programs with more than 500,000 children participating throughout the U.S. AYSO operates programs so young people can learn to develop a positive self-image, self-confidence and other character traits through their interest and participation in the sport.

More than 50 years later, AYSO now has thriving programs for kids and adults in nearly 900 communities all over the country – and internationally in the Virgin Islands and Trinidad and Tobago – over eight million AYSO alumni, and a name that's recognized nationwide.

AYSO's success has been based on the philosophies of "Everyone Plays®" and "Balanced Teams," ideas originated 50 years ago by founder Hans F.W. Stierle. AYSO requires every player to play at least half of every game and that individual teams are balanced every year to assure fair play. Other AYSO tenets include open registration, positive coaching and good sportsmanship.

Each year AYSO forms new teams as evenly balanced as possible, providing a stronger learning experience for players as they play teams comprised of similar ability. It also allows for each player to experience playing with a wide variety of teammates of different skill levels.

AYSO is a volunteer-driven organization of more than 225,000 parents and friends who serve as coaches, referees and team administrators. A full-time staff administers AYSO from the organization's National Office in Torrance, California.

support, legal and administrative assistance, US Soccer Affiliation, publications for all members, Online Store, and an opportunity for children to experience the game of soccer in a fun and safe environment.

SAY Soccer provides programming for recreational, competitive and adult players. There are never any additional team fees or sanctioning fees. They aim to provide programs structure and support when they need it, and the freedom and flexibility when they want it. SAY Soccer is "The" Leader in Youth Soccer Support.



Soccer Association for Youth, USA (SAY)

Enterprise Business Park

2812 East Kemper Road

Cincinnati, OH 45241

Phone: 800-233-7291 or 513-769-3800

Fax: 513-769-0500

saysoccer.org

Executive Director: Doug Wood


The Soccer Association for Youth (SAY) is a national affiliate member of U.S. Soccer and was founded in 1967. SAY is a "Grass Roots" organization with minimal employees' nationwide and is therefore able to offer lowered participation costs. With more than 100,000 players, 36,000 coaches and 3,000 volunteer administrators, SAY Soccer has mastered the art of serving players, parents, coaches and communities.

SAY provides a wide array of services and support to our members including but not limited to Liability and Accident insurance (at no additional cost), coaching and referee

Other Organizations



American Amputee Soccer Association
1033 Creekside Drive
Wilmington, DE 19804
Phone: 302-383-2665
usampsoccer@gmail.com
ampsoccer.org
President: Eric M. Lamberg



USA Deaf Soccer
Web: usdeafsoccer.com
Social: @USADeafSoccer
President: Suzanne Anderson



Armed Forces Sports Council
Summit Center
Alexandria, VA 22302-4418
Phone: 888-875-7529
Fax: 703-681-1616
Email: Kenneth.J.Polk@us.army.mil
armedforcessports.defense.gov



U.S. Association of Blind Athletes
1 Olympic Plaza
Colorado Springs, CO 80909
Phone: 719-866-3224
usaba.org
CEO: Molly Quinn



United Soccer Coaches
30 W. Pershing Road, Suite 350
Kansas City, MO 64108
Phone: 816-471-1941
Fax: 816-474-7408
memberservices@unitedsoccercoaches.org
unitedsoccercoaches.org
CEO: Geoff VanDeusen



Cerebral Palsy Soccer
94 Fargo Lane
Irvington, NY 10533
eli@cpsoccer.us
cpsoccer.us
President: Eli Halliwell
Executive Director: Jacqueline Chen



United States Power Soccer Association (USPSA)
P.O. Box 1181
Carmel, IN 46033
Phone: 866-928-9009
info@powersoccerusa.org
powersoccerusa.org
President: Steve Everett
Executive Vice President: Nathan Mayer



U.S. Youth Futsal
15405 Lucille St
Overland Park, KS 66221
Phone: (913) 940-2551
admin@usyouthfutsal.com
usyouthfutsal.com
President: Jon Parry
Executive Director: Brian Catrine



United States Specialty Sports Association - Soccer (USSSA)
5800 Stadium Parkway
Melbourne, FL 32940
Phone: 800-741-3014
ussa.com/soccer
CEO: Don DeDonatis



United Futsal
223 S. West St, Suite 900
Raleigh, NC 27601
Phone: 919 (999-8745)
info@unitedfutsal.com
unitedfutsal.com
President: Rob Andrews
CEO: Ron Tynon



U.S. Futsal
6114 La Salle Suite 502,
Oakland, CA 94611
Phone: 510-836-8733
Fax: 650-242-1036
Email: info@futsal.com
futsal.com
President: Alex Pava



THE U.S. SOCCER FOUNDATION

The Major Charitable Arm of Soccer

The U.S. Soccer Foundation is a prominent leader in sports-based youth development, using soccer as a vehicle for social change among youth. The Foundation provides nationally recognized programs that are proven to deliver positive health and social outcomes. Its innovative, accessible and affordable initiatives offer safe environments in which both boys and girls thrive. Since the Foundation's inception, it has impacted more than 13 million individuals through more than \$100 million in direct funding to over 600 organizations nationwide. The Foundation recently announced its goals to serve one million children annually in quality soccer programs and build 1,000 safe playing spaces by 2026.

Dedicated to growing the sport of soccer and using it as a vehicle for positive change, the Foundation runs three national programs:

SOCCER FOR SUCCESS

Soccer for Success is the U.S. Soccer Foundation's afterschool program, offered free to participants, that uses soccer as a tool to address children's health issues, teach critical life skills, and promote healthy lifestyles in underserved communities. The Foundation partners with community-based organizations across the country to operate *Soccer for Success* sites – providing tens of thousands of children with quality afterschool programming led by trained coach-mentors three times per week for the entire school year. Currently, the *Soccer for Success* program serves more than 40,000 children in over 180 communities across the country. To date, more than 100,000 youth have participated in *Soccer for Success*.

SAFE PLACES TO PLAY

In addition to programming, the U.S. Soccer Foundation works to provide children with safe and accessible places to play by transforming underutilized spaces into soccer fields. In communities where space is at a premium, the Foundation developed the 'mini-pitch' to provide customized solutions to meet communities' needs. The Foundation's *Safe Places to Play* program also provides grants to organizations to help them build or enhance field space(s) in their communities.

PASSBACK

Since 2002, the U.S. Soccer Foundation's *Passback* program has collected and redistributed more than one million pieces of soccer equipment to children in underserved communities. Thanks to dedicated individuals, soccer clubs, and organizations that collect and donate soccer equipment, the *Passback* program is able to bring the game of soccer to children who love the sport but can't afford the gear to play.

In addition to its programs, the Foundation is dedicated to assisting those who serve youth through soccer in underserved communities. Each year the Foundation organizes the Urban Soccer Symposium, an event which brings together non-profit organizations that directly support soccer programs and projects to share funding resources, best practices and other technical expertise. The Foundation has laid the groundwork for networking and partnership opportunities among urban soccer programs nationwide.

The U.S. Soccer Foundation Board of Directors:

PRESIDENT & CEO

Ed Foster-Simeon

OFFICERS

Alan Rothenberg (Founder/Lifetime Director)

Peter B. Luther (Chairman)

Cully Stimson (Chairperson Emeritus)

Dr. Dana Weintraub (Secretary)

David Nathanson (Treasurer)

DIRECTORS

Kyra Tirana Barry

Paul Britton

Karen Brodtkin

Dr. Jane Delgado

Heather Higginbottom

Cobi Jones

Doug Lyons

Jim Messina

JoAnn Neale

Cindy Parlow Cone

Courtney Reum

Danielle Slaton

Juergen Sommer

David Sutphen

Brian Weinstein

Leighton Welch

Mark Williamson

Sean Woodroffe

Carlos Zaffirini

U.S. Soccer Foundation

1140 Connecticut Ave. NW Suite 1200

Washington, D.C. 20036

Phone: 202-872-9277

Fax: 202-872-6655

info@ussoccerfoundation.org

www.ussoccerfoundation.org

U.S. SOCCER TIMELINE

1800s As was the case in England, in the early 1800s many American schools and colleges played forms of football, but under rules that varied from place to place.

1862 The Oneida Football Club, made up of Boston prep school students, was organized by Gerritt Smith Miller. The game the Oneidas played was more like rugby than like soccer, but they were the first American team playing any type of football to be organized on a continuing basis, rather than just for the day.

1866 The first game in America using the association football rules standardized three years before in London was played on Oct. 11 in Waukesha, Wis. A men's team of Carroll College students beat a team of local residents.

1869 A week after they played what has been called the first American football game, teams from Princeton and Rutgers met on Nov. 13 in Princeton, N.J., in a game using association football rules, the first intercollegiate soccer game in America.

1876 Most of the football-playing colleges abandoned soccer in favor of rugby. However, within a few years soccer had begun to take hold in immigrant communities in various American locations such as Fall River, Mass.; Kearny, N.J., and St. Louis.

1833 The first soccer league in America, the Western Football Association, was organized in St. Louis.

1884 The American Football Association, only the second national soccer association outside of the British Isles, but one that was really more regional than national, was organized in Newark, N.J.

1885 The first American Football Association Cup was won by ONT of Kearny, N.J., and a team representing the United States played one from Canada in Kearny on Nov. 28 in the first "international" game in America.

1894 The first attempt to start a pro soccer league in the United States, the American League of Professional Football Clubs, lasted for only three weeks in October. However, a longer-lasting league, the National Association Foot Ball League, began the following spring.

1898 A depression resulting from the financial panic of 1893 caused the suspension of both the American Football Association and the nation's leading league, the National Association Foot Ball League of New Jersey.

1904 A Canadian team won the soccer competition at the Olympic Games in St. Louis.

1905 A 17-game North American tour by the Pilgrims, an English amateur team, helped to revive soccer in the United States. St. Leo's won the first of its 10 consecutive St. Louis Major League titles.

1906 West Hudson of Harrison, N.J., won the first championship of the revived AFA Cup. A year later, it added the first championship of the revived National Association Foot Ball League.

1913 The United States Football Association was founded at an April 5 meeting in New York. FIFA, which had been founded in 1904, granted it provisional membership later in the year and full membership in 1914.

1914 The first National Challenge Cup tournament, the championship of the new USFA, was won by the Brooklyn Field Club (the tournament's name was later changed to the U.S. Open Cup).

1916 The first national team organized by the USFA, named the All-American Football Club, played six games in a tour of Sweden and Norway. The captain, Thomas Swords of Fall River, scored the first goal ever for the U.S. national team, against Sweden.



FIRST TEAM: The very first U.S. Men's National Team squad prepares to take the field in their first match, a 3-2 victory over Sweden in Stockholm on Aug. 20, 1916.

1919 Bethlehem Steel, after sweeping the National Challenge Cup, the AFA Cup and the National Association Foot Ball League, became the first American club to make a European tour when it played 14 games in Sweden and Denmark.

1920 The National Challenge Cup was won for the first time by a team from west of the Alleghenies, Ben Millers of St. Louis.



1930: The 1930 U.S. World Cup Team advanced into the semifinals and finished third.

1921 The original American Soccer League, a men's professional league, largely a merger of the National Association Foot Ball League in the Middle Atlantic states and the Southern New England Soccer League, began play. In its first season, it included three teams from Massachusetts, two from New York, two from New Jersey and one from Pennsylvania.

1924 The Fall River Marksmen became the first team to win the American Soccer League and National Challenge Cup titles in the same year.

1925 Archie Stark of Bethlehem Steel scored 67 goals in the 44-game ASL season, setting an American first-division record that still stands.



'34 IN ITALY: The U.S. lost their only match of the 1934 World Cup, losing 7-1 to host Italy.

1926 A game between Austrian first-division team Hakoah and a New York all-star team drew a crowd of 46,000 to the Polo Grounds in New York. Bethlehem Steel won the last of its five National Challenge Cup titles.

1928 The Soccer War, a year-long battle between the ASL and the USFA, began with ASL demands to take over the leading role in administering the sport.

1930 The United States was one of 13 nations to compete in the first men's World Cup in Uruguay, upsetting Belgium and Paraguay before being eliminated by Argentina in

the semifinals. Bert Patenaude of Fall River scored the first World Cup hat trick. Later in the year, the Fall River Marksmen, again winners of the ASL and National Challenge Cup titles, made a six-game tour of Czechoslovakia, Hungary and Austria.

1932 Disputes over the definition of an amateur and the costs of long travel distance from Europe caused the elimination of soccer from the program at the Los Angeles Olympic Games.

1933 Two years after the demise of the original American Soccer League, a new ASL, with a scaled-back budget, began play.

1934 Buff Donelli, later a famous American football coach, scored four goals in a World Cup qualifying victory against Mexico. The U.S. Men took part in their second consecutive World Cup, going winless in Italy.

1938 The USFA, citing the gathering threat of war in Europe, declined to send a team to the World Cup in France.

1941 The Kearny Scots won their fifth consecutive American Soccer League championship. The National Soccer Coaches Association was formed by 10 coaches at a meeting in New York.

1944 Billy Gonsalves, playing for Brooklyn Hispano, won the last of his remarkable eight U.S. Open Cup championships.

1945 The U.S. Football Association changed its name to U.S. Soccer Football Association.

1947 Ponta Delgada of Fall River became the first team to win the U.S. Open Cup and the National Amateur Cup in the same year.

1948 The first game in the United States between two leading men's European teams, Liverpool of England and Djurgardens of Sweden, was played in Brooklyn.



GAME OF THEIR LIVES: The 1950 U.S. World Cup Team shocked the world with their 1-0 upset win over England.



THE GOAL: Joe Gaetjens' redirection of a shot from Walter Bahr rolls into the goal, giving the U.S. their historic 1-0 victory over England in Brazil on June 29, 1950.

1950 Joe Gaetjens' goal in the 37th minute enabled the United States to earn its famous 1-0 victory against England in Belo Horizonte, Brazil. Despite the victory, the United States failed to advance past the first round of the World Cup.

1952 The USMNT played Scotland in front of a crowd of 107,765 at Hampden Park in Glasgow.

1953 The USSFA assumed administration of the National Soccer Hall of Fame in an agreement with the Philadelphia Old-Timers Association, which had started the Hall three years before.

1959 The first men's NCAA soccer championship was won by St. Louis University. The United States men's team finished third in the soccer tournament at the Pan-American Games in Chicago.

1960 The International Soccer League, featuring European and South American clubs in their off-seasons, began play in New York. In the first championship game, Bangu of Brazil beat Kilmarnock of Scotland.

1961 Concacaf, the Confederation of North and Central America and the Caribbean of Association Football, was formed at a meeting in Mexico City.

1965 The first college women's varsity soccer team was organized at Castleton State College in Vermont.

1966 Pelé played his first game in the United States, for his longtime Brazilian club Santos against Benfica of Portugal in New York.

1968 The Atlanta Chiefs defeated the San Diego Toros in the original North American Soccer League's first championship series.

1974 The U.S. Soccer Football Association changed its name to U.S. Soccer Federation.

1975 Pelé, who had retired the year before from Santos, signed for \$2.8 million with the New York Cosmos.

1977 Pelé won his only NASL championship as the Cosmos defeated the Seattle Sounders in the final. A month after the season, Pelé played his final game, changing uniforms at halftime in a match between the Cosmos and Santos, in East Rutherford, N.J. By signing Franz Beckenbauer of West Germany and Carlos Alberto of Brazil, the Cosmos became the first team in world soccer history to field the captains of the last two World Cup-winning teams.

1978 American soccer rode the crest of the attendance surge that followed Pelé's American venture, with the NASL expanding from 18 teams to 24 and the Major Indoor Soccer League, another men's league, beginning play with six teams.

1982 A European selection played a World selection in the FIFA all-star game in East Rutherford, N.J., but the NASL surge was beginning to fade. The Cosmos won the last of their five NASL championships. The first women's NCAA soccer tournament was held, with North Carolina winning the championship.

1984 A crowd of 101,799, still the largest ever to attend a soccer game in the United States, saw the Olympic final between Brazil and France in Pasadena, Calif. A women's club team, the Dallas Sting, won the first international title for the United States at a FIFA-sanctioned tournament.

1985 The United States fielded its first Women's National Team at a tournament in Jesolo, Italy. The Italian fans greeted the U.S. Women with an "OOOSA" chant ("USA") that the USWNT adopted as in use in present day. The NASL folded, a year after the second American Soccer League had done the same. Three months later, the New York Cosmos folded, after attempting to play a series of exhibition games. The USMNT were surprisingly eliminated by Costa Rica in World Cup qualifying, but the United States women's national team played its first game.

1988 FIFA, which five years earlier had rejected a United States bid for the 1986 World Cup, named the United States as host of the 1994 Men's World Cup.

1989 The USMNTs qualified for the World Cup for the first time in 40 years. Paul Caligiuri's famous goal in the deciding game was a 35-yard dipping shot that found the net in a 1-0 upset victory against Trinidad & Tobago Nov. 19 in front of 35,000 red-clad Trinidadians. The U.S. Men's Futsal National Team finished third at the first FIFA World Championship for Futsal.




ALL BUSINESS: Paul Caligiuri is all business after scoring the "Shot Heard Around the World" for the U.S., sending the team into their first World Cup in 40 years.

1990 The U.S. Men competed in the World Cup for the first time in 40 years. Two men's leagues, the WSL and the ASL merged to form the American Professional Soccer League (APSL).

1991 The U.S. Women captured the first-ever FIFA Women's World Championship in China with a 2-1 win against Norway on Nov. 30. The Women qualified for the world championship by defeating their five Concacaf opponents by a combined score of 49-0. The USMNT won its first-ever regional championship July 7 when it captured the Concacaf Gold Cup by defeating Honduras 4-3 in penalty kicks. The U.S. U-23 team won the gold medal at the Pan Am Games in Cuba.

1992 The U.S. Men won the inaugural U.S. Cup '92 in June, defeating Ireland 3-1 and Portugal 1-0, and tying three-time World Cup champion Italy 1-1. The U.S. Men's Futsal Team won the silver medal at the 2nd FIFA World Championship in Hong Kong. The MISL folded after 15 years in existence.

1993 In February, U.S. Soccer held the first-ever Strategic Summit where more than 250 soccer leaders and personalities met in Chicago for four days to plan the development of soccer into the 21st century. U.S. Cup '93 was used as a dress rehearsal for World Cup organizers, officials and volunteers, as well as the U.S. Men. The USA's 2-0 defeat of England made headlines around the world. Attendance and media interest were high, with 286,761 people attending the tournament's six games.



NUMBER ONE: Anson Dorrance led the U.S. Women to the inaugural Women's World Cup crown in 1991 in China.

The U.S. Under-20 Men defeated Europe's No. 1 seed, Turkey, 6-0 in the first game of the World Youth Championship in Australia. FIFA officials called the trouncing one of the most extraordinary results in the history of the tournament. The APSL was declared a Division II professional league. The United States Interregional Soccer League (USISL) was given Division III status. Plans for Major League Soccer — a Division I league to follow the legacy of World Cup '94 — were presented by U.S. Soccer President Alan Rothenberg.

1994 U.S. Soccer served as host national association for the 1994 FIFA World Cup, staging the greatest event in FIFA history. More than 3.5 million fans flocked to stadiums — still a World Cup record — and soccer fever in the U.S. was at an all-time high. The U.S. team advanced beyond the first round for the first time in 64 years, falling to eventual champion Brazil 1-0 in a July 4 round of 16 showdown at Stanford Stadium in Palo Alto, Calif. On June 4, 91,123 fans jammed the Rose Bowl to watch the U.S. defeat Mexico, 1-0, in its final tune-up prior to the World Cup. Game proceeds netted \$1 million in U.S. Soccer contributions to UNICEF/Children's Defense Fund.

The U.S. Women won the Chiquita Cup, a four-team international tournament in which the U.S. hosted Germany, China and Norway. The U.S. went on to successfully defend its Concacaf championship, qualifying for the 1995 FIFA Women's World Championship by outscoring the opposition 36-1 en route to winning all four qualification matches. Head coach Anson Dorrance announced his resignation and U.S. Soccer named assistant coach Tony DiCicco to succeed him.



STARS AND STRIPES I: The 1994 MNT advanced out of World Cup group play for the first time in 64 years.

1995 U.S. Soccer announced in February its intention to host the 1999 Women's World Cup and began the formal bid process with FIFA. The U.S. Men won the U.S. Cup '95 in June, defeating Nigeria and Mexico and tying Colombia. Later that month, the women placed third in the FIFA Women's World Cup in Sweden, falling to eventual champion Norway in the semifinals 1-0, then defeating China.

In July, the men made international headlines by advancing to the semifinals of Copa America. The U.S. scored its first-ever victory against Argentina, 3-0, and advanced via penalty kicks (against Mexico) into the semifinals before falling 1-0 to defending world champion Brazil. Steve Sampson, who had served as interim coach since April, was named full-time head coach in August.

1996 The U.S. Women won the first women's soccer gold medal at the 1996 Atlanta Olympics, defeating China 2-1 in the championship game. The U.S. posted a 21-1-2 overall record and won the Brazil Cup and U.S. Women's Cup '96. The U.S. Men's Olympic Team narrowly missed advancing to the quarterfinals with a 1-1-1 record.

Major League Soccer was launched, providing the United States with its first Division I outdoor pro league since the North American Soccer League ceased operations in 1985. MLS averaged more than 17,000 fans per game. The A-League and USISL merged to form a larger and stronger Division II outdoor league.

FIFA awarded the 1999 Women's World Cup to the United States and U.S. Soccer pledged it would be the biggest and most successful women's sporting event ever.

1997 The U.S. Men qualified for a third straight World Cup, completing a 16-game qualifying run with just two losses and advancing with a game to spare. The U.S. Women continued their impressive play by winning their fourth straight Nike U.S. Cup.

The FIFA Women's World Cup Organizing Committee had awarded the 1999 matches to seven U.S. locations: Boston; Chicago; Los Angeles; New York/

New Jersey; Portland, Ore.; San Francisco Bay Area; and Washington, D.C.

1998 A disappointing World Cup finished with the U.S. Men in last place after two difficult match-ups against Germany and Yugoslavia, and a heartbreaking loss to Iran. Brian McBride scored the team's only World Cup goal. The tournament concluded with the resignation of head coach Steve Sampson, who was eventually replaced on Oct. 27, by Bruce Arena.

The Women's team continued their impressive play, losing just twice in 1998 while playing in front of record crowds all across the country. Dr. Bob Contiguglia took over as U.S. Soccer's new President, replacing Alan I. Rothenberg, who had reached the eight-year term limit.

April Heinrichs is the first woman to be inducted into the National Soccer Hall of Fame.

1999 In front of more than 90,000 fans at the Rose Bowl in Pasadena, Calif., the U.S. Women won the 1999 FIFA World Cup by playing China to a 0-0 tie through regulation and overtime and then defeating them 5-4 in penalty kicks. Soccer hysteria spread through America as the Women appeared on every top news program, at the White House and on the cover of *Time*, *Newsweek*, *People* and *Sports Illustrated*. U.S. Women's National Team head coach Tony DiCicco resigned in November as the winningest coach in U.S. Soccer history with a record of 103-8-8.



COMING UP ROSES: The U.S. Women's National Team won the 1999 FIFA Women's World Cup, the most successful women's sporting event ever, in a penalty shootout against China.

In Bruce Arena's first full year at the helm of the U.S. Men, the team recorded triumphs against Germany (twice), Argentina, Chile and earns third place at the 1999 FIFA Confederations Cup in Mexico. The U-18 Women captured the gold, while the U-23 Men beat Canada for the bronze medal at the 1999 Pan American Games in Winnipeg, Canada.

The U-20 Men advanced to the second round of the 1999 FIFA World Youth Championship in April, with their only two losses coming to eventual finalists Spain and Japan. Taylor Twellman scored four goals and earned the Bronze Boot to become the first American male in the modern era to earn a FIFA scoring award.

In November, the U-17 Men extended a record unbeaten streak to 24 games, advancing to the semifinals of the World Championship before losing in penalty kicks to Australia. Landon Donovan and DaMarcus Beasley earned the Gold and Silver Balls as the tournaments top two MVPs. In November, the U-17 Men extended a record unbeaten streak to 24 games, first round. The U.S. Under-20 Men qualified for their third straight FIFA World Youth Championship, where the team finished second in their group in Argentina and were eliminated in the second round by Egypt.

2000 The U.S. Women maintained the momentum from their historic Women's World Cup title with 41 matches in 2000, posting a 26-6-9 record. The USWNT won six tournament titles in 2000, but had to settle for a silver medal at the 2000 Summer Olympics, losing in extra time to archrival Norway in the gold medal match

The U.S. Men were the surprise team of the Sydney Games, winning their group and advancing to the semifinals before grabbing fourth place -- the highest Olympic finish for the U.S..

Bruce Arena's squad continued to advance toward their ultimate goal of qualifying for the 2002 FIFA World Cup. The team secured 11 out of a possible 18 points and kept shutouts in four matches to win its semifinal qualifying group.

2001 The U.S. Men qualified for a fourth straight World Cup boosted by four wins and a draw to open the final round of Concacaf qualifying. For the first time, the U.S. Men clinched a spot in the World Cup at a home qualifier, topping Jamaica 2-1 behind two goals from Joe-Max Moore in front of 40,483 fans at the last soccer match played at Foxboro Stadium.

The first women's D1 professional league, the Women's United Soccer Association, began play with the Bay Area CyberRays winning the inaugural Founders Cup.

Mia Hamm was named the first FIFA Women's World Player of the Year.

The U-17 Men advanced to a ninth consecutive FIFA U-17 World Cup, but were drawn into the Group of Death in Trinidad & Tobago with Japan, Nigeria and France, and were eliminated in the first round. The U-20 MNT qualified for their third straight

FIFA World Youth Championship, where the team finished second in their group in Argentina and were eliminated in the second round by Egypt.

2002 The U.S. Men advanced to the quarterfinals at the 2002 World Cup in Korea/Japan, the team's best World Cup showing since 1930. The U.S. shocked the world with a stunning 3-2 opening game upset of Portugal before eventually finishing in second place in Group D. The U.S. then posted their first victory in the World Cup knockout stage, blanking Concacaf rival Mexico 2-0 in the Round of 16. The World Cup run ended in the quarterfinals with a 1-0 loss to Germany. Claudio Reyna was named to the All-Tournament Team, while Landon Donovan earned honorable mention. The Men began 2002 by winning the Concacaf Gold Cup in January with a convincing 2-0 victory against Costa Rica for the first Gold Cup title for the U.S. since 1991.



SAVED: Brad Friedel saved a penalty kick by Korea Republic as the U.S. preserved a 1-1 draw in their second group game in 2002.

The U.S. Women qualified for their fourth consecutive FIFA Women's World Cup after capturing the 2002 Concacaf Gold Cup with a 2-1 overtime victory against Canada at the Rose Bowl in Pasadena, Calif. The U.S. Under-19 Women topped the host Canadians 1-0 in overtime to win the inaugural FIFA U-19 Women's World Championship. Kelly Wilson won the Bronze Ball as the tournament's third MVP and the Silver Boot, while captain Lindsay Tarpley earned the Bronze Boot.

The U.S. Under-20 Men's National Team qualified for their fourth consecutive FIFA World Youth Championship. The U.S. National Futsal Team played their first home matches in history, defeating Canada and tying Mexico in March in Baltimore, Md., and Washington, D.C., respectively.

2003 Due to the outbreak of Severe Acute Respiratory Syndrome, FIFA relocated the Women's World Cup out of China. After a successful bid to host the tournament, U.S. Soccer faced the unprecedented task of hosting the tournament with just four months of preparation. The U.S. Women won Group A and then beat Norway in the quarterfinals 1-0. But Germany stunned the U.S. with a 3-0 victory in the semifinals, which led

the U.S. to top Canada in the third-place match. Shannon Boxx, Joy Fawcett and Mia Hamm all earned all-star honors from FIFA.

The U.S. Men, preparing for World Cup qualifying in 2004, finished in third place at the Concacaf Gold Cup with a 3-2 come-from-behind win against Costa Rica. The Men's Under-17 and Under-20 squads finished their respective World Championships with fifth place finishes after bowing out with quarterfinal losses to Brazil and Argentina, respectively.

2004 The U.S. Women won every tournament entered, culminating with the 2004 Olympics. Other tournament titles included the Algarve Cup, the Four Nations Tournament and the Concacaf Regional Olympic qualifying tournament, as the team set a record with 28 victories on the year.



GOLDEN GIRL: Abby Wambach was truly golden in 2004, scoring an unfathomable 31 goals, including the overtime winner to clinch the 2004 gold medal at the Athens Olympics.

Under head coach Bruce Arena, the U.S. Men qualified for the final round of World Cup Qualifying for the Concacaf region. The Men finished the year with an 8-1-6 record, losing only to the Netherlands away and going a record 13-games undefeated.

The U-23 Men failed to qualify for the Olympics for the first time since 1976, losing 4-0 to Mexico in Guadalajara after winning their group only match up against the second-place Mexicans in the single-elimination qualifier. The Under-19 Women finished third at the FIFA U-19 Women's World Championship. The Futsal Team won the 2004 Concacaf Championship and qualified for the 2004 FIFA Futsal World Championship, where the team had a strong showing with a seventh-place finish.

2005 Manager Bruce Arena led the U.S. Men to a first place finish in Concacaf World Cup qualifying for the first time in 71 years, earning a berth at the 2006 FIFA World Cup Finals in Germany with a 2-0 win against Mexico in Columbus, Ohio. The Men also brought home the 2005 Concacaf Gold Cup, beating Panama 3-1 in penalty kicks after a scoreless draw. The team finished the year with a record 13 wins and .750 winning percentage.

The U.S. Women began a new era, starting off the year with a new coach, Greg Ryan, and a third

consecutive Algarve Cup title, their fourth overall. They ended the year undefeated and without allowing a single goal.

The Under-20 Men swept through Concacaf Qualifying, earning a berth to the FIFA Youth World Championship, where they finished 11th, bowing out to Italy in the Round of 16. The Under-17 Men also had a strong 2005, qualifying for the 2005 FIFA U-17 World Championship and finishing fifth overall after a loss to Holland in the second round.

2006 A disappointing World Cup in Germany for the U.S. Men, as the team failed to advance out of the first round despite a gallant, nine-man 1-1 draw with eventual World Cup champions Italy. After eight years in charge, Bruce Arena was replaced at the helm of the USMNT by Bob Bradley, on an interim basis.

Later in the summer, the U.S. Under-20 Women's National Team finished fourth in Russia. The disappointing finish marked the first time a U.S. Women's National Team had finished outside the top three in a FIFA world championship or Concacaf championship event.

The U.S. Women, however, continued their incredible run under Greg Ryan, winning three of the four tournaments they entered. The year concluded with another Women's Gold Cup crown and a berth in the 2007 FIFA Women's World Cup in China.

2007 The U.S. Women maintained a two-plus year undefeated run, looking to take the streak into the FIFA Women's World Cup. Drawn into the toughest group in Women's World Cup history, the U.S. advanced in first place after three difficult games against Korea DPR, Sweden and Nigeria. The U.S. rolled into the semifinals, but was upended by a quality Brazil side. Eventually, the WNT took third place for the second consecutive World Cup with a convincing win against Norway. Former Swedish National Team player and captain Pia Sundhage was appointed to the position of WNT coach after Greg Ryan's departure from the team.

Bob Bradley became the first Men's coach to win his first three games in charge and was hired full-time to guide the USA through 2010. In the summer of 2007, the MNT won its second consecutive Gold Cup, and fourth total title, by defeating Mexico 2-1 in front of a packed house at Soldier Field in Chicago. With the victory, the MNT gained entry into the 2009 Confederations Cup. The Men also travelled to Venezuela to compete in Copa America for the third time.

After qualifying for their respective World Cups to continue impressive streaks, the U-17 Men and U-20 Men took on the world during the summer in back-to-back tournaments. The U-20 team performed admirably in Canada, and reached the quarterfinals after defeats of Poland, Brazil and Uruguay. The U-17 team, meanwhile, did well to qualify from a tough group in South Korea, before being eliminated by Germany in the Round of 16.

Wilmer Cabrera was named head coach of the U-17 MNT, replacing John Hackworth. For the first time, U.S. Soccer hired four full-time referees to enhance high-level performance, training and development opportunities for the sport's elite officials in the United States. The U.S. Soccer Development Academy launched in the fall.

2008 Led by Pia Sundhage, the U.S. Women had one of their best years ever, losing only one game, which ironically came in the opening match of the 2008 Beijing Olympics, a tournament the U.S. would eventually win to take home their third gold medal. Overall, the USWNT won all six tournaments they entered to finish with a 33-1-2 record, giving them the most wins and best winning percentage ever in a calendar year (.944).



GOLDEN AGAIN: The U.S. got revenge for the 2007 loss and defeated Brazil in the 2008 Olympic Final.

The USMNT were successful in their own right, starting off on the right foot in 2010 FIFA World Cup qualifying with a 9-0 aggregate against Barbados in the second round. The U.S. opened the semifinal round with 1-0 victories in Guatemala and Cuba. Coming back to the U.S., home victories against T&T and Cuba clinched advancement with two games to play.

The U-23 MNT joined the U.S. Women by qualifying for the 2008 Olympics in March, but just missed out on the second round once arriving in Beijing. Despite a 1-0 victory against Japan and a 2-2 draw with the Netherlands, the U.S. Men fell 2-1 against eventual silver medalist Nigeria. On the youth side, the U-17 and U-20 Women's National Teams both made the championship match of their respective FIFA World Cups. In New Zealand, the U-17s went on an impressive run to the final before finally

succumbing to Korea DPR in the final, but in Chile their older counterparts were able to exact revenge with a 2-1 victory to bring the World Cup trophy back to the United States for the first time since 2002.

Building off the initial kickoff in 2007, U.S. Soccer's Development Academy wrapped up its first year with a collection of dynamic matches during Finals Week at The Home Depot Center. In the U-15/16 championship, Carmel United topped PDA 1-0, and the Baltimore Bays topped LAFC 4-2 to take the U-17/18 title.

2009 The U.S. Men opened 2009 focused on final round qualifying for the 2010 FIFA World Cup with a 2-0 win against archrival Mexico in Columbus, Ohio, Bob Bradley's squad proceeded to go undefeated at home and clinch a spot in South Africa with a come-from-behind win in Honduras. They finished atop the Concacaf table with a tie against Costa Rica in Washington, D.C., on the last day of qualifying.

During the summer, the U.S. Men traveled to South Africa to compete in the 2009 FIFA Confederations Cup. The USMNT was drawn into a group with Italy, Brazil and Egypt, and advanced into the semifinals by virtue of a 3-0 dismantling of Egypt in the final game. They kept the nation captivated by beating Spain, the No.1-ranked team in the world in the semifinals before falling 3-2 to Brazil in the final. Tim Howard was awarded the Golden Glove and Clint Dempsey given the Bronze Ball.

The USWNT, led by coach Pia Sundhage had another successful year following their gold medal winning exploits in 2008, and wrapped up the year with a 7-0-1 that included falling in penalties to Sweden in the Algarve Cup final.

Both the U-17 and U-20 Men's National Teams competed in their respective FIFA World Cups this year, with the U-17 team advancing out of the group stage in Nigeria before falling to Italy in the Round of 16. A tough group containing Germany, Cameroon and Korea Republic saw the U-20s out of the tournament following the first round in Egypt.

The U.S. Soccer Development Academy completed its second year of competition in 2009, once again concluding the season with Finals Week at The Home Depot Center. In the U-15/16 age group, playoff No.1-seed Derby County Wolves continued their strong season straight through Finals Week with a title. Indiana United Academy defeated D.C. United to take home the U-17/18 championship.

2010 The year's most memorable moment came in the U.S. Men's third group game at the 2010 World Cup in South Africa as Landon Donovan scored a last-minute goal for the U.S. to clinch advancement and clinch a group for the first time in 80 years. Following a 1-1 tie with England, a 2-2 tie with Slovenia and a 1-0 win against Algeria, the U.S. was eliminated in the Round of 16, losing to Ghana 2-1. Clint Dempsey became

the second U.S. player to score in multiple World Cups, and Landon Donovan had three total goals to be come the third to score in multiple World Cups and the all-time World Cup goal leader for the U.S.



TIES THAT BIND: Michael Bradley celebrates scoring the game-tying goal against Slovenia in the 2010 FIFA World Cup.

After a surprising loss to Mexico in the semifinals of Women's Concacaf qualifying, the U.S. topped Italy 2-0 in a two-game qualifying playoff to earn a spot in the 2011 FIFA Women's World Cup. The U.S. won its seventh Algarve Cup with the first of two victories against 2011 hosts Germany.

The U.S. Under-20 Women lost in penalty kicks to Nigeria in the quarterfinals of the 2010 FIFA U-20 World Cup, while the U-17 Women became the first U.S. Women's team to fail to qualify for a FIFA World Cup event after not advancing out of the CONCACAF qualifying tournament.

No Division II league met U.S. Soccer's sanctioning standards, for professional leagues, so the Federation administered a league called USSF D-2 for one year.

2011 The U.S. Women were on center stage during the 2011 Women's World Cup in Germany. Their dramatic run in the Women's World Cup was highlighted by an electric, come-from-behind victory in the quarterfinals against Brazil, in which Abby Wambach scored the latest goal (six minutes into stoppage time) ever in a World Cup match. The U.S., however, would lose out in penalties to a spirited Japanese side in the final after playing to a 2-2 draw through 120 minutes.

During the summer of 2011 at the Concacaf Gold Cup, the U.S. MNT advanced to its third consecutive final, scoring two early goals before falling 4-2 to Mexico.

The continental tournament would prove to be Bob Bradley's last involvement as head coach of the U.S., with former Germany international and FIFA World Cup winner Jurgen Klinsmann taking the helm of the U.S. Men in August. He earned his first win in Miami against Honduras thanks to a Clint

Dempsey strike and later led the team to a 3-2 victory against Slovenia in its last game of the year.

The U-17 and U-20 Men's National Teams both entered another cycle of their respective FIFA World Cups. The U-17 Men reached the knockout round for the seventh time but lost to Germany in the Round of 16. After winning their qualifying group with two shutout victories, the U-20s graduated to the quarterfinals but fell to Guatemala and did not reach the World Cup for the first time since 1995.

2012 The USWNT capped off the 2012 London Olympics with a 2-1 victory against Japan in front of more than 80,000 spectators at Wembley Stadium as the U.S. Women earned their fourth Olympic gold – a first for any country on the men's and women's sides. Carli Lloyd scored both goals for the USA, capping off a tournament that featured a dramatic game-winning goal from 2012 U.S. Soccer Female Athlete of the Year Alex Morgan in the 123rd minute of the team's semifinal victory against Canada.

The USMNT advanced to the final round of 2014 FIFA World Cup Qualifying, defeating Guatemala 3-1 in the final Group A match of the Semifinal Round as Clint Dempsey scored his 29th and 30th career goals to tie Brian McBride for third all-time in U.S. history. The U.S. Men also had some memorable international friendly victories in 2012, including the first win on Mexico's home soil – a 1-0 victory at Estadio Azteca on Aug. 15.

The U.S. U-20 WNT defeated defending champion Germany 1-0 in the 2012 FIFA U-20 Women's World Cup in Tokyo. Kealia Ohai scored the game's lone goal and the Americans earned their third World Cup crown in the tournament's history. The U.S. U-17 WNT competed in the 2012 FIFA U-17 Women's World Cup, and in an extremely rare occurrence did not advance past the group stage despite an unbeaten 1-0-2 record.

2013 U.S. Soccer celebrated its 100th birthday in 2013, marking the occasion with a doubleheader event on June 2 as the USMNT beat Germany 4-3 in an electrifying match in the nation's capital, Washington, D.C. The USWNT also enjoyed victorious celebration as it defeated Canada 2-0 in Toronto in the first match since the dramatic semifinal victory in the 2012 London Olympics.

The MNT accomplished its primary task of qualifying for the 2014 FIFA World Cup, marking the seventh-consecutive time the team has reached the finals. The USA finished in first place for the third straight Concacaf cycle, highlighted by yet another "Dos a Cero" victory against regional rival Mexico. The team captured its fifth Gold Cup title, winning all six matches en route to the championship. A multitude of team and individual records were broken, a Snow Clásico played out in Denver and a dramatic comeback against Panama punctuated the end of the qualifying campaign. The U.S. Women's unbeaten 2013 campaign

was highlighted by Abby Wambach capturing the international scoring record on June 20 with four goals against Korea Republic at Red Bull Arena. She surpassed Mia Hamm's record of 158 and continued to extend the record, ending the year on 163.

2014 A banner year for U.S. Soccer. Growth is the word that best defined the year as record numbers of fans flocked to stadiums, parks and any available TV to see the USMNT compete at the 2014 FIFA World Cup. Impressive new television and sponsor agreements were signed, allowing U.S. Soccer to invest heavily in its coaching and youth development programs. All the while, the USWNT continued to cement its role as the No. 1 women's program in the world and turning heads in the process.

Early in the year, the USWNT transitioned to the guidance of former interim head coach and long-time assistant Jill Ellis, who led the team to an impressive qualification to the 2015 FIFA Women's World Cup in Canada as well as a 17-1-4 record to finish the year. Along the way, team captain Christine Rampone became only the second soccer player in history – man or woman – to reach 300 caps for their country. The team also brought in talented youngsters such as midfielder Morgan Brian and defenders Julie Johnston and Crystal Dunn.

The USMNT's year was highlighted by a successful run to the Round of 16 at the 2014 FIFA World Cup in Brazil. Head coach Jurgen Klinsmann guided the team out of the 'Group of Death' on the back of a cathartic win against Ghana and a dramatic draw against the world's No. 1 player Cristiano Ronaldo and Portugal. Despite goalkeeper Tim Howard's heroics – and tournament record 15 saves – against Belgium, the USA exited in the first knockout round. The team and soccer culture in the United States was then stunned by the retirement of the greatest player it had ever produced when Landon Donovan decided to hang up his cleats after playing one final match for his country in an October friendly against Ecuador.

2015 A year of continued evolution for the U.S. Soccer National Teams and Federation as a whole, saw the USWNT claim the most coveted prize in the sport by winning the 2015 FIFA Women's World Cup in record breaking fashion vs. Japan. It was a dominant year for the WNT, which also won a final Algarve Cup title early in the year before launching the #SheBelieves campaign aimed at inspiring fans throughout the world to achieve their dreams and then drawing record TV audiences for its World Cup games that subsequently led to record crowds during its Victory Tour.

The USMNT's high-water mark came in June when the team won back-to-back friendlies on European soil vs. the Netherlands and reigning World Cup champions Germany. The team also saw an injection of youth in its ranks as promising young players climbed the MNT program ladder from a talented U-20 team that made an inspired run to the FIFA U-20 World Cup Quarterfinals up to the U-23 MNT

and in the case of defender Matt Miazga the full National Team. Despite less than desirable results in the semifinals of the Concacaf Gold Cup and Concacaf Cup, the MNT closed out the year with quality results in its first two games of Semifinal Round Qualifying for the 2018 FIFA World Cup in Russia.



TRIPLE CROWN: The USWNT became the first team in women's soccer history to claim a third FIFA World Cup title, doing so in record fashion in 2015.

2016 Another big year for U.S. Soccer saw its Men's and Women's teams of all age groups find success throughout the year. On the Women's side, the year began with a storming run to the Concacaf Olympic Qualifying tournament title by the senior team, which then won the inaugural SheBelieves Cup with victories against European powers England, France and Germany. From there another pair of quality results against rival Japan had the team looking good heading into the 2016 Olympic Games in Rio; however, a bitter Round of 16 exit at the hands of former coach Pia Sundhage and Sweden on penalty kicks after a 1-1 draw left a sour taste. The team finished the year strong, winning its remaining six games while introducing a wealth of young talent.

Additionally, the U-20 WNT made a strong run at the U-20 Women's World Cup, reaching the third-place match.

The Men's National Team had a roller coaster of a year. A must-win World Cup Qualifying match at home to Guatemala saw the USA come good to set the team up for an impressive summer run at the Copa America Centenario, which was hosted in the United States. Despite an opening match loss to Colombia, the U.S. recovered to steam into a semifinal showdown against world power Argentina, where the team was defeated by a sublime performance from five-time FIFA World Player of the Year Lionel Messi. The MNT righted the ship by cruising into the Final Round of 2018 World Cup Qualifying with a pair of high-flying wins. But the year would take a sharp turn once more as defeats to Mexico at home and Costa Rica away sealed the fate of Jurgen Klinsmann as head coach and saw former manager Bruce Arena reinstalled to lead the team in 2017.

2017 The U.S. Women's National Team

experienced one of its busiest, most competitive schedules to begin a World Cup and Olympic cycle. The team played seven teams in the top 10 of the FIFA Women's World Rankings on the way to compiling a 12-3-1 record that included an eight-game unbeaten streak to finish the year. The USA hosted two major tournaments in the SheBelieves Cup and the Tournament of Nations, as head coach Jill Ellis used the year for experimentation and player evaluation as more than 50 players were seen in training camps and games while six players earned first caps.

After starting the Final Round of 2018 FIFA World Cup Qualifying with two defeats to end the previous year, the U.S. Men's National Team set a different course with the return of Bruce Arena as head coach. The turnaround began in March when the U.S. picked up eight points via two home wins and two away draws, one against Mexico at the revered Estadio Azteca. With qualifying stabilized, attention shifted to the Concacaf Gold Cup, where the U.S. earned its sixth confederation title when Jordan Morris' 88th minute game winner defeated Jamaica in the championship match on July 26.

With a regional crown in hand, the MNT returned to qualifying in September, but faltered with a home defeat to Costa Rica and away draw with Honduras that saw the USA still alive with two qualifying matches left. An impressive 4-0 win against Panama pushed the U.S. to the brink of qualifying for the 2018 World Cup, but needing just a draw on the last matchday at Trinidad & Tobago, the side fell 2-1 to the Soca Warriors in Couva, Trinidad, that result, combined with Honduras and Panama wins that night, knocked the U.S. out of the World Cup.

Arena resigned on Oct. 13, opening the search for a new head coach, and a month later the beginnings of a new-look MNT took its initial step when a young team led by acting head coach Dave Sarachan played defending European champions Portugal to a 1-1 draw.

On the youth side, the U.S. was one of only two nations to see its U-17 and U-20 Men's National Teams reach the Quarterfinals of their respective World Cups. The U-17 squad secured its spot at its World Cup with a second-place finish at the Concacaf U-17 Championship. The U-20 MNT qualified for the competition by winning the Concacaf U-20 Championship for the first time in federation history, defeating Honduras on penalties.

Additionally, the Paralympic National Team earned its best finish at a major world competition since the 1996 Paralympic Games with a fifth-place result at the 2017 IFCPF CP Football World Championships in San Luis, Argentina.

2018 The U.S. Women's National Team went unbeaten through 20 matches in 11 states and two countries in a year that will go down as one of the most successful in program history. The squad lifted three trophies by winning the SheBelieves Cup, the Tournament of Nations, and the Concacaf Championship. Jill Ellis' side punched

its ticket to the 2019 FIFA Women's World Cup in dominant fashion, winning all five qualifiers by a combined score of 26-0. In its penultimate match of the year, the USA captured its 500th all-time victory with a 1-0 win versus Portugal in Lisbon.

The U.S. Men's National Team took on a transitional year in 2018 by facing one of the most challenging schedules in team history. The USA squared off against the likes of Brazil, England, Italy, and Colombia in a gauntlet designed to test a new generation of the red, white, and blue. One of the team's best moments came in June, when it drew eventual World Cup champion France, 1-1, in Lyon. The USA then hired its first-ever General Manager in Earnie Stewart and new head coach Gregg Berhalter to lead the charge toward the 2022 World Cup. On the youth side, the U-15 Girls' National Team, U-17 Women's National Team, and U-20 Men's National Team all won Concacaf Championships. The Para 7-a-Side team qualified for the 2019 IFCPF World Cup with a third-place finish at Copa America.

And in a momentous moment for soccer in the U.S., the United Bid of Canada, Mexico and the United States, was awarded hosting rights for the 2026 FIFA World Cup. The 2026 competition will be the first to host an expanded field of 48 teams. The three Federations are now working to build excitement, energy and awareness for what will be the biggest World Cup in history!

2019 The U.S. Women's National Team experienced an historic 2019 that saw the team win its fourth World Cup title. The U.S. set Women's World Cup records for goals (26), goal differential (plus-23) and never trailed to become the first team to go 7-0-0 in the Women's World Cup. Midfielder Megan Rapinoe was awarded the Golden Ball as the tournament's best player and the Golden Boot as its top scorer with six goals and three assists. At the conclusion of the 2019 Victory Tour, head coach Jill Ellis retired with a remarkable 106-7-19 overall record.

On October 28, U.S. Soccer announced Vlatko Andonovski as the ninth head coach in USWNT



WORLD CONQUERORS: The USWNT defeated four consecutive European powers to lift the 2019 FIFA Women's World Cup trophy on July 7 in Lyon, France.

history. The Andonovski era started on a high note as the U.S. closed out 2019 with wins over Sweden and Costa Rica.

In head coach Gregg Berhalter's first year in charge, the U.S. Men's National Team started his tenure with friendly wins over Panama, Costa Rica and Ecuador while earning a 1-1 draw with defending Copa América champions Chile. En route to its 11th Gold Cup Final, the USMNT outscored opponents 15-1 in three group stage and two knockout round matches before falling to Mexico, 1-0. After another loss to Mexico in a friendly a couple of months later, the U.S. rebounded with a 1-1 draw vs. world No. 5 Uruguay. The inaugural edition of the Concacaf Nations League served as the next set of games on the schedule for the USA. Drawn into Nations League A, Group A, the USMNT closed out the year with home and away matches against Canada and Cuba. With two wins against Cuba and one over Canada, the U.S. advanced to the Final Round of Nations League and finished the year at No. 22 in FIFA's world rankings, up three spots from 2018, its highest year-end finish since 2013 (14th).

On the youth side, the U.S. became the only nation to reach the quarterfinals of the last three U-20 World Cups. Before falling to Ecuador in the quarterfinals, the U-20 USMNT advanced to the knockout stage with wins over Nigeria and Qatar before upsetting tournament favorite France with a 3-2 comeback victory in the Round of 16. The U-17 USMNT qualified for a record 17th FIFA U-17 World Cup after reaching the 2019 Concacaf U-17 Championship Final. With wins over Belgium, Czechia and the Republic of Ireland, the U.S. Under-17 Women's National Team won the UEFA Women's Development Tournament in Czechia. Additionally, the U.S. Para 7-a-Side National Team won the program's first Parapan American Games medal with a dominating 7-0 win against Venezuela to claim the bronze at the 2019 tournament and the Beach Soccer Women's National Team was launched.

2020 A year that was supposed to be a busy schedule for the U.S. Men's and Women's National Teams as well as several youth teams was largely halted due to the global health pandemic caused by the COVID-19 outbreak in March.

In their first full year under head coach Vlatko Andonovski, the U.S. Women's National Team started 2020 with an energy and performances befitting a team aiming to win a World Cup and an Olympics in back-to-back years. Yet the day after the USA won the 2020 SheBelieves Cup and capped a perfect 8-0-0 start to 2020 – including qualifying for the Tokyo Games – the sports world shut down. The Olympics were eventually postponed, all of the USA's programming was cancelled, and the team would not hit the field again for seven months when an October training camp was held in Colorado. On Nov. 27, the USWNT finally played its first game in 261 days, a rousing 2-0 win vs. the Netherlands in

Breda to close the year ranked No. 1 in the world.

The U.S. Men's National Team opened the year with a 1-0 win over Costa Rica in February, then did not reconvene again until November, playing Wales to a 0-0 draw on Nov. 12 and beating Panama, 6-2, on Nov. 16. Gregg Berhalter's side then closed the year with a commanding 6-0 victory over El Salvador in Ft. Lauderdale, Florida, the first domestic match for any U.S. National Team since the start of the pandemic.

On the youth side, the Under-20 U.S. Women's National Team opened the year by winning the 2020 Concacaf Women's U-20 Championship and in the process, qualifying for the Under-20 Women's World Cup. However, due to the COVID-19 pandemic, all youth World Cups scheduled for 2020 and 2021 were cancelled.

2021 The U.S. Women's National Team hit the ground running in 2021, becoming the first team to win back-to-back SheBelieves Cup titles in the tournament's six-year history after recording wins over Canada, Brazil, and Argentina, while also becoming the first team to finish the tournament without conceding any goals. In July, the team earned its first-ever bronze medal at the delayed 2020 Olympic Tournament in Tokyo, which had been pushed back a year due to the COVID-19 global pandemic. During that competition, Samantha Mewis and Kristie Mewis made history by becoming the first sisters to represent the USWNT at a major senior tournament (after doing so at two Youth FIFA World Cups). The team finished the year with a 17-2-5 record, a +64 goal differential and an .812 winning percentage, all the while continuing to build on a 62-game home unbeaten streak to end 2021. The USWNT once again finished the year at the top of the FIFA Rankings. Six players earned their first cap on the year, while legendary midfielder-turned-forward Carli Lloyd retired as the second-most capped player in world soccer history with 316 games played.

The Men's National Team recorded one of its best years in history, setting a record for most wins in a calendar year after posting a 17-2-3 record in 2021. The USMNT won two major titles in one summer as they conquered the Concacaf Gold Cup and the inaugural Concacaf Nations League – beating archrival Mexico in both finals – while featuring two young and almost completely different rosters in each tournament. The team went on to finish the year with three wins against El Tri after adding a thrilling “Dos a Cero” victory in Cincinnati during World Cup Qualifying. The MNT also ended the year ranked 11th in the FIFA World Rankings, making the USA the highest-ranked in Concacaf and marking their highest year-end ranking since 2005. In addition to 27 players earning their first appearance in a World Cup Qualifier, head coach Gregg Berhalter twice sent out starting lineups that were the youngest ever for the United States in a qualifier. The team also boasted a +34 goal differential, a .841 winning percentage, and a .54

goals against average, all of which were best in team history, while their 12 clean sheets tied their best record in that category.

On the youth side, after a long pause in regular programming due to the pandemic, the U-17 and U-20 U.S. Women's Youth National Teams and the U-17 Men's Youth National Team returned to the field in October with training camps in Chula Vista, Calif. In November, the U-20 MYNT kicked off a new cycle at the Revelations Cup in Mexico as it prepares for the 2022 Concacaf U-20 Championship which will serve as qualification to the 2023 FIFA U-20 World Cup and the 2024 Summer Olympics. The U-20 WYNT also held an end-of-year training camp in December as they prepared for the 2022 Concacaf U-20 Women's Championship in early 2022 in the Dominican Republic. The YNT programs underwent several changes in coaching staffs as Gonzalo Segares was named U-17 MYNT head coach (previously U-15 MYNT) and Tracey Kevins was named U-20 WYNT head coach (previously U-15 and U-17 WYNT), while Mikey Varas, Natalia Astrain, and Katie Schoepfer were hired as U-20 MYNT, U-17 WYNT, and U-15 WYNT head coaches, respectively.

2022 The U.S. Women's National Team started off the year by winning its fifth overall SheBelieves Cup title in a tournament that included Iceland, Czechia and 2023 FIFA Women's World Cup co-host New Zealand. In July, the USA won the 2022 Concacaf W Championship in Monterrey, Mexico, to earn berths to both the 2023 WWC and the 2024 Paris Olympics. In the newly formatted tournament, the U.S. Women claimed the title with a 5-0-0 run and a 1-0 victory over Canada in the championship game. The USWNT closed out the year with losses at England and Spain, then split with Germany in a two-game set at home, but still finished 2022 ranked No. 1 in the world for the seventh consecutive year.

The U.S. Men's National Team closed out the arduous and demanding qualification process in the Octagonal in March 2022, earning one of the confederation's three automatic berths to the World Cup and returning to the world's biggest stage for the first time since 2014. The USA's starting lineups during those games averaged 23 years, 302 days, which is the youngest average age in team history during a qualifying cycle. Just weeks later, the team was drawn into one of the most challenging groups in Qatar alongside England, Wales and IR Iran. The USA earned a win and two draws to advance out of the group, all the while making history as the match against England set a record for the most-watched men's soccer game on American English-language television ever, amassing 15.3 million viewers on FOX plus another 4.6 million on Telemundo. After the team's World Cup exit in the Round of 16 against Netherlands, the USA finished the year ranked 13th in the FIFA world rankings.

On the Youth side, the U-20 Men's Youth National Team won its third consecutive Concacaf U-20

Championship title, qualifying for the 2024 Olympics in Paris in the process and marking the USA's return to its first Men's Olympic Football Tournament since Beijing 2008. The U-17 Women's Youth National Team won its third consecutive and record fifth overall Concacaf Women's U-17 Championship and went on to reach the FIFA U-17 Women's World Cup Quarterfinals after topping their group, before falling just short against Nigeria in penalty kicks. The U-20 WYNT went undefeated to win the Concacaf Women's U-20 Championship, earning a record seventh Concacaf title for this age group. The USA bowed out of the U-20 Women's World Cup in the group stage, albeit after matches against tough opposition in Japan, Netherlands and Ghana.

2023 The U.S. Women's National Team started off the year by winning its sixth overall SheBelieves Cup title in a tournament that included Brazil, Canada, and Japan. In the summer, the USWNT took part in its ninth-straight FIFA Women's World Cup in New Zealand and Australia, navigating the group stage before falling to Sweden on penalty kicks in the Round of 16.

In March, the USMNT qualified for its second-straight Concacaf Nations League Final Four, defeating Grenada 7-1 and El Salvador 1-0 to finish on top of its group. In June, the side then claimed its second CNL title, routing Mexico 3-0 in the semifinal before upending Canada 2-0 in the Final. During the CNL Final, it was announced that Gregg Berhalter would return as USMNT head coach beginning in the fall, and the USA immediately moved into Concacaf Gold Cup play, where it navigated through the group stage, before eventually falling to Panama on penalty kicks in the semifinal. Berhalter returned to the helm in the fall, where the USA went 3-1-0 in four friendlies, before defeating Trinidad and Tobago 4-2 on aggregate in the 2023-24 CNL Quarterfinals to qualify for the tournament semifinals as well as Copa America 2024.

On the Youth side, the U-20 USMNT advanced to the quarterfinals of the 2023 FIFA U-20 World Cup for the fourth-consecutive tournament, finishing on top of its group and defeating New Zealand 4-0 in the Round of 16 before falling 2-0 to eventual champions Uruguay in the quarterfinal. The U-17 USMNT also advanced from its group at the U-17 World Cup, before falling 3-2 to eventual champs Germany in the Round of 16.

In September, U.S. Soccer announced plans to build a new state-of-the-art National Training Center in Fayetteville Georgia, with plans to relocate its headquarters there ahead of the 2026 FIFA World Cup.


2024 Under the new guidance of head coach Emma Hayes, the U.S. Women's National Team won its record fifth Olympic gold medal at the 2024 Summer Olympics in Paris. The USWNT went a perfect 6-0-0, including three consecutive 1-0 wins in the Knockout Rounds, culminating with the victory against Brazil in the final on Aug. 10 at the Parc des Princes. The U.S. Women's National Team started off the year by winning its sixth overall SheBelieves Cup title in a tournament that included Brazil, Canada, and Japan. In the summer, the USWNT took part in its ninth-straight FIFA Women's World Cup in New Zealand and Australia, navigating the group stage before falling to Sweden on penalty kicks in the Round of 16.

In March, the USMNT qualified for its second-straight Concacaf Nations League Final Four, defeating Grenada 7-1 and El Salvador 1-0 to finish on top of its group. In June, the side then claimed its second CNL title, routing Mexico 3-0 in the semifinal before upending Canada 2-0 in the Final. During the CNL Final, it was announced that Gregg Berhalter would return as USMNT head coach beginning in the fall, and the USA immediately moved into Concacaf Gold Cup play, where it navigated through the group stage, before eventually falling to Panama on penalty kicks in the semifinal. Berhalter returned to the helm in the fall, where the USA went 3-1-0 in four friendlies, before defeating Trinidad and Tobago 4-2 on aggregate in the 2023-24 CNL Quarterfinals to qualify for the tournament semifinals as well as Copa America 2024.

On the Youth side, both the U-20 and U-17 Women's National Teams claimed third place at their FIFA World Cups in Colombia and Dominican Republic, respectively. Meanwhile, the U-20 Men's National Team finished as runners-up at the 2024 Concacaf U-20 Championship in Mexico, qualifying for the following year's FIFA U-20 World Cup to be played in Chile.

On the Extended National Teams front, the U.S. Women's Deaf National Team played its first international match on home soil, defeating Australia 11-0 in the first match of a historic doubleheader with the USWNT on June 1 in Commerce City, Colo. The match was also the first U.S. Soccer-presented Extended National Teams match to be broadcast, coming on truTV and Telemundo Digital Platforms, as well as being the first ENT match to have a presenting partner in Volkswagen.

ALL-TIME U.S. SOCCER PLAYER OF THE YEAR AWARD WINNERS



Antonee Robinson



Alyssa Naeher



Tanner Tessmann



Ally Sentnor

2024 U.S. Soccer Players of the Year

For their excellence at the highest levels of the sport, U.S. Soccer voters named U.S. Men's National Team defender **ANTONEE ROBINSON** as the 2024 Male Player of the Year, goalkeeper **ALYSSA NAEHER** as the 2024 Female Player of the Year, midfielder **TANNER TESSMANN** as the 2024 Young Male Player of the Year, and forward **ALLY SENTNOR** as the 2024 Young Female Player of the Year.

The U.S. Soccer Player of the Year awards have a longer history than any major individual award in American soccer – having first begun more than 40 years ago. Alongside the Best of FIFA awards, the U.S. Player of the Year awards are the only awards to honor both the top male and the top female in the sport.

Votes are collected from respective National Team coaches, National Team players who have earned a cap in the applicable calendar year, American soccer league (MLS, USL and NWSL) head coaches, select media members, former players and administrators. Players cannot win the Young Male or Young Female award more than once. For the fourth consecutive year, fans were able to vote for the U.S. Soccer Player and Young Player of the Year Awards with those votes weighted at 15% of the total.

ALL-TIME U.S. SOCCER PLAYERS OF THE YEAR AWARD WINNERS

MALE PLAYER		FEMALE PLAYER		YOUNG MALE PLAYER		YOUNG FEMALE PLAYER	
Year	Player	Year	Player	Year	Young Male Player	Year	Player
1984	Rick Davis	1984	–	1998	Josh Wolff	1998	Cindy Parlow
1985	Perry Van der Beck	1985	Sharon Remer	1999	Ben Olsen	1999	Lorrie Fair
1986	Paul Caligiuri	1986	April Heinrichs	2000	Landon Donovan	2000	Aly Wagner
1987	Brent Goulet	1987	Carin Jennings	2001	DaMarcus Beasley	2001	Aleisha Cramer
1988	Peter Vermes	1988	Joy Biefeld	2002	Bobby Convey	2002	Lindsay Tarpley
1989	Mike Windischmann	1989	April Heinrichs (2)	2003	Freddy Adu	2003	Cat Reddick
1990	Tab Ramos	1990	Michelle Akers	2004	Eddie Johnson	2004	Heather O'Reilly
1991	Hugo Perez	1991	Michelle Akers (2)	2005	Benny Feilhaber	2005	Lori Chalupny
1992	Marcelo Balboa	1992	Carin Gabarra (2)	2006	Jozy Altidore	2006	Daneshia Adams
1993	Thomas Dooley	1993	Kristine Lilly	2007	Michael Bradley	2007	Lauren Cheney
1994	Marcelo Balboa (2)	1994	Mia Hamm	2008	Sacha Kljestan	2008	Kristie Mewis
1995	Alexi Lalas	1995	Mia Hamm (2)	2009	Luis Gil	2009	Tobin Heath
1996	Eric Wynalda	1996	Mia Hamm (3)	2010	Gale Agbossoumonde	2010	Bianca Henninger
1997	Kasey Keller	1997	Mia Hamm (4)	2011	Brek Shea	2011	Sydney Leroux
1998	Cobi Jones	1998	Mia Hamm (5)	2012	Rubio Rubin	2012	Julie Johnston
1999	Kasey Keller (2)	1999	Michelle Akers (3)	2013	Wil Trapp	2013	Lindsey Horan
2000	Chris Armas	2000	Tiffany Milbrett	2014	DeAndre Yedlin	2014	Morgan Brian
2001	Earnie Stewart	2001	Tiffany Milbrett (2)	2015	Matt Miazga	2015	Mallory Pugh
2002	Brad Friedel	2002	Shannon MacMillan	2016	Christian Pulisic	2016	Ashley Sanchez
2003	Landon Donovan	2003	Abby Wambach	2017	Josh Sargent	2017	Sophia Smith
2004	Landon Donovan (2)	2004	Abby Wambach (2)	2018	Alex Mendez	2018	Tierna Davidson
2005	Kasey Keller (3)	2005	Kristine Lilly (2)	2019	Sergio Dest	2019	Brianna Pinto
2006	Oguchi Onyewu	2006	Kristine Lilly (3)	2020	Gio Reyna	2020	Naomi Girma
2007	Clint Dempsey	2007	Abby Wambach (3)	2021	Ricardo Pepi	2021	Trinity Rodman
2008	Tim Howard	2008	Carli Lloyd	2022	Yunus Musah	2022	Jaedyn Shaw
2009	Landon Donovan (3)	2009	Hope Solo	2023	Kevin Paredes	2023	Olivia Moultrie
2010	Landon Donovan (3)	2010	Abby Wambach (3)	2024	Tanner Tessmann	2024	Ally Sentnor
2011	Clint Dempsey (2)	2011	Abby Wambach (4)	PLAYER WITH A DISABILITY			
2012	Clint Dempsey (3)	2012	Alex Morgan				
2013	Jozy Altidore	2013	Abby Wambach (5)	Year Player			
2014	Tim Howard (2)	2014	Lauren Holiday				
2015	Michael Bradley	2015	Carli Lloyd (2)	2012	Felicia Schroeder		
2016	Jozy Altidore (2)	2016	Tobin Heath	2013	Rene Renteria		
2017	Christian Pulisic	2017	Julie Ertz	2014	Gavin Sibayan		
2018	Zack Steffen	2018	Alex Morgan (2)	2015	Kevin Hensley		
2019	Christian Pulisic (2)	2019	Julie Ertz (2)	2016	Adam Ballou		
2020	Weston McKennie	2020	Samantha Mewis	2017	Sean Boyle		
2021	Christian Pulisic (3)	2021	Lindsey Horan	2018	Gracie Fitzgerald		
2022	Tyler Adams	2022	Sophia Smith	2019	Nick Mayhugh		
2023	Christian Pulisic (4)	2023	Naomi Girma	2020	CP Soccer Youth Players		
2024	Antonee Robinson	2024	Alyssa Naeher				

2024 U.S. SOCCER PLAYERS OF THE YEAR



U.S. SOCCER MALE PLAYER OF THE YEAR

Antonee ROBINSON

A dual citizen of the United States and England, in 2024 Robinson played the second-most games and minutes of his career in a calendar year. The U.S. recorded all four of its clean sheets this year with “Jedi” patrolling the left flank, including the “dos a cero” win against Mexico in the 2024 Concacaf Nations League Final and the critical 1-0 shutout on the road against Jamaica in the quarterfinal of the 2025 edition of the tournament.

At the club level, Robinson has established himself as one of the outstanding performers in the Premier League at his position. Having won the Fulham 2023-24 Player of the Year award, he finished this calendar year with 10 assists across 37 games played, four more than any other defender in the league and in the top 10 of players across the board. Now wearing the captain's armband, he's already delivered seven assists in 19 matches during the current campaign – tied for the third amongst all Premier League players - two of which came in the thrilling 2-2 draw away to league leaders Liverpool on Dec. 14. Robinson is the third player with ties to Fulham to earn the honor, joining Clint Dempsey (2007, 2011, 2012) and Kasey Keller (1997, 1999, 2005).

In a list of nominees including Folarin Balogun, Ricardo Pepi, Christian Pulisic and Tim Ream, Robinson won with 55 percent of the weighted total.



U.S. SOCCER FEMALE PLAYER OF THE YEAR

Alyssa NAEHER

Following a year in which she once again left an indelible mark on U.S. Women's National Team history, goalkeeper Alyssa Naeher was voted the 2024 U.S. Soccer Female Player of the Year.

Just the second goalkeeper to win in the award's 40-year history, Naeher played every minute of the 2024 Olympics, allowed just two goals and made crucial saves in all of the knockout round games on the way to the gold medal. The USA won all three knockout games at the Olympics by 1-0 scores – two of which went into overtime – and with her shutout of Brazil in the gold medal game, she became the first goalkeeper in women's soccer history to keep clean sheets in a World Cup Final and an Olympic Final. Her outrageous kick-save in the waning minutes of overtime in the semifinal win over Germany will go down as one of the most memorable moments in U.S. history.

During the year, she became just the third U.S. goalkeeper to hit 100 caps and played a huge role in the USA winning two penalty kick shootouts against Canada. In the Concacaf W Gold Cup semifinal on March 6, Naeher became the first U.S. 'keeper to make three saves in a penalty kick shootout and converted the USA's third kick herself. Her save on Canada captain Jessie Fleming won the game. On April 9 in the SheBelieves Cup championship game against Canada, she remarkably saved three more penalty kicks in a shootout that went seven rounds and once again made her kick, converting the USA's third attempt.

Appropriately, she had a fantastic match in her final game in a U.S. uniform, helping the USA to a 2-1 win over the Netherlands. She made six saves to help the Americans hold off a talented Dutch side.

Of the five finalists for the Female Player of the Year Award, Naeher garnered 40.8 percent of the weighted vote, followed by defender Naomi Girma (32.2%).

U.S. SOCCER YOUNG MALE PLAYER OF THE YEAR

Tanner TESSMANN

Returning to the Olympics for the first time since 2008, Tessmann captained the U.S. men throughout their preparations and at the Paris Games. The midfielder played every minute for the USA in France, leading the Americans to advancement from the group stage for just the second time since pool play was introduced at Rome 1960. Reaching the quarterfinals for just the third time in its 100-year history at the Games, Paris 2024 marked the USA's first time winning two games at the Olympic Men's Soccer Tournament.

After making his senior international debut in September 2023, Tessmann began to install himself as a regular contributor with new head coach Mauricio Pochettino during the manager's first two camps at the helm of the USMNT last fall. Following substitute appearances in both of Pochettino's first friendlies in charge, Tessmann started both legs of the Concacaf Nations League Quarterfinals against Jamaica, helping the U.S. take the first step toward its fourth CNL title with a 5-2 aggregate victory.

It was a similarly impressive year for Tessmann on the club front. The midfielder was a fixture for Venezia FC in Serie B, helping the club back to Serie A after two seasons in the second division. He started 35 of 38 games for Venezia on the year, appearing in all but one league match. The Leoni Alati finished third in the league table to earn a place in the promotion playoffs, where Tessmann shone brightly. He played every minute of the four-game tournament and scored a spectacular goal in the second leg against Palermo to secure advancement to the finals.

Tessmann's strong play for club and country was rewarded with an August transfer to French power Olympique Lyon. He played in 14 games for the club during the first half of the 2024-25 season. The 23-year-old earned his first minutes in European competition during the start of Lyon's UEFA Europa League campaign this fall as the club clinched a place in the next round, finishing the year in fourth place with two league games remaining.



U.S. SOCCER YOUNG FEMALE PLAYER OF THE YEAR

Ailly SENTNOR

After a solid rookie year in the NWSL for the Utah Royals, Sentnor received her first senior USWNT call-up for the USA's two matches in Europe to end the 2024 schedule and earned her first senior team cap in front of 78,346 fans at Wembley Stadium in the USA's 0-0 draw with England on Nov. 30.

One of the most decorated players in recent U.S. Women's National Team history, having scored for the USA at almost every youth level, the 20-year-old captained the USA to third place at the 2024 FIFA U-20 Women's World Cup in Colombia. At that World Cup, she scored three times – against Paraguay, Mexico and in the Third-Place Match against the Netherlands. She also scored the dramatic tying goal in the waning seconds of the quarterfinal match against Germany (it was later ruled an own goal). In that Germany match, the USA was down 2-0 in the third minute of stoppage time before scoring in the 97th and 98th minutes to tie the game in one of the greatest comebacks in U.S. history. After a scoreless overtime, Sentnor then nailed the USA's opening penalty in the victorious shootout. She won the Bronze Ball in Colombia as the third-best player in the tournament.

Sentnor, who also scored in the 2022 FIFA U-20 WWC, finished her U-20 career with 12 goals in 23 caps. A nominee for NWSL Rookie of the Year, she had three goals and four assists for Utah this past season while playing 1,866 minutes in 21 matches, all of them starts, after being selected by the club as the No. 1 overall pick in the 2024 NWSL Draft. She also played two games in the NWSL x Liga MX Femenil Summer Cup and scored in both, against Tijuana and the Portland Thorns.

Of the five finalists for the Young Female Player of the Year Award, Sentnor garnered 55.8 percent of the overall tabulated votes followed by her U-20 WWC teammate and Kansas City Current midfielder Claire Hutton (30.1%).



2024 Extended National Team Player of the Year and ADAPTand THRIVE Awards


Eight winners for U.S. Soccer's end-of-year awards in disability soccer, beach soccer and futsal were announced in 2024. The ADAPTandTHRIVE Disability Award recognizes an individual making an impact in the United States' broad landscape of disability soccer, while the Beach Soccer Female and Male Player of the Year Awards, the Futsal Player of the Year Award, CP Female and Male Player of the Year Awards, Deaf Female and Male Player of the Year Awards and Power Soccer Player of the Year Award honor players from U.S. Soccer's Extended National Teams excelling at other versions of the sport on the sand and court.

The 2024 Player of the Year award winners were determined via a weighted vote that took place from December 17-31, 2024. Votes were weighted as follows:

- 45% - Athletes that earned a cap for their respective national team during 2024
- 40% - Coaches, Support Staff, U.S. Soccer Athlete Council, and Board of Directors
- 15% - Online fan vote




Antonio Chavez



Hannah Adler



Luciano Gonzalez



Cassidy Leake




Jacob Crumbley



Sydney Andrews



Kevin Fitzpatrick



Riley Johnson

2024 ADAPTandTHRIVE and Extended National Team Awards

Eight winners for U.S. Soccer’s end-of-year awards in disability soccer, beach soccer and futsal were announced in 2024. The ADAPTandTHRIVE Disability Award recognizes an individual making an impact in the United States’ broad landscape of disability soccer, while the Beach Soccer Female and Male Player of the Year Awards, the Futsal Player of the Year Award, and the CP Female and Male Player of the Year Awards, honor players from U.S. Soccer’s Extended National Teams excelling at other versions of the sport on the sand and court. The Futsal Female Player of the Year award will launch in 2025.

ADAPTandTHRIVE

- 2021 Sandy Castillo
- 2022 Shawn Danhouser
- 2023 Joslynn Bigelow

CP Male Player of the Year

- 2022 John Sullivan
- 2023 Josh Brunais
- 2024 Jacob Crumbley

Deaf Female Player of the Year

- 2023 Emily Spreeman
- 2024 Sydney Andrews

Beach Soccer Male Player of the Year

- 2021 Nico Perea
- 2022 Nico Perea
- 2023 Gabe Silveira
- 2024 Antonio Chavez

CP Female Player of the Year

- 2022 Michelle Cross
- 2023 Michelle Cross
- 2024 Cassidy Leake

Deaf Male Player of the Year

- 2023 Chris Bourdon
- 2024 Kevin Fitzpatrick

Beach Soccer Female Player of the Year

- 2021 Ali Hall
- 2022 Ali Hall
- 2023 Hannah Adler
- 2024 Hannah Adler

Futsal Male Player of the Year

- 2021 Diego Moretti
- 2022 Diego Burato
- 2023 Luciano Gonzalez
- 2024 Luciano Gonzalez

Power Soccer Player of the Year

- 2023 Riley Johnson
- 2024 Riley Johnson



ADAPTandTHRIVE Disability Award: Margaret DOMKA, Disability Soccer Referee

Long-time Referee Margaret Domka has won the fourth annual ADAPTandTHRIVE Disability Award, which recognizes an individual who is making an impact in Disability Soccer in the United States. A 10-year member of the FIFA International Panel from 2007-2017, Domka officiated at the 2015 FIFA Women's World Cup, the 2012 and 2014 FIFA U-20 Women's World Cups, as well as serving as a match official in WPS and NWSL.

Domka started applying her Referee expertise to different disciplines of the game when she began as a PhD candidate researching Mental Health and Sport at Clemson University in 2018. Since that time, she has worked as a match official at nine major IFCPF events, including the 2022 and 2024 Women's and Men's World Cups and 2019 and 2023 Parapan American Games, as well as the first international friendlies played by the U.S. Blind Soccer National Team in 2023 and the 2024 U.S. Blind Soccer International Cup. She also officiated at the 2022 Special Olympics USA Games.



Beach Soccer Female Player of the Year: Hannah ADLER

A former professional player who appeared in the UEFA Champions League with Danish side HB Køge and domestically for the NWSL's Racing Louisville, Hannah Adler (Santa Barbara, Calif.) claims her second-straight Female Beach Soccer Player of the Year in her second year with the Beach WNT. Adler appeared in all six matches, finishing tied for second on the team with five goals to go along with two assists. The striker scored in four consecutive matches, beginning with her goal in the 9-0 victory against the Bahamas to help the USA claim the El Salvador Beach Soccer Cup on March 29. Adler also registered a goal and assist in the 4-2 loss to Spain (Dec. 13), another goal and assist in the 4-0 win against Mexico (Dec. 14) and her third career brace in the 6-4 win against Costa Rica on Dec. 15 to help the Beach WNT earn second place at the Acapulco Beach Soccer Cup.



Beach Soccer Male Player of the Year:

Antonio CHAVEZ

One of four players to appear in all 12 matches, Antonio Chavez (Oceanside, Calif.) contributed a balanced four goals and four assists to tie Tanner Akol and Cody Valcarcel for the team lead with eight overall goal contributions. The defender started the year by providing an assist in the 6-3 defeat to hosts Brazil at the Maranhao International Cup on Jan. 12. On March 29, he provided an assist to Alvaro Franco before his free kick midway through the second period pushed the USA to a dramatic 5-4 victory against the hosts at the 2024 El Salvador Beach Soccer Cup. The following day, he dished another assist to Akol in the 5-4 loss to Morocco. He then closed out 2024 as one of the team's top performers at the Acapulco Beach Soccer Cup, registering his second career brace and playing provider to Andres Navas in the team's 8-7 extra time loss to No. 5-ranked Spain on Dec. 13. Chavez capped his year with a bicycle kick to close the scoring in the USA's 6-4 win against rivals Mexico to earn third place in Acapulco on Dec. 15.



Futsal Male Player of the Year:

Luciano GONZALEZ

Luciano Gonzalez (Mendoza, Argentina and Stratford, N.J.) earns his second Male Futsal Player of the Year award. Gonzalez started all four matches at the 2024 Concacaf Futsal Championship, tallying two goals and two assists in Nicaragua. The veteran fixo collected two assists in the 7-4 tournament-opening win against Trinidad and Tobago on April 13, including the helper on Nicholas Lopez's game winner with eight minutes remaining in the second half. He also scored with five seconds left in the first half of the 7-6 loss to the Dominican Republic on April 14, before tallying the opening goal in the 3-3 draw with Guatemala on April 15.



CP Female Player of the Year:

Cassidy LEAKE

Cassidy Leake (Murietta, Calif.) wins her first Female Cerebral Palsy Player of the Year honor on the back of leading the CP WNT in scoring with 14 goals to go along with three assists across seven appearances in 2024. The midfielder scored in six of seven matches, and had five multi-goal games. She began her production with two goals and an assist in the 6-2 friendly win against Ireland on Sept. 28, and followed it with back-to-back hat tricks, scoring three goals against Denmark on Sept. 29 and against Ireland in the IFCPF World Cup opener on Nov. 15. Leake, who captained the USA in five of her seven appearances, went on to bag another brace against Denmark on Nov. 17, collected her third hat trick the following day against Japan, and scored one of the USA's two goals in the 6-2 loss to Australia in the World Cup Final.



CP Male Player of the Year:

Jacob CRUMBLEY

A member of the CP MNT since 2018, Jacob Crumbley (Fortson, Ga.) showed his versatility around the pitch, playing forward, goalkeeper, full back and central midfield all in 2024. One of three players to appear in all eight matches, Crumbley's five goals and eight overall goal contributions saw him finish the year tied for the team lead in both categories, and also lead the CP MNT in scoring at the IFCPF World Cup. After recording an assist in the 3-0 friendly win against Scotland in September, Crumbley had a milestone match in the World Cup opener when he bagged two goals and an assist in the 5-0 victory against Australia. Crumbley was slotted into emergency goalkeeper duty in the next match against the Netherlands, before going on to record one of the two USA goals in the Placement Match against Argentina. The Georgia product also led the comeback in the final Placement Match against Germany, scoring a 56th minute equalizer to make it 2-2 and providing the assist on the go-ahead goal from Gavin Kohner, before scoring the eventual game-winner in the 64th minute of the 4-3 win to claim seventh place.



Deaf Female Player of the Year:

Sydney ANDREWS

A 12-year veteran of the Deaf WNT, Sydney Andrews (Wichita, Kan.) finished the year as one of two players to play all 270 minutes for the USA and collected an assist on Ani Khachadourian's eighth minute goal in the 11-0 win against Australia on June 1. An unsung hero for the past decade, Andrews has been key to denying opponent goal scoring opportunities on the field, while maintaining the culture and uplifting newcomers to the National Team. The veteran center back's ability to direct the back line, defend to the death and provide a calm and collective atmosphere in pressure situations proved key in the Deaf WNT conceding just one goal in 2024. A true connector and collaborator amongst players and staff, Andrews has been the glue that helps keep the team moving in one direction as a unit.



Deaf Male Player of the Year:

Kevin FITZPATRICK

Veteran defender Kevin Fitzpatrick (Hopatcong, N.J.) started all three matches for the U.S. at the Deaf Pan American Games, playing 300 minutes while helping the USA keep shutouts in two of three matches. Fitzpatrick collected an assist in the 4-0 win against Mexico to claim the bronze medal and qualify for the 2025 Deaflympics and 2026 World Deaf Football Championship. A leader both on-and-off the field, Fitzpatrick established a strong standard for his teammates and contributed significantly to the team's defensive mentality, helping to enhance their defensive performance. He also seized opportunities to contribute offensively, providing an assist during the event.



Power Soccer Player of the Year:

Riley JOHNSON

Co-captain of the U.S. side at the 2023 FIPFA Powerchair Football World Cup, Riley Johnson (Saint Cloud, Minn.) wins his second-straight Power Soccer Player of the Year honor. Johnson helped lead his club team Minnesota Shockwave to a fourth consecutive USPSA Premier Cup Championship, won the Golden Guard award as the tournament's top scorer with 11 goals and seven assists in seven matches, also scoring two of the team's three goals in the final. A co-captain of the Power NT, Johnson attended all Power Soccer National Team training camps in 2024.

Johnson also continues to represent the team well away from camps, helping to establish the Drew Cunningham Mentorship Program, which is named after the former U.S. Power Soccer National Team athlete who passed away in 2023. Launched in concert with USPNT teammate Peyton Sefick and former player Tyler Hernandez, the annual award pairs a committee-selected athlete under 16 years of age with a mentor from the USPNT to support and accelerate the athlete's path to the National Team. At the grassroots level, Johnson led instruction at USPSA's Power Soccer Camp for the fourth time last August, and also oversaw two Power Soccer Introduction Clinics in North Carolina and Ohio with the purpose of starting new teams in areas that do not currently have Power Soccer. Additionally, Johnson, who is a mechanical engineer, leaned on his experiences in Power Soccer to deliver a powerful TEDTalk, titled "Why We Can't Predict a Person's True Potential."

2024 U.S. SOCCER REFEREES OF THE YEAR

**Guido Gonzales Jr.****Kathryn Nesbitt****2024 U.S. Soccer Referees of the Year**

As part of U.S. Soccer's continued mission to foster the best playing environments, grow the number of referees nationally and recognize excellence in officiating, the Federation launched the Male and Female Referee of the Year awards in 2024.

For their excellence at the highest levels of the sport, U.S. Soccer voters selected KATHRYN NESBITT and GUIDO GONZALES JR., the inaugural winners of the Federation's Referee of the Year Awards. Along with recognizing the sport's top officials each year, the launch of the awards in 2024 was part of U.S. Soccer's continued effort to grow the number of Referees nationally and promote the discipline as an integral part of the game.

The awards were determined via weighted vote from PRO Referees, National Referee Coaches, U.S. Soccer Board of Directors and U.S. Soccer Referee Committee members (45 percent); National Professional and International Referees (25 percent); State Referee Committee members (15 percent); and U.S. Women's and Men's National Team players that earned a cap in 2024 (15 percent).

Male Referee of the Year

2024 Guido Gonzales Jr.

Female Referee of the Year

2024 Kathryn Nesbitt.



Male Referee of the Year:

Guido GONZALES JR.

An MLS Referee since 2018, Gonzales officiated 25 matches, including two MLS Cup Playoffs matches in 2024. He also had the honor of overseeing the 2024 MLS All-Star Game and ended the year being as the center referee for 2024 MLS Cup Final. He was also appointed to the 2025 FIFA International Panel.

Gonzales won 29 percent of the weighted vote among a list of nominees that included FIFA Assistant Referees Kyle Atkins and Corey Parker, PRO Referee Ismir Pekmic and FIFA Referee Armando Villarreal.



Female Referee of the Year:

Kathryn NESBITT

An NWSL Assistant Referee since 2013 and MLS Assistant Referee since 2015, Nesbitt has been a member of the FIFA Panel since 2016 and was an AR in 18 MLS matches, including three MLS Cup Playoffs matches in 2024.

Other top assignments in 2024:

- Women's Olympic Football Tournament – Quarterfinal
- FIFA World Cup Qualifiers – Round 2
- Copa America – Group Stage (5th Official)
- Concacaf W Gold Cup – Quarterfinal & Semifinal
- 2023-2024 Concacaf Nations League – 3rd Place
- 2024-2025 Concacaf Nations League – League A Group Stage & Play-In
- Concacaf Champions Cup – Round One & Quarterfinals
- Concacaf Central American Cup – Semifinal

Nesbitt emerged from a list of nominees that included fellow FIFA Assistant Referee Brooke Mayo, as well as FIFA Referees Alyssa Nichols, Tori Penso and Natalie Simon, winning 26 percent of the weighted vote.

U.S. SOCCER ALL-TIME AWARDS

U.S. Soccer Team Awards – Top U.S. Team Finishes (Major International Competitions)

Year	Team	Event	Finish
2024	Women's CP National Team	IFCPF World Cup (Spain)	2nd place
2024	Men's Deaf National Team	Deaf Pan American Games (Brazil)	3rd place
2024	Under-17 WNT	FIFA Women's U-17 World Cup (Dominican Republic)	3rd place
2024	Under-20 WNT	FIFA Women's U-20 World Cup (Colombia)	3rd place
2024	Under-20 MNT	Concacaf U-20 Championship (Mexico)	2nd place
2024	Women's National Team	Olympics Soccer Tournament (France)	1st place
2024	Women's National Team	Concacaf W Gold Cup (USA)	1st place
2024	Men's National team	Concacaf Nations League (USA)	1st place
2023	Men's CP National Team	Parapan American Games (Chile)	3rd place
2023	Power Soccer National Team	FIFPA World Cup (Australia)	3rd place
2023	Women's Deaf National Team	DIFA World Deaf Football Championship (Malaysia)	1st place
2023	Men's National Team	Concacaf Nations League (USA)	1st place
2023	Men's Beach National Team	Concacaf Beach Championship (Dominican Rep.)	1st place
2023	Under-20 WYNT	Concacaf Women's U-20 Championship (Dominican Rep.)	2nd place
2022	Women's National Team	Concacaf W Championship (Mexico)	1st place
2022	Under-17 WYNT	Concacaf U-17 Women's Championship (Dominican Rep.)	1st place
2022	Under-20 MYNT	Concacaf U-20 Championship (Honduras)	1st place
2022	Under-20 WYNT	Concacaf U-20 Women's Championship (Dominican Rep.)	1st place
2022	Men's CP National Team	IFCPF World Cup (Spain)	4th place
2022	Women's Deaf National Team	Deaflympics (Brazil)	1st place
2021	Men's National Team	Concacaf Gold Cup (USA)	1st place
2021	Men's National Team	Concacaf Nations League (USA)	1st place
2021	Women's National Team	Olympic Soccer Tournament (Japan)	3rd place
2021	Men's Beach National Team	Concacaf Beach Championship (Costa Rica)	2nd place
2021	Men's Futsal National Team	Concacaf Futsal Championship (Guatemala)	2nd place
2020	Under-20 WNT	Concacaf Women's U-20 Championship (Dominican Rep.)	1st place
2019	Women's National Team	FIFA Women's World Cup (France)	1st place
2019	Men's National Team	Concacaf Gold Cup (USA)	2nd place
2019	Under-17 MNT	Concacaf U-17 Championship (USA)	2nd place
2019	Men's Beach National Team	Concacaf Beach Championship (Mexico)	2nd place
2019	Men's Deaf National Team	Deaf Pan American Games	3rd place
2019	Power Soccer National Team	APFC Powerchair Americas Cup (Brazil)	1st place
2019	Men's CP National Team	Parapan American Games (Peru)	3rd place
2018	Women's National Team	Concacaf Women's Championship (USA)	1st place
2018	Under-17 WNT	Concacaf Women's U-17 Championship (USA)	1st place
2017	Men's National Team	Concacaf Gold Cup (USA)	1st place
2017	Power Soccer National Team	FIFPA Powerchair Football World Cup (USA)	2nd place
2016	Under-20 WNT	FIFA U-20 Women's World Cup (Papua New Guinea)	4th place
2016	Men's National Team	Copa America Centenario (USA)	4th place
2016	Women's Deaf National Team	DIFA World Deaf Football Championship (Italy)	1st place
2015	Men's National Team	Concacaf Gold Cup (USA)	4th place
2015	Women's National Team	FIFA Women's World Cup (Canada)	1st place
2015	Men's Beach National Team	Concacaf Beach Championship (El Salvador)	4th place
2014	Women's National Team	Concacaf Women's Championship (USA)	1st place
2014	Power Soccer National Team	APFC Powerchair Americas Cup (Brazil)	1st place
2014	Men's CP National Team	IFCPF Americas Championship (Canada)	3rd place
2013	Men's National Team	Concacaf Gold Cup (USA)	1st place
2013	Men's Beach National Team	Concacaf Beach Championship (Bahamas)	1st place
2013	Women's Deaf National Team	Deaflympics (Bulgaria)	1st place
2012	Women's National Team	Olympic Soccer Tournament (London)	1st place
2012	Under-20 WNT	FIFA U-20 Women's World Cup (Japan)	1st place
2012	Women's Deaf National Team	DIFA World Deaf Football Championship (Turkey)	1st place
2011	Women's National Team	FIFA Women's World Cup (Germany)	2nd place
2011	Power Soccer National Team	FIFPA Powerchair Football World Cup (France)	1st place
2010	Men's Beach National Team	Concacaf Beach Championship (Mexico)	3rd place
2010	Men's CP National Team	CPISRA Americas Championship	2nd place
2009	Men's National Team	Concacaf Gold Cup (USA)	2nd place
2009	Men's National Team	FIFA Confederations Cup (South Africa)	2nd place
2009	Men's Beach National Team	Concacaf Beach Championship (Mexico)	4th place
2009	Women's Deaf National Team	Deaflympics (Chinese Taipei)	1st place

U.S. SOCCER ALL-TIME AWARDS

2008	Under-17 WNT	FIFA U-17 Women's World Cup (New Zealand)	2nd place
2008	Under-20 WNT	FIFA U-20 Women's World Cup (Chile)	1st place
2008	Women's National Team	Olympic Soccer Tournament (China)	1st place
2008	Men's Beach National Team	Concacaf Beach Championship (Mexico)	3rd place
2008	Men's Futsal National Team	Concacaf Futsal Championship (Guatemala)	3rd place
2008	Men's Deaf National Team	DIFA World Deaf Football Championships (Greece)	3rd place
2007	Under-20 WNT	Pan American Games (Brazil)	2nd place
2007	Women's National Team	FIFA Women's World Cup (China)	3rd place
Year	Team	Event	Finish
2007	Men's National Team	Concacaf Gold Cup (USA)	1st place
2007	Power Soccer National Team	FIPFA Powerchair Football World Cup (Japan)	1st place
2007	Men's CP National Team	CPISRA Americas Championship (Brazil)	4th place
2006	Women's National Team	Concacaf Women's Gold Cup (USA)	1st place
2006	Under-20 WNT	FIFA U-20 Women's World Cup (Russia)	4th place
2005	Men's National Team	Concacaf Gold Cup (USA)	1st place
2005	Women's Deaf National Team	Deaflympics (Australia)	1st place
2004	Under-19 WNT	FIFA U-19 Women's World Cup (Thailand)	3rd place
2004	Women's National Team	Olympic Soccer Tournament (Greece)	1st place
2004	Men's Futsal National Team	Concacaf Futsal Championship (Costa Rica)	1st place
2003	Women's National Team	FIFA Women's World Cup (USA)	3rd place
2003	Men's National Team	Concacaf Gold Cup (USA/Mexico)	3rd place
2002	Under-19 WNT	FIFA U-19 Women's World Cup (Canada)	1st place
2002	Women's National Team	Concacaf Women's Gold Cup (USA)	1st place
2002	Men's National Team	Concacaf Gold Cup (USA)	1st place
2002	Men's CP National Team	CPISRA Americas Championship (Chile)	3rd place
2000	Under-23 MNT	Olympic Soccer Tournament (Australia)	4th place
2000	Women's National Team	Concacaf Women's Gold Cup (USA)	1st place
2000	Women's National Team	Olympic Soccer Tournament (Australia)	2nd place
2000	Men's Futsal National Team	Concacaf Futsal Championship (Costa Rica)	3rd place
1999	Under-17 MNT	FIFA U-17 World Cup (New Zealand)	4th place
1999	Under-18 WNT	Pan American Games (Canada)	1st place
1999	Under-23 MNT	Pan American Games (Canada)	3rd place
1999	Women's National Team	FIFA Women's World Cup (USA)	1st place
1999	Men's National Team	FIFA Confederations Cup (Mexico)	3rd place
1999	Men's CP National Team	CPISRA Americas Championship (Argentina)	2nd place
1998	Women's National Team	Goodwill Games (USA)	1st place
1998	Men's National Team	Concacaf Gold Cup (USA)	2nd place
1997	World University Games' Team	World University Games (Italy)	3rd place
1996	Women's National Team	Olympic Soccer Tournament (USA)	1st place
1996	Men's National Team	Concacaf Gold Cup (USA)	3rd place
1996	Men's Futsal National Team	Concacaf Futsal Championship (Guatemala)	1st place
1996	Men's CP National Team	Paralympic Games (USA)	4th place
1995	Women's National Team	FIFA Women's World Cup (Sweden)	3rd place
1995	Men's National Team	Copa America (Uruguay)	4th place
1993	Men's National Team	Concacaf Gold Cup (USA & Mexico)	2nd place
1992	Futsal National Team	FIFA Futsal World Cup (Hong Kong)	2nd place
1991	Under-23 MNT	Pan American Games (Cuba)	1st place
1991	Women's National Team	FIFA Women's World Cup (China)	1st place
1991	Men's National Team	Concacaf Gold Cup	1st place
1989	Futsal National Team	FIFA Futsal World Cup (Holland)	3rd place
1989	Under-20 MNT	FIFA World Youth Championship (Saudi Arabia)	4th place
1959	Men's Pan Am Games' Team	Pan American Games (USA)	3rd place
1930	Men's National Team	FIFA World Cup (Uruguay)	3rd place

USOC Team of the Year Award

Year	Team
2019	U.S. Women's National Team
2015	U.S. Women's National Team
2011	U.S. Women's National Team
1999	U.S. Women's National Team
1997	U.S. Women's National Team

FIFA FIFPRO Women's Best XI

Year	Players
2021	Carli Lloyd, Alex Morgan
2020	Tobin Heath, Megan Rapinoe
2019	Kelley O'Hara, Rose Lavelle, Julie Ertz, Alex Morgan, Megan Rapinoe
2017	Alex Morgan
2016	Hope Solo, Ali Krieger, Carli Lloyd, Alex Morgan
2015	Hope Solo, Meghan Klingenberg, Julie Johnston, Carli Lloyd

FIFA World Coach of the Year

Year	Player	Team
2015	Jill Ellis	U.S. Women's National Team

The Best FIFA Women's Coach

Year	Player	Team
2019	Jill Ellis	U.S. Women's National Team

FIFA World Player of the Year

Year	Player	Team
2015	Carli Lloyd	U.S. Women's National Team
2012	Abby Wambach	U.S. Women's National Team
2002	Mia Hamm	U.S. Women's National Team
2001	Mia Hamm	U.S. Women's National Team

The Best FIFA Women's Player

Year	Player	Team
2019	Megan Rapinoe	U.S. Women's National Team
2016	Carli Lloyd	U.S. Women's National Team

Sports Illustrated Athlete of the Year

Year	Player	Team
2019	Megan Rapinoe	U.S. Women's National Team

U.S. Soccer Individual Awards

France Football d'Or

Year	Player	Team
2019	Megan Rapinoe	U.S. Women's National Team

All-World Championship Team

Year	Player	Event / Team
2015	Carli Lloyd	WWC / All-Star
2015	Megan Rapinoe	WWC / All-Star
2015	Meghan Klingenberg	WWC / All-Star
2015	Julie Johnston	WWC / All-Star
2015	Hope Solo	WWC / All-Star
2011	Abby Wambach	WWC / First Team
2011	Lauren Cheney	WWC / First Team
2011	Shannon Boxx	WWC / First Team
2011	Hope Solo	WWC / First Team
2007	Kristine Lilly	WWC / Honorable Mention
2006	Amanda Poach	U-20 / First Team
2006	Val Henderson	U-20 / First Team
2006	Daneshia Adams	U-20 / First Team
2004	Angie Wozniak	U-19 / First Team
2004	Becky Sauerbrunn	U-19 / First Team

2004	Ashlyn Harris	U-19 / First Team
2003	Steve Cronin	U-20 / First Team
2003	Bobby Convey	U-20 / First Team
2003	Mia Hamm	WWC / Honorable Mention
2003	Joy Fawcett	WWC / First Team
2003	Shannon Boxx	WWC / First Team
2003	Danny Sztetela	U-17 / First Team
	Freddy Adu	U-17 / First Team
2002	Kelly Wilson	U-19 / First Team
2002	Lindsay Tarpley	U-19 / First Team
2002	Heather O'Reilly	U-19 / First Team
2002	Jill Oakes	U-19 / First Team
2002	Landon Donovan	World Cup / Hon. Mention
2002	Claudio Reyna	World Cup / First Team
1999	Briana Scurry	WWC / First Team
1999	Carla Overbeck	WWC / First Team
1999	Mia Hamm	WWC / First Team
1999	Michelle Akers	WWC / First Team
1999	Brandi Chastain	WWC / First Team
1996	Victor Nogueira	Futsal / Honorable Mention
1994	Alexi Lalas	World Cup / Honorable Mention
1992	Victor Nogueira	Futsal / First Team
1992	Chico Borja	Futsal / First Team

Golden Ball (Tournament MVP)

Year	Player	Event
2023	Emily Spreeman	DIFA World Deaf Football Champ.
2023	Nick Perera	Concacaf Beach Soccer Champ.
2022	Alex Morgan	Concacaf W Championship
2022	Michelle Cooper	Concacaf U-20 Women's Champ.
2022	Paxten Aaronson	Concacaf U-20 Champ.
2022	Riley Jackson	Concacaf U-17 Women's Champ.
2021	Weston McKennie	Concacaf Nations League
2020	Mia Fishel	Concacaf Women's U-20 Champ.
2019	Megan Rapinoe	Women's World Cup
2018	Julie Ertz	Concacaf Women's Champ.
2017	Michael Bradley	Concacaf Gold Cup
2017	Erik Palmer-Brown	Concacaf U-20 Champ.
2015	Carli Lloyd	Women's World Cup
2008	Sydney Leroux	U-20 World Cup
2006	Francis Farberoff	Concacaf Beach Soccer Champ.
1999	Landon Donovan	U-17 World Championship
1991	Carin Jennings	Women's World Cup

Silver Ball (Tournament second MVP)

Year	Player	Event
2011	Abby Wambach	Women's World Cup
2008	Alex Morgan	U-20 World Cup
2004	Angie Wozniak	U-19 Women's World Champ.
1999	DaMarcus Beasley	U-17 World Championship
1991	Kyle Campbell	U-17 World Championship
1991	Michelle Akers	Women's World Cup
1989	Kasey Keller	World Youth Championship

Bronze Ball (Tournament third MVP)

Year	Player	Event
2019	Rose Lavelle	Women's World Cup
2012	Julie Johnston	U-20 Women's World Cup
2011	Hope Solo	Women's World Cup
2009	Clint Dempsey	FIFA Confederations Cup
2008	Kristie Mewis	U-17 Women's World Cup
2006	Daneshia Adams	U-20 Women's World Champ.
2002	Kelly Wilson	U-19 Women's World Champ.
1999	Michelle Akers	Women's World Cup

Golden Boot (Tournament leading scorer)

Year	Player	Event
2023	Emily Spreeman	DIFA World Deaf Football Champ.
2022	Michelle Cooper	Concacaf U-20 Women's Champ.
2022	Paxten Aaronson	Concacaf U-20 Champ.
2019	Megan Rapinoe	Women's World Cup
2019	Nick Perera	Concacaf Beach Soccer Champ.
2018	Alex Morgan	Concacaf Women's Champ.
2015	Clint Dempsey	Concacaf Gold Cup
2013	Landon Donovan/Chris Wondolowski	Concacaf Gold Cup
2013	Nick Perera	Concacaf Beach Soccer Champ.
2008	Sydney Leroux	U-20 Women's World Cup
2003	Eddie Johnson	World Youth Championship
1991	Michelle Akers	Women's World Cup
2024	Kennedy Fuller	Concacaf W. U-17 Champ.

Silver Boot

(Tournament second leading scorer)

Year	Player	Event
2020	Mia Fishel	Concacaf Women's U-20 Champ.
2019	Alex Morgan	Women's World Cup
2019	Giovanni Reyna	Concacaf U-17 Champ.
2017	Josh Sargent	FIFA U-20 World Cup
2017	Brooks Lennon	Concacaf U-20 Champ.
2015	Carli Lloyd	Women's World Cup
2007	Abby Wambach	Women's World Cup
2002	Kelly Wilson	U-19 Women's World Champ.
1991	Carin Jennings	Women's World Cup
2024	Kennedy Fuller	Concacaf W. U-17 Champ.

Bronze Boot

(Tournament third leading scorer)

Year	Player	Event
2020	Brianna Pinto	Concacaf Women's U-20 Champ.
2019	Giovanni Reyna	Concacaf U-17 Champ.
2017	Josh Sargent	Concacaf U-17 Champ.
2011	Abby Wambach	Women's World Cup
2010	Sydney Leroux	U-20 Women's World Cup
2008	Vicki DiMartino	U-17 Women's World Cup
2008	Alex Morgan	U-20 Women's World Cup
2004	Angie Wozniak	U-19 Women's World Champ.
2002	Lindsay Tarpley	U-19 Women's World Champ.
1999	Taylor Twellman	World Youth Championship
2024	Ally Sentnor	U-20 Women's World Cup

Golden Glove

(Tournament best goalkeeper)

Year	Player	Event
2023	Taegan Frandsen	DIFA World Deaf Football Champ.
2022	Christopher Brady	Concacaf U-20 Champ.
2022	Victoria Safradin	Concacaf U-17 Women's Champ.
2021	Matt Turner	Concacaf Gold Cup
2017	Jonathan Klinsmann	Concacaf U-20 Champ.
2017	Justin Garces	Concacaf U-17 Champ.
2015	Brad Guzan	Concacaf Gold Cup
2015	Hope Solo	Women's World Cup
2013	Chris Toth	Concacaf Beach Soccer Champ.
2011	Hope Solo	Women's World Cup
2010	Bianca Henninger	U-20 World Cup
2009	Tim Howard	FIFA Confederations Cup
2008	Taylor Vancil	U-17 Women's World Cup
2008	Alyssa Naeher	U-20 Women's World Cup
1999	Briana Scurry	Women's World Cup

1992	Victor Nogueira	Futsal World Championship
1991	Kyle Campbell	U-17 World Championship
1989	Kasey Keller	World Youth Championship
2024	Evan O'Steen	Concacaf W. U-17 Champ.

FIFA Fair Play

Fair Play Award Winners — Team

Year	Team	Event
2021	MNT	Concacaf Gold Cup
2020	U-20 WNT	Concacaf Women's U-20 Champ.
2019	Men's National Team	Concacaf Gold Cup
2019	U-17 MNT	Concacaf U-17 Championship
2018	U.S. Women's Team	Concacaf Women's Champ.
2017	U.S. Men's Team	Concacaf Gold Cup
2008	Under-20 WNT	U-20 Women's World Cup
2004	Under-19 WNT	U-19 Women's World Champ.
1998	U.S. Men's Team	Year-End Award
1996	U.S. Women's Team	Olympic Soccer Tourn.
1989	Under-20 MNT	World Youth Championship
2024	U-17 WNT	Concacaf W. U-17 Champ.

Fair Play Award Winners – Individual

Year	Player	Award
1998	Michelle Akers	FIFA Order of Merit
1997	Julie Foudy	FIFA Fair Play Award

Werner Fricker Builder Award

Year	Recipient
2024	Phil Anschutz
2023	Burton Haim
2022	Don Garber
2020	Esfandiar Baharmast
2019	April Heinrichs
2018	Tony DiCicco
2017	Mary Harvey
2016	Anson Dorrance
2015	Bruce Arena
2013	Richard Groff
2012	Hank Steinbrecher
2011	Kevin Payne
2010	Bob Contiguglia
2009	Alan Rothernberg
2008	Bob Gansler
2007	Francisco Marcos
2006	Sal Rapiglia
2005	Gerhard Mengel
2003	Sunil Gulati
2002	Werner Fricker, Sr.

Carla Overbeck Leadership Award

Year	Recipient
2024	Tony Sanneh
2023	Joslynn Bigelow
2022	Lesle Gallimore

Kim Crabbe Game Changers Award

Year	Recipient
2024	JT Dorsey
2023	Esmeraldo Negron
2022	Janeicia Neely

Fernando G. Alvarez Referee Champion

Award

Year	Recipient
2024	Don Wilbur

MEDIA INFORMATION



U.S. SOCCER COMMUNICATIONS AND CONTENT CONTACTS

CATHERINE NEWMAN • CHIEF MARKETING & COMMUNICATIONS OFFICER	cnewman@ussoccer.org
CYNTHIA MARTINEZ • VICE-PRESIDENT, EXTERNAL COMMUNICATIONS	cmartinez@ussoccer.org
MICHELLE MIGUELEZ • VICE-PRESIDENT, CORPORATE COMMUNICATIONS	mmiguel@ussoccer.org
MICHAEL KAMMARMAN • DIRECTOR, USMNT COMMUNICATIONS	mkammarman@ussoccer.org
AARON HEIFETZ • DIRECTOR, USWNT COMMUNICATIONS	aheifetz@ussoccer.org
TRACI MESSIER • DIRECTOR, CORPORATE COMMUNICATIONS	tmessier@ussoccer.org
JEFF CRANDALL • SENIOR MANAGER, INTEGRATED COMMUNICATIONS	jcrandall@ussoccer.org
PAOLA REYES • COORDINATOR, MEDIA OPERATIONS	preyes@ussoccer.org
MICHAEL ALLARDYCE • SENIOR DIRECTOR, DIGITAL & CONTENT	mallardyce@ussoccer.org
STUART DREW • DIRECTOR, SOCIAL MEDIA	sdrew@ussoccer.org
EMILY CECCHINI • WNT SOCIAL MEDIA MANAGER	eccecchini@ussoccer.org
LUCAS DOLENGOWSKI • MNT SOCIAL MEDIA MANAGER	ldolengowski@ussoccer.org
LEAH KENNEDY • DIRECTOR, CONTENT PLANNING & STRATEGY	lkennedy@ussoccer.org
SANDY MCAFEE • DIGITAL EDITOR	smcafee@ussoccer.org
AMNA SUBHAN • COORDINATOR, DIGITAL CONTENT	asubhan@ussoccer.org

U.S. SOCCER VIDEO DEPARTMENT

NICK BURTON • DIRECTOR, CONTENT DISTRIBUTION & NEW MEDIA	nburton@ussoccer.org
MATT BUCKMAN • DIRECTOR OF WNT CONTENT	mbuckman@ussoccer.org
TONY PRICE • DIRECTOR OF MNT CONTENT	tprice@ussoccer.org
ANTONELLA CRESCIMBENI • WNT VIDEO MANAGER	acrescimbeni@ussoccer.org
EMILEE LEVANAS • WNT VIDEO COORDINATOR	elevanas@ussoccer.org
BRAD FOSLER • SENIOR MANAGER, POST PRODUCTION	bfosler@ussoccer.org
EDWIN HERNANDEZ • MANAGER, VIDEO PRODUCTION	ehernandez@ussoccer.org
MADLINE CRUMPLER • SENIOR COORDINATOR, VIDEO PRODUCTION	mcrumpler@ussoccer.org
PATRICK NICHOLS • COORDINATOR, POST PRODUCTION	pnichols@ussoccer.org

AREAS OF CONTACT

Spokesperson	Newman
President Interviews	Newman
Credential Requests	Reyes
Photo Requests	Burton
Video Footage	Burton
Men's National Team & Interviews	Kammarman
Men's Youth National Teams & Interviews	Kammarman
Women's National Team & Interviews	Heifetz
Women's Youth National Teams & Interviews	Heifetz
Extended Nationals Teams & Interviews	Crandall
Coaching	Crandall
Referees	Crandall
Hall of Fame	Crandall
Lamar Hunt U.S. Open Cup	Newman
Spanish Language	Reyes

SOCIAL MEDIA HANDLES

TWITTER:	FACEBOOK:
@ussoccer	@officialussoccer
@USMNT	@ussoccerENT
@USWNT	
@ussoccer_comms	TIKTOK:
@USYNT	@ussoccer
@ussoccer_ENT	
INSTAGRAM:	
@ussoccer	
@USMNT	
@USWNT	
@ussoccer_ENT	

2025 MEDIA GUIDELINES

Thank you for your coverage of U.S. Soccer and the U.S. National Teams. Please familiarize yourself with the information and policies in this document so that your coverage of the U.S. National Teams is conducted in the most efficient manner possible. These guidelines and policies are enforced by the U.S. Soccer Communications Department. If you have questions about the policies listed here, please do not hesitate to contact U.S. Soccer Communications at media@ussoccer.org.

www.ussoccer.com/media-services/media-guidelines - Applicable to Rights Holders and Non-Rights Holders

GENERAL GUIDELINES

Professional Conduct

Media are expected to follow the guidelines set forth in this document, as well as the instructions of U.S. Soccer staff, stadium employees and security, at the risk of limitation of access or revocation of credentials.

Media credentials are issued with the purpose of providing access to interviews and written, audio and visual accounts of the game as appropriate. **Media members should not use access for autographs, personal photographs or commercial requests.**

Media credentialed for access to shoot photographs and video are expected to use professional equipment to file photographic or video accounts. Use of equipment such as 'point and shoot' style cameras or mobile telephones that are not considered professional equipment will result in access being restricted or rescinded.

Media Services

Press Releases: To be added to the U.S. Soccer media distribution list, please visit www.ussoccer.com/media-services.

Media Guides: To request a current media guide for the U.S. Men's or Women's National Team, please send an email request to communications@ussoccer.org. A digital version of the Men's and Women's National Team's media guides can be found on the Media Guide page in the right-hand navigation column.

Interview Requests: Media requesting interviews with U.S. National Team players, coaches or administrators should make arrangements with the U.S. Soccer Communications Department or the onsite press officer with the respective team. When requesting and conducting interviews, media should identify the organization that they are representing, and provide advance notice if audio or video will be recorded for later distribution. All audio and video interviews are subject to U.S. Soccer's Video Guidelines, which are included in this document.

ussoccer.com: Is the official web site of the U.S. Soccer Federation. All press releases – content that includes a dateline are posted on ussoccer.com, and can be republished by media in their entirety. U.S. Soccer press releases are available in Spanish. Media interested in receiving press releases in Spanish can send an email request to communications@ussoccer.org.

Video: Media are welcome to embed videos that appear on ussoccer.com. Visit youtube.com/ussoccerdotcom and <http://www.ussoccer.com/stories> for the latest U.S. Soccer-produced videos.

Audio, Video Roll & Interviews: U.S. Soccer periodically sends out video and audio media rolls from National Team events for outlets to use free of charge, provided they properly credit video as; Courtesy of U.S. Soccer/Veritone. If you'd like to sign up for the email list that distributes these media rolls, please email communications@ussoccer.org with Media Roll in the subject line.

Twitter: U.S. Soccer provides updates at [www.twitter.com/ussoccer](https://twitter.com/ussoccer) that include breaking news and new content posted to ussoccer.com. Media are welcome to re-tweet @ussoccer, @USMNT, @USWNT, @ussoccer_comms, @USYNT, @ussoccer_coach, @ussoccer_ref, and @ussoccer_pnt content, including play-by-play accounts.

Photography Requests

Head Shots: U.S. Soccer maintains head and shoulder portraits of select U.S. National Team players and coaches that can be requested by emailing communications@ussoccer.org or calling 312-808-1300.

Action Photography: For action photos, please contact Annette Shelby at International Sports Images at 650-906-7753 or at annette@isiphotos.com. International Sports Images serves as the photography manager for U.S. Soccer. Media outlets can also search and preview the photography archive at isiphotos.com.

U.S. SOCCER EVENTS

Credentials

Policies: In addition to the policies listed below, please note that only working media will be credentialed and no one under the age of 18 will be issued a credential.

Applications: Media can request credentials for matches online at www.ussoccer.com/media-services/media-credentials. The online application process can be found by clicking on the Media Services link in the footer on the front page of ussoccer.com. Media can also contact U.S. Soccer Communications with questions on the application process directly at communications@ussoccer.org.

Deadlines: The deadline to apply for credentials to U.S. Soccer events is generally two (2) weeks prior to the game. There is no guarantee that late applications will be accepted.

Pickup: U.S. Soccer will distribute credential pickup times prior to each game. Credential pickup times generally coincide with media availabilities. For pickup on the day of the game, Media Will Call at the stadium will open approximately two (2) to three (3) hours before kickoff. Each media member must show identification in order to receive their credential. An individual cannot pick up more than one credential.

Parking Shipping: If you would like single-game parking passes (subject to availability) to be shipped, please provide a UPS or FedEx account number at least two (2) weeks prior to the game. Replacement parking passes cannot be provided if lost in transit.

All Matches Credential Holders: All media provided an All Matches credential must still inform the U.S. Soccer Communications Department of their plans to attend specific matches to ensure a space in the press box. Please do so at least two (2) weeks in advance of a match.

Media Facilities

Media facilities, including the press box and photographers' work area, will open approximately two (2) - three (3) hours before each game.

Press Box: All seats will be assigned. Auxiliary seating arrangements will be made if the capacity of the press box is exceeded.

Photographer Work Room: Where available, a photographer work room will be available at field level.

Internet: Wireless Internet access will be provided to media filing on deadline.

Game Notes & Media Guides: Game notes will be distributed digitally ahead of each game. Media guides will be made available upon request and digital versions are available online at ussoccer.com/about/us-soccer-media-services.

Lineups: Official lineups are made available approximately one (1) hour prior to kickoff. Lineups, which include jersey numbers for each team, will be distributed to the media as quickly as possible.

Media Access / Interviews

There is no pre-game access to U.S. Soccer players and coaches on game days. No "flash" interviews are permitted on the field. All post-game access is available in the press conference and mixed zone.

Press Conference: There will be a formal press conference with the head coach shortly after the final whistle. In the event something changes a member of the U.S. Soccer communications staff will inform the media.

Mixed Zone: Locker rooms are not open to the media at U.S. Soccer events. All post-game interviews will be conducted in a press conference or mixed zone. Players from both teams will typically be available in the mixed zone. The media mixed zone will generally be near the locker rooms.

Print & Online Media

Live Blogging / Commentary: Live blogging of U.S. Soccer events from either the venue or via the television broadcast is subject to our Live Blogging Guidelines. The guidelines are included in Appendix III of this document.

Video: Please notify U.S. Soccer in advance if your coverage includes video recording. Any video footage, including interviews, gathered by print and online media is subject to the U.S. Soccer Video Guidelines. The Video Guidelines are included in Appendix I of this document.

Audio: Please notify U.S. Soccer in advance if your coverage includes audio recording. Any audio, including interviews, gathered by radio, print and online media is subject to the U.S. Soccer Audio Use Guidelines. The guidelines are included in Appendix II of this document.

Radio - Non Rights Holders

Non-rights-holding radio journalists are welcome to conduct pregame and postgame reports from the press box, but NO play-by-play reports are permitted. Radio non-rights-holders will have access to post-match press conference and mixed zones unless otherwise notified. Radio outlets interested in purchasing rights should contact U.S. Soccer at media@ussoccer.org.

Audio: Any audio, including interviews, gathered by radio, print and online media is subject to the U.S. Soccer Audio Use Guidelines. The guidelines are included in Appendix II of this document.

Field Access

Print, online and radio writers and reporters are not permitted on the field at any time. Media members granted field access must have a working purpose. Representatives from the broadcast media who are not filing reports, but would like to attend as an observer, should inform U.S. Soccer of such when making the application.

Still Photographers

Locations: Still photographers are permitted to shoot U.S. Soccer events from behind the field sign boards in either end line. At events where space allows, photographers may also shoot on the sideline opposite the benches between the end line and the 18-yard line. Shooting from the 18-yard line will be allowed on a match-by-match basis depending on space. The attacking direction of the teams is determined by a coin toss. Following the coin toss, photographers must pick one end of the field to shoot for the entire half. The ONLY time photographers may change ends is at halftime. At NO time are photographers allowed on the field of play.

Photo Marshals: U.S. Soccer will use photo marshals to assist on-field media. Photo marshals can assist with providing lineups/rosters, distributing bibs and assist with questions on location and other topics. Photographers are required to follow all instructions of the photo marshals.

Bibs: All still photographers are required to wear a colored bib as provided by U.S. Soccer. The bib is lightweight and designed to be worn outside of outerwear and be visible at all times. Please return the bibs to a photo marshal following the game, or leave them in the press box / photographers' work room.

Pre-Game Photos: Each team's starters will pose for a pre-game photo near the bench area following the national anthems. Photographers should gather in the near-side corners once the teams leave the field after warm-ups. U.S. Soccer will escort the photographers to midfield.

Field Watering: The grounds crew may water the field prior to warm-ups and also prior to kickoff. Please be responsible for your equipment during this time. U.S. Soccer is not responsible for damage to any equipment.

Non-Rights Holder Video (ENG)

Video Footage: All non-rights holders and ENG crews must follow the U.S. Soccer Video Guidelines for all footage gathered at events. The Video Guidelines are included in Appendix I of this document.

TV Reporters: ENG reporters may stay on the field until two (2) hours prior to kickoff to shoot 'scene sets,' and are not allowed on the field again until after the conclusion of the broadcast window. Reporters/anchors will not be issued a bib. U.S. Soccer will not generally credential non-rights holder producers, editors, or technicians.

Location: ENG cameras are permitted to shoot U.S. Soccer events from behind the field sign boards of either end line. The attacking direction of the teams is determined by a coin toss. Following the coin toss, ENG cameras must pick one end of the field to shoot for the entire half. The ONLY time ENG crews may change ends is at halftime. At NO time are any media members allowed on the field of play.

Photo Marshals: U.S. Soccer will use photo marshals to assist on-field media. Photo marshals can assist with providing lineups/rosters, distributing bibs and assist with questions on location and other topics. ENG crews are required to follow all instructions of the photo marshals.

Bibs: All ENG camera operators are required to wear a colored bib as provided by U.S. Soccer. The bib is lightweight and designed to be worn outside of outerwear and be visible at all times. Please return the bibs to a photo marshal following the game, or leave them in the press box / photographers' work room.

Field Watering: The grounds crew may water the field prior to warm-ups and also prior to kickoff. Please be responsible for your equipment during this time. U.S. Soccer is not responsible for damage to any equipment.

Live Newscasts: Please contact U.S. Soccer in advance of the event if you would like to broadcast live pre or post-game as part of a newscast from the stadium.

Social Media

U.S. Soccer will not generally credential media looking to cover a U.S. Soccer event only for social media purposes. This means someone looking to provide coverage of a match for social media sites not limited or restricted to; Facebook, Twitter, Instagram, etc., will be considered for a press credential on a case basis but in most cases will not be accommodated for a press credential.

Social Media Reporting: U.S. Soccer permits credentialed reporters to report on behalf of their media organizations through social media channels or personal accounts. U.S. Soccer permits pictures to be taken from the press box for social media reporting purposes but prohibits the collection of any type of video from the press box. Doing so may result in revocation of press credentials.

APPENDIX I: NON-RIGHTS HOLDER VIDEO GUIDELINES

Video Footage: All rights to match footage including all applicable copyrights belong to U.S. Soccer and its rights holders who broadcast each specific match. U.S. Soccer has two rights holders that will broadcast their Men's National Team and Women's National Team matches in 2024: WBD Sports and Telemundo. If an organization is interested in recording video footage at a U.S. Soccer match for non-news gathering purposes they should contact U.S. Soccer Communications at media@ussoccer.org.

Television Broadcasters

Game Action: Local television affiliates can use footage of U.S. Soccer events obtained either via 1) their own recording or 2) action dubbed from a U.S. Soccer rights holder broadcast with credit only in connection with its regularly scheduled news programming within a week of the game. This footage should not exceed two (2) minutes. Highlights aired as part of a continuous news program should not be longer than one (1) minute per 30-minute segment.

Filming – Game Action: For televised events, local non-rights holders affiliates / ENG cameras may record the first 15 minutes of each half (from 00:00 to 15:00 and 45:00 to 60:00 on the game clock). For non-televised events, non-rights holders / ENG cameras may record the entire game but are still subject to the aforementioned limits. This includes events that are web streamed live online.

Filming – Interviews and Scene Sets: There is no limit to the gathering of footage pre-game, at halftime and post-game. All footage gathered is subject to the usage guidelines indicated in this document.

Filming – In Seating Area: Video cameras looking to shoot in the concourse or seating area must contact U.S. Soccer in advance of the event for approval.

Previews or Advances: In advance of a U.S. Soccer event, television broadcasters can use two (2) minutes of archival game action to preview an upcoming event. In the local/regional markets, broadcasters should mention the time and location of the game along with their report. Outside of the local markets, broadcasters should mention the time and broadcast information.

Television Broadcasters' Web Sites: Video produced for air as part of regular programming that is simulcast or archived online must be accompanied by a link to ussoccer.com. Content produced exclusively for the Internet

is subject to the guidelines for Online Video.

U.S. Soccer Video Dept. Audio and Video Roll: U.S. Soccer periodically sends out video and audio media rolls from National Team events for outlets to use free of charge, provided they properly credit video as; Courtesy of U.S. Soccer/Veritone. If you'd like to sign up for the email list that distributes these media rolls, please email communications@ussoccer.org with "Media Roll" in the subject line.

Online Video

Game Action: Online organizations (including print publications that post video online) are not permitted to film or use game action video at any time. Game action includes any footage of the field, teams, etc., following the beginning of the television broadcast window. Only video of off-field activities (i.e. interviews, training sessions) may be recorded.

Non-Game Video: Any video posted online that is recorded as part of media access is limited to the use of eight (8) minutes per day/activity date. Online video may not incorporate integrated advertising and must be accompanied by links to ussoccer.com.

Professional Presentation: Online video is expected to be recorded, edited and presented in a professional manner. Video must be presented/hosted on an organization's website, and not solely on a site provided by a third-party (i.e. YouTube, Vimeo, Facebook, etc.).

Online Video Sites: Organizations who regularly post video to online video sites (i.e. YouTube, Vimeo, etc.) may not include advertising with video gathered as a result of media access. Allowing users to embed these videos is not permitted, and the description of any video must include a link to ussoccer.com.

APPENDIX II: NON-RIGHTS HOLDER AUDIO GUIDELINES

Radio Broadcasters

Play-by-Play Accounts: Play-by-play accounts are forbidden by non-rights holders at any time.

Non-Game Audio: Any online audio recorded as part of media access is limited to the use of eight (8) minutes per day/activity date. Audio posted on radio broadcaster websites must comply with Online Guidelines below.

Online

Non-Game Audio: Any audio recorded as part of media access is limited to the use of eight (8) minutes per day/activity date. Online audio may not incorporate integrated advertising and must be accompanied by links to ussoccer.com.

APPENDIX III: LIVE WRITTEN UPDATES

All Media

Online or text reports (i.e., live blogs, Twitter, etc.) concerning U.S. Soccer games while they are in progress ("Live Written Updates") are subject to the following:

- Live updates may not use any audio, video or graphic simulations of U.S. Soccer games.
- Live updates must provide television and radio broadcast information for that U.S. Soccer Game. For example: "Tonight's U.S. Soccer game is being broadcast live on (name of television/radio station)."
- All live updates must be free of charge to readers.

NOTE: This policy does not prohibit the posting of the facts of a game (i.e., goals scored, cards given, game score and time remaining).

