

2024-25 BIG TEN MEN'S BASKETBALL MEDIA GUIDE

BIG



BIG LIFE. BIG STAGE. BIG TEN.

TABLE OF CONTENTS

CONTENTS

Media Information.....	2
Commissioner Tony Petitti	3
Big Life. Big Stage. Big Ten.....	4
2024-25 MEN'S BASKETBALL COMPOSITE SCHEDULE	6
2025 BIG TEN TOURNAMENT INFORMATION	9
2023-24 SEASON IN REVIEW	10-22
2023-24 Season in Review	10-12
Individual & Team Stats - All Games.....	13-17
Individual & Team Stats - Conference Games	18-22
RECORDS	23-48
Individual Records - All Games.....	23-26
Team Records - All Games	27-29
Individual Records - Conference Games	30-32
Team Records - Conference Games	33-35
Annual Statistical Champions - Individual.....	36-42
Annual Statistical Champions - Team	43-46
Career Clubs.....	47-48
COACHING RECORDS	49-56
Current Coaches Year-by-Year Records.....	49-51
All Coaches Records by School.....	52-55
All-Time Coaching Records	56
BIG TEN MEN'S BASKETBALL TOURNAMENT	57-71
Big Ten Tournament All-Time Results	57-59
Big Ten Tournament Honors.....	60
Big Ten Tournament Attendance	61
Big Ten Tournament History	62-63
Big Ten Tournament Records.....	64-71
Big Ten Tournament Championship Game Records.....	71
HISTORY	72-103
All-Time Standings.....	72-79
All-Time Big Ten Championships	80
NCAA Tournament History	81-82
NCAA Tournament Honors.....	83-85
NCAA Year-by-Year Results.....	86-92
NIT History and Year-by-Year Results	93-97
CBI History and Year-by-Year Results.....	98
Big Ten in Final Polls.....	99-101
Attendance.....	102-103
HONORS	104-135
National Honors	104-107
Big Ten Medal of Honor.....	108
Big Ten Honors.....	109-112
All-Big Ten	113-114
Most Valuable Players.....	115-119
Academic All-Big Ten	120-123
Academic All-Americans	124
Players of the Week.....	125-131
Big Ten in the NBA Draft	132-136

CREDITS

The 2024-25 Big Ten Conference men's basketball media guide is produced by the Big Ten Conference office, Tony Petitti, Commissioner. Additional information for this publication was supplied by the athletic communications offices of Big Ten member institutions. A special thanks is extended to all those who assisted on this project, especially the Big Ten communications directors and their staffs, who were invaluable to the completion of this guide.

MEDIA INFORMATION

Dear media member:

Welcome to the 2024-25 college basketball season! The Big Ten Conference would like to thank those media members who have covered Big Ten basketball over the years and would like to welcome those new to our conference. This media guide is intended to assist in the media's coverage of Big Ten basketball.

As always, please feel free to contact us if you have any questions or need assistance. We look forward to working with you this season!

COMMUNICATIONS SERVICES

Web Site

Weekly releases, daily updates, statistics and standings for Big Ten basketball are available online at bigten.org.

Social Media

For real-time updates, follow us on Twitter [@B1GMBBALL](https://twitter.com/B1GMBBALL) and [@BigTen](https://twitter.com/BigTen) or Instagram [@bigten](https://www.instagram.com/bigten). You can also become an online fan of the Big Ten by searching "Big Ten Conference" from your Facebook page.

E-mail Service

Information on Big Ten basketball will be emailed throughout the year to accredited media members. The Big Ten and its member schools utilize a media email list website that requires media members to fill out an application online to receive media emails. Once the information is submitted, media members can control and adjust their own accounts to receive only the information they need. Media members may also remove themselves from the media email list if necessary. For the media email list website address, contact David Howell at the Big Ten Communications office.

Weekly Awards

Big Ten Men's Basketball Players of the Week are selected in two categories: player and freshman. Award winners are chosen by a vote of the Big Ten Communications staff from nominations supplied by the schools' communications offices. The Big Ten office will announce weekly men's basketball award winners on Mondays.

Postseason Awards

In basketball, coaches and a media panel choose All-Conference teams (first, second, third and honorable mention). The Big Ten will also hand out five individual awards based on votes from coaches, media and administrators. A full list of the awards can be found on page 7 of this media guide. The Big Ten Medal of Honor is awarded to one male and female student from each graduating class and recognizes both academic and athletic success. The Big Ten also names one Sportsmanship Award honoree from each institution. These students become candidates for the Big Ten Outstanding Sportsmanship Award, as the conference honors one male and one female from each institution at the end of the school year. Academic All-Big Ten teams are named for every sport. The teams are composed of all letterwinners who are in at least their second academic year at their institution and carry a cumulative grade-point average (GPA) of 3.0 or higher. The conference office also presents the Distinguished Scholar Award at the end of each academic year. Students eligible for the Distinguished Scholar Award must be letterwinners in at least their second year in residence at their institution. Qualifying students must have earned a GPA of 3.7 or higher for the current academic year, excluding summer school.

THE BIG TEN CONFERENCE

5440 Park Place • Rosemont, IL 60018 • Phone: 847-696-1010

Web Site: bigten.org | Twitter: @BigTen, @B1GMBall
Instagram: @BigTen | Facebook: /BigTenConference

Senior Administration

Tony Petitti Commissioner
Kerry Kenny Chief Operating Officer
Diane Dietz Deputy Commissioner
Laura Anderson Chief Financial Officer and Treasurer
Anil Gollahalli Chief Legal Officer & General Counsel
Omar Brown Senior Vice President, Community & Impact
Chad Hawley Senior Vice President, Policy & Compliance
Rebecca Pany Senior Vice President, Sports Administration
A.J. Edds Vice President, Football Administration
Mimi Schleis Executive Assistant to the Commissioner

Basketball Administration

Megan Kahn Vice President, Women's Basketball
Brad Taylor Vice President, Men's Basketball

Branding & Marketing

Robin Jentes Senior Director, Branding
Chris Althoff Director, Creative Strategy
Jessica Ley Associate Director, Marketing
Joe Longo Assistant Director, Branding

Communications

Diane Dietz Deputy Commissioner
Paul Kennedy Vice President, Sports Communications
Scott Markley Vice President, Strategic Communications
Megan Althoff Director, Communications
David Howell Associate Director, Communications
Daniel Jankowski Associate Director, Communications
Candace Johnson Associate Director, Communications
Ashley Harding Assistant Director, Communications
Adam McCaffery Coordinator, Communications

Community & Impact

Omar Brown Senior Vice President, Community & Impact
Mya Perez Assistant Director, Community & Impact
Kayla Bock Coordinator, Community & Impact

Compliance & Policy

Chad Hawley Senior Vice President, Policy & Compliance
Katie Ahrens Smith Vice President, Policy & Compliance
Gil Grimes Senior Director, Compliance
Fred Krauss Director, Policy
Alexis Barnes Assistant Director, Compliance
Madeline Russell Executive Assistant, Compliance

Events & Operations

Katie Egloff Vice President, Events & Operations
Erica Holmes Senior Director, Basketball Operations
Kaylah Hughes Senior Director, Football Operations
Justin Jenkins Director, Events, Operations, & Sports Administration
CJ Michie Assistant Director, Events & Operations
Hannah Mladenik Coordinator, Meetings & Operations
Callie Dill Assistant Director, Ticketing Operations

Facilities

Bill Rochon Senior Director, Facilities
Jasmin Imamovic Front Desk Security Manager
Henry Light Coordinator, Facilities

Finance

Laura Anderson Chief Financial Officer and Treasurer
Kyle Borsheim Controller
Cori Daizovi Associate Director, Business Operations
Ella Demaray Business Operations Associate

Football Administration

A.J. Edds Vice President, Football Administration
Grace Delzer Coordinator, Football Administration

Information Technology

Michael McCarthy Senior IT Manager
Drew Bigelow IT Manager

Legal

Anil Gollahalli Chief Legal Officer & General Counsel
Phil Zeeck Assistant General Counsel
Tyler Marx Paralegal

Office Administration

Brenda Hilton Senior Director, Administration
Kylie Anderson Executive Assistant

Officiating Technology

Mike Ortiz Vice President, Replay
Tony Buyniski Senior Director, Officiating Technology & Services
Joseph Hamata Director, Officiating Technology
Sam Arvaneh Associate Director, Officiating Technology

People & Culture

Satvik Patel Senior Director, People & Culture

Social Media

Tim Shanahan Senior Director, Digital & Social Media
Dennis Graham Associate Director, Digital & Social Media
Jordan Menard Assistant Director, Digital & Social Media

Sports Administration

Rebecca Pany Senior Vice President, Sports Administration
Wendy Fallen Vice President, Sports Administration
Adam Augustine Senior Director, Sports Administration, Ice Hockey Commissioner
Logan Young Director, Sports Administration
Noor Davis Associate Director, Sports Administration
Janelle McDaniel Associate Director, Olympic Sport Officiating
Katie Stankiewicz Associate Director, Sports Administration
Eriana Henderson Assistant Director, Sports Administration

Television Administration

Kerry Kenny Chief Operating Officer
Grace McNamara Senior Director, Television Administration
Brant Steinberg Coordinator, Special Projects

Coordinators of Officials

Marcia Alterman Coordinator of Volleyball Officials
Cien Asoera Coordinator of Men's and Women's Soccer Officials
Patty Broderick Coordinator of Women's Basketball Officials
Bill Carollo Coordinator of Football Officials
Rich Fetchiet Coordinator of Baseball Officials
Mike Hagerty Coordinator of Wrestling Officials
Lisa Mushett Coordinator of Tennis Officials
Steve Piotrowski Coordinator of Ice Hockey Officials
Lance Sarabia Coordinator of Field Hockey Officials
Mara Wager Coordinator of Women's Lacrosse Officials
Sally Walker Coordinator of Softball Officials
Terry Wymer Coordinator of Men's Basketball Officials


BIG TEN COMMUNICATIONS STAFF



PAUL KENNEDY
Vice President,
Sports Communications
Office: 847-696-1010
pkennedy@bigten.org



SCOTT MARKLEY
Vice President, Strategic
Communications
Office: 847-696-1010
smarkley@bigten.org



MEGAN ROWLEY
Director
Office: 847-696-1010
mrowley@bigten.org



DAVID HOWELL
Associate Director
Office: 847-696-1010
dhowell@bigten.org



DANIEL JANKOWSKI
Associate Director
Office: 847-696-1010
djankowski@bigten.org



CANDACE JOHNSON
Associate Director
Office: 847-696-1010
cjohnson@bigten.org



ASHLEY HARDING
Assistant Director
Office: 847-696-1010
aharding@bigten.org



ADAM McCAFFERY
Coordinator
Office: 847-696-1010
amccaffery@bigten.org

COMMISSIONER TONY PETITTI



Tony Petitti was named the seventh commissioner in Big Ten Conference history on April 11, 2023. His first year of leadership included the integration of UCLA, USC, the University of Oregon, and the University of Washington, all of whom officially joined the Big Ten on August 2, 2024, growing the conference's membership to 18 institutions for the first time.

Petitti is a proven leader who brought nearly four decades of sports, business and media industry acumen to the Big Ten Conference. He previously served as deputy commissioner and chief operating officer of Major League Baseball and president and chief executive officer of MLB Network.

A 14-time National Sports Emmy Award winner, Petitti also held senior executive roles at CBS Sports and ABC Sports overseeing rights acquisition deals for a variety of sports leagues and collegiate and professional sports events, including the NCAA Men's Basketball Tournament, college football, NFL, PGA Tour, the Masters, US Open Tennis Championships, and the Little League World Series, as well as assisting in the creation of the Bowl Championship Series. He is a 2023 inductee into the Sports Broadcasting Hall of Fame.

As Deputy Commissioner and Chief Operating Officer for Major League Baseball from 2014-20, Petitti led broadcast and digital media, special events, MLB Network, MLB social media, consumer products and licensing, marketing, youth development, international, and security.

Before joining MLB, he was President and Chief Executive Officer of MLB Network from its creation until 2014. Petitti led the imagination, buildout and launch of the channel in 50 million homes, at the time the largest cable network launch in history. His vision touched every aspect of content and operations at the network, including programming, on-air talent, production, studio creation, and supporting facilities.

Petitti was selected to run MLB Network after a distinguished tenure with CBS, ending his time as the executive vice president of CBS Sports. He led the sports programming division and served as executive producer for all CBS Sports telecasts.

His professional career began with two years at the law firm of Cadwalader, Wickersham and Taft, after which he transitioned into broadcasting as a general attorney for ABC. Over the course of his eight years at the network, he was ultimately named vice president of programming and managed the acquisition and scheduling of ABC Sports content, including college football, college basketball, track and field, the Little League World Series and NASCAR events.

Petitti was a student-athlete at Haverford College, where he earned a degree in economics and was a catcher on the baseball team, and received his J.D. from Harvard Law School. He has two daughters, Danielle, a graduate of Vanderbilt University, and Ally, a graduate of the University of Southern California.

BIG

Big Life. Big Stage. Big Ten.

Since its inception in 1896, the pursuit and attainment of academic excellence has been a priority for every Big Ten member institution. But maintaining the conference's standard of competing at the highest level in athletics also endures as an important component of the Big Ten experience. Striving that balance between academics and athletics is integral to the Big Ten's identity. Recognized as one of intercollegiate sports' most successful undertakings, the Big Ten strives for success from its students not only on the field and in the classroom, but around the world as well.

PREMIER ACADEMIC INSTITUTIONS

The Big Ten Academic Alliance is an academic consortium of all 18 Big Ten universities, which is widely considered to be the model for effective and voluntary collaboration among top research universities.

Every Big Ten Academic Alliance institution ranks among the top 50 universities in the nation according to the 2024 Academic Ranking of World Universities, including 10 in the top 40.

The Big Ten leads all conferences with more than 1,900 Academic All-Americans, including 80 honorees during the 2023-24 academic year.

Big Ten Academic Alliance schools annually conduct \$17 billion in funded research.

A HISTORY OF ATHLETIC SUCCESS

Big Ten schools have won at least five national championships in 26 of the last 30 years, averaging nearly seven per year during that span.

Since the 2005-06 academic year, current Big Ten institutions have claimed 119 team national championships in 26 different sports.

BROAD-BASED PROGRAMMING

Big Ten institutions support more than 11,000 participation opportunities on 350 teams in 42 different sports.

The Big Ten sponsors 28 official conference sports, 14 for men and 14 for women.

The Big Ten leads the nation in total students competing in intercollegiate athletics and participation opportunities, and sponsors more official sports than all conferences except the Ivy League.

Nearly 2,000 Big Ten competitors have participated in the Olympics, winning more than 600 medals, including more than 200 gold. The Big Ten Conference enjoyed its finest performance at a single Olympic Games during the 2024 Summer Olympics in Paris, France, as athletes with Big Ten ties set conference records by earning 98 total medals and 27 gold medals during the 17-day competition, surpassing the previous mark of 51 medals at the 2000 Summer Games in Tokyo, Japan. All 18 Big Ten member schools were represented at the 2024 Summer Games, competing for 64 nations in 17 sports.

PASSIONATE FOLLOWING

The Big Ten leads all conferences with 9.4 million alumni and nearly 823,000 students.

Big Ten men's and women's basketball combined for 4.3 million fans in their home arenas throughout the 2023-24 season and paced the nation in total attendance. Volleyball Day in Nebraska attracted 92,000 fans, the largest attendance in women's sports history. All seven of the Big Ten ice hockey teams also ranked in the top 15 nationally in average attendance.

In 2023-24, Big Ten women's basketball programs set ratings records on seven different networks — BTN, FOX, FS1, NBC, Peacock, ESPN and CBS.

LEADERS IN INNOVATION

Took part in the nation's first bowl game, winning the 1902 Rose Bowl Game, and signed an exclusive contract with the Tournament of Roses in 1946, making it the first bowl with permanent conference affiliations.

Awarded the first Big Ten Medal of Honor in 1915, honoring outstanding seniors who demonstrated excellence in academics and athletics.

Formed the Big Ten Advisory Commission in 1972, enlisting former students that competed in conference athletics to serve as liaisons to the NCAA's Diversity and Inclusion Department, the Big Ten Student-Athlete Advisory Commission and other organizations.

Became the first conference to voluntarily adopt male and female participation goals after launching its Gender Equity Action Plan in 1992.

Launched the Big Ten Network (BTN) in 2007, the first national conference-owned television network.

Began partnering with the Ivy League to study the effects of head injuries in sports in 2012.

Twenty years after adding instant replay in 2004, announced a state-of-the-art replay center, featuring 18 dedicated replay bays and six dedicated medical observation stations.

Championed new legislation for football permitting coach-to-player helmet communication and the use of sideline video by student-athletes, and coaches, both of which were introduced in the fall of 2024.

EXTENSIVE TELEVISION EXPOSURE

Through the Big Ten's current media agreements with BTN, NBC, Peacock, CBS and FOX, more than 2,000 Big Ten events are produced and distributed nationally and globally on an annual basis.

BTN reaches nearly 50 million homes and is also available via the Fox Sports App, delivering live and on-demand programming to computers, smartphones and tablets. BIG+ streams more than 2,000 additional events each season.

COMMUNITY & IMPACT

The Big Ten Conference is dedicated to making a lasting impact on the communities where its major events are held. In recent years, the conference has hosted sports clinics, renovated recreation centers and given elementary-aged children the chance to experience major Big Ten events.

Around the Big Ten Football Championship Game and Basketball Tournaments, the conference focuses on creating meaningful improvements, aiming to leave each location better than it was found.

Moving forward, the Big Ten will continue to collaborate with the College Football Playoff Foundation, local sports organizations and school district foundations to enhance spaces for teachers and children and provide educational opportunities for youth.

2024-25 COMPOSITE SCHEDULE

Monday, Nov. 4

Eastern Illinois at Illinois
Texas A&M Commerce at Iowa
Manhattan at Maryland
Cleveland State at Michigan
Monmouth at Michigan State
Texas Rio Grande Valley at Nebraska
Lehigh at Northwestern
Ohio State vs. Texas (Las Vegas, Nev.)
UC Riverside at Oregon
Binghamton at Penn State
Texas A&M-Corpus Christi at Purdue
Rider at UCLA
Chattanooga at USC
Holy Cross at Wisconsin

Tuesday, Nov. 5

UC Davis at Washington

Wednesday, Nov. 6

SIU Edwardsville at Indiana
Oral Roberts at Minnesota
Wagner at Rutgers
Thursday, Nov. 7
Southern at Iowa
Niagara at Michigan State
Idaho State at USC
Montana State at Wisconsin

Friday, Nov. 8

SIU Edwardsville at Illinois
Mount St. Mary's at Maryland
Montana at Oregon
UMBC at Penn State
Northern Kentucky at Purdue
UCLA vs. New Mexico (Henderson, Nev.)

Saturday, Nov. 9

Nebraska-Omaha at Minnesota
Bethune-Cookman at Nebraska
Northwestern at Dayton
Washington at Nevada

Sunday, Nov. 10

Eastern Illinois at Indiana
Michigan vs. Wake Forest (Greensboro, N.C.)
Appalachian State at Wisconsin

Monday, Nov. 11

Florida A&M at Maryland
Youngstown State at Ohio State
Yale at Purdue
Saint Peters at Rutgers
Boston Univ. at UCLA

Tuesday, Nov. 12

South Dakota at Iowa
Michigan State vs. Kansas (Atlanta, Ga.)
UIC at Northwestern
Portland at Oregon
Saint Francis (Pa.) at Penn State

Wednesday, Nov. 13

Oakland at Illinois
North Texas at Minnesota
FDU at Nebraska
UT Arlington at USC
Seattle Pacific at Washington

Friday, Nov. 15

Iowa vs. Washington State (Moline, Ill.)
Marquette at Maryland
TCU at Michigan
Eastern Illinois at Northwestern
Ohio State at Texas A&M
Penn State vs. Virginia Tech (Baltimore, Md.)
Alabama at Purdue

Monmouth at Rutgers

Lehigh at UCLA
Arizona at Wisconsin

Saturday, Nov. 16

South Carolina at Indiana
Bowling Green at Michigan State
Yale at Minnesota

Sunday, Nov. 17

Nebraska vs. Saint Mary's (Calif.) (Sioux Falls, S.D.)
Troy at Oregon
California at USC
UMass Lowell at Washington

Monday, Nov. 18

Miami (Ohio) at Michigan
UT Rio Grande Valley at Wisconsin

Tuesday, Nov. 19

Rider at Iowa
Canisius at Maryland
Samford at Michigan State
Cleveland State at Minnesota
Montana State at Northwestern
Evansville at Ohio State
Purdue at Marquette

Wednesday, Nov. 20

Illinois vs. Alabama (Birmingham, Ala.)
Purdue Fort Wayne at Penn State (Sunshine Slam)
Merrimack at Rutgers
Idaho State at UCLA
San Jose State at USC

Thursday, Nov. 21

UNC Greensboro at Indiana
Tarleton State at Michigan
Oregon at Oregon State

Friday, Nov. 22

Iowa vs. Utah State (Kansas City, Mo.)
Nebraska at Creighton
Pepperdine at Northwestern
Campbell at Ohio State
Cal State Fullerton at UCLA
Alcorn State at Washington
Wisconsin vs. Central Florida (White Sulphur Springs, W. Va.)

Saturday, Nov. 23

Maryland-Eastern Shore at Illinois
Marshall at Purdue

Sunday, Nov. 24

Maryland vs. Villanova (Newark, N.J.)
Rutgers at Kennesaw State
Grambling at USC
Wisconsin vs. LSU/Pitt (White Sulphur Springs, W. Va.)

Monday, Nov. 25

Little Rock at Illinois
Michigan vs. Virginia Tech (Ft. Myers, Fla.)
Michigan State vs. Colorado (Maui, Hawaii)
Central Michigan at Minnesota
Green Bay at Ohio State
Penn State vs. Fordham (Daytona Beach, Fla.)

Tuesday, Nov. 26

USC Upstate at Iowa
Michigan State vs. UConn/Memphis (Maui, Hawaii)
Oregon vs. Texas A&M (Las Vegas, Nev.)
Penn State vs. Clemson/San Francisco (Daytona Beach, Fla.)
Rutgers vs. Notre Dame (Las Vegas, Nev.)
Southern Utah at UCLA

Wednesday, Nov. 27

Indiana vs. Louisville (Paradise Islands, Bahamas)
Bucknell at Maryland
Michigan at Ft. Myers Tip-Off (Ft. Myers, Fla.)
Michigan State at Maui Invitational (Maui, Hawaii)
South Dakota at Nebraska
Oregon vs. San Diego State (Las Vegas, Nev.)
Rutgers vs. Alabama (Las Vegas, Nev.)

Thursday, Nov. 28

Illinois vs. Arkansas (Kansas City, Mo.)
Indiana at Gonzaga/West Virginia (Paradise Islands, Bahamas)
Minnesota vs. Wichita State (Orlando, Fla.)
Northwestern vs. Butler (Tempe, Ariz.)
Purdue vs. North Carolina State (San Diego, Calif.)
USC vs. Saint Mary's (Calif.) (Palm Desert, Calif.)
Washington vs. Colorado State (Palm Springs, Calif.)

Friday, Nov. 29

Indiana at Battle 4 Atlantis Paradise Islands, Bahamas
Minnesota at ESPN Events Invitational (Orlando, Fla.)
Northwestern vs. Mississippi State/UNLV (Tempe, Ariz.)
Pitt at Ohio State
Purdue vs. BYU/Ole Miss (San Diego, Calif.)
USC vs. Arizona State/New Mexico (Palm Desert, Calif.)
Washington vs. TCU/Santa Clara (Palm Springs, Calif.)

Saturday, Nov. 30

Oregon vs. Creighton (Las Vegas, Nev.)
Rutgers vs. Houston (Las Vegas, Nev.)
Chicago State at Wisconsin

Sunday, Dec. 1

Alcorn State at Maryland
Bethune-Cookman at Minnesota
North Florida at Nebraska
Buffalo at Penn State

Tuesday, Dec. 3

Northwestern at Iowa
Washington at UCLA
Michigan at Wisconsin
Sam Houston at Indiana

Wednesday, Dec. 4

Ohio State at Maryland
Michigan State at Minnesota
Oregon at USC

Thursday, Dec. 5

Purdue at Penn State

Friday, Dec. 6

Illinois at Northwestern
Miami (Ohio) at Indiana

Saturday, Dec. 7

Iowa at Michigan
Nebraska at Michigan State
Rutgers at Ohio State
USC at Washington
Wisconsin at Marquette

Sunday, Dec. 8

Maryland at Purdue
UCLA at Oregon

Monday, Dec. 9

Minnesota at Indiana

Tuesday, Dec. 10

Wisconsin at Illinois
Penn State at Rutgers
Michigan vs. Arkansas (New York, N.Y.)
Eastern Washington at Washington

Wednesday, Dec. 12

Iowa State at Iowa

Friday, Dec. 13

Indiana at Nebraska

Saturday, Dec. 14

Tennessee at Illinois
Ohio State vs. Auburn (Atlanta, Ga.)
Coppin State at Penn State
Purdue vs. Texas A&M (Indianapolis Ind.)
Seton Hall at Rutgers
UCLA at Arizona (Phoenix, Ariz.)
Wisconsin vs. Butler (Indianapolis Ind.)

Sunday, Dec. 15

New Orleans at Iowa
Northwestern vs. Georgia Tech (Milwaukee, Wis.)
Stephen F. Austin at Oregon
Montana State at USC

Tuesday, Dec. 17

Saint Francis at Maryland
Michigan State vs. Oakland (Detroit, Mich.)
Valparaiso at Ohio State
Prairie View A&M at UCLA

Wednesday, Dec. 18

Michigan vs. Oklahoma (Charlotte, N.C.)
Cal State Northridge at USC
Washington State at Washington

Saturday, Dec. 21

Chattanooga at Indiana
Iowa vs. Utah (Sioux Falls, S.D.)
Maryland vs. Syracuse (Brooklyn, N.Y.)
Florida Atlantic at Michigan State
FDU at Minnesota
DePaul at Northwestern
Ohio State vs. Kentucky (New York, N.Y.)
Oregon vs. Stanford (San Jose, Calif.)
Penn State at Drexel
Purdue vs. Auburn (Birmingham, Ala.)
Rutgers vs. Princeton (Newark, N.J.)
UCLA vs North Carolina (New York, N.Y.)

Sunday, Dec. 22

Illinois vs. Missouri (St. Louis, Mo.)
Purdue Fort Wayne at Michigan
Nebraska vs. Murray State (Honolulu, Hawaii)
Southern at USC
Detroit Mercy at Wisconsin

Monday, Dec. 23

Seattle at Washington
Nebraska at Diamond Head Classic (Honolulu, Hawaii)

Wednesday, Dec. 25

Nebraska at Diamond Head Classic (Honolulu, Hawaii)

Saturday, Dec. 28

Maryland-Eastern Shore at Maryland
Nebraska at Diamond Head Classic (Honolulu, Hawaii)
UCLA vs. Gonzaga (Intuit Dome, Inglewood, Calif.)

Sunday, Dec. 29

Chicago State at Illinois
Winthrop at Indiana
Western Kentucky at Michigan
Morgan State at Minnesota
Northeastern at Northwestern
Indiana State at Ohio State
Weber State at Oregon
Penn at Penn State
Toledo at Purdue
NJIT at Washington

Monday, Dec. 30

New Hampshire at Iowa
Western Michigan at Michigan State
Southern at Nebraska
Columbia at Rutgers

Thursday, Jan. 2

Rutgers at Indiana
Purdue at Minnesota
Illinois at Oregon
Northwestern at Penn State
Maryland at Washington

Friday, Jan. 3

Michigan State at Ohio State
Iowa at Wisconsin

Saturday, Jan. 4

UCLA at Nebraska
Michigan at USC

Sunday, Jan. 5

Maryland at Oregon
Indiana at Penn State
Northwestern at Purdue
Illinois at Washington

Monday, Jan. 6

Ohio State at Minnesota
Wisconsin at Rutgers

Tuesday, Jan. 7

Nebraska at Iowa
Michigan at UCLA

Wednesday, Jan. 8

Penn State at Illinois
USC at Indiana

Thursday, Jan. 9

Washington at Michigan State
Oregon at Ohio State
Purdue at Rutgers

Friday, Jan. 10

UCLA at Maryland
Minnesota at Wisconsin

Saturday, Jan. 11

USC at Illinois
Indiana at Iowa

Sunday, Jan. 12

Michigan State at Northwestern
Washington at Michigan
Oregon at Penn State
Nebraska at Purdue

Monday, Jan. 13

Minnesota at Maryland
UCLA at Rutgers

Tuesday, Jan. 14

Illinois at Indiana
Iowa at USC
Ohio State at Wisconsin

Wednesday, Jan. 15

Penn State at Michigan State
Purdue at Washington

Thursday, Jan. 16

Michigan at Minnesota
Rutgers at Nebraska
Maryland at Northwestern

Friday, Jan. 17

Indiana at Ohio State
Iowa at UCLA

Saturday, Jan. 18

Purdue at Oregon
Wisconsin at USC

Sunday, Jan. 19

Nebraska at Maryland
Northwestern at Michigan
Illinois at Michigan State

Monday, Jan. 20

Rutgers at Penn State

Tuesday, Jan. 21

Minnesota at Iowa
Washington at Oregon
Ohio State at Purdue
Wisconsin at UCLA

Wednesday, Jan. 22

USC at Nebraska
Indiana at Northwestern

Thursday, Jan. 23

Maryland at Illinois

Friday, Jan. 24

Penn State at Iowa
Michigan at Purdue
UCLA at Washington

Saturday, Jan. 25

Oregon at Minnesota
Michigan State at Rutgers

Sunday, Jan. 26

Northwestern at Illinois
Maryland at Indiana
Nebraska at Wisconsin

Monday, Jan. 27

Penn State at Michigan
Iowa at Ohio State
UCLA at USC

Tuesday, Jan. 28

Minnesota at Michigan State

Wednesday, Jan. 29

Wisconsin at Maryland
Rutgers at Northwestern

Thursday, Jan. 30

Illinois at Nebraska
Ohio State at Penn State
Oregon at UCLA

Friday, Jan. 31

Indiana at Purdue

Saturday, Feb. 1

Washington at Minnesota
Wisconsin at Northwestern
Michigan at Rutgers
Michigan State at USC

Sunday, Feb. 2

Ohio State at Illinois
Nebraska at Oregon

Tuesday, Feb. 4

Purdue at Iowa
USC at Northwestern
Minnesota at Penn State
Michigan State at UCLA
Indiana at Wisconsin

Wednesday, Feb. 5

Oregon at Michigan
Illinois at Rutgers
Nebraska at Washington

Thursday, Feb. 6

Maryland at Ohio State

Friday, Feb. 7

USC at Purdue

Saturday, Feb. 8

Michigan at Indiana
Wisconsin at Iowa
Oregon at Michigan State
Illinois at Minnesota
Penn State at UCLA
Northwestern at Washington

Sunday, Feb. 9

Rutgers at Maryland
Ohio State at Nebraska

Tuesday, Feb. 11

UCLA at Illinois
Purdue at Michigan
Indiana at Michigan State
Northwestern at Oregon
Penn State at USC

Wednesday, Feb. 12

Washington at Ohio State
Iowa at Rutgers

Thursday, Feb. 13

Maryland at Nebraska

Friday, Feb. 14

UCLA at Indiana

Saturday, Feb. 15

Michigan State at Illinois
Washington at Penn State
Wisconsin at Purdue
Minnesota at USC

Sunday, Feb. 16

Iowa at Maryland
Nebraska at Northwestern

Michigan at Ohio State

Rutgers at Oregon

Tuesday, Feb. 18

Purdue at Michigan State
Minnesota at UCLA
Illinois at Wisconsin

Wednesday, Feb. 19

Oregon at Iowa
Nebraska at Penn State
Rutgers at Washington

Thursday, Feb. 20

USC at Maryland
Northwestern at Ohio State

Friday, Feb. 21

Michigan State at Michigan

Saturday, Feb. 22

Washington at Iowa
Penn State at Minnesota
Oregon at Wisconsin
Illinois vs. Duke (New York, N.Y.)

Sunday, Feb. 23

Purdue at Indiana
USC at Rutgers
Ohio State at UCLA

Monday, Feb. 24

Michigan at Nebraska

Tuesday, Feb. 25

Iowa at Illinois
Northwestern at Minnesota
Washington at Wisconsin

Wednesday, Feb. 26

Penn State at Indiana
Michigan State at Maryland
Ohio State at USC

Thursday, Feb. 27

Rutgers at Michigan

Friday, Feb. 28

Iowa at Northwestern
UCLA at Purdue

Saturday, March 1

Minnesota at Nebraska
USC at Oregon
Maryland at Penn State
Indiana at Washington

Sunday, March 2

Illinois at Michigan
Wisconsin at Michigan State

Monday, March 3

UCLA at Northwestern

Tuesday, March 4

Nebraska at Ohio State
Indiana at Oregon
Rutgers at Purdue

Wednesday, March 5

Maryland at Michigan
Wisconsin at Minnesota
Washington at USC

Thursday, March 6

Michigan State at Iowa

Friday, March 7

Purdue at Illinois

Saturday, March 8

Ohio State at Indiana
Northwestern at Maryland
USC at UCLA
Penn State at Wisconsin

Sunday, March 9

Michigan at Michigan State
Iowa at Nebraska
Minnesota at Rutgers
Oregon at Washington

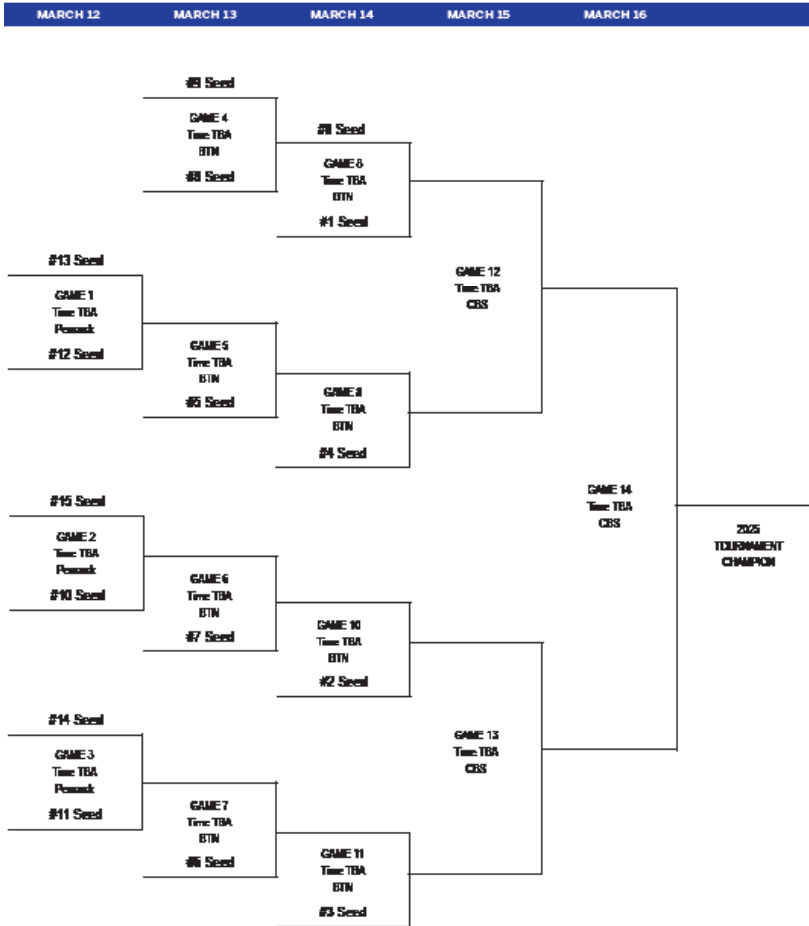
Wednesday, March 12-Sunday, March 16

Big Ten Tournament
Gainbridge Fieldhouse, Indianapolis, Ind.

2025 BIG TEN TOURNAMENT

Gainbridge Fieldhouse
Indianapolis, Ind.

Wednesday, March 12 - Sunday, March 16



2025 Big Ten Conference Men's and Women's Basketball Procedures for Tournament Seeding

Tiebreaker Procedures for Tournament Seeding

- Teams shall be seeded No. 1 through No. 15 in the tournament bracket based on the final regular-season Conference standings.
- A team's seed shall correspond to its regular-season finish (i.e., the champion shall be the No. 1 seed, the runnerup the No. 2 seed, etc.).
- Teams that finished Nos. 1, 2, 3 and 4 in the regular-season shall receive a "bye" through the first two rounds.
- In case of a tie for any place finish in the regular-season standings, the following tiebreaking procedure shall be followed in order to seed teams in the tournament bracket:

A. Ties Involving Two Teams:

- Results of head-to-head competition during the regular season.
- Each team's record vs. the team occupying the highest position in the final regular season standings (or in the case of a tie for the championship, the next highest position in the regular-season standings), continuing down through the standings until one team gains an advantage.
 - When arriving at another pair of tied teams while comparing records, use each team's record against the collective tied teams as a group (prior to their own tiebreaking procedures), rather than the performance against the individual tied teams.
 - When comparing records against a single team or a group of teams, the higher winning percentage shall prevail, even if the number of games played against the team or group are unequal (i.e., 2-0 is better than 3-1, but 2-0 is not better than 1-0 or 0-0).
- Won-loss percentage of all Division I opponents.
- Highest NET ranking of the teams. NET rankings that are released on the last Friday of the regular season will be utilized.

B. Ties Involving more than Two Teams:

- Results of head-to-head competition during the regular season.
 - When comparing records against the tied teams, teams will be seeded based on winning percentage head-to-head among the group, even if the number of games played against the team or group are unequal (i.e., 2-0 is better than 3-1, but 2-0 is not better than 1-0 or 0-0). If all teams among the group are separated based on winning percentage, all ties are broken. Ties shall be considered separated when a team(s) emerges from the top, middle or bottom of the group and is awarded a seed(s).
 - Once a seed is awarded, all remaining tied teams shall restart the tiebreak process at the first criteria (e.g. if there is a four-team tie, one team is 4-0, another is 3-1 and the last two are 2-2 among the group, the two teams that are 2-2 move to step a (head-to-head) and the teams that are 4-0 and 3-1 assume the next two available highest seeds).
- If the remaining teams are still tied, then each tied team's record shall be compared to the team occupying the highest position in the final regular-season standings, continuing down through the standings until one team gains an advantage.
 - When arriving at another pair of tied teams while comparing records, use each team's record against the collective tied teams as a group (prior to their own tiebreaking procedures), rather than the performance against the individual tied teams.
 - When comparing records against a single team or group of teams, the higher winning percentage shall prevail, even if the number of games played against the team or group are unequal (i.e., 2-0 is better than 3-1, but 2-0 is not better than 1-0 or 0-0).
- Won-loss percentage of Division I opponents.
- Highest NET ranking of the teams. NET rankings that are released on the last Friday of the regular season will be utilized.

2023-24 SEASON IN REVIEW

STANDINGS

School	Conf.	Pct.	Overall	Pct.	PF-PA	Home	Away	Neutral	Streak
Purdue ^A	17-3	.850	34-5	.872	3211-2691	16-0	7-3	11-2	8-2
Illinois*	14-6	.700	29-9	.763	3168-2787	15-3	6-5	8-1	8-2
Nebraska	12-8	.600	23-11	.676	2643-2411	18-1	3-8	2-2	7-3
Northwestern	12-8	.600	22-12	.647	2493-2348	15-2	4-7	3-3	5-5
Wisconsin	11-9	.550	22-14	.611	2688-2520	14-3	3-9	5-2	5-5
Indiana	10-10	.500	19-14	.576	2386-2452	13-5	4-6	2-3	5-5
Michigan State	10-10	.500	20-15	.571	2551-2312	14-4	3-7	3-4	4-6
Iowa	10-10	.500	19-15	.559	2827-2700	13-4	4-9	2-2	5-5
Ohio State	9-11	.450	22-14	.611	2718-2528	15-5	2-8	5-1	7-3
Minnesota	9-11	.450	19-15	.559	2550-2444	16-4	3-9	0-2	4-6
Penn State	9-11	.450	16-17	.485	2478-2422	13-4	2-8	1-5	4-6
Maryland	7-13	.350	16-17	.485	2278-2174	11-6	4-8	1-3	3-7
Rutgers	7-13	.350	15-17	.469	3211-2691	12-5	3-9	0-3	3-7
Michigan	3-17	.150	8-24	.250	2334-2528	5-10	2-10	1-4	1-9

NCAA Tournament Teams in Bold

^ABig Ten Champion

^BBig Ten Tournament Champion

IN THE POLLS - AP/USA TODAY

WEEK-BY-WEEK AP/USA TODAY POLLS

Wk.	ILL	IND	IOWA	MD	MICH	MSU	MINN	NEB	NU	OSU	PSU	PUR	RU	WIS
Pre.	25/RV	R/RV	-/-	R/RV	-/-	4/4	-/-	-/-	-/-	-/RV	-/-	3/2	-/-	R/RV
11/13	23/23	-/-	-/-	R/RV	18/19	-/-	-/-	-/-	-/-	-/-	-/-	2/2	-/-	R/RV
11/20	RV/22	-/-	-/RV	-/-	RV/-	21/19	-/-	-/-	-/-	-/-	-/-	2/2	-/-	-/-
11/27	24/24	-/-	-/-	-/-	-/-	RV/25	-/-	RV/-	-/-	-/RV	-/-	1/1	-/-	-/-
12/4	20/18	-/-	-/-	-/-	-/-	R/RV	-/-	-/-	R/RV	RV/25	-/-	4/4	-/-	23/RV
12/11	16/16	-/RV	-/-	-/-	-/-	-/-	-/-	-/-	25/RV	R/RV	-/-	34	-/-	23/23
12/18	13/11	-/-	-/-	-/-	-/-	R/RV	-/-	-/RV	RV/-	R/RV	-/-	1/1	-/-	24/24
12/26	11/11	-/RV	-/-	-/-	-/-	R/RV	-/-	-/-	RV/-	R/RV	-/-	1/1	-/-	23/23
1/1	9/8	-/-	-/-	-/-	-/-	R/RV	-/-	-/RV	RV/-	R/RV	-/-	1/1	-/-	21/20
1/8	10/10	-/-	-/-	-/-	-/-	R/RV	-/-	-/-	R/RV	-/RV	-/-	1/1	-/-	15/15
1/15	14/14	-/-	-/-	-/-	-/-	-/-	-/-	-/RV	-/-	-/-	-/-	2/2	-/-	11/8
1/22	10/11	-/-	-/-	-/-	-/-	R/RV	-/-	-/-	-/-	-/-	-/-	2/2	-/-	13/10
1/29	14/14	-/-	-/-	-/-	-/-	-/-	-/-	-/-	R/RV	-/-	-/-	2/2	-/-	6/6
2/5	10/12	-/-	-/-	-/-	-/-	R/RV	-/-	-/-	-/RV	-/-	-/-	2/2	-/-	11/9
2/12	14/14	-/-	-/-	-/-	-/-	R/RV	-/-	-/-	R/RV	-/-	-/-	2/2	-/-	20/21
2/19	12/12	-/-	-/-	-/-	-/-	R/RV	-/-	-/-	-/-	-/-	-/-	3/3	-/-	R/RV
2/26	13/16	-/-	-/-	-/-	-/-	-/-	-/-	R/RV	R/RV	-/-	-/-	2/3	-/-	R/RV
3/4	12/12	-/-	-/-	-/-	-/-	-/-	-/-	-/RV	-/RV	-/-	-/-	3/3	-/-	-/-
3/11	13/14	-/-	-/-	-/-	-/-	-/-	-/-	R/RV	-/RV	-/-	-/-	3/3	-/-	-/-
3/18	10/10	-/-	-/-	-/-	-/-	-/RV	-/-	R/RV	-/-	-/-	-/-	3/3	-/-	23/24
4/9	6/7	-/-	-/-	RV/-	-/-	R/RV	-/-	-/-	R/RV	-/-	-/-	2/2	RV/-	R/RV

rv—receiving votes

2023-24 ATTENDANCE

School	Home-Total	Avg.	Away-Total	Avg.	Neutral-Total	Avg.	Games-Total	Avg.
Illinois	18-269,827	14,990	11-143,979	13,089	9-150,063	16,674	38-563,869	14,839
Indiana	18-296,427	16,468	10-126,810	12,681	5-63,721	12,744	33-486,958	14,756
Iowa	17-169,338	9,961	13-160,928	12,379	4-34,536	8,634	34-364,802	10,729
Maryland	17-225,805	13,283	12-129,300	10,775	4-29,498	7,375	33-384,603	11,655
Michigan	15-172,437	11,496	12-145,687	12,141	5-21,640	4,328	32-339,764	10,618
Michigan St.	18-266,346	14,797	10-129,680	12,968	7-102,770	14,681	35-498,796	14,251
Minnesota	20-162,795	8,140	12-140,193	11,683	2-16,180	8,090	34-319,168	9,387
Nebraska	19-277,338	14,597	11-127,854	11,623	4-43,498	10,875	34-448,690	13,197
Northwestern	17-96,964	5,704	11-136,889	12,444	6-67,245	11,208	34-301,098	8,856
Ohio St.	20-218,751	10,938	10-115,416	11,542	6-58,624	9,771	36-392,791	10,911
Penn St.	17-141,170	8,304	10-126,564	12,656	6-45,220	7,537	33-312,954	9,483
Purdue	16-238,017	14,876	10-138,804	13,880	13-282,770	21,752	39-659,591	16,913
Rutgers	17-136,000	8,000	12-148,791	12,399	3-23,651	7,884	32-308,442	9,639
Wisconsin	17-264,516	15,560	12-152,417	12,701	7-77,723	11,103	36-494,656	13,740
Total	246-2,935,731	11,934	156-1,923,312	12,329	81-1,017,139	12,557	483-5,876,182	12,166

• The Big Ten's average attendance led the nation for the 45th straight season with a total of 2,979,661 in 2021-22

NCAA TOURNAMENT

FIRST ROUND

Thursday, March 21

West Region

#8 MICHIGAN STATE 69, #9 Mississippi State 51 -

East Region

#3 ILLINOIS 85, #14 Morehead State 69

Friday, March 22

Midwest Region

#1 PURDUE 78, #16 Grambling 50

East Region

#9 NORTHWESTERN 78, #8 Florida Atlantic 65 OT

South Region

#9 Texas A&M 98, #8 NEBRASKA 83

#12 James Madison 72, #5 WISCONSIN 61

SECOND ROUND

Saturday, March 23

East Region

#3 ILLINOIS 89, #11 Duquesne 63

West Region

#1 North Carolina 85, #8 MICHIGAN STATE 69

Sunday, March 24

Midwest Region

#1 PURDUE 106, #8 Utah State 67

East Region

#1 Connecticut 75, #9 NORTHWESTERN 58

SWEET SIXTEEN & ELITE EIGHT

Thursday/Saturday, March 28 & 30

East Region

#3 ILLINOIS 72, #2 Iowa State 69 (Sweet 16)

#1 Connecticut 77, #3 ILLINOIS 52 (Elite Eight)

Friday/Sunday, March 29 & 31

Midwest Region

#1 PURDUE 80, #5 Gonzaga 68 (Sweet 16)

#1 PURDUE 72, #2 Tennessee 66 (Elite Eight)

Saturday, April 6

FINAL FOUR

#1 PURDUE 63, #11 North Carolina State 50

Monday, April 8

NATIONAL CHAMPIONSHIP

#1 Connecticut 75, #1 PURDUE 60

NATIONAL INVITATION TOURNAMENT

Tuesday, March 19

First Round

#2 OHIO STATE 88, Cornell 83

#3 IOWA 91, Kansas State 82

MINNESOTA 73, #4 Butler 72 OT

Saturday, March 23

Second Round

#2 OHIO STATE 81, #3 Virginia Tech 73

Sunday, March 24

Second Round

#1 Indiana State 76, MINNESOTA 64

#2 Utah 91, #3 IOWA 82

Tuesday, March 26

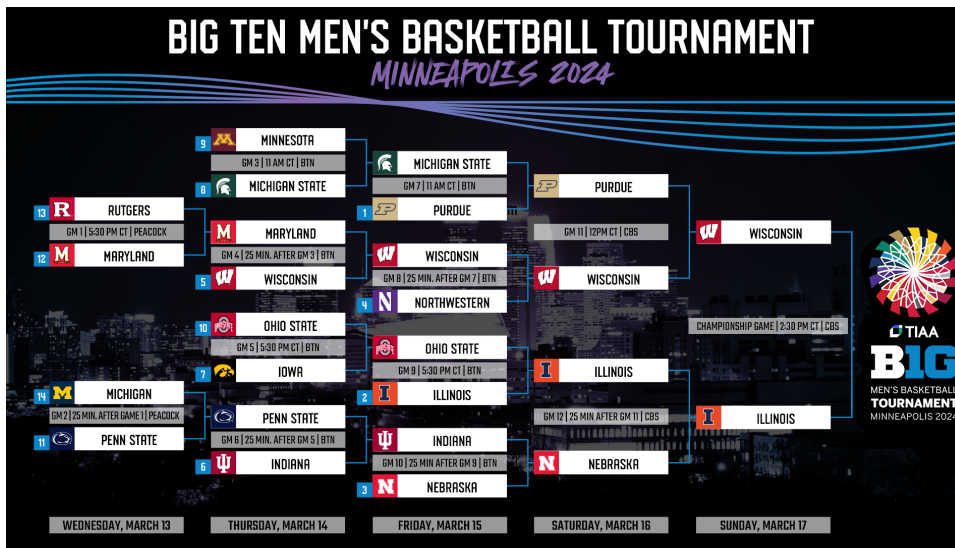
Quarterfinals

#3 Georgia 79, #2 OHIO STATE 77

2023-24 SEASON IN REVIEW

BIG TEN MEN'S BASKETBALL TOURNAMENT

MINNEAPOLIS 2024



POSTSEASON AWARDS

Player of the Year

AP: Zach Edey, Purdue
 NABC: Zach Edey, Purdue
 Naismith Award: Zach Edey, Purdue
 Sporting News: Zach Edey, Purdue
 Oscar Robertson Award (USBWA): Zach Edey, Purdue
 Wooden Award: Zach Edey, Purdue
 CBS Sports Player of the Year: Zach Edey, Purdue
 Lefty Driesell National Defensive Player of the Year Award – Boo Buie, Northwestern

Consensus Player of the Year

Zach Edey, Purdue

All-Americans

AP: Zach Edey, Purdue (1st Team); Terrence Shannon Jr., Illinois (3rd); Boo Buie, Northwestern (Honorable Mention); Braden Smith, Purdue (Honorable Mention)

NABC: Zach Edey, Purdue (1st Team)

Sporting News: Zach Edey, Purdue (1st Team)

USBWA: Zach Edey, Purdue (1st Team); Terrence Shannon Jr., Illinois (Honorable Mention); Boo Buie, Northwestern (Honorable Mention)

John R. Wooden Award® Presented by Wendy's® All American Team™: Zach Edey, Purdue

Consensus All-America

Zach Edey, Purdue (1st Team)

Positional Awards

NABC Pete Newell Big Man of the Year: Zach Edey, Purdue
 Naismith Hall of Fame Kareem Abdul-Jabbar Award: Zach Edey, Purdue

NCAA Tournament All-Region Teams

Midwest Regional: Zach Edey, Purdue (Most outstanding Player); Braden Smith, Purdue

NABC - Reese's All-Star Game Participants

Jahmir Young, Maryland; Jamison Battle, Ohio State; Keisei Tominaga, Nebraska

NABC All-Region 7

Coach of the Year: Fred Hoiberg, Nebraska
 1st Team: Terrence Shannon Jr., Illinois; Jahmir Young, Maryland; Tyson Walker, Michigan State; Boo Buie, Northwestern; Zach Edey, Purdue
 2nd Team: Marcus Domask, Illinois; Dawson Garcia, Minnesota; Ace Baldwin Jr., Penn State; Braden Smith, Purdue; AJ Storr, Wisconsin

College Sports Communicators Academic All-District

Marcus Domask, Luke Goode, Illinois; Payton Sandfort, Iowa; Parker Fox, Minnesota; Sam Hoiberg, Nebraska; Nick Martinelli, Northwestern; Jamison Battle, Evan Mahaffey, Ohio State

College Sports Communicators Academic All-America

Marcus Domask, Illinois (1st Team); Payton Sandfort, Iowa (2nd Team); Jamison Battle, Ohio State (3rd Team)

ACADEMIC ALL-BIG TEN

ILLINOIS
 Luke Goode
 AJ Redd
 Niccolo Moretti

INDIANA
 Kaleb Banks
 Shaan Burke
 CJ Gunn
 Anthony Leal

IOWA
 Josh Dix
 Riley Mulvey
 Payton Sandfort
 Carter Kingsury
 Luc Laketa

MICHIGAN
 Ian Burns
 Youssef Khayat
 Jaelin Llewellyn
 Jackson Selvala
 Cooper Smith
 Will Tschetter
 Terrance Williams II

MICHIGAN STATE
 Jaden Akins
 Carson Cooper
 Malik Hall
 Tre Holloman
 Jaxon Kohler
 Nick Sander
 Mady Sissoko
 Tyson Walker

MINNESOTA
 Braeden Carrington
 Parker Fox
 Dawson Garcia
 Isaiah Ihnen
 Joshua Ola-Joseph
 Pharrel Payne
 Jackson Purcell
 Will Ramberg

NEBRASKA
 Henry Burt
 Jeffrey Grace III
 Sam Hoiberg
 Cale Jacobsen
 Jamarques Lawrence
 Keisei Tominaga
 C.J. Wilcher

NORTHWESTERN
 Brooks Barnhizer
 Ty Berry
 Boo Buie
 Luke Hunger
 Gustave Hurlburt
 Nicholas Martinelli
 Blake Smith

OHIO STATE
 Colby Baumann
 Kalen Etzler
 Bowen Hardman
 Felix Okpara
 Bruce Thornton

PENN STATE
 Andrew Christos Jr.
 Daniel Conlan

PURDUE
 Carson Barrett
 Caleb Furst
 Mason Gillis
 Camden Heide
 Lance Jones
 Trey Kaufman-Renn
 Sam King
 Fletcher Loyer
 Chase Martin
 Brian Waddell

RUTGERS
 Antonio Chol
 Audre Hyatt
 Mawot Mag
 Clifford Omoruyi
 Oskar Palmquist
 Aiden Terry
 Antwone Woolfolk

WISCONSIN
 Steven Crowl
 Isaac Gard
 Markus Ilver
 Isaac Linsdey
 Kamari McGee
 Tyler Wahl

2023-24 SEASON IN REVIEW

ALL-BIG TEN TEAMS

As selected by Big Ten Coaches

PLAYER OF THE YEAR

Zach Edey, Purdue

CO-DEFENSIVE PLAYERS OF THE YEAR

Ace Baldwin, Penn State

CO-FRESHMEN OF THE YEAR

Mackenzie Mgbako, Indiana
Owen Freeman, Iowa

SIXTH MAN OF THE YEAR

Mason Illis, Purdue

COACH OF THE YEAR

Fred Hoiberg, Nebraska
Matt Painter, Purdue

HOWARD MOORE ASSISTANT

COACH OF THE YEAR AWARD

Brandon Brabttley, Purdue

FIRST TEAM

Marcus Domask, Illinois
Terrence Shannon Jr., Illinois
BOO BUIE, Northwestern
ZACH EDEY, Purdue
Braden Smith, Purdue

SECOND TEAM

Tony Perkins, Iowa
Jahmir Young, Maryland
Tyson Walker, Michigan State
Keisei Tominaga, Nebraska
AJ Storr, Wisconsin

THIRD TEAM*

Kel'el Ware, Indiana
Payton Sandfort, Iowa
Dawson Garcia, Minnesota
Rienk Mast, Nebraska
Brooks Barnhizer, Northwestern
Ace Baldwin, Jr., Penn State

HONORABLE MENTION

Coleman Hawkins, Illinois
Malik Reneau, Indiana
Owen Freeman, Iowa
Donta Scott, Maryland
Julian Reese, Maryland
Malik Hall, Michigan State
A.J. Hoggard, Michigan State
Elijah Hawkins, Minnesota
Jamison Battle, Ohio State
Bruce Thornton, Ohio State
Zach Hicks, Penn State
Nick Kern Jr., Penn State
Qudus Wahab, Penn State
Mason Gillis, Purdue
Lance Jones, Purdue
Fletcher Loyer, Purdue
Clifford Omoruyi, Rutgers
Chucky Hepburn, Wisconsin
Tyler Wahl, Wisconsin

ALL-FRESHMAN TEAM

Mackenzie Mgbako, Indiana
Owen Freeman, Iowa
DeShawn Harris-Smith, Maryland
Cam Christie, Minnesota
John Blackwell, Wisconsin

ALL-DEFENSIVE TEAM*

Kel'el Ware, Indiana
Brooks Barnhizer, Northwestern
Ace Baldwin Jr., Penn State
Zach Edey, Purdue
Cliff Omoruyi, Rutgers
Chucky Hepburn, Wisconsin

Unanimous selections in ALL CAPS

*Additional honorees due to ties

As selected by Media Voting Panel

PLAYER OF THE YEAR

Zach Edey, Purdue

FRESHMAN OF THE YEAR

Owen Freeman, Iowa

COACH OF THE YEAR

Fred Hoiberg, Nebraska
Matt Painter, Purdue

FIRST TEAM*

Terrence Shannon Jr., Illinois
Jahmir Young, Maryland
BOO BUIE, Northwestern
ZACH EDEY, Purdue
Braden Smith, Purdue

SECOND TEAM

Marcus Domask, Illinois
Kel'el Ware, Indiana
Tyson Walker, Michigan State
Dawson Garcia, Minnesota
AJ Storr, Wisconsin

THIRD TEAM

Coleman Hawkins, Illinois
Payton Sandfort, Iowa
Keisei Tominaga, Nebraska
Bruce Thornton, Ohio State
Ace Baldwin Jr., Penn State

HONORABLE MENTION

Malik Reneau, Indiana
Josh Dix, Iowa
Owen Freeman, Iowa
Ben Krikke, Iowa
Tony Perkins, Iowa
Julian Reese, Maryland
Malik Hall, Michigan State
A.J. Hoggard, Michigan State
Elijah Hawkins, Minnesota
Rienk Mast, Nebraska
Brooks Barnhizer, Northwestern
Jamison Battle, Ohio State
Clifford Omoruyi, Rutgers
Lance Jones, Purdue
Fletcher Loyer, Purdue

Unanimous selections in ALL CAPS

2023-24 BIG TEN SPORTSMANSHIP AWARD HONOREES

Quincy Guerrier, Illinois
Trey Galloway, Indiana
Ben Krikke, Iowa
Jahmir Young, Maryland
Will Tschetter, Michigan
Davis Smith, Michigan State
Parker Fox, Minnesota
Josiah Allick, Nebraska
Ty Berry, Northwestern
Owen Spencer, Ohio State
Puff Johnson, Penn State
Chase Martin, Purdue
Oskar Palmquist, Rutgers
Chris Hodges, Wisconsin

WEEKLY AWARDS

Big Ten Players of the Week

Nov. 13 P: Dawson Garcia, Minnesota
F: Owen Freeman, Iowa
Nov. 20 P: Ben Krikke, Iowa
F: Owen Freeman, Iowa
Nov. 27 P: Zach Edey, Purdue
F: John Blackwell, Wisconsin
Dec. 4 P: Boo Buie, Northwestern
F: Owen Freeman, Iowa
Dec. 11 P: Zach Edey, Purdue
F: John Blackwell, Wisconsin
Dec. 18 P: Fletcher Loyer, Purdue
F: Owen Freeman, Iowa
Jan. 2 P: Jahmir Young, Maryland
F: Mackenzie Mgbako, Indiana
Jan. 8 P: Marcus Domask, Illinois
F: Owen Freeman, Iowa
Jan. 15 P: Jahmir Young, Maryland
F: Owen Freeman, Iowa
Jan. 22 P: Zach Edey, Purdue
F: John Blackwell, Wisconsin
Jan. 29 P: Boo Buie, Northwestern
F: Owen Freeman, Iowa
Feb. 5 P: Zach Edey, Purdue
F: Cam Christie, Minnesota
Feb. 12 P: Jeremiah Williams, Rutgers
F: Owen Freeman, Iowa
Feb. 19 P: Terrence Shannon Jr., Illinois
F: Owen Freeman, Iowa
Feb. 26 P: Zach Edey, Purdue
F: Mackenzie Mgbako, Indiana
March 4 P: Payton Sandfort, Iowa
F: Cam Christie, Minnesota
March 11 P: Zach Edey, Purdue
F: John Blackwell, Wisconsin

Oscar Robertson National Player of the Week (USBWA)

Zach Edey, Purdue (11/28, 1/23)
Boo Buie, Northwestern (12/5, 1/30)
Fletcher Loyer, Purdue (12/19)
Marcus Domask, Illinois (1/9)

ESPN Team of the Week

Wisconsin (12/4)
Purdue (12/18)

ESPN Player of the Week

Boo Buie, Northwestern (12/4, 1/29)
Zach Edey, Purdue (12/11)

ESPN Win of the Week

#17 Illinois 98, #11/9 Florida Atlantic 89 (12/11)
Michigan State 88, #6 Baylor 64 (12/16)
Nebraska 88, #1 Purdue 72 (1/9)

ESPN Coach of the Week

Jake Diebler, Ohio State (2/19)

2023-24 INDIVIDUAL STATS - ALL GAMES

To be ranked, a player must appear in at least 75.0% of their team's games.

SCORING

##	Player-Team	G	FG	3FG	FT	Pts	Avg/G
1.	Zach Edey, Purdue	39	336	1	310	983	25.21
2.	Terrence Shannon Jr., Illinois	32	219	77	221	736	23.00
3.	Jahmir Young, Maryland	32	199	56	198	652	20.38
4.	Boo Buie, Northwestern	34	215	89	127	646	19.00
5.	Tyson Walker, Michigan State	34	238	64	85	625	18.38
6.	Dawson Garcia, Minnesota	31	187	29	142	545	17.58
7.	AJ Storr, Wisconsin	36	216	48	125	605	16.81
8.	Payton Sandfort, Iowa	34	180	94	102	556	16.35
9.	Dug McDaniel, Michigan	26	151	56	65	423	16.27
10.	Kel'el Ware, Indiana	30	188	17	85	478	15.93
11.	Marcus Domask, Illinois	38	216	41	130	603	15.87
12.	Bruce Thornton, Ohio State	35	181	58	130	550	15.71
13.	Malik Reneau, Indiana	33	198	15	97	508	15.39
14.	Jamison Battle, Ohio State	35	179	91	88	537	15.34
15.	Keisei Tominaga, Nebraska	32	169	76	70	484	15.13
16.	Olivier Nkamhoua, Michigan	26	154	27	49	384	14.77
17.	Brooks Barnhizer, Northwestern	34	173	40	111	497	14.62
18.	Ace Baldwin Jr., Penn State	33	146	48	128	468	14.18
19.	Tony Perkins, Iowa	34	163	23	126	475	13.97
20.	Ben Krikke, Iowa	34	186	6	91	469	13.79

REBOUNDING

##	Player-Team	G	OFF	DEF	TOT	Avg/G
1.	Zach Edey, Purdue	39	181	293	474	12.15
2.	Kel'el Ware, Indiana	30	63	233	296	9.87
3.	Julian Reese, Maryland	32	96	207	303	9.47
4.	Clifford Omoruyi, Rutgers	32	82	185	267	8.34
5.	Qudus Wahab, Penn State	33	88	169	257	7.79
6.	Rienk Mast, Nebraska	32	61	180	241	7.53
7.	Brooks Barnhizer, Northwestern	34	43	212	255	7.50
8.	Steven Crowl, Wisconsin	36	85	176	261	7.25
9.	Tarris Reed Jr., Michigan	32	81	149	230	7.19
10.	Olivier Nkamhoua, Michigan	26	49	136	185	7.12
11.	Dawson Garcia, Minnesota	31	52	155	207	6.68
12.	Owen Freeman, Iowa	34	81	144	225	6.62
13.	Payton Sandfort, Iowa	31	41	183	224	6.59
14.	Feliz Okpara, Ohio State	35	79	145	224	6.40
15.	Quincy Geurrier, Illinois	38	65	167	232	6.11
16.	Juwon Gary, Nebraska	28	62	108	170	6.07
17.	Pharrel Payne, Minnesota	32	77	117	194	6.06
18.	Coleman Hawkins, Illinois	35	48	164	212	6.06
19.	Malik Reneau, Indiana	33	59	138	197	5.97
20.	Braden Smith, Purdue	39	29	197	226	5.79

FIELD GOAL PCT (Min. 5.0 made per game)

##	Player-Team	G	FG	FGA	Pct
1.	Zach Edey, Purdue	39	336	539	.623
2.	Kel'el Ware, Indiana	30	188	321	.586
3.	Malik Reneau, Indiana	33	198	355	.558
4.	Ben Krikke, Iowa	34	186	340	.547
5.	Olivier Nkamhoua, Michigan	26	154	301	.512
6.	Dawson Garcia, Minnesota	31	187	385	.486
7.	Terrence Shannon Jr., Illinois	32	219	461	.475
8.	Jamison Battle, Ohio State	35	179	382	.469
9.	Keisei Tominaga, Nebraska	32	169	363	.466
10.	Marcus Domask, Illinois	38	216	477	.453
11.	Tyson Walker, Michigan State	34	238	530	.449
12.	Payton Sandfort, Iowa	34	180	404	.446
13.	Boo Buie, Northwestern	34	215	491	.438
14.	AJ Storr, Wisconsin	36	216	498	.434
15.	Brooks Barnhizer, Northwestern	34	173	403	.429

THREE-POINT FG PCT (Min. 2.5 made per game)

##	Player-Team	G	3FG	FGA	Pct
1.	Boo Buie, Northwestern	34	89	205	.434
2.	Jamison Battle, Ohio State	35	91	210	.433
3.	Payton Sandfort, Iowa	34	94	248	.379

FREE THROW PCT (Min. 2.5 made per game)

##	Player-Team	G	FTM	FTA	Pct
1.	Jamison Battle, Ohio State	35	88	95	.926
2.	Payton Sandfort, Iowa	34	102	112	.911
3.	Jahmir Young, Maryland	32	198	220	.900
4.	Marcus Domask, Illinois	38	130	149	.872
5.	Boo Buie, Northwestern	34	127	148	.858
6.	Bruce Thornton, Ohio State	35	130	153	.850
7.	Brice Williams, Nebraska	34	119	141	.844
8.	Roddy Gayle Jr., Ohio State	36	119	143	.832
9.	Ace Baldwin Jr., Penn State	33	128	155	.826
10.	Mackenzie Mgbako, Indiana	33	92	112	.821
11.	AJ Storr, Wisconsin	36	125	154	.812
12.	Dawson Garcia, Minnesota	31	142	177	.802
13.	Terrence Shannon Jr., Illinois	32	221	276	.801
14.	Tony Perkins, Iowa	34	126	160	.788
15.	Dug McDaniel, Michigan	26	65	84	.774

ASSISTS

##	Player-Team	G	Assists	Avg/G
1.	Braden Smith, Purdue	39	292	7.49
2.	Elijah Hawkins, Minnesota	33	247	7.48
3.	Ace Baldwin Jr., Penn State	33	199	6.03
4.	A.J. Hoggard, Michigan State	35	183	5.23
5.	Boo Buie, Northwestern	34	171	5.03
6.	Bruce Thornton, Ohio State	35	168	4.80
7.	Dug McDaniel, Michigan	26	121	4.65
8.	Tony Perkins, Iowa	34	158	4.65
9.	Trey Galloway, Indiana	31	143	4.61
10.	Jahmir Young, Maryland	32	135	4.22
11.	Marcus Domask, Illinois	38	150	3.95
12.	Chucky Hepburn, Wisconsin	35	137	3.91
13.	Roddy Gayle Jr., Ohio State	36	110	3.06
14.	Rienk Mast, Nebraska	32	95	2.97
15.	Derek Simpson, Rutgers	32	93	2.91

STEALS

##	Player-Team	G	Steals	Avg/G
1.	Ace Baldwin Jr., Penn State	33	88	2.67
2.	Chucky Hepburn, Wisconsin	35	73	2.09
3.	Tyson Walker, Michigan State	34	64	1.88
4.	Brooks Barnhizer, Northwestern	34	61	1.79
5.	Elijah Hawkins, Minnesota	33	54	1.64
6.	Braden Smith, Purdue	39	62	1.59
7.	Tony Perkins, Iowa	34	54	1.59
8.	Mike Mitchell Jr., Minnesota	34	51	1.50
9.	Coleman Hawkins, Illinois	35	51	1.46
10.	Boo Buie, Northwestern	34	49	1.44
11.	A.J. Hoggard, Michigan State	35	50	1.43
12.	Derek Simpson, Rutgers	32	44	1.38
13.	Jahmir Young, Maryland	32	43	1.34
14.	Lance Young, Purdue	39	50	1.28
15.	Ryan Langborg, Northwestern	32	41	1.28

BLOCKED SHOTS

##	Player-Team	G	Blocks	Avg/G
1.	Clifford Omoruyi, Rutgers	32	93	2.91
2.	Feliz Okpara, Ohio State	35	83	2.37
3.	Zach Edey, Purdue	39	84	2.15
4.	Julian Reese, Maryland	32	60	1.88
5.	Kel'el Ware, Indiana	30	56	1.87
6.	Owen Freeman, Iowa	34	61	1.79
7.	Qudus Wahab, Penn State	33	50	1.52
8.	Tarris Reed Jr., Michigan	32	46	1.44
9.	Matthew Nicholson, Northwestern	29	40	1.38
10.	Pharrel Payne, Minnesota	32	44	1.38
11.	Jordan Geronimo, Maryland	31	34	1.10
12.	Coleman Hawkins, Illinois	35	37	1.06
13.	Dawson Garcia, Minnesota	31	32	1.03
14.	Terrence Shannon Jr., Illinois	32	28	0.88
15.	Brooks Barnhizer, Northwestern	34	28	0.82

2023-24 INDIVIDUAL STATS - ALL GAMES

THREE-POINT FG MADE

##	Player-Team	G	3FG	Avg/G
1.	Payton Sandfort, Iowa	34	94	2.76
2.	Boo Buie, Northwestern	34	89	2.62
3.	Jamison Battle, Ohio State	35	91	2.60
4.	Terrence Shannon Jr., Illinois	32	77	2.41
5.	Keisei Tominaga, Nebraska	32	76	2.38
6.	Ryan Langborg, Northwestern	32	72	2.25
7.	Dug McDaniel, Michigan	26	56	2.15
8.	Cam Christie, Minnesota	33	70	2.12
9.	Mike Mitchell Jr., Minnesota	34	71	2.09
10.	Lance Jones, Purdue	39	80	2.05
11.	Zach Hicks, Penn State	33	67	2.03
12.	Tyson Walker, Michigan State	34	64	1.88
13.	Max Klesmit, Wisconsin	36	66	1.83
14.	Jaden Akins, Michigan State	35	64	1.83
15.	Jahmir Young, Maryland	32	56	1.75

ASSIST/TURNOVER RATIO (Min. 3.0 assists/game)

##	Player-Team	G	Ast.	T/O	Ratio
1.	Bruce Thornton, Ohio State	35	168	42	4.00
2.	Chucky Hepburn, Wisconsin	35	137	43	3.19
3.	A.J. Hoggard, Michigan State	35	183	64	2.86
4.	Braden Smith, Purdue	39	292	104	2.815
5.	Elijah Hawkins, Minnesota	33	247	90	2.74
6.	Tony Perkins, Iowa	34	158	66	2.39
7.	Ace Baldwin Jr., Penn State	33	199	87	2.29
8.	Boo Buie, Northwestern	34	171	77	2.22
9.	Trey Galloway, Indiana	31	143	66	2.17
10.	Dug McDaniel, Michigan	26	121	63	1.92
11.	Marcus Domask, Illinois	38	150	89	1.69
12.	Jahmir Young, Maryland	32	135	87	1.55
13.	Roddy Gayle Jr., Ohio State	36	110	87	1.26

OFFENSIVE REBOUNDS

##	Player-Team	G	No.	Avg/G
1.	Zach Edey, Purdue	39	181	4.64
2.	Julian Reese, Maryland	32	96	3.00
3.	Qudus Wahab, Penn State	33	88	2.67
4.	Clifford Omoruyi, Rutgers	32	82	2.56
5.	Tarris Reed Jr., Michigan	32	81	2.53
6.	Pharrel Payne, Minnesota	32	77	2.41
7.	Owen Freeman, Iowa	34	81	2.38
8.	Steven Crowl, Wisconsin	36	85	2.36
9.	Ty Rodgers, Illinois	38	87	2.29
10.	Felix Okpara, Ohio State	35	79	2.26
11.	Juwan Gary, Nebraska	28	62	2.21
12.	Kel'el Ware, Indiana	30	63	2.10
13.	Josiah Allick, Nebraska	33	62	1.97
14.	Tyler Wahl, Wisconsin	36	70	1.94
15.	Rienk Mast, Nebraska	32	61	1.91

DEFENSIVE REBOUNDS

##	Player-Team	G	No.	Avg/G
1.	Kel'el Ware, Indiana	30	233	7.77
2.	Zach Edey, Purdue	39	293	7.51
3.	Julian Reese, Maryland	32	207	6.47
4.	Brooks Barnhizer, Northwestern	34	212	6.24
5.	Clifford Omoruyi, Rutgers	32	185	5.78
6.	Rienk Mast, Nebraska	32	180	5.63
7.	Payton Sandfort, Iowa	34	183	5.38
8.	Olivier Nkamhoua, Michigan	26	136	5.23
9.	Qudus Wahab, Penn State	33	169	5.12
10.	Braden Smith, Purdue	39	197	5.05
11.	Dawson Garcia, Minnesota	31	155	5.00
12.	Steven Crowl, Wisconsin	36	176	4.89
13.	Coleman Hawkins, Illinois	35	164	4.69
14.	Tarris Reed Jr., Michigan	32	149	4.66
15.	Brice Williams, Nebraska	34	156	4.59

MINUTES PLAYED

##	Player-Team	G	Minutes	Avg/G
1.	Boo Buie, Northwestern	34	1,253	36.87
2.	Brooks Barnhizer, Northwestern	34	1,249	36.74
3.	Ace Baldwin Jr., Penn State	33	1,185	35.91
4.	Jahmir Young, Maryland	32	1,134	35.91
5.	Dug McDaniel, Michigan	26	921	35.44
6.	Marcus Domask, Illinois	38	1,312	34.52
7.	Braden Smith, Purdue	39	1,327	34.03
8.	Terrence Shannon Jr., Illinois	32	1,085	33.90
9.	Bruce Thornton, Ohio State	35	1,177	33.62
10.	Olivier Nkamhoua, Michigan	26	869	33.44
11.	Trey Galloway, Indiana	31	1,034	33.34
12.	Ryan Langborg, Northwestern	32	1,066	33.31
13.	Terrence Williams II, Michigan	31	1,033	33.31
14.	Elijah Hawkins, Minnesota	33	1,098	33.28
15.	Chucky Hepburn, Wisconsin	35	1,164	33.24

2023-24 TEAM STATS - ALL GAMES

SCORING OFFENSE

##	Team	G	Pts	Avg/G
1.	Illinois	38	3,168	83.37
2.	Iowa	34	2,827	83.15
3.	Purdue	39	3,211	82.33
4.	Nebraska	34	2,643	77.74
5.	Ohio St.	36	2,718	75.50
6.	Penn St.	33	2,478	75.09
7.	Minnesota	34	2,550	75.00
8.	Wisconsin	36	2,688	74.67
9.	Northwestern	34	2,493	73.32
10.	Michigan	32	2,334	72.94
11.	Michigan St.	35	2,551	72.89
12.	Indiana	33	2,386	72.30
13.	Maryland	33	2,278	69.03
14.	Rutgers	32	2,092	65.38

SCORING DEFENSE

##	Team	G	Pts	Avg/G
1.	Maryland	33	2,174	65.88
2.	Michigan St.	35	2,312	66.06
3.	Rutgers	32	2,129	66.53
4.	Purdue	39	2,691	69.00
5.	Northwestern	34	2,348	69.06
6.	Wisconsin	36	2,520	70.00
7.	Ohio St.	36	2,528	70.22
8.	Nebraska	34	2,411	70.91
9.	Minnesota	34	2,444	71.88
10.	Illinois	38	2,787	73.34
11.	Penn St.	33	2,422	73.39
12.	Indiana	33	2,452	74.30
13.	Michigan	32	2,528	79.00
14.	Iowa	34	2,700	79.41

SCORING MARGIN

##	Team	G	OFF	DEF	Margin
1.	Purdue	39	82.33	69.00	+13.33
2.	Illinois	38	83.37	73.34	+10.03
3.	Michigan St.	35	72.89	66.06	+6.83
4.	Nebraska	34	77.74	70.91	+6.82
5.	Ohio St.	36	75.50	70.22	+5.28
6.	Wisconsin	36	74.67	70.00	+4.67
7.	Northwestern	34	73.32	69.06	+4.26
8.	Iowa	34	83.15	79.41	+3.74
9.	Maryland	33	69.03	65.88	+3.15
10.	Minnesota	34	75.00	71.88	+3.12
11.	Penn St.	33	75.09	73.39	+1.70
12.	Rutgers	32	65.38	66.53	-1.16
13.	Indiana	33	72.30	74.30	-2.00
14.	Michigan	32	72.94	79.00	-6.06

FIELD GOAL PERCENTAGE

##	Team	G	FGM	FGA	Pct.
1.	Purdue	39	1,109	2,272	.488
2.	Iowa	34	1,025	2,154	.476
3.	Indiana	33	879	1,848	.476
4.	Minnesota	34	910	1,930	.472
5.	Illinois	38	1,104	2,356	.469
6.	Michigan St.	35	949	2,058	.461
7.	Wisconsin	36	952	2,067	.461
8.	Northwestern	34	892	1,960	.455
9.	Nebraska	34	912	2,017	.452
10.	Ohio St.	36	957	2,126	.450
11.	Michigan	32	829	1,869	.444
12.	Penn St.	33	854	1,951	.438
13.	Maryland	33	766	1,854	.413
14.	Rutgers	32	750	1,927	.389

FIELD GOAL PCT DEFENSE

##	Team	G	FG	FGA	Pct
1.	Nebraska	34	854	2,136	.400
2.	Rutgers	32	733	1,798	.408
3.	Michigan St.	35	800	1,938	.413
4.	Purdue	39	1,011	2,423	.417
5.	Maryland	33	763	1,825	.418
6.	Indiana	33	845	2,013	.420
7.	Ohio St.	36	913	2,133	.428
8.	Illinois	38	1,044	2,418	.432
9.	Minnesota	34	898	1,999	.449
10.	Northwestern	34	806	1,788	.451
11.	Penn St.	33	854	1,888	.452
12.	Wisconsin	36	896	1,961	.457
13.	Iowa	34	969	2,114	.458
14.	Michigan	32	926	1,988	.466

THREE-POINT FG PERCENTAGE

##	Team	G	FG	FGA	Pct
1.	Purdue	39	318	788	.404
2.	Northwestern	34	278	713	.390
3.	Michigan St.	35	227	626	.363
4.	Michigan	32	255	710	.359
5.	Nebraska	34	319	893	.357
6.	Minnesota	34	268	754	.355
7.	Iowa	34	226	644	.351
8.	Illinois	38	317	908	.349
9.	Wisconsin	36	256	734	.349
10.	Ohio St.	36	254	736	.345
11.	Penn St.	33	255	764	.334
12.	Indiana	33	166	513	.324
13.	Maryland	33	201	696	.289
14.	Rutgers	32	175	610	.287

THREE-POINT FG PCT DEFENSE

##	Team	G	FG	FGA	Pct
1.	Penn St.	33	188	620	.303
2.	Purdue	39	281	893	.315
3.	Nebraska	34	288	885	.325
4.	Michigan St.	35	263	806	.326
5.	Rutgers	32	232	709	.327
6.	Maryland	33	180	549	.328
7.	Illinois	38	233	684	.341
8.	Indiana	33	284	829	.343
9.	Northwestern	34	230	668	.344
10.	Ohio St.	36	249	717	.347
11.	Iowa	34	272	760	.358
12.	Minnesota	34	219	609	.360
13.	Michigan	32	234	649	.361
14.	Wisconsin	36	248	672	.369

FREE THROW PERCENTAGE

##	Team	G	FTM	FTA	Pct
1.	Iowa	34	551	712	.774
2.	Ohio St.	36	550	717	.767
3.	Nebraska	34	500	658	.760
4.	Wisconsin	36	528	699	.755
5.	Northwestern	34	431	573	.752
6.	Penn St.	33	515	689	.747
7.	Illinois	38	643	874	.736
8.	Maryland	33	545	757	.720
9.	Purdue	39	675	938	.720
10.	Michigan St.	35	426	602	.708
11.	Michigan	32	421	599	.703
12.	Minnesota	34	462	670	.690
13.	Indiana	33	462	696	.664
14.	Rutgers	32	417	634	.658

2023-24 TEAM STATS - ALL GAMES

REBOUNDING OFFENSE

##	Team	G	Reb	Avg/G
1.	Illinois	38	1,554	40.89
2.	Purdue	39	1,577	40.44
3.	Nebraska	34	1,280	37.65
4.	Rutgers	32	1,188	37.13
5.	Ohio St.	36	1,335	37.08
6.	Maryland	33	1,179	35.73
7.	Iowa	34	1,210	35.59
8.	Michigan	32	1,134	35.44
9.	Indiana	33	1,154	34.97
10.	Minnesota	34	1,187	34.91
11.	Michigan St.	35	1,215	34.71
12.	Wisconsin	36	1,224	34.00
13.	Penn St.	33	1,065	32.27
14.	Northwestern	34	1,068	31.41

REBOUNDING DEFENSE

##	Team	G	Reb	Avg/G
1.	Purdue	39	1,141	29.26
2.	Wisconsin	36	1,113	30.92
3.	Minnesota	34	1,116	32.82
4.	Illinois	38	1,259	33.13
5.	Northwestern	34	1,137	33.44
6.	Michigan St.	35	1,176	33.60
7.	Ohio St.	36	1,235	34.31
8.	Maryland	33	1,147	34.76
9.	Michigan	32	1,117	34.91
10.	Indiana	33	1,156	35.03
11.	Penn St.	33	1,218	36.91
12.	Iowa	34	1,262	37.12
13.	Nebraska	34	1,268	37.29
14.	Rutgers	32	1,267	39.59

REBOUNDING MARGIN

##	Team	G	Team	Avg./g	OPP	Avg/G	Margin
1.	Purdue	39	1,577	40.44	1,141	29.26	+11.18
2.	Illinois	38	1,554	40.89	1,259	33.13	+7.76
3.	Wisconsin	36	1,224	34.00	1,113	30.92	+3.08
4.	Ohio St.	36	1,335	37.08	1,235	34.31	+2.78
5.	Minnesota	34	1,187	34.91	1,116	32.82	+2.09
6.	Michigan St.	35	1,215	34.71	1,176	33.60	+1.11
7.	Maryland	33	1,179	35.73	1,147	34.76	+0.97
8.	Michigan	32	1,134	35.44	1,117	34.91	+0.53
9.	Nebraska	34	1,280	37.65	1,268	37.29	+0.35
10.	Indiana	33	1,154	34.97	1,156	35.03	-0.06
11.	Iowa	34	1,210	35.59	1,262	37.12	-1.53
12.	Northwestern	34	1,068	31.41	1,137	33.44	-2.03
13.	Rutgers	32	1,188	37.13	1,267	39.59	-2.47
14.	Penn St.	33	1,065	32.27	1,218	36.91	-4.64

BLOCKED SHOTS

##	Team	G	Blocks	Avg/G
1.	Rutgers	32	167	5.22
2.	Ohio St.	36	166	4.61
3.	Maryland	33	149	4.52
4.	Minnesota	34	150	4.41
5.	Indiana	33	133	4.03
6.	Iowa	34	134	3.94
7.	Michigan St.	35	132	3.77
8.	Illinois	38	143	3.76
9.	Purdue	39	142	3.64
10.	Michigan	32	114	3.56
11.	Penn St.	33	112	3.39
12.	Northwestern	34	106	3.12
13.	Nebraska	34	89	2.62
14.	Wisconsin	36	59	1.64

ASSISTS

##	Team	G	Assists	Avg/G
1.	Purdue	39	720	18.46
2.	Iowa	34	606	17.82
3.	Minnesota	34	588	17.29
4.	Michigan St.	35	558	15.94
5.	Northwestern	34	530	15.59
6.	Nebraska	34	521	15.32
7.	Indiana	33	504	15.27
8.	Ohio St.	36	507	14.08
9.	Illinois	38	506	13.32
10.	Wisconsin	36	458	12.72
11.	Penn St.	33	417	12.64
12.	Michigan	32	400	12.50
13.	Rutgers	32	377	11.78
14.	Maryland	33	360	10.91

STEALS

##	Team	G	Steals	Avg/G
1.	Penn St.	33	275	8.33
2.	Rutgers	32	247	7.72
3.	Michigan St.	35	248	7.09
4.	Northwestern	34	239	7.03
5.	Iowa	34	232	6.82
6.	Maryland	33	217	6.58
7.	Minnesota	34	214	6.29
	Nebraska	34	214	6.29
9.	Wisconsin	36	224	6.22
10.	Ohio St.	36	201	5.58
11.	Purdue	39	212	5.44
12.	Indiana	33	171	5.18
13.	Illinois	38	166	4.37
14.	Michigan	32	133	4.16

TURNOVER MARGIN

##	Team	G	TEAM	Avg	OPP	Avg	Margin
1.	Northwestern	34	300	8.82	422	12.41	+3.59
2.	Penn St.	33	366	11.09	484	14.67	+3.58
3.	Rutgers	32	365	11.41	477	14.91	+3.50
4.	Iowa	34	327	9.62	408	12.00	+2.38
5.	Michigan St.	35	350	10.00	432	12.34	+2.34
6.	Wisconsin	36	358	9.94	406	11.28	+1.33
7.	Maryland	33	387	11.73	416	12.61	+0.88
8.	Nebraska	34	377	11.09	387	11.38	+0.29
9.	Ohio St.	36	381	10.58	388	10.78	+0.19
10.	Minnesota	34	408	12.00	371	10.91	-1.09
11.	Indiana	33	400	12.12	341	10.33	-1.79
12.	Illinois	38	401	10.55	331	8.71	-1.84
13.	Purdue	39	442	11.33	368	9.44	-1.90
14.	Michigan	32	414	12.94	306	9.56	-3.38

ASSIST/TURNOVER RATIO

##	Team	G	Asst	Avg	T/O	Avg	Ratio
1.	Iowa	34	606	17.82	327	9.62	1.85
2.	Northwestern	34	530	15.59	300	8.82	1.77
3.	Purdue	39	720	18.46	442	11.33	1.63
4.	Michigan St.	35	558	15.94	350	10.00	1.59
5.	Minnesota	34	588	17.29	408	12.00	1.44
6.	Nebraska	34	521	15.32	377	11.09	1.38
7.	Ohio St.	36	507	14.08	381	10.58	1.33
8.	Wisconsin	36	458	12.72	358	9.94	1.28
9.	Illinois	38	506	13.32	401	10.55	1.26
10.	Indiana	33	504	15.27	400	12.12	1.26
11.	Penn St.	33	417	12.64	366	11.09	1.14
12.	Rutgers	32	377	11.78	365	11.41	1.03
13.	Michigan	32	400	12.50	414	12.94	0.97
14.	Maryland	33	360	10.91	387	11.73	0.93

2023-24 TEAM STATS - ALL GAMES

OFFENSIVE REBOUNDS

##	Team	G	No.	Avg/G
1.	Illinois	38	486	12.79
2.	Rutgers	32	392	12.25
3.	Purdue	39	476	12.21
4.	Maryland	33	380	11.52
5.	Ohio St.	36	394	10.94
6.	Michigan	32	340	10.63
7.	Minnesota	34	343	10.09
8.	Michigan St.	35	353	10.09
9.	Wisconsin	36	362	10.06
10.	Iowa	34	333	9.79
11.	Nebraska	34	326	9.59
12.	Penn St.	33	316	9.58
13.	Indiana	33	293	8.88
14.	Northwestern	34	290	8.53

OFFENSIVE REBOUNDING PERCENTAGE

##	Team	G	OReb	Opp. DReb	OReb Pct.
1.	Purdue	39	476	788	.377
2.	Illinois	38	486	878	.356
3.	Maryland	33	380	819	.317
4.	Ohio St.	36	394	859	.314
5.	Minnesota	34	343	774	.307
6.	Michigan	32	340	770	.306
7.	Rutgers	32	392	904	.302
8.	Wisconsin	36	362	835	.302
9.	Michigan St.	35	353	832	.298
10.	Nebraska	34	326	854	.276
11.	Iowa	34	333	881	.274
12.	Indiana	33	293	793	.270
13.	Penn St.	33	316	863	.268
14.	Northwestern	34	290	837	.257

DEFENSIVE REBOUNDS

##	Team	G	No.	Avg/G
1.	Purdue	39	1,101	28.23
2.	Illinois	38	1,068	28.11
3.	Nebraska	34	954	28.06
4.	Ohio St.	36	941	26.14
5.	Indiana	33	861	26.09
6.	Iowa	34	877	25.79
7.	Rutgers	32	796	24.88
8.	Minnesota	34	844	24.82
9.	Michigan	32	794	24.81
10.	Michigan St.	35	862	24.63
11.	Maryland	33	799	24.21
12.	Wisconsin	36	862	23.94
13.	Northwestern	34	778	22.88
14.	Penn St.	33	749	22.70

DEFENSIVE REBOUNDING PERCENTAGE

##	Team	G	DReb	Opp. OReb.	DReb Pct
1.	Purdue	39	1,101	353	.757
2.	Wisconsin	36	862	278	.756
3.	Illinois	38	1,068	381	.737
4.	Northwestern	34	778	300	.722
5.	Michigan St.	35	862	344	.715
6.	Ohio St.	36	941	376	.715
7.	Minnesota	34	844	342	.712
8.	Maryland	33	799	328	.709
9.	Indiana	33	861	363	.703
10.	Nebraska	34	954	414	.697
11.	Iowa	34	877	381	.697
12.	Michigan	32	794	347	.696
13.	Rutgers	32	796	363	.687
14.	Penn St.	33	749	355	.678

THREE-POINT FIELD GOALS MADE

##	Team	G	3FG	Avg/G
1.	Nebraska	34	319	9.38
2.	Illinois	38	317	8.34
3.	Northwestern	34	278	8.18
4.	Purdue	39	318	8.15
5.	Michigan	32	255	7.97
6.	Minnesota	34	268	7.88
7.	Penn St.	33	255	7.73
8.	Wisconsin	36	256	7.11
9.	Ohio St.	36	254	7.06
10.	Iowa	34	226	6.65
11.	Michigan St.	35	227	6.49
12.	Maryland	33	201	6.09
13.	Rutgers	32	175	5.47
14.	Indiana	33	166	5.03

2023-24 INDIVIDUAL STATS - CONFERENCE GAMES

To be ranked, a player must appear in at least 75.0% of his team's games.

SCORING

##	Player, Team	G	FG	3FG	FT	Pts	Avg/G
1.	Zach Edey, Purdue	20	174	1	159	508	25.40
2.	Jahmir Young, Maryland	20	132	32	143	439	21.95
3.	Terrence Shannon Jr., Illinois	15	96	33	100	325	21.67
4.	Boo Buie, Northwestern	20	130	57	85	402	21.10
5.	Marcus Domask, Illinois	20	132	22	86	372	18.60
6.	Dawson Garcia, Minnesota	20	119	19	98	355	17.75
7.	Tyson Walker, Michigan State	20	135	37	44	351	17.55
8.	AJ Storr, Wisconsin	20	122	29	71	344	17.20
9.	Payton Sandfort, Iowa	20	110	56	65	341	17.05
10.	Ke'l el Ware, Indiana	18	127	12	38	304	16.89
11.	Bruce Thornton, Ohio State	19	104	26	71	305	16.05
12.	Tony Perkins, Iowa	20	105	12	87	309	15.45
13.	Malik Reneau, Indiana	20	118	7	59	302	15.10
14.	Brooks Barnhizer, Northwestern	20	105	28	63	301	15.05
	Keisei Tominaga, Nebraska	20	105	47	44	301	15.05
16.	Jamison Battle, Ohio State	20	95	52	43	285	15.00
17.	Ace Baldwin Jr., Penn State	20	91	29	79	290	14.50
18.	Malik Hall, Michigan State	20	107	15	60	289	14.45
19.	Julian Reese, Maryland	19	100	0	69	269	14.16
20.	Coleman Hawkins, Illinois	20	94	34	56	278	13.90

REBOUNDING

##	Player, Team	G	OFF	DEF	TOT	Avg/G
1.	Zach Edey, Purdue	20	109	149	258	12.90
2.	Ke'l el Ware, Indiana	18	40	150	190	10.56
3.	Julian Reese, Maryland	19	60	129	189	9.95
4.	Clifford Omoruyi, Rutgers	20	48	114	162	8.10
5.	Tarris Reed Jr., Michigan	20	50	103	153	7.65
6.	Steven Crowl, Wisconsin	20	43	108	151	7.55
7.	Owen Freeman, Iowa	20	45	98	143	7.15
8.	Qudus Wahab, Penn State	20	45	94	139	6.95
9.	Brooks Barnhizer, Northwestern	20	15	122	137	6.85
10.	Olivier Nkamhoua, Michigan	15	26	76	102	6.80
11.	Rienk Mast, Nebraska	20	30	105	135	6.75
12.	Pharrel Payne, Minnesota	19	49	78	127	6.68
13.	Coleman Hawkins, Illinois	20	30	99	129	6.45
14.	Braden Smith, Purdue	20	19	109	128	6.40
	Felix Okpara, Ohio State	20	45	83	128	6.40
	Quincy Guerrier, Illinois	20	39	89	128	6.40
17.	Dawson Garcia, Minnesota	20	33	93	126	6.30
	Malik Hall, Michigan State	20	39	89	126	6.30
19.	Tyler Wahl, Wisconsin	20	40	82	122	6.10
20.	Malik Reneau, Indiana	20	37	84	121	6.05

FIELD GOAL PCT (Min. 3.0 made per game)

##	Player, Team	G	FG	FGA	Pct
1.	Ke'l el Ware, Indiana	18	127	201	.632
2.	Zach Edey, Purdue	20	174	279	.624
3.	Julian Reese, Maryland	19	100	180	.556
4.	Malik Reneau, Indiana	20	118	213	.554
5.	Malik Hall, Michigan State	20	107	197	.543
6.	Jamison Battle, Ohio State	19	95	190	.500
7.	Marcus Domask, Illinois	20	132	274	.482
8.	Dawson Garcia, Minnesota	20	119	249	.478
9.	Keisei Tominaga, Nebraska	20	105	225	.467
10.	Olivier Nkamhoua, Michigan	15	79	171	.462
11.	Brooks Barnhizer, Northwestern	20	105	230	.457
12.	Terrence Shannon Jr., Illinois	15	96	214	.449
13.	Boo Buie, Northwestern	20	130	290	.448
14.	AJ Storr, Wisconsin	20	122	276	.442
15.	Tony Perkins, Iowa	20	105	238	.441

THREE-POINT FG PCT (Min. 1.0 made per game)

##	Player, Team	G	3FG	FGA	Pct.
1.	Boo Buie, Northwestern	20	57	118	.483
2.	Jamison Battle, Ohio State	19	52	113	.460
3.	Lance Jones, Purdue	20	51	136	.375
4.	Payton Sandfort, Iowa	20	56	151	.371

THREE POINTERS MADE

##	Player, Team	G	3FG	Avg
1.	Boo Buie, Northwestern	20	57	2.85
2.	Payton Sandfort, Iowa	20	56	2.80
3.	Jamison Battle, Ohio State	19	52	2.74
4.	Lance Jones, Purdue	20	51	2.55
5.	Keisei Tominaga, Nebraska	20	48	2.35
6.	Ryan Langborg, Northwestern	18	40	2.22
7.	Terrence Shannon Jr., Illinois	15	33	2.20
8.	Cam Christie, Minnesota	20	42	2.10
9.	Zach Hicks, Penn State	20	41	2.05
10.	Jaden Akins, Michigan State	20	39	1.95
11.	Mackenzie Mgbako, Indiana	20	37	1.85
	Mike Mitchell Jr., Minnesota	20	37	1.85
	Max Klesmit, Wisconsin	20	37	1.85
	Tyson Walker Michigan State	20	37	1.85
15.	Mason Gillis, Purdue	20	36	1.80

FREE THROW PCT (Min. 2.5 made per game)

##	Player, Team	G	FTM	FTA	Pct
1.	Payton Sandfort, Iowa	20	65	71	.915
2.	Jahmir Young, Maryland	20	143	157	.911
3.	Roddy Gayle Jr., Ohio State	20	69	77	.896
4.	Bruce Thornton, Ohio State	19	71	80	.888
5.	Ace Baldwin Jr., Penn State	20	79	90	.878
6.	Marcus Domask, Illinois	20	86	98	.878
7.	Boo Buie, Northwestern	20	85	99	.859
8.	Coleman Hawkins, Illinois	20	56	67	.836
9.	Terrence Shannon Jr., Illinois	15	100	122	.820
10.	Dawson Garcia, Minnesota	20	98	121	.810
11.	Tony Perkins, Iowa	20	87	108	.806
12.	Brice Williams, Nebraska	20	58	73	.795
13.	AJ Storr, Wisconsin	20	71	90	.789
14.	Ben Krikke, Iowa	20	50	65	.769
15.	Brooks Barnhizer, Northwestern	20	63	82	.768

ASSISTS

##	Player, Team	G	Assists	Avg/G
1.	Braden Smith, Purdue	20	151	7.55
2.	Elijah Hawkins, Minnesota	19	139	7.32
3.	Ace Baldwin Jr., Penn State	20	139	6.95
4.	Boo Buie, Northwestern	20	110	5.50
5.	Trey Galloway, Indiana	20	105	5.25
6.	A.J. Hoggard, Michigan State	20	100	5.00
7.	Tony Perkins, Iowa	20	97	4.85
8.	Bruce Thornton, Ohio State	19	84	4.42
9.	Jahmir Young, Maryland	20	82	4.10
10.	Chucky Hepburn, Wisconsin	20	77	3.85
11.	Marcus Domask, Illinois	20	75	3.75
12.	Rienk Mast, Nebraska	20	62	3.10
13.	Tyson Walker, Michigan State	20	59	2.95
14.	Roddy Gayle Jr., Ohio State	20	56	2.80
15.	Coleman Hawkins, Illinois	20	54	2.70

STEALS

##	Player, Team	G	Steals	Avg/G
1.	Ace Baldwin Jr., Penn State	20	54	2.70
2.	Chucky Hepburn, Wisconsin	20	46	2.30
3.	Tyson Walker, Michigan State	20	40	2.00
4.	A.J. Hoggard, Michigan State	20	36	1.80
5.	Mike Mitchell, Minnesota	20	35	1.75
	Coleman Hawkins, Illinois	20	35	1.75
	Tony Perkins, Iowa	20	35	1.75
8.	Brooks Barnhizer, Northwestern	20	34	1.70
9.	Elijah Hawkins, Minnesota	20	32	1.68
10.	Braden Smith, Purdue	20	30	1.50
11.	Derek Simpson, Rutgers	20	28	1.40
	Trey Galloway, Indiana	20	28	1.40
	Brice Williams, Nebraska	20	28	1.40
14.	Boo Buie, Northwestern	20	27	1.35
15.	Tyler Wahl, Wisconsin	20	25	1.25

2023-24 INDIVIDUAL STATS - CONFERENCE GAMES

BLOCKED SHOTS

##	Player, Team	G	Blocks	Avg/G
1.	Clifford Omoruyi, Rutgers	20	58	2.90
2.	Felix Okpara, Ohio State	20	47	2.35
3.	Zach Edey, Purdue	20	43	2.15
4.	Kel'el Ware, Indiana	18	36	2.00
5.	Owen Freeman, Iowa	20	33	1.65
6.	Qudus Wahab, Penn State	20	32	1.60
7.	Tarris Reed Jr., Michigan	20	30	1.50
8.	Pharrel Payne, Minnesota	19	28	1.47
9.	Julian Reese, Maryland	19	27	1.42
10.	Matthew Nicholson, Northwestern	18	22	1.22
11.	Jordan Geronimo, Maryland	18	21	1.17
12.	Coleman Hawkins, Illinois	20	21	1.05
13.	Dawson Garcia, Minnesota	20	20	1.00
14.	Parker Fox, Minnesota	20	18	0.90
15.	Terrence Shannon Jr., Illinois	15	13	0.87

ASSIST/TURNOVER RATIO (Min. 3.0 assists/game)

##	Player-Team	G	Asst	Turn	Ratio
1.	A.J. Hogard, Michigan State	20	100	29	3.45
2.	Chucky Hepburn, Wisconsin	20	77	24	3.21
3.	Bruce Thornton, Ohio State	19	84	28	3.00
4.	Braden Smith, Purdue	20	151	57	2.65
5.	Boo Buie, Northwestern	20	110	42	2.62
6.	Elijah Hawkins, Minnesota	19	139	57	2.53
7.	Ace Baldwin Jr., Penn State	20	139	57	2.44
8.	Trey Galloway, Indiana	20	105	44	2.39
9.	Tony Perkin, Iowa	20	97	41	2.37
10.	Rienk Mast, Nebraska	20	62	38	1.63
11.	Marcus Domask, Illinois	20	75	46	1.63
12.	Jahmir Young, Maryland	20	82	52	1.58

OFFENSIVE REBOUNDS

##	Player-Team	G	No.	Avg/G
1.	Zach Edey, Purdue	20	109	5.45
2.	Julian Reese, Maryland	19	60	3.16
3.	Pharrel Payne, Minnesota	19	49	2.58
4.	Tarris Reed Jr., Michigan	20	50	2.50
5.	Clifford Omoruyi, Rutgers	20	48	2.40
6.	Felix Okpara, Ohio State	20	45	2.25
	Ty Rodgers, Illinois	20	45	2.25
	Owen Freeman, Iowa	20	45	2.25
	Qudus Wahab, Penn State	20	45	2.25
10.	Kel'el Ware, Indiana	18	40	2.22
11.	Steven Crowl, Wisconsin	20	43	2.15
12.	Tyler Wahl, Wisconsin	20	40	2.00
13.	Quincy Guerrier, Illinois	20	39	1.95
14.	Jordan Geronimo, Maryland	18	34	1.89
15.	Malik Hall, Michigan State	20	37	1.85
	Malik Reneau, Maryland	20	37	1.85

DEFENSIVE REBOUNDS

##	Player-Team	G	No.	Avg/G
1.	Kel'el Ware, Indiana	18	150	8.33
2.	Zach Edey, Purdue	20	149	7.45
3.	Julian Reese, Maryland	19	129	6.79
4.	Brooks Barnhizer, Northwestern	20	122	6.10
5.	Clifford Omoruyi, Rutgers	20	114	5.70
6.	Braden Smith, Purdue	20	109	5.45
7.	Steven Crowl, Wisconsin	20	108	5.40
8.	Rienk Mast, Nebraska	20	105	5.25
9.	Tarris Reed Jr., Michigan	20	103	5.15
10.	Olivier Nkamhoua, Michigan	15	76	5.07
11.	Payton Sandfort, Iowa	20	100	5.00
12.	Coleman Hawkins, Illinois	20	99	4.95
13.	Owen Freeman, Iowa	20	98	4.90
14.	Brice Williams, Nebraska	20	96	4.80
15.	Qudus Wahab, Penn State	20	94	4.70

MINUTES PLAYED

##	Player, Team	G	Min	Avg/G
1.	Boo Buie, Northwestern	20	752	37.58
2.	Jahmir Young, Maryland	20	748	37.40
3.	Ace Baldwin Jr., Penn State	20	747	37.35
4.	Brooks Barnhizer, Northwestern	20	740	37.02
5.	Marcus Domask, Illinois	20	729	36.44
6.	Elijah Hawkins, Minnesota	19	691	36.35
7.	Braden Smith, Purdue	20	720	36.01
8.	Chucky Hepburn, Wisconsin	20	702	35.08
9.	Bruce Thornton, Ohio State	19	661	34.81
10.	Terrence Shannon Jr., Illinois	15	519	34.61
11.	Julian Reese, Maryland	19	651	34.24
12.	Tyson Walker, Michigan State	20	680	34.02
13.	Payton Sandfort, Iowa	20	676	33.80
14.	Olivier Nkamhoua, Michigan	15	506	33.73
15.	Trey Galloway, Indiana	20	672	33.60

2023-24 TEAM STATS - CONFERENCE GAMES

SCORING OFFENSE

##	Team	G	Pts	Avg/G
1.	Illinois	20	1,683	84.15
2.	Purdue	20	1,657	82.85
3.	Iowa	20	1,582	79.10
4.	Northwestern	20	1,514	75.70
5.	Nebraska	20	1,513	75.65
6.	Penn St.	20	1,504	75.20
7.	Wisconsin	20	1,487	74.35
8.	Minnesota	20	1,450	72.50
9.	Ohio St.	20	1,441	72.05
10.	Indiana	20	1,410	70.50
11.	Michigan St.	20	1,397	69.85
12.	Michigan	20	1,361	68.05
13.	Maryland	20	1,340	67.00
14.	Rutgers	20	1,289	64.45

SCORING DEFENSE

##	Team	G	Pts	Avg/G
1.	Michigan St.	20	1,350	67.50
2.	Maryland	20	1,352	67.60
3.	Rutgers	20	1,403	70.15
4.	Wisconsin	20	1,441	72.05
5.	Nebraska	20	1,444	72.20
6.	Ohio St.	20	1,451	72.55
7.	Purdue	20	1,452	72.60
8.	Northwestern	20	1,469	73.45
9.	Indiana	20	1,474	73.70
10.	Minnesota	20	1,506	75.30
11.	Illinois	20	1,533	76.65
12.	Penn St.	20	1,551	77.55
13.	Michigan	20	1,592	79.60
14.	Iowa	20	1,610	80.50

SCORING MARGIN

##	Team	G	OFF	DEF	Margin
1.	Purdue	20	82.85	72.60	+10.25
2.	Illinois	20	84.15	76.65	+7.50
3.	Nebraska	20	75.65	72.20	+3.45
4.	Michigan St.	20	69.85	67.50	+2.35
5.	Wisconsin	20	74.35	72.05	+2.30
6.	Northwestern	20	75.70	73.45	+2.25
7.	Ohio St.	20	72.05	72.55	-0.50
8.	Maryland	20	67.00	67.60	-0.60
9.	Iowa	20	79.10	80.50	-1.40
10.	Penn St.	20	75.20	77.55	-2.35
11.	Minnesota	20	72.50	75.30	-2.80
12.	Indiana	20	70.50	73.70	-3.20
13.	Rutgers	20	64.45	70.15	-5.70
14.	Michigan	20	68.05	79.60	-11.55

FIELD GOAL PERCENTAGE

##	Team	G	FG	FGA	Pct
1.	Purdue	20	564	1162	.485
2.	Indiana	20	534	1119	.477
3.	Illinois	20	579	1232	.470
4.	Iowa	20	572	1220	.469
5.	Wisconsin	20	525	1132	.464
6.	Northwestern	20	530	1151	.460
7.	Nebraska	20	531	1157	.459
8.	Minnesota	20	507	1113	.456
9.	Ohio St.	20	508	1133	.448
10.	Michigan St.	20	523	1170	.447
11.	Penn St.	20	527	1180	.447
12.	Michigan	20	479	1132	.423
13.	Maryland	20	456	1126	.405
14.	Rutgers	20	471	1221	.386

FIELD GOAL PCT DEFENSE

##	Team	G	FG	FGA	Pct
1.	Nebraska	20	507	1218	.416
2.	Indiana	20	508	1199	.424
3.	Maryland	20	470	1095	.429
4.	Rutgers	20	481	1118	.430
5.	Purdue	20	533	1231	.433
6.	Michigan St.	20	466	1072	.435
7.	Ohio St.	20	518	1175	.441
8.	Illinois	20	571	1246	.458
9.	Minnesota	20	539	1156	.466
10.	Wisconsin	20	523	1115	.469
11.	Northwestern	20	500	1064	.470
12.	Iowa	20	567	1203	.471
13.	Penn St.	20	536	1137	.471
14.	Michigan	20	587	1219	.482

THREE-POINT FIELD GOAL PERCENTAGE

##	Team	G	FG	FGA	Pct
1.	Northwestern	20	174	410	.424
2.	Purdue	20	170	407	.418
3.	Nebraska	20	190	503	.378
4.	Michigan St.	20	132	350	.377
5.	Illinois	20	161	440	.366
6.	Wisconsin	20	143	409	.350
7.	Penn St.	20	154	441	.349
8.	Iowa	20	120	344	.349
9.	Minnesota	20	150	430	.349
10.	Michigan	20	140	409	.342
11.	Indiana	20	105	314	.334
12.	Ohio St.	20	129	392	.329
13.	Rutgers	20	104	356	.292
14.	Maryland	20	112	400	.280

THREE-POINT FIELD GOAL PCT DEFENSE

##	Team	G	FG	FGA	Pct
1.	Maryland	20	106	349	.304
2.	Penn St.	20	123	385	.319
3.	Indiana	20	149	457	.326
4.	Nebraska	20	180	518	.347
5.	Rutgers	20	156	445	.351
6.	Michigan St.	20	154	438	.352
7.	Iowa	20	150	426	.352
8.	Michigan	20	139	391	.355
9.	Purdue	20	150	419	.358
10.	Northwestern	20	133	362	.367
11.	Ohio St.	20	142	378	.376
12.	Minnesota	20	136	356	.382
13.	Illinois	20	123	317	.388
14.	Wisconsin	20	143	364	.393

FREE THROW PERCENTAGE

##	Team	G	FTM	FTA	Pct
1.	Iowa	20	318	396	.803
2.	Ohio St.	20	296	377	.785
3.	Nebraska	20	261	339	.770
4.	Wisconsin	20	294	385	.764
5.	Northwestern	20	280	368	.761
6.	Illinois	20	364	479	.760
7.	Penn St.	20	296	394	.751
8.	Maryland	20	316	424	.745
9.	Purdue	20	359	493	.728
10.	Michigan St.	20	219	305	.718
11.	Michigan	20	263	370	.711
12.	Minnesota	20	286	414	.691
13.	Rutgers	20	243	365	.666
14.	Indiana	20	237	376	.630

2023-24 TEAM STATS - CONFERENCE GAMES

REBOUNDING OFFENSE

##	Team	G	Reb	Avg/G
1.	Purdue	20	806	40.30
2.	Illinois	20	784	39.20
3.	Rutgers	20	732	36.60
4.	Maryland	20	701	35.05
5.	Nebraska	20	694	34.70
6.	Indiana	20	685	34.25
	Ohio St.	20	685	34.25
8.	Michigan	20	672	33.60
9.	Wisconsin	20	670	33.50
10.	Minnesota	20	658	32.90
11.	Iowa	20	651	32.55
12.	Michigan St.	20	644	32.20
13.	Penn St.	20	623	31.15
14.	Northwestern	20	609	30.45

REBOUNDING DEFENSE

##	Team	G	Reb	Avg/G
1.	Purdue	20	581	29.05
2.	Wisconsin	20	615	30.75
3.	Illinois	20	637	31.85
4.	Michigan St.	20	675	33.75
5.	Ohio St.	20	678	33.90
6.	Minnesota	20	680	34.00
7.	Northwestern	20	683	34.15
8.	Maryland	20	685	34.25
9.	Indiana	20	697	34.85
10.	Michigan	20	700	35.00
11.	Penn St.	20	727	36.35
12.	Iowa	20	731	36.55
13.	Nebraska	20	739	36.95
14.	Rutgers	20	786	39.30

REBOUNDING MARGIN

##	Team	G	TEAM	Avg	OPP	Avg	Margin
1.	Purdue	20	806	40.30	581	29.05	+11.25
2.	Illinois	20	784	39.20	637	31.85	+7.35
3.	Wisconsin	20	670	33.50	615	30.75	+2.75
4.	Maryland	20	701	35.05	685	34.25	+0.80
5.	Ohio St.	20	685	34.25	678	33.90	+0.35
6.	Indiana	20	685	34.25	697	34.85	-0.60
7.	Minnesota	20	658	32.90	680	34.00	-1.10
8.	Michigan	20	672	33.60	700	35.00	-1.40
9.	Michigan St.	20	644	32.20	675	33.75	-1.55
10.	Nebraska	20	694	34.70	739	36.95	-2.25
11.	Rutgers	20	732	36.60	786	39.30	-2.70
12.	Northwestern	20	609	30.45	683	34.15	-3.70
13.	Iowa	20	651	32.55	731	36.55	-4.00
14.	Penn St.	20	623	31.15	727	36.35	-5.20

BLOCKED SHOTS

##	Team	G	Blocks	Avg/G
1.	Rutgers	20	99	4.95
2.	Ohio St.	20	97	4.85
3.	Minnesota	20	89	4.45
4.	Maryland	20	82	4.10
5.	Indiana	20	72	3.60
6.	Iowa	20	71	3.55
7.	Penn St.	20	68	3.40
	Illinois	20	68	3.40
9.	Purdue	20	65	3.25
	Michigan	20	65	3.25
11.	Michigan St.	20	61	3.05
12.	Northwestern	20	58	2.90
13.	Nebraska	20	49	2.45
14.	Wisconsin	20	35	1.75

ASSISTS

##	Team	G	Assists	Avg/G
1.	Purdue	20	362	18.10
2.	Iowa	20	327	16.35
3.	Minnesota	20	312	15.60
4.	Northwestern	20	308	15.40
5.	Indiana	20	303	15.15
6.	Nebraska	20	298	14.90
7.	Michigan St.	20	295	14.75
8.	Penn St.	20	267	13.35
9.	Illinois	20	252	12.60
10.	Wisconsin	20	250	12.50
11.	Ohio St.	20	248	12.40
12.	Michigan	20	229	11.45
13.	Rutgers	20	224	11.20
14.	Maryland	20	204	10.20

STEALS

##	Team	G	Steals	Avg/G
1.	Penn St.	20	162	8.10
2.	Rutgers	20	156	7.80
3.	Michigan St.	20	140	7.00
4.	Nebraska	20	129	6.45
5.	Northwestern	20	128	6.40
6.	Minnesota	20	124	6.20
7.	Wisconsin	20	122	6.10
8.	Iowa	20	121	6.05
9.	Maryland	20	114	5.70
10.	Ohio St.	20	104	5.20
11.	Indiana	20	98	4.90
12.	Purdue	20	95	4.75
13.	Illinois	20	87	4.35
14.	Michigan	20	77	3.85

TURNOVER MARGIN

##	Team	G	TEAM	Avg	OPP	Avg	Margin
1.	Northwestern	20	166	8.30	229	11.45	+3.15
2.	Michigan St.	20	176	8.80	238	11.90	+3.10
3.	Penn St.	20	218	10.90	270	13.50	+2.60
4.	Rutgers	20	234	11.70	285	14.25	+2.55
5.	Iowa	20	189	9.45	215	10.75	+1.30
6.	Wisconsin	20	197	9.85	207	10.35	+0.50
7.	Nebraska	20	228	11.40	231	11.55	+0.15
8.	Maryland	20	233	11.65	231	11.55	-0.10
9.	Ohio St.	20	211	10.55	191	9.55	-1.00
10.	Minnesota	20	235	11.75	211	10.55	-1.20
11.	Illinois	20	203	10.15	164	8.20	-1.95
12.	Indiana	20	245	12.25	196	9.80	-2.45
13.	Purdue	20	222	11.10	167	8.35	-2.75
14.	Michigan	20	253	12.65	75	8.75	-3.90

ASSIST/TURNOVER RATIO

##	Team	G	Asst	Avg	Turn	Avg	Ratio
1.	Northwestern	20	308	15.40	166	8.30	1.86
2.	Iowa	20	327	16.35	189	9.45	1.73
3.	Michigan St.	20	295	14.75	176	8.80	1.68
4.	Purdue	20	362	18.10	222	11.10	1.63
5.	Minnesota	20	312	15.60	235	11.75	1.33
6.	Nebraska	20	298	14.90	228	11.40	1.31
7.	Wisconsin	20	250	12.50	197	9.85	1.27
8.	Illinois	20	252	12.60	203	10.15	1.24
9.	Indiana	20	303	15.15	245	12.25	1.24
10.	Penn St.	20	267	13.35	218	10.90	1.22
11.	Ohio St.	20	248	12.40	211	10.55	1.18
12.	Rutgers	20	224	11.20	234	11.70	0.96
13.	Michigan	20	229	11.45	253	12.65	0.91
14.	Maryland	20	204	10.20	233	11.65	0.88

2023-24 TEAM STATS - CONFERENCE GAMES

OFFENSIVE REBOUNDS

##	Team	G	No.	Avg/G
1.	Purdue	20	258	12.90
2.	Illinois	20	249	12.45
3.	Rutgers	20	246	12.30
4.	Maryland	20	224	11.20
5.	Minnesota	20	197	9.85
	Michigan	20	197	9.85
7.	Wisconsin	20	190	9.50
8.	Ohio St.	20	188	9.40
9.	Michigan St.	20	186	9.30
10.	Penn St.	20	180	9.00
11.	Iowa	20	179	8.95
12.	Indiana	20	178	8.90
13.	Northwestern	20	162	8.10
14.	Nebraska	20	157	7.85

OFFENSIVE REBOUNDING PERCENTAGE

##	Team	G	OReb	Opp. DReb	OReb Pct
1.	Purdue	20	258	400	.392
2.	Illinois	20	249	456	.353
3.	Maryland	20	224	503	.308
4.	Rutgers	20	246	572	.301
5.	Minnesota	20	197	473	.294
6.	Wisconsin	20	190	464	.291
7.	Ohio St.	20	188	471	.285
8.	Michigan	20	197	496	.284
9.	Michigan St.	20	186	491	.275
10.	Indiana	20	178	475	.273
11.	Iowa	20	179	502	.263
12.	Penn St.	20	180	519	.258
13.	Northwestern	20	162	500	.245
14.	Nebraska	20	157	501	.239

DEFENSIVE REBOUNDS

##	Team	G	No.	Avg/G
1.	Purdue	20	548	27.40
2.	Nebraska	20	537	26.85
3.	Illinois	20	535	26.75
4.	Indiana	20	507	25.35
5.	Ohio St.	20	497	24.85
6.	Rutgers	20	486	24.30
7.	Wisconsin	20	480	24.00
8.	Maryland	20	477	23.85
9.	Michigan	20	475	23.75
10.	Iowa	20	472	23.60
11.	Minnesota	20	461	23.05
12.	Michigan St.	20	458	22.90
13.	Northwestern	20	447	22.35
14.	Penn St.	20	443	22.15

DEFENSIVE REBOUNDING PERCENTAGE

##	Team	G	DReb	Opp. OReb.	DReb Pct
1.	Wisconsin	20	480	151	.761
2.	Purdue	20	548	181	.752
3.	Illinois	20	535	181	.747
4.	Maryland	20	477	182	.724
5.	Michigan St.	20	458	184	.713
6.	Northwestern	20	447	183	.710
7.	Ohio St.	20	497	207	.706
8.	Michigan	20	475	204	.700
9.	Indiana	20	507	222	.695
10.	Rutgers	20	486	214	.694
11.	Nebraska	20	537	238	.693
12.	Minnesota	20	461	207	.690
13.	Penn St.	20	443	208	.680
14.	Iowa	20	472	229	.673

THREE-POINT FIELD GOALS MADE

##	Team	G	3FG	Avg/G
1.	Nebraska	20	190	9.50
2.	Northwestern	20	174	8.70
3.	Purdue	20	170	8.50
4.	Illinois	20	161	8.05
5.	Penn St.	20	154	7.70
6.	Minnesota	20	150	7.50
7.	Wisconsin	20	143	7.15
8.	Michigan	20	140	7.00
9.	Michigan St.	20	132	6.60
10.	Ohio St.	20	129	6.45
11.	Iowa	20	120	6.00
12.	Maryland	20	112	5.60
13.	Indiana	20	105	5.25
14.	Rutgers	20	104	5.20

INDIVIDUAL RECORDS - ALL GAMES

POINTS

SINGLE GAME

1.	67	Lew Alcindor, UCLA vs. Washington State !	2/25/1967
2.	61	Rick Mount, PUR vs. IOWA	2/28/1970
3.	57	Dave Schellhase, PUR at MICH	2/19/1966
4.	56	Jimmy Rayl, IND vs. MINN (OT)	1/27/1962
		Jimmy Rayl, IND vs. MSU	2/23/1963
		Lew Alcindor, UCLA vs. USC !	12/3/1966
7.	53	Dave Downey, ILL at IND	2/16/1963
		Rick Mount, PUR at IOWA	1/3/1970
		Rick Mount, PUR at MICH	1/31/1970
10.	52	Terry Dischinger, PUR vs. MSU	2/25/1961
11.	50	Terry Dischinger, PUR at WIS	1/27/1962
		Terry Furlow, MSU vs. IOWA	1/5/1976

SINGLE SEASON

1.	1,030	Glenn Robinson, PUR	1993-94
2.	983	Zach Edey, PUR	2023-24
3.	958	Dennis Hopson, OSU	1986-87
4.	949	Glen Rice, MICH	1988-89
5.	932	Rick Mount, PUR	1968-69
6.	874	Carsen Edwards, PUR	2018-19
7.	870	Lew Alcindor, UCLA !	1966-67
8.	850	Scott Skiles, MSU	1985-86
9.	846	Bob Houbregs, WASH !	1952-53
10.	822	Keegan Murray, IOWA	2021-22

CAREER

1.	2,613	Calbert Cheaney, IND	1990-93
2.	2,608	Don MacLean, UCLA !	1989-92
3.	2,531	Shawn Respert, MSU	1992-95
4.	2,516	Zach Edey, PUR	2020-24
5.	2,442	Glen Rice, MICH	1985-89
6.	2,439	Mike McGee, MICH	1977-81
7.	2,438	Steve Alford, IND	1983-87
8.	2,325	Lew Alcindor, UCLA !	1967-69
9.	2,323	Rick Mount, PUR	1967-70
10.	2,306	Luka Garza, IOWA	2018-21

FIELD GOALS

SINGLE GAME

1.	27	Rick Mount, PUR vs. IOWA	2/28/1970
2.	23	Jimmy Rayl, IND vs. MSU	2/23/1963
		Dave Schellhase, PUR at MICH	2/19/1966
4.	22	Dave Downey, ILL at IND	2/16/1963
		Rick Mount, PUR at IOWA	1/3/1970
		Rick Mount, PUR at MICH	1/31/1970
7.	21	Rudy Tomjanovich, MICH vs. IND	1/7/1969
8.	20	Bob Houbregs, WASH vs. Seattle !	3/13/1953
		Julius McCoy, MSU vs. Notre Dame	12/21/1955
		John Tidwell, MICH vs. MINN	3/4/1961
		Jimmy Rayl, IND vs. MINN (OT)	1/27/1962
		Gary Bradds, OSU vs. PUR	1/25/1964
		Cazzie Russell, MICH vs. NU	3/5/1966
		John Johnson, IOWA vs. NU	2/24/1970
		Scott Skiles, MSU at MINN	1/18/1986

SINGLE SEASON

1.	368	Glenn Robinson, PUR	1993-94
2.	363	Glen Rice, MICH	1988-89
3.	346	Lew Alcindor, UCLA !	1966-67
4.	338	Dennis Hopson, OSU	1986-87
5.	336	Zach Edey, PUR	2023-24
6.	331	Scott Skiles, MSU	1985-86
7.	325	Bob Houbregs, WASH !	1952-53
8.	309	Mike McGee, MICH	1980-81
9.	308	Cazzie Russell, MICH	1965-66
		Scott May, IND	1975-76
		Terry Furlow, MSU	1975-76
		Glen Rice, MICH	1987-88

CAREER

1.	1,018	Calbert Cheaney, IND	1990-93
2.	1,010	Mike McGee, MICH	1978-81
3.	1,002	Glen Rice, MICH	1986-89
4.	943	Lew Alcindor, UCLA !	1967-69
		Don MacLean, UCLA !	1989-92
6.	925	Zach Edey, PUR	2020-24
7.	910	Rick Mount, PUR	1968-70
8.	898	Steve Alford, IND	1984-87
9.	896	Gary Grant, MICH	1985-88
10.	880	Ethan Happ, WIS	2015-19

FIELD GOAL ATTEMPTS

SINGLE GAME

1.	54	Andy Phillip, ILL vs. Chicago	3/1/1943
2.	48	Jimmy Rayl, IND vs. MSU	2/23/1963
3.	47	Rick Mount, PUR vs. IOWA	2/28/1970
4.	43	Rick Mount, PUR at IOWA	1/3/1970
5.	42	Dave Schellhase, PUR at MICH	2/19/1966
		Rick Mount, PUR at MICH	1/31/1970
		Ollie Shannon, MINN vs. WIS	3/6/1971
8.	39	Jimmy Rayl, IND vs. MINN (OT)	1/27/1962
9.	38	Rich Falk, NU vs. IOWA	2/24/1964
		Rudy Tomjanovich, MICH vs. Loyola	2/1/1969

SINGLE SEASON

1.	762	Glenn Robinson, PUR	1993-94
2.	710	Rick Mount, PUR	1968-69
3.	703	Carsen Edwards, PUR	2018-19
4.	653	Terry Furlow, MSU	1975-76
		Dennis Hopson, OSU	1986-87
6.	629	Glen Rice, MICH	1988-89
7.	615	George McGinnis, IND	1970-71
8.	611	Dave Schellhase, PUR	1965-66
9.	605	Rudy Tomjanovich, MICH	1969-70
10.	604	Bob Houbregs, WASH !	1952-53

CAREER

1.	2,077	Mike McGee, MICH	1978-81
2.	2,006	Ron Lee, ORE !	1973-76
3.	1,885	Rick Mount, PUR	1968-70
4.	1,820	Calbert Cheaney, IND	1990-93
5.	1,791	Shawn Respert, MSU	1991-95
		Talor Battle, PSU	2008-11
7.	1,776	Don MacLean, UCLA !	1989-92
8.	1,774	E'Twaun Moore, PUR	2008-11
9.	1,761	Glen Rice, MICH	1986-89
10.	1,696	Gary Grant, MICH	1985-88

FIELD GOAL PERCENTAGE

SINGLE GAME (Min. 12 attempts)

1.	1.000	George Faerber (12 of 12), PUR vs. IOWA	3/13/1971
		Ron Charles (12 of 12), MSU at MICH	1/24/1980
3.	.938	Tommy Davis (15 of 16), MINN at IND	2/11/1984
4.	.933	Luka Garza (14 of 15), IOWA vs. Southern	11/27/2020
		Jerry Lucas (14 of 15), OSU vs. MINN	2/10/1962
		Terry Kunze (14 of 15), MINN at MICH	1/14/1963
7.	.929	Luka Garza (13 of 14), IOWA vs. Iowa State	12/11/2020
8.	.923	Al Henry (12 of 13), WIS vs. MINN	1/13/1970
		John Robinson (12 of 13), MICH vs. OSU	1/4/1975
		Carter Scott (12 of 13), OSU at MINN	1/22/1981
		Evan Eschmeyer (12 of 13), NU at DePaul	12/7/1996

SINGLE SEASON (Min. 125 made)

1.	.756	Jelani McCoy (152 of 201), UCLA !	1996-97
2.	.698	Stephen Scheffler (173 of 248), PUR	1989-90
3.	.685	Mike Watkins (146 of 213), PSU	2017-18
4.	.683	Thomas Bryant (157 of 230), IND	2015-16
5.	.682	Maceo Baston (137 of 201), MICH	1995-96
6.	.676	Ron Charles (169 of 250), MSU	1979-80
	.676	Todd McaCullough (163 of 241), WASH !	1996-97
	.676	Jelani McCoy (138 of 204), UCLA !	1995-96
9.	.667	Stephen Scheffler (146 of 219), PUR	1988-89
10.	.661	Loy Vaught (201 of 304), MICH	1988-89

INDIVIDUAL RECORDS - ALL GAMES

CAREER (Min. 400 made)

1.	.685	Stephen Scheffler (408 of 596), PUR	1986-90
2.	.664	Todd MacCullough (702 of 1,058), WASH !	1996-99
3.	.654	N'Faly Dante (488 of 746), ORE !	2020-24
4.	.651	Bill Walton (747 of 1,147), UCLA !	1972-74
5.	.639	Lew Alcindor (943 of 1476), UCLA !	1967-69
6.	.631	Jordan Morgan (419 of 664), MICH	2010-14
7.	.627	Maceo Baston (471 of 751), MICH	1994-98
8.	.624	Jerry Lucas (776 of 1,243), OSU	1959-62
9.	.621	Mike Peplowski (488 of 786), MSU	1989-93
		Zach Edey (925 of 1,490), PUR	2020-24

THREE-POINT FIELD GOALS

SINGLE GAME

1.	11	Bryn Forbes, MSU at RU	3/2/2016
2.	10	Chris Hill, MSU vs. Syracuse	2/23/2003
		Tajuan Porter, ORE vs. Portland State !	11/11/2006
		Jon Diebler, OSU at PSU	3/11/2011
		Bennie Boatwright, ORE vs. California !	2/16/2009
		Carsen Edwards, PUR vs. Virginia	3/30/2019
		Jordan Bohannon, IOWA at Maryland	2/10/22
5.	9	20 times, most recently: Mason Gillis, PUR vs. Penn State	2/1/2023

SINGLE SEASON

1.	135	Carsen Edwards, PUR	2018-19
2.	120	Shep Garner, PSU	2017-18
3.	119	Shawn Respert, MSU	1994-95
4.	117	Chris Kingsbury, IOWA	1994-95
5.	116	Luther Head, ILL	2004-05
		Jon Diebler, OSU	2009-10
		Bryce Alford, UCLA !	2016-17
8.	114	Drew Neitzel, MSU	2006-07
		Jon Diebler, OSU	2010-11
10.	112	Bryn Forbes, MSU	2015-16
		Andrew Funk, PSU	2022-23

CAREER

1.	455	Jordan Bohannon, IOWA	2017-22
2.	374	Jon Diebler, OSU	2008-11
3.	345	Tajuan Porter, ORE !	2007-10
*	339	Louis Bullock, MICH	1996-99
4.	336	Shep Garner, PSU	2015-18
5.	332	Pete Lisicky, PSU	1994-98
6.	331	Shawn Respert, MSU	1991-95
7.	329	Bryce Alford, UCLA !	2014-17
8.	327	Cory Bradford, ILL	1998-2002
9.	320	Craig Moore, NU	2006-09
10.	317	Talor Battle, PSU	2008-11
		Jason Kapono, UCLA !	2000-03

THREE-POINT FG ATTEMPTS

SINGLE GAME

1.	20	Devin Harris, WIS vs. Temple	12/3/2001
2.	19	Anthony Pendleton, USC vs. Stanford !	12/21/1987
		Chris Kingsbury, IOWA vs. Long Island	12/17/1994
		Carsen Edwards, PUR vs. Virginia	3/30/2019
5.	18	Chris Hill, MSU vs. Syracuse	2/23/2003
		Craig Moore, NU at IOWA	2/7/2009
		Katin Richardson, USC vs. Colorado !	1/29/2015
8.	17	Phil Glen, USC vs. Oregon !	2/11/1993
		Shawn Respert, MSU vs. WIS	3/11/1995
		Shawn Respert, MSU vs. Weber State	3/17/1995
		Maurice Ager, MSU vs. Gonzaga	11/22/2005
		Roderick Wilmont, IND at PSU	1/13/2007
		Drew Neitzel, MSU vs. North Carolina	3/17/2007
		Bronson Koenig, WIS vs. Virginia Tech	3/16/2017
		Bennie Boatwright, USC vs. UCLA !	2/28/2019

SINGLE SEASON

1.	380	Carsen Edwards, PUR	2018-19
2.	303	Joe Crispin, PSU	2000-01
3.	297	Chris Kingsbury, IOWA	1994-95
4.	283	Luther Head, ILL	2004-05
5.	277	Drew Neitzel, MSU	2006-07
	277	Shep Garner, PSU	2017-18
7.	276	Jon Diebler, OSU	2009-10
8.	272	Andrew Funk, PSU	2022-23

8.	271	Jamar Butler, OSU	2007-08
		Craig Moore, NU	2008-09
		Ray Gallegos, NEB	2012-13

CAREER

1.	1,147	Jordan Bohannon, IOWA	2017-22
2.	930	Talor Battle, PSU	2008-11
3.	900	Jon Diebler, OSU	2008-11
4.	896	Tajuan Porter, ORE !	2007-10
5.	887	Shep Garner, PSU	2015-18
6.	885	Joe Crispin, PSU	1998-2001
7.	882	Trent Frazier, ILL	2017-22
8.	845	Craig Moore, NU	2006-09
9.	843	Cory Bradford, ILL	1998-2002
	836	Brad Davison, WISC	2017-22

THREE-POINT FG PCT

SINGLE GAME (Min. 6 made)

1.	1.000	Glen Rice (7-7), MICH vs. WIS	2/25/1989
		Larry Hisle (7-7), WIS vs. UT-Arlington	12/22/1990
		Senque Carey (7-7), WASH vs. Old Dominion !	12/4/1999
		Bryce Taylor (7-7), ORE vs. USC !	3/10/2007
		David Lighty (7-7), OSU vs. George Mason	3/20/2011
		Ben Brust (7-7), WIS vs. UNLV	12/10/2011
		Maurice Jones (7-7), USC vs. South Carolina !	11/26/2012
		Doug Altenberger (6-6), ILL vs. WIS	2/7/1987
		Todd Leslie (6-6), NU at St. Louis	12/22/1990
		Val Barnes (6-6), IOWA at PSU	2/22/1993
		Jim Bartels (6-6), IOWA at OSU	1/25/1995
		Michael Bauer (6-6), MINN vs. Farleigh-Dickinson	12/13/2002
		Maurice Ager (6-6), MSU at NU	1/21/2004
		Jeff Horner (6-6), IOWA vs. PSU	1/31/2004
		Lodrick Stewart (6-6), USC vs. Oregon State !	1/6/2007
		Demetri McCamey (6-6), ILL vs. PUR	3/14/2008
		Nik Stauskus (6-6), MICH vs. Florida	3/31/2013
		Frank Kaminsky (6-6), WIS vs. North Dakota	11/19/2013
		D'Angelo Russell (6-6), OSU vs. Wright State	12/27/2014
		Andrew Andrews (6-6), WASH vs. TCU	12-8-2015
		Eron Harris (6-6), MSU vs. Florida Gulf Coast	11/20/2016
		Dakota Mathias (6-6), PUR vs. Fairfield	11/18/2017
		Cassius Winston (6-6), MSU vs. Wisconsin	2/25/2018
		Joe Wieskamp (6-6), IOWA vs. ILL	1/20/2019
		Gabe Kalscheur (6-6), MINN vs. RUT	2/24/2019
		Jaden Iver (6-6), PUR vs. Butler	12/18/21

SINGLE SEASON (Min. 50 made)

1.	.536	Jay Edwards (59 of 110), IND	1987-88
2.	.530	Steve Alford (107 of 202), IND	1986-87
3.	.525	Darren Collison (53 of 101), UCLA !	2007-08
4.	.522	Kent McCausland (70 of 134), IOWA	1996-97
5.	.516	Glen Rice (99 of 192), MICH	1988-89
6.	.515	Michael Roll (51 of 99), UCLA !	2008-09
7.	.514	Greg Graham (57 of 111), IND	1992-93
8.	.512	Todd Leslie (65 of 127), NU	1990-91
9.	.507	Kirk Manns (69 of 136), MSU	1988-89
10.	.502	Jon Diebler (114 of 227), OSU	2010-11

CAREER (Min. 100 made)

1.	.530	Steve Alford (107 of 202), IND	1986-87
2.	.481	Jay Edwards (140 of 291), IND	1987-89
3.	.480	Glen Rice (135 of 281), MICH	1985-89
4.	.475	Kirk Manns (212 of 446), MSU	1986-90
5.	.472	Tim Locum (227 of 481), WIS	1987-91
6.	.458	Bryn Forbes (182 of 397), MSU	2014-16
7.	.455	Shawn Respert (331 of 728), MSU	1991-95
8.	.453	Kent McCausland (214 of 472), IOWA	1995-99
9.	.451	Cuonzo Martin (179 of 397), PUR	1991-95
10.	.446	Jason Kapono (317 of 710), UCLA !	2000-03

INDIVIDUAL RECORDS - ALL GAMES

FREE THROWS MADE

SINGLE GAME

1.	26	Greg Graham, IND vs. PUR	2/21/1993
2.	25	Don Schlundt, IND vs. OSU	3/5/1955
3.	22	Luke Recker, IND vs. MICH	2/21/1999
	22	Peter Jok, IOWA vs. IND	2/21/2017
5.	21	Al Ferrari, MSU vs. IND	2/28/1955
		Terry Dischinger, PUR at IOWA	2/27/1961
		Don Nelson, IOWA at IND	2/17/1962
8.	20	Terry Furlow, MSU vs. NU	1/8/1976
9.	19	Kevin Smith, MSU vs. IND	1/7/1982
		Deon Thomas, ILL vs. OSU	2/15/1994
		Diamond Stone, MD vs. PSU	12/30/15

SINGLE SEASON

1.	292	Terry Dischinger, PUR	1961-62
2.	273	Andrew Andrews, WASH !	2015-16
3.	249	Don Schlundt, IND	1952-53
4.	234	Don Schlundt, IND	1954-55
5.	232	Harold Miner, USC !	1991-92
6.	231	Eric Gordon, IND	2007-08
7.	229	Don Schlundt, IND	1953-54
8.	221	Terrence Shannon Jr., ILL	2023-24
9.	218	Terry Dischinger, PUR	1960-61
		Reggie Evans, IOWA	2000-01

CAREER

1.	826	Don Schlundt, IND	1952-55
2.	713	Terry Dischinger, PUR	1960-62
3.	711	Don MacLean, UCLA	1989-92
4.	665	Zach Edey, PUR !	2020-24
5.	618	Aaron White, IOWA	2012-15
6.	615	Kiwane Garris, ILL	1994-97
7.	582	Dave Schellhase, PUR	1964-66
8.	579	Anthony Cowan Jr., MD	2017-20
9.	578	Andrew Andrews, WASH !	2012-16
10.	563	Evan Eschmeyer, NU	1995-99

FREE THROW ATTEMPTS

SINGLE GAME

1.	30	Don Schlundt, IND vs. OSU	3/5/1955
2.	29	Jack Runyan, PUR at MICH	3/2/1953
3.	28	Greg Graham, IND vs. PUR	2/21/1993
4.	26	Al Ferrari, MSU vs. IND	2/28/1955
		Dave Gunther, IOWA at W. Virginia	12/29/1956
6.	25	Don Nelson, IOWA at IND	2/17/1962
		Luke Recker, IND vs. MICH	2/21/1999
		Diamond Stone, MD vs. PSU	12/30/2015
9.	24	Paul Morrow, WIS at MICH	2/21/1953
		Frank Williams, ILL vs. Arkansas	12/8/2001

SINGLE SEASON

1.	350	Terry Dischinger, PUR	1961-62
2.	346	Reggie Evans, IOWA	2000-01
3.	321	Andrew Andrews, WASH !	2015-16
4.	310	Don Schlundt, IND	1952-53
5.	302	Evan Eschmeyer, NU	1997-98
		Reggie Evans, IOWA	2001-02
7.	299	Don Schlundt, IND	1954-55
8.	296	Don Schlundt, IND	1953-54
	286	Harold Miner, USC !	1991-92
10.	282	James Palmer, Jr., NEB	2018-19

CAREER

1.	1,076	Don Schlundt, IND	1952-55
2.	942	Zach Edey, PUR	2020-24
3.	871	Terry Dischinger, PUR	1960-62
4.	859	Evan Eschmeyer, NU	1995-99
5.	827	Don MacLean, UCLA !	1989-92
6.	825	Trayce Jackson-Davis, IND	2019-23
7.	820	Nigel Hayes, WIS	2014-17
8.	817	Alando Tucker, WIS	2004-07
9.	800	Aaron White, IOWA	2011-15
10.	790	Deon Thomas, ILL	1991-94

FREE THROW PCT

SINGLE GAME (Min. 15 attempts)

1.	1.000	Kevin Smith (19-19), MSU vs. IND	1/7/1982
		Ted Kitchel (18-18), IND vs. ILL	1/10/1981
		Sam Vincent (17-17), MSU vs. OSU	2/24/1983
		Kiwane Garris (17-17), ILL at Cal. (20T)	12/3/1996
		Adreian Payne (17-17), MSU vs. Delaware	3/20/2014
		Larry Siegfried (16-16), OSU vs. PUR	3/7/1959
		Don Schlundt (15-15), IND at Kansas St.	12/21/1954
		Jimmy Rayl (15-15), IND at MICH	2/26/1962
		Rick Mount (15-15), PUR at NU	2/8/1969
		Steve Smith (15-15), MSU vs. MINN	1/19/1991
		Paul Grant (15-15), WIS vs. IOWA	2/26/1997
		Shavon Shields (15-15), NEB vs. ILL	2/12/2014

SINGLE SEASON (Min. 100 attempts)

1.	.950	Rod Foster (95 of 100), UCLA !	1981-82
2.	.925	Joseph Young (124 of 135), ORE !	2014-15
3.	.921	Steve Alford (116-126), IND	1984-85
		Don MacLean (197 of 214), UCLA !	1991-92
5.	.913	Steve Alford (137-150), IND	1983-84
6.	.911	Louis Bullock (123-135), MICH	1997-98
		Peter Jok (154-169), IOWA	2016-17
		Payton Sandfort (102-112), IOWA	2023-24
9.	.910	Darryl Johnson (111-122), MSU	1986-87
10.	.909	E.J. Singler (110 of 121), ORE !	2011-12

CAREER (Min. 150 made)

1.	.900	Joseph Young (279 of 310), ORE !	2014-15
2.	.898	Steve Alford (535 of 596), IND	1983-87
3.	.896	Gabe Brown (120-134), MSU	2018-22
4.	.887	Jordan Bohannon (370 of 417), IOWA	2017-22
5.	.885	Joe Crispin (448 of 506), PSU	1997-2001
6.	.881	Peter Jok (310-352), IOWA	2013-17
7.	.880	Rod Foster (309 of 351), UCLA !	1980-83
8.	.871	Tajuan Porter (290 of 333), ORE !	2007-10
9.	.870	Rick Olson (260 of 299), WIS	1982-86
		Jahmir Young (341 of 392), MD	2022-24

TOTAL REBOUNDS

SINGLE GAME

1.	33	Walt Bellamy, IND vs. MICH	3/11/1961
2.	32	Frank Howard, OSU vs. BYU	12/29/1956
		Jim Loscutt, ORE vs. BYU !	1/28/1955
4.	30	Charles Darling, IOWA vs. WIS	3/3/1952
		Paul Morrow, WIS vs. PUR	1/3/1953
		Jerry Lucas, OSU vs. Kentucky	3/18/1961
		Jerry Lucas, OSU vs. UCLA	12/28/1961
		Jerry Lucas, OSU vs. IND	3/10/1962
		Ed Correll, WSH vs. ORE	1962
		Rudy Tomjanovich, MICH vs. Loyola (Ill.)	2/1/1969

SINGLE SEASON

1.	506	Bill Walton, UCLA !	1972-73
2.	499	Jerry Lucas, OSU	1961-62
3.	474	Zach Edey, PUR	2023-24
4.	470	Jerry Lucas, OSU	1960-61
5.	466	Lew Alcindor, UCLA !	1966-67
		Bill Walton, UCLA !	1971-72
7.	465	Bob Peterson, ORE !	1951-52
8.	461	Lew Alcindor, UCLA !	1967-68
9.	448	Jim Loscutt, ORE !	1954-55
10.	442	Jerry Lucas, OSU	1959-60

CAREER

1.	1,411	Jerry Lucas, OSU	1959-62
2.	1,370	Bill Walton, UCLA !	1972-74
3.	1,367	Lew Alcindor, UCLA !	1967-69
4.	1,321	Zach Edey, PUR	2020-24
5.	1,305	Jordan Murphy, IND	2016-19
6.	1,283	Jon Brockman, WASH !	2006-09
7.	1,217	Ethan Happ, WIS	2016-19
8.	1,148	Joe Barry Carroll, PUR	1976-80
9.	1,153	Brad Sellers, WIS/OSU	1981-86
10.	1,143	Trayce Jackson-Davis, IND	2019-23

INDIVIDUAL RECORDS - ALL GAMES

ASSISTS

SINGLE GAME

1.	20	Mateen Cleaves, MSU vs. MICH	3/4/2000
2.	19	Jordan McLaughlin, USC vs. UC Santa Barbara !	12/17/2017
3.	18	Bruce Parkinson, PUR vs. MINN	3/8/1975
4.	17	Gary Ganakas, MSU vs. Rochester	12/29/1972
		Elijah Hawkins, MINN vs. IUPUI	12/12/2023
6.	16	Rafael Stone, WASH vs. California	1969-70
		Cal Wulfsberg, IOWA vs. OSU	1/24/1976
		Tony Wysinger, ILL at Pitt	12/6/1986
		Arriel McDonald, MINN vs. WIS	1/12/1994
		Earl Watson, UCLA vs. Maryland !	3/18/2000
		Demetri McCamey, ILL at PUR	2/20/2010
		Shannon Scott, OSU vs. Sacred Heart	11/23/2014
		Jordan McLaughlin, USC vs. Lafayette	12/23/2015
		Derrick Walton Jr., MICH at NEB	3/5/2017
		Bryant McIntosh, NU vs. Minnesota	1/10/18
		Braden Smith, PUR vs. NU	1/31/2024

SINGLE SEASON

1.	292	Braden Smith, PUR	2023-24
2.	291	Cassius Winston, MSU	2018-19
3.	281	Jordan McLaughlin, USC !	2017-18
4.	274	Mateen Cleaves, MSU	1998-99
		Lonzo Ball, UCLA !	2016-17
6.	269	Earvin Johnson, MSU	1978-79
7.	264	Deron Williams, ILL	2004-05
8.	260	Trey Burke, MICH	2012-13
9.	256	Larry Drew II, UCLA !	2012-13
10.	254	Demetri McCamey, ILL	2009-10

CAREER

1.	890	Cassius Winston, MSU	2017-20
2.	833	Pooh Richardson, UCLA !	1986-89
3.	816	Mateen Cleaves, MSU	1996-2000
4.	779	Brandon Granville, USC !	1999-2002
5.	765	Bruce Douglas, ILL	1982-86
6.	738	Jordan McLaughlin, USC !	2015-18
7.	733	Demetri McCamey, ILL	2008-11
8.	731	Gary Grant, MICH	1984-88
9.	704	Jordan Bohannon, WISC	2017-22
10.	700	Bryant McIntosh, NU	2015-18

STEALS

SINGLE GAME

1.	11.	Tyus Edney, UCLA vs. George Mason !	12/22/1994
2.	10	Michael Finley, WIS vs. PUR (2OT)	2/13/1993
		Jeff Trepagnier, USC vs. Utah State !	11/11/1999
		Mike Kelley, WIS vs. Texas	12/7/1999
5.	9	Scott May, IND vs. MICH (OT)	2/7/1976
		Mike Heineman, WIS vs. Morgan State	11/25/1984
		Melvin Newbern, MINN vs. Rider	1/3/1990
		Pat Baldwin, NU vs. Oakland	11/27/1990
		Acie Earl, IOWA vs. Texas Southern	12/28/1992
		Kenyon Murray, IOWA vs. OSU	2/18/1995
		Jason Hamilton, WASH vs. Eastern Washington !	11/28/1995
		Kenya Wilkins, ORE vs. Boise State !	12/20/1996
		Mateen Cleaves, MSU vs. MINN	2/14/1998
		Darren Collison, UCLA vs. Long Beach State !	11/28/2006

SINGLE SEASON

1.	126	Matisse Thybulle, WASH !	2018-19
2.	101	Melvin Newbern, MINN	1988-89
		Matisse Thybulle, WASH !	2017-18
4.	98	Aaron Craft, OSU	2011-12
5.	95	Mike Kelley, WIS	1999-2000
		Jordan Adams, UCLA !	2013-14
7.	94	Jeff Trepagnier, USC !	1999-2000
8.	90	Pat Baldwin, NU	1990-91
9.	89	Kenny Battle, ILL	1988-89
		Malcolm Armstead, ORE !	2010-11
		Aaron Craft, OSU	2013-14

CAREER

1.	337	Aaron Craft, OSU	2010-14
2.	331	Matisse Thybulle, WASH !	2016-19
3.	324	Bruce Douglas, ILL	1982-86
4.	300	Gary Grant, MICH	1984-88
5.	275	Mike Kelley, WIS	1997-2001
6.	274	Chris Kramer, PUR	2007-10
7.	272	Pat Baldwin, NU	1990-94
8.	259	Brian Cardinal, PUR	1997-2000
9.	250	Josh Reaves, PSU	2016-19
10.	235	Earl Watson, UCLA !	1998-2001

BLOCKED SHOTS

SINGLE GAME

1.	12	Mychal Thompson, MINN vs. OSU	1/26/1976
2.	11	Joe Barry Carroll, PUR at Arizona	12/10/1977
		Derek Holcomb, ILL vs. S. Carolina	12/8/1978
		Jelani McCoy, UCLA vs. Maryland !	12/9/1995
		Ken Johnson, OSU at St. John's	1/22/2000
		Ken Johnson, OSU vs. IOWA	2/9/2000
		Reggie Lynch, MINN vs. PSU	2/25/2017
8.	10	Jim Pitts, NU vs. PUR	1/8/1966
		Roy Tarpley, MICH vs. Fla. Southern	12/7/1985
		Calvin Booth, PSU vs. George Mason	12/8/1997
		Calvin Booth, PSU at Dayton	3/16/1998
		Joel Przybilla, MINN at Fresno State	12/4/1998

SINGLE SEASON

1.	161	Ken Johnson, OSU	1999-2000
2.	140	Calvin Booth, PSU	1997-98
3.	125	Ken Johnson, OSU	2000-01
4.	123	Jim Pitts, NU	1965-66
5.	121	Acie Earl, IOWA	1991-92
6.	114	Reggie Lynch, MINN	2016-17
7.	110	Chris Boucher, ORE !	2015-16
8.	106	Acie Earl, IOWA	1990-91
		Jaren Jackson, Jr., MSU	2017-18
10.	105	Joe Barry Carroll, PUR	1977-78
		Greg Oden, OSU	2006-07

CAREER

1.	444	Ken Johnson, OSU	1998-2001
2.	428	Calvin Booth, PSU	1995-99
3.	365	Acie Earl, IOWA	1989-93
4.	349	Joe Barry Carroll, PUR	1977-80
5.	343	A.J. Hammons, PUR	2012-16
6.	328	Herb Williams, OSU	1977-81
7.	307	Brad Sellers, WIS/OSU	1981-86
8.	289	Damian Johnson, MINN	2007-10
9.	270	Trayce Jackson-Davis, IND	2019-23
10.	265	Mike Watkins, PSU	2017-20

! Occured prior to joining Big Ten

* Due to NCAA sanctions, Michigan has vacated the records from the 1992 Final Four, the 1992-93, '95-96, '96-97, '97-98 and '98-99 seasons. The asterisk also denotes records, awards and other honors that have been vacated due to NCAA and U-M sanctions.

TEAM RECORDS - ALL GAMES

POINTS

SINGLE GAME

1.	130	WASH vs. Chico State !	12/1/1992
2.	129	PSU vs. VMI	12/30/2006
3.	128	MICH vs. PUR	2/19/1966
		ORE vs. Savannah State	12/3/2016
5.	127	ILL at Louisiana State	12/22/1988
		MICH vs. IOWA	3/10/1990
7.	126	IOWA at Oral Roberts	12/30/1987
		IOWA vs. Morgan State	11/25/1994
9.	125	MICH vs. Northern Michigan	12/20/1988
10.	124	IOWA vs. Cal-Irvine	12/5/1987

SINGLE SEASON

1.	3,393	MICH	1988-89
2.	3,233	UCLA !	2016-17
3.	3,211	PUR	2023-24
4.	3,181	IOWA	1987-88
5.	3,168	ILL	2023-24
6.	3,110	ILL	1988-89
7.	3,076	ORE !	2016-17
8.	3,055	IOWA	1986-87
9.	3,028	IND	1992-93
10.	3,026	WASH !	2004-05

FIELD GOALS

SINGLE GAME

1.	58	UCLA vs. Loyola Marymount !	12/2/1990
2.	55	MICH vs. IOWA	3/10/1990
3.	54	UCLA vs. Stanford !	1/14/1972
		ORE vs. Savannah State !	12/3/2016
5.	53	PUR vs. San Jose State	12/19/1972
		ILL vs. Long Island	3/10/1982
		ILL at Louisiana State	12/22/1988
8.	52	MICH vs. PUR	2/19/1966
		IOWA vs. Notre Dame	3/14/1970
		UCLA vs. St. Bonaventure !	12/22/1973
		IND vs. South Dakota	11/27/1976
		UCLA vs. George Mason !	12/22/1999

SINGLE SEASON

1.	1,325	MICH	1988-89
2.	1,210	UCLA !	2016-17
3.	1,200	ILL	1988-89
4.	1,198	MICH	1987-88
5.	1,161	UCLA !	1968-69
6.	1,148	IND	1974-75
7.	1,141	IOWA	1987-88
8.	1,140	UCLA !	1971-72
		IOWA	1986-87
10.	1,139	MICH	1986-87

FIELD GOAL ATTEMPTS

SINGLE GAME

1.	132	ILL vs. Colgate	12/30/1948
2.	127	IOWA vs. Augustana	12/1/1945
3.	124	IND vs. TCU	12/12/1950
4.	115	IOWA vs. S. Dakota State	12/2/1946
5.	114	IND vs. PUR	12/23/1953
6.	113	WIS at MSU	1/6/1964
7.	111	WIS vs. Michigan Tech	12/5/1970
		PUR vs. Western Kentucky	12/15/1972
9.	110	IND vs. IOWA	2/25/1950
		IND at MSU	1/11/1964

SINGLE SEASON

1.	2,356	ILL	2023-24
2.	2,341	MICH	1988-89
3.	2,340	ILL	1988-89
4.	2,335	MICH	2017-18
5.	2,291	PSU	2017-18
6.	2,287	ORE !	2010-11
7.	2,272	PUR	2023-24
8.	2,271	WASH !	2004-05
9.	2,270	ORE !	2016-17
*	2,269	MICH	1992-93
10.	2,260	MICH	2012-13

FIELD GOAL PCT

SINGLE GAME

1.	.770	PUR (42 of 61) vs. Long Island	11/14/1997
2.	.755	PUR (37 of 49) vs. MICH	1/5/1981
3.	.744	WIS (32 of 43) vs. Army	12/30/1979
4.	.738	MSU (31 of 42) at MINN	2/28/1987
5.	.733	MSU (33 of 45) at OSU	2/7/2004
6.	.731	UCLA (38-52) vs. USC !	1/24/1996
7.	.729	UCLA (35-48) vs. South Carolina !	11/21/2001
8.	.727	PUR (32 of 44) vs. IOWA	1/27/1990
9.	.723	MINN (34 of 47) at IOWA	1/25/1960
		OSU (34 of 47) at MINN	1/22/1981

SINGLE SEASON

1.	.566	MICH (1,325 of 2,341)	1988-89
2.	.561	MSU (1,043 of 1,860)	1985-86
3.	.555	UCLA (1,053-1,897) !	1978-79
4.	.546	MICH (1,198 of 2,196)	1987-88
5.	.544	OSU (831 of 1,527)	1969-70
6.	.542	ILL (990 of 1,828)	1985-86
7.	.537	MSU (837 of 1,559)	1984-85
		IND (880 of 1,638)	1985-86
9.	.534	IND (1,043 of 1,955)	1990-91
10.	.532	PUR (1,018 of 1,912)	1987-88

THREE-POINT FIELD GOALS MADE

SINGLE GAME

1.	20	NU vs. North Carolina A&T	12/13/2009
		NU vs. Mississippi Valley State	12/2/2011
		PUR vs. IOWA	1/20/2018
		USC vs. Oregon State !	1/29/2020
4.	19	IND vs. ILL	1/19/2016
		MICH vs. Central Arkansas	12/13/2016
		PUR vs. Fairfield	11/18/2017
		IOWA vs. Savannah State	12/22/2018
		PUR vs. IOWA	2/5/2020
		MD vs. IOWA	2/10/22
		NU vs. IOWA	3/10/22
9.	18	OSU at Louisiana State	1/15/2005
		IND vs. MINN	2/15/2015
		IOWA vs. Savannah State	11/13/2016
		WIS vs. NEB	1/21/2020
		MINN vs. NEB	3/8/2020
		PSU vs. IND	1/11/2023
		PSU vs. Winthrop	11/7/2022

SINGLE SEASON

1.	385	PSU	2022-23
2.	365	PUR	2018-19
3.	361	MICH	2016-17
		MICH	2017-18
5.	354	UCLA !	2016-17
6.	353	PUR	2017-18
7.	350	ORE !	2006-07
8.	345	IND	2015-16
9.	344	ILL	2004-05
10.	334	ORE !	2016-17

THREE-POINT FG ATTEMPTS

SINGLE GAME

1.	50	USC vs. UCLA	2/28/2019
	47	NU vs. North Carolina A&T	12/13/2009
		NU at ILL	12/30/2009
3.	45	MICH vs. Central Arkansas	12/13/2016
4.	43	IOWA vs. Nebraska	3/4/2021
	43	MINN vs. IOWA	12/25/2020
	43	IOWA vs. Savannah State	11/13/2016
7.	42	MICH vs. Florida Gulf Coast	12/22/2008
		NU at IND	3/6/2010
		IOWA vs. Savannah State	12/22/2018
10.	41	NEB vs. Nevada	11/26/2020

TEAM RECORDS - ALL GAMES

SINGLE SEASON

1.	1,011	MICH	2017-18
2.	995	PSU	2022-23
3.	977	PUR	2018-19
4.	937	MICH	2016-17
5.	912	MICH	2008-09
	912	IOWA	2021-22
7.	908	ORE !	2017-18
		ILL	2023-24
9.	901	MICH	2015-16
10.	897	ORE !	2006-07

THREE-POINT FG PCT

SINGLE GAME (Min. 5 made)

1.	1.000	MINN (9 of 9) vs. PSU	1/11/2009
2.	.933	OSU (14 of 15) vs. WIS	3/6/2011
3.	.900	WIS (9 of 10) at ILL	1/25/1997
4.	.889	WIS (8 of 9) vs. N. Dakota State	12/10/1986
		IND (8 of 9) vs. MINN	2/4/1988
		IND (8 of 9) vs. San Francisco	12/20/1998
7.	.875	MICH (7 of 8) vs. IOWA	2/3/1988
		ILL (7 of 8) vs. Eastern Illinois	12/1/1990
		MSU (7 of 8) vs. MINN	2/6/1993
10.	.857	ORE (6-7) vs. Arizona State !	1/2/1987
		ORE (6-7) vs. Washington !	1/22/1987
		UCLA vs. USC	1/24/1996

SINGLE SEASON

1.	.508	IND (130 of 256)	1986-87
2.	.473	IND (121 of 256)	1988-89
3.	.468	MICH (196 of 419)	1988-89
4.	.467	IND (84 of 180)	1987-88
5.	.461	ILL (112 of 223)	1986-87
6.	.454	IND (182 of 401)	1993-94
7.	.448	WIS (146 of 326)	1988-89
8.	.447	WIS (160 of 358)	1986-87
9.	.446	NU (116 of 260)	1989-90
10.	.440	PUR (159 of 361)	1987-88

FREE THROWS MADE

SINGLE GAME

1.	45	IND vs. Chicago State	11/8/2013
2.	44	MSU vs. Illinois-Chicago	12/3/1983
3.	43	USC vs. Idaho !	2/8-9/1957
		IND vs. MICH	1/3/1955
		ILL vs. MSU	1/26/1980
		IND vs. OSU	2/8/1997
7.	42	IND at PUR	1/19/1953
		UCLA vs. Colorado !	12/2/1977
		IND at MINN	2/3/1991
		PSU vs. Siena	3/20/2000
		MSU vs. Oklahoma	12/6/2003

SINGLE SEASON

1.	753	IOWA	2000-01
2.	718	IND	1988-89
3.	711	IOWA	1987-88
4.	695	IND	1991-92
5.	687	OSU	1986-87
6.	679	IND	1992-93
7.	676	IND	1990-91
		WASH !	2015-16
9.	675	PUR	2023-24
10.	674	IND	1996-97

FREE THROW ATTEMPTS

SINGLE GAME

1.	65	PUR at MICH	3/2/1953
2.	63	USC vs. Idaho !	2/8-9/1957
3.	61	WIS at MICH	2/21/1953
		IOWA vs. Long Beach State	12/4/1993
5.	60	IND vs. MICH	1/3/1955
6.	56	IOWA vs. IND	12/22/1952
		IND at OSU	2/5/1955
		OSU at WIS	2/20/1956
		NU at Detroit	12/29/1956
10.	55	IND vs. PUR	2/23/1953
		IND vs. Chicago State	11/8/2013

SINGLE SEASON

1.	1,068	IOWA	2000-01
2.	996	IOWA	1987-88
3.	978	IND	1988-89
4.	971	ORE !	1952-53
5.	967	USC !	1956-57
6.	963	UCLA !	1963-64
7.	942	UCLA !	1955-56
8.	949	IND	1991-92
9.	947	IND	1992-93
10.	938	PUR	2023-24

FREE THROW PCT

SINGLE GAME (Min. 20 attempts)

1.	1.000	PUR (25 of 25) at WIS	2/7/1976
		PUR (25 of 25) at MICH	2/24/2001
		NU (24 of 24) vs. MSU	1/27/1977
		ILL (24 of 24) vs. PSU	1/21/1993
		NU (23 of 23) at MINN	2/20/1986
		WIS (22 of 22) vs. PUR	2/7/1976
		USC (22 of 22) vs. ORE !	3/8/2022
		MINN (21 of 21) at OSU	1/19/1974
		MINN (20 of 20) vs. Clemson	12/28/1974
		IOWA (20 of 20) vs. Western Illinois	11/19/2004
		OSU (20-20) vs. MD	3/1/2023
		PUR (20-20) vs. OSU	2/18/2024

SINGLE SEASON

1.	.818	WIS (436 of 533)	2010-11
2.	.808	OSU (452 of 559)	1969-70
3.	.804	ORE (668 of 865) !	2013-14
4.	.799	MSU (490 of 613)	1985-86
5.	.794	ILL (471 of 593)	2014-15
6.	.782	PUR (571 of 730)	1968-69
7.	.780	IOWA (549 of 704)	1969-70
8.	.779	MICH (486 of 624)	2016-17
9.	.777	MSU (543 of 699)	2004-05
10.	.774	ORE (530-685) !	2002-03
		IOWA (551 of 712)	2023-24

REBOUNDS

SINGLE GAME

1.	95	IND vs. MICH	3/11/1961
2.	89	IND vs. PUR	2/24/1951
3.	84	MSU vs. OSU	1/19/1959
		MSU vs. IOWA	2/15/1964
5.	79	ILL vs. WIS	2/16/1959
		PUR at Hawaii	12/30/1968
		WIS vs. Michigan Tech	12/5/1970
8.	78	MSU vs. Southern Illinois	12/33/1955
9.	77	ORE vs. BYU !	1/28/1955
		MSU vs. Butler	12/23/1961
		MICH at MSU	2/2/1963
		MSU vs. IND	1/11/1964
		IOWA vs. Minnesota-Duluth	12/30/1972

SINGLE SEASON

1.	1,670	UCLA !	1963-64
2.	1,667	UCLA !	1971-72
3.	1,603	UCLA !	1967-68
4.	1,582	ORE !	1950-51
5.	1,580	MSU	2018-19
6.	1,577	PUR	2023-24
7.	1,574	UCLA !	1970-71
8.	1,566	ORE !	1951-52
9.	1,559	UCLA !	1964-65
10.	1,554	ILL	2023-24

TEAM RECORDS - ALL GAMES

ASSISTS

SINGLE GAME

1.	40	UCLA vs. Ohio !	12/21/1973
2.	38	UCLA vs. Loyola Marymount !	12/2/1990
3.	37	MICH vs. Western Michigan	12/7/1987
		MICH vs. Eastern Michigan	12/12/1987
		PUR vs. Long Island	11/14/1997
6.	36	MICH vs. IOWA	2/3/1988
		MSU vs. MICH	3/4/2000
		PSU vs. VMI	12/30/2006
		ORE vs. Savannah State !	12/3/2016
10.	35	PUR vs. San Jose State	12/19/1972
		PUR vs. Illinois State	12/22/1973
		ILL vs. Long Island	3/10/1982
		ILL vs. Utah State	12/7/1985
		MSU vs. Alcorn State	12/13/2008
		MSU vs. Nebraska-Omaha	12/4/2011
		MSU vs. Savannah State	12/31/2017

SINGLE SEASON

1.	771	UCLA !	2016-17
2.	745	MICH	1988-89
3.	727	ILL	2004-05
4.	720	PUR	2023-24
5.	719	MSU	2015-16
6.	715	MSU	2018-19
7.	694	MICH	1987-88
8.	680	PUR	1987-88
		PUR	1997-98
10.	673	UCLA !	1973-74

STEALS

SINGLE GAME

1.	23	IOWA vs. NU	2/22/1986
		IOWA vs. Northern Iowa	12/7/1994
		USC vs. Loyola Marymount !	12/9/1999
3.	22	NU vs. Chicago	12/1/1992
		NU vs. PSU	3/11/2004
5.	21	PUR vs. Northern Colorado	12/4/1978
		MINN vs. Rider	1/3/1990
		IOWA vs. Drake	11/30/1993
		IOWA vs. Morgan State	11/25/1994
9.	20	ILL vs. Texas-Arlington	11/24/1978
		OSU vs. Siena	12/4/1986
		ILL vs. PUR (OT)	2/23/1987

SINGLE SEASON

1.	365	IOWA	1994-95
2.	341	ILL	1988-89
		UCLA !	2013-14
5.	329	IOWA	1987-88
6.	323	WASH !	2018-19
7.	321	ORE !	2010-11
8.	315	IOWA	1997-98
9.	313	PUR	1997-98
		MINN	2014-15

BLOCKED SHOTS

SINGLE GAME

1.	18	MICH vs. Florida Southern	12/7/1985
2.	17	MINN vs. Bowling Green	11/15/2008
3.	16	PSU vs. NEB	3/11/2015
		MSU vs. Houston Baptist	12/18/2017
		RUT vs. Bryant	11/21/2017
6.	15	PUR at NU	3/2/1978
		OSU vs. IOWA	2/23/1980
		MINN vs. Tennessee Tech	11/13/2009
		NU at RU	1/12/2017
		MINN vs. PSU	2/25/2017

SINGLE SEASON

1.	251	MSU	2017-18
2.	248	ORE !	2016-17
3.	227	MINN	2016-17
4.	224	WASH !	2015-16
5.	221	ORE !	2015-16
6.	218	OSU	2006-07
7.	207	WASH !	2018-19
8.	205	MSU	2018-19
9.	201	MINN	2008-09
10.	200	OSU	1999-2000
		MICH	2006-07

! Occured prior to joining Big Ten

* Due to NCAA sanctions, Michigan has vacated the records from the 1992 Final Four, the 1992-93, '95-96, '96-97, '97-98 and '98-99 seasons. The asterisk also denotes records, awards and other honors that have been vacated due to NCAA and U-M sanctions.

INDIVIDUAL RECORDS - CONFERENCE GAMES

POINTS

SINGLE GAME

1.	61	Rick Mount, PUR vs. IOWA	2/28/1970
2.	57	Dave Schellhase, PUR at MICH	2/19/1966
3.	56	Jimmy Rayl, IND vs. MINN (OT)	1/27/1962
		Jimmy Rayl, IND vs. MSU	2/23/1963
5.	53	Dave Downey, ILL at IND	2/16/1963
		Rick Mount, PUR at IOWA	1/3/1970
		Rick Mount, PUR at MICH	1/31/1970

CONSECUTIVE 40-POINT GAMES

1.	6	Gary Bradds, OSU	1/25 through 2/15/1964
2.	4	Rick Mount, PUR	3/1 through 3/8/1969

SINGLE SEASON - TOTAL

1.	560	Glenn Robinson, PUR	1994
2.	558	Terry Furlow, MSU	1976
3.	552	Rick Mount, PUR	1970
4.	524	Scott Skiles, MSU	1986
	524	Luka Garza, IOWA	2020

SINGLE SEASON - PER GAME

1.	39.4	Rick Mount (552 in 14), PUR	1970
2.	35.2	Rick Mount (493 in 14), PUR	1969
3.	33.9	Gary Bradds (474 in 14), OSU	1964
4.	33.2	Cazzie Russell (465 in 14), MICH	1966
5.	32.8	Terry Dischinger (459 in 14), PUR	1962

FIELD GOALS

SINGLE GAME

1.	27	Rick Mount, PUR vs. IOWA	2/28/1970
2.	23	Jimmy Rayl, IND vs. MSU	2/23/1963
		Dave Schellhase, PUR at MICH	2/19/1966
4.	22	Dave Downey, ILL at IND	2/16/1963
		Rick Mount, PUR at IOWA	1/3/1970
		Rick Mount, PUR at MICH	1/31/1970

SINGLE SEASON - TOTAL

1.	221	Rick Mount, PUR	1970
2.	207	Terry Furlow, MSU	1976
		Scott Skiles, MSU	1986
4.	201	Luka Garza, IOWA	2020
5.	194	Rick Mount, PUR	1969

SINGLE SEASON - PER GAME

1.	15.8	Rick Mount (221 in 14), PUR	1970
2.	13.9	Rick Mount (194 in 14), PUR	1969
3.	13.0	Cazzie Russell (182 in 14), MICH	1966
4.	12.9	John Johnson (181 in 14), IOWA	1970
5.	12.7	Rudy Tomjanovich (178 in 14), MICH	1970

FIELD GOAL ATTEMPTS

SINGLE GAME

1.	54	Andy Phillip, ILL vs. Chicago	3/1/1943
2.	48	Jimmy Rayl, IND vs. MSU	2/23/1963
3.	47	Rick Mount, PUR vs. IOWA	2/28/1970
4.	43	Rick Mount, PUR at IOWA	1/3/1970
5.	42	Dave Schellhase, PUR at MICH	2/19/1966
		Rick Mount, PUR at MICH	1/31/1970
		Ollie Shannon, MINN vs. WIS	3/6/1971

SINGLE SEASON - TOTAL

1.	456	Terry Furlow, MSU	1976
2.	435	Rick Mount, PUR	1970
3.	412	Glenn Robinson, PUR	1994
4.	380	Luka Garza, IOWA	2020
5.	378	Paul Ebert, OSU	1953

SINGLE SEASON - PER GAME

1.	31.1	Rick Mount (435 in 14), PUR	1970
2.	26.8	Rick Mount (375 in 14), PUR	1969
3.	26.2	Ralph Simpson (340 in 13), MSU	1970
4.	25.9	Don Freeman (362 in 14), ILL	1966
		Rick Mount (362 in 14), PUR	1968

FIELD GOAL PCT

SINGLE GAME (12 or more attempts)

1.	1.000	George Faerber (12 of 12), PUR vs. IOWA	3/13/1971
		Ron Charles (12 of 12), MSU at MICH	1/24/1980
3.	.938	Tommy Davis (15 of 16), MINN at IND	2/11/1984
4.	.933	Jerry Lucas (14 of 15), OSU vs. MINN	2/10/1962
		Terry Kunze (14 of 15), MINN at MICH	1/14/1963

SINGLE SEASON

1.	.767	Stephen Scheffler (115 of 150), PUR	1990
2.	.703	B.J. Mullens (78 of 111), OSU	2009
3.	.700	Mike Watkins (91 of 130), PSU	2018
4.	.684	Thomas Bryant (80 of 117), IND	2016
5.	.678	Jerry Lucas (122 of 180), OSU	1962

THREE-POINT FIELD GOALS MADE

SINGLE GAME

1.	11	Bryn Forbes, MSU at RU	3/2/2016
2.	10	Jon Diebler, OSU at PSU	3/1/2011
	10	Jordan Bohannon, WIS at MD	2/10/22
3.	9	Shawn Respert, MSU at IND	1/11/1995
		Roderick Wilmont, IND at NU	2/28/2007
		Matt Roth, IND vs. OSU	1/31/2009
		Robert Johnson, IND vs. IOWA	2/17/2018
		Scottie Lindsey, NU vs. IOWA	2/25/2018
		Mason Gillis, PUR vs. PSU	2/1/2023

SINGLE SEASON - TOTAL

1.	80	Shawn Respert, MSU	1995
2.	66	Bryn Forbes, MSU	2016
3.	65	Chris Kingsbury, IOWA	1995
4.	60	Jon Diebler, OSU	2009
		Carsen Edwards, PUR	2019

SINGLE SEASON - PER GAME

1.	4.44	Shawn Respert (80 in 18), MSU	1995
2.	3.67	Bryn Forbes (66 in 18), MSU	2016
3.	3.61	Chris Kingsbury (65 in 18), IOWA	1995
4.	3.56	Sharif Chambliss (57 in 16), PSU	2002
5.	3.25	Jay Edwards (52 in 16), IND	1988

THREE-POINT FG ATTEMPTS

SINGLE GAME

1.	18	Craig Moore, NU at IOWA	2/7/2009
2.	17	Shawn Respert, MSU vs. WIS	3/11/1995
		Roderick Wilmont, IND at PSU	1/13/2007
4.	16	Kevin Turner, ILL vs. IND	1/3/1998
		A.J. Guyton, IND at OSU	1/9/1999
		A.J. Guyton, IND at PSU (2OT)	1/31/1999
		Eric Gordon, IND at PSU	3/9/2008
		Michael Thompson, NU at IND	3/6/2010
		Ray Gallegos, NEB at MICH	1/9/2013
		Bryn Forbes, MSU at RU	3/2/2016
		Jordan Bohannon, WIS at MD	2/10/22
		Jamison Battle, MIN at MD	3/2/22

SINGLE SEASON - TOTAL

1.	199	Carsen Edwards, PUR	2019
2.	173	Shawn Respert, MSU	1995
3.	168	Craig Moore, NU	2009
4.	166	Ray Gallegos, NEB	2013
5.	163	Chris Kingsbury, IOWA	1995

SINGLE SEASON - PER GAME

1.	9.95	Carsen Edwards (199 in 20), PUR	2019
2.	9.75	Joe Crispin (156 in 16), PSU	2001
3.	9.61	Shawn Respert (173 in 18), MSU	1995
4.	9.22	Ray Gallegos (166 in 18), NEB	2013
5.	9.05	Chris Kingsbury (163 in 18), IOWA	1995

INDIVIDUAL RECORDS - CONFERENCE GAMES

THREE-POINT FG PCT

SINGLE GAME (Min. 6 made)

1.	1.000	Glen Rice (7 of 7), MICH vs. WIS	2/25/1989
		Doug Altenberger (6 of 6), ILL vs. WIS	2/7/1987
		Val Barnes (6 of 6), IOWA at PSU	2/22/1993
		Jim Bartels (6 of 6), IOWA at OSU	1/25/1995
		Maurice Ager (6 of 6), MSU at NU	1/21/2004
		Jeff Horner (6 of 6), IOWA vs. PSU	1/31/2004
		Cassius Winston (6 of 6), MSU vs. WIS	2/25/2018
		Joe Wieskamp (6-6), IOWA vs. ILL	1/20/2019
		Gabe Kalscheur (6-6), MINN vs. RUT	2/24/2019

SINGLE SEASON (Min. 1 per game)

1.	.656	Ted Kitchel (21 of 32), IND	1983
2.	.592	Matt Roth (29 of 49), IND	2012
3.	.588	Kelvin Torbert (20 of 34), MSU	2004
4.	.571	Jay Edwards (52 of 91), IND	1988
5.	.565	Woody Austin (26 of 46), PUR	1990

FREE THROWS MADE

SINGLE GAME

1.	26	Greg Graham, IND vs. PUR	2/21/1993
2.	25	Don Schlundt, IND vs. OSU	3/5/1955
3.	22	Luke Recker, IND vs. MICH	2/21/1999
	22	Peter Jok, IOWA vs. IND	2/21/2017
5.	21	Al Ferrari, MSU vs. IND	2/28/1955
		Terry Dischinger, PUR at IOWA	2/27/1961
		Don Nelson, IOWA at IND	2/17/1962

SINGLE SEASON - TOTAL

1.	179	Terry Dischinger, PUR	1962
2.	175	Don Schlundt, IND	1953
3.	157	Don Schlundt, IND	1955
4.	153	Don Schlundt, IND	1954
5.	150	Jimmy Rayl, IND	1962

SINGLE SEASON - PER GAME

1.	12.8	Terry Dischinger (179 in 14), PUR	1962
2.	11.2	Don Schlundt (157 in 14), IND	1955
3.	10.9	Don Schlundt (153 in 14), IND	1954
4.	10.7	Jimmy Rayl (150 in 14), IND	1962
5.	10.2	Terry Dischinger (143 in 14), PUR	1961

CAREER - MOST CONSECUTIVE

1.	46	Todd Leary, IND	1990 (4), 1991-92 (6) 1992-93 (21), 1993-94 (15)
2.	45	Steve Smith, MSU	1991
3.	38	Jamar Butler, OSU	2008
4.	37	Keith Smart, IND	1988
5.	36	Rick Olson, WIS	1984 (28), 1985 (8)

FREE THROW ATTEMPTS

SINGLE GAME

1.	30	Don Schlundt, IND vs. OSU	3/5/1955
2.	29	Jack Runyan, PUR at MICH	3/2/1953
3.	28	Greg Graham, IND vs. PUR	2/21/1993
4.	26	Al Ferrari, MSU vs. IND	2/28/1955
5.	25	Don Nelson, IOWA at IND	2/17/1962
		Luke Recker, IND vs. MICH	2/21/1999
		Diamond Stone, MD vs. PSU	12/30/2015

SINGLE SEASON - TOTAL

1.	223	Jack Runyan, PUR	1953
2.	215	Terry Dischinger, PUR	1962
3.	213	Don Schlundt, IND	1953
4.	193	Paul Ebert, OSU	1953
		Don Schlundt, IND	1954

SINGLE SEASON - PER GAME

1.	15.4	Terry Dischinger (215 in 14), PUR	1962
2.	13.8	Don Schlundt (193 in 14), IND	1954
3.	13.6	Don Schlundt (190 in 14), IND	1955
4.	13.1	Dick Garmaker (183 in 14), MINN	1954
5.	12.5	Jimmy Rayl (175 in 14), IND	1962

FREE THROW PCT

SINGLE GAME (Min. 15 attempts)

1.	1.000	Kevin Smith (19 of 19), MSU vs. IND	1/7/1982
		Ted Kitchel (18 of 18), IND vs. ILL	1/10/1981
		Sam Vincent (17 of 17), MSU vs. OSU	2/24/1983
		Larry Siegfried (16 of 16), OSU vs. PUR	3/7/1959
		Jimmy Rayl (15 of 15), IND at MICH	2/26/1962
		Rick Mount (15 of 15), PUR at NU	2/8/1969
		Steve Smith (15 of 15), MSU vs. MINN	1/19/1991
		Paul Grant (15 of 15), WIS vs. IOWA	2/26/1997
		Shavon Shields (15 of 15), NEB vs. ILL	2/12/2014

SINGLE SEASON

1.	.978	Daniel Horton (89 of 91), MICH	2006
2.	.957	Jason Bohannon (45 of 47), WIS	2008
3.	.949	Jordan Bohannon (37 of 39), IOWA	2018
4.	.943	Jamar Butler (50 of 53), OSU	2008
5.	.935	Steve Alford (58 of 62), IND	1985

REBOUNDS

SINGLE GAME

1.	33	Walt Bellamy, IND vs. MICH	3/11/1961
2.	30	Charles Darling, IOWA vs. WIS	3/3/1952
		Paul Morrow, WIS vs. PUR	1/3/1953
		Jerry Lucas, OSU vs. IND	3/10/1962
5.	29	Jim Pitts, NU vs. IND	2/13/1965

SINGLE SEASON - TOTAL

1.	261	Zach Edey, PUR	2023
2.	258	Zach Edey, PUR	2024
3.	256	Horace Walker, MSU	1960
4.	253	Jerry Lucas, OSU	1962
5.	249	M.C. Burton, MICH	1959

SINGLE SEASON - PER GAME

1.	18.3	Horace Walker (256 in 14), MSU	1960
2.	18.1	Jerry Lucas (253 in 14), OSU	1962
3.	17.8	M.C. Burton (249 in 14), MICH	1959
4.	17.6	Walt Bellamy (247 in 14), IND	1961
5.	17.3	John Green (242 in 14), MSU	1959

ASSISTS

SINGLE GAME

1.	20	Mateen Cleaves, MSU vs. MICH	3/4/2000
2.	18	Bruce Parkinson, PUR vs. MINN	3/8/1975
3.	16	Cal Wulfsberg, IOWA vs. OSU	1/24/1976
		Arriel McDonald, MINN vs. WIS	1/12/1994
		Demetri McCamey, ILL vs. PUR	2/20/2010
		Derrick Walton Jr., MICH at NEB	3/5/2017
		Bryant McIntosh, NU vs. MINN	1/10/2018
		BRaden Smith, PUR vs. NU	1/31/2024

SINGLE SEASON - TOTAL

1.	157	Cassius Winston, MSU	2019
2.	151	Braden Smith, PUR	2024
3.	141	Eric Snow, MSU	1995
4.	139	Demetri McCamey, ILL	2010
5.	138	Cal Wulfsberg, IOWA	1976

SINGLE SEASON - PER GAME

1.	7.85	Cassius Winston (157 in 20), MSU	2019
2.	7.83	Eric Snow (141 in 18), MSU	1995
3.	7.80	Denzel Valentine (117 in 15), MSU	2016
4.	7.75	Mateen Cleaves (124 in 16), MSU	1998
		Mateen Cleaves (124 in 16), MSU	2000

INDIVIDUAL RECORDS - CONFERENCE GAMES

STEALS

SINGLE GAME

1.	10	Michael Finley, WIS vs. PUR (2OT)	2/13/1993
2.	9	Scott May, IND vs. MICH (OT)	2/7/1976
		Kenyon Murray, IOWA vs. OSU	2/18/1995
		Mateen Cleaves, MSU vs. MINN	2/14/1998
5.	8	Greg Kelsner, MSU vs. NU	2/2/1976
		Darryl Mitchell, MINN vs. WIS	1/8/1981
		Bruce Douglas, ILL at PUR	2/25/1984
		Darryl Johnson, MSU vs. OSU	1/10/1987
		Gary Grant, MICH at NU	1/21/1987
		Melvin Newbern, MINN vs. MSU	3/8/1989
		Ace Baldwin Jr., PSU vs. NU	1/10/2024

SINGLE SEASON - TOTAL

1.	62	Melvin Newbern, MINN	1989
2.	54	Ace Baldwin Jr., PSU	2024
3.	52	Pat Baldwin, NU	1991
		Josh Reaves, PSU	2019
5.	51	Bruce Douglas, ILL	1986

SINGLE SEASON - PER GAME

1.	3.44	Melvin Newbern (62 in 18), MINN	1989
2.	2.89	Pat Baldwin (52 in 18), NU	1991
3.	2.83	Bruce Douglas (51 in 18), ILL	1986
4.	2.78	Bruce Douglas (50 in 18), ILL	1984
5.	2.75	Mateen Cleaves (44 in 16), MSU	1998

BLOCKED SHOTS

SINGLE GAME

1.	12	Mychal Thompson, MINN vs. OSU	1/26/1976
2.	11	Ken Johnson, OSU vs. IOWA	2/9/2000
	11	Reggie Lynch, MINN vs. PSU	2/25/2017
4.	10	Jim Pitts, NU vs. PUR	1/8/1966
4.	9	Herb Williams, OSU vs. IOWA	2/23/1980
		Randy Breuer, MINN vs. MICH	3/5/1983
		Acie Earl, IOWA vs. WIS	1/29/1992

SINGLE SEASON - TOTAL

1.	90	Ken Johnson, OSU	2000
2.	71	Acie Earl, IOWA	1992
3.	69	Calvin Booth, PSU	1998
4.	66	Reggie Lynch, MINN	2017
5.	63	Jaren Jackson, Jr., MSU	2018

SINGLE SEASON - PER GAME

1.	5.63	Ken Johnson (90 in 16), OSU	2000
2.	4.31	Calvin Booth (69 in 16), PSU	1998
3.	4.00	Joel Przybilla (44 in 11), MINN	2000
4.	3.94	Acie Earl (71 in 18), IOWA	1992
5.	3.88	Ken Johnson (62 in 16), OSU	2001

TEAM RECORDS - CONFERENCE GAMES

POINTS

SINGLE GAME

1.	128	MICH vs. PUR	2/19/1966
2.	127	MICH vs. IOWA	3/10/1990
3.	122	IND at OSU	2/2/1959
4.	121	ILL vs. PUR	2/6/1965
		ILL vs. MSU	3/9/1965

HIGHEST LOSING SCORE

1.	111	PUR at IOWA (112), 1974 (3OT)
2.	110	MINN vs. PUR (111), 1976 (2OT)

SINGLE SEASON - TOTAL

1.	1,683	ILL	2024
2.	1,657	PUR	2024
3.	1,642	IOWA	1988
4.	1,605	IOWA	2021
5.	1,591	IOWA	2022

SINGLE SEASON - PER GAME

1.	102.9	IOWA (1,441 in 14)	1970
2.	97.1	PUR (1,359 in 14)	1969
3.	95.4	MICH (1,336 in 14)	1966
4.	92.9	MICH (1,300 in 14)	1965
5.	92.4	ILL (1,293 in 14)	1965

FIELD GOALS MADE

SINGLE GAME

1.	55	MICH vs. IOWA	3/10/1990
2.	52	MICH vs. PUR	2/19/1966
3.	50	IND at OSU	2/2/1959
		ILL vs. PUR	2/6/1965
		ILL vs. MSU	3/9/1965
		IND at MSU	1/4/1975

SINGLE SEASON - TOTAL

1.	652	IND	1975
2.	636	MICH	1976
3.	624	MICH	1987
4.	611	MICH	1988
5.	606	MSU	1975
		MINN	1989

SINGLE SEASON - PER GAME

1.	39.9	IOWA (559 in 14)	1970
2.	38.1	ILL (534 in 14)	1965
3.	37.7	MICH (528 in 14)	1966
4.	37.6	PUR (526 in 14)	1969
5.	37.4	OSU (523 in 14)	1960

FIELD GOAL ATTEMPTS

SINGLE GAME - ONE TEAM

1.	114	IND vs. PUR	2/23/1953
2.	113	WIS at MSU	1/6/1964
3.	110	IND vs. IOWA	2/25/1950
		IND at MSU	1/11/1964
5.	109	MICH vs. PUR	1/23/1965

SINGLE GAME - TWO TEAMS

1.	207	WIS (113) at MSU (94)	1/6/1964
2.	206	IND (110) at MSU (96)	1/11/1964

SINGLE SEASON - TOTAL

1.	1,295	IOWA	2022
2.	1,282	MINN	1953
3.	1,271	IND	1975
4.	1,266	NEB	2020
5.	1,254	IOWA	2023

SINGLE SEASON - PER GAME

1.	87.9	MSU (1,230 in 14)	1964
2.	86.6	MINN (1,212 in 14)	1956
3.	85.9	NU (1,203 in 14)	1952

FIELD GOAL PCT

SINGLE GAME

1.	.755	PUR (37 of 49) vs. MICH	1/5/1981
2.	.738	MSU (31 of 42) at MINN	2/28/1987
3.	.733	MSU (33 of 45) at OSU	2/7/2004
4.	.727	PUR (32 of 44) vs. IOWA	1/27/1990
5.	.723	MINN (34 of 47) at IOWA	1/25/1960
		OSU (34 of 47) at MINN	1/22/1981

SINGLE SEASON

1.	.561	MICH (606 of 1,080)	1989
2.	.553	MSU (581 of 1,051)	1986
3.	.551	ILL (532 of 966)	1986
4.	.550	PUR (482 of 876)	1990
5.	.547	OSU (490 of 896)	1970

THREE-POINT FIELD GOALS MADE

SINGLE GAME

1.	20	PUR vs. IOWA	1/20/2018
2.	19	IND vs. ILL	1/19/2016
	19	PUR vs. IOWA	2/5/2020
	19	IOWA vs. MD	2/10/22
4.	18	IND vs. MINN	2/15/2015
	18	WIS vs. NEB	1/21/2020
	18	MINN vs. NEB	3/8/2020
	18	PSU vs. IND	1/11/2023

SINGLE SEASON - TOTAL

1.	209	PSU	2023
2.	199	IOWA	2021
3.	190	NEB	2024
4.	182	PUR	2019
5.	178	IND	2016

THREE-POINT FG ATTEMPTS

SINGLE GAME

1.	47	NU at ILL	12/30/2009
2.	43	IOWA vs. NEB	3/4/2021
	43	MINN vs. IOWA	12/25/2020
4.	42	NU at IND	3/6/2010
5.	40	MICH at IND	1/7/2009

SINGLE SEASON - TOTAL

1.	531	PSU	2023
2.	523	MINN	2021
3.	511	MD	2020
4.	506	NEB	2020
5.	503	NEB	2024

THREE-POINT FG PCT

SINGLE GAME (Min. 5 made)

1.	1.000	MINN (9 of 9) vs. PSU	1/11/2009
2.	.933	OSU (14 of 15) vs. WIS	3/6/2011
3.	.900	WIS (9 of 10) at ILL	1/25/1997
4.	.889	ILL (8 of 9) vs. MINN	2/4/1988
5.	.875	MICH (7 of 8) vs. IOWA	2/3/1988
		MSU (7 of 8) vs. MINN	2/6/1993

SINGLE SEASON

1.	.566	IND (30 of 53)	1983
2.	.500	IND (64 of 128)	1988
3.	.497	IND (72 of 145)	1989
4.	.490	ILL (75 of 153)	1987
		MICH (103 of 210)	1989

TEAM RECORDS - CONFERENCE GAMES

FREE THROWS MADE

SINGLE GAME

1.	43	IND vs. MICH	1/2/1953
		ILL vs. MSU	1/26/1980
		IND vs. OSU	2/8/1997
4.	42	IND at PUR	1/19/1953
		IND at MINN	2/3/1991

SINGLE SEASON - TOTAL

1.	442	IND	1953
2.	390	IND	1991
3.	376	OSU	1956
4.	375	IND	1997
5.	364	ILL	2024

SINGLE SEASON - PER GAME

1.	26.9	OSU (376 in 14)	1956
2.	25.9	IND (363 in 14)	1954
3.	25.4	IND (356 in 14)	1955
4.	25.0	MINN (350 in 14)	1954
5.	24.9	IND (349 in 14)	1956

FREE THROW ATTEMPTS

SINGLE GAME - ONE TEAM

1.	65	PUR at MICH	3/2/1953
2.	61	WIS at MICH	2/21/1953
3.	60	IND vs. MICH	1/3/1955
4.	56	IOWA vs. IND	12/22/1952
		IND at OSU	2/5/1955
		OSU at WIS	2/20/1956

SINGLE GAME - TWO TEAMS

1.	106	PUR (65) at MICH (41)	3/2/1953
2.	99	PUR (51) vs. MICH (48)	12/22/1952
		IND (55) at PUR (44)	1/19/1953

SINGLE SEASON - TOTAL

1.	688	PUR	1953
2.	648	IOWA	1953
3.	558	MINN	1953
4.	549	MINN	1954
5.	542	IND	1991

SINGLE SEASON - PER GAME

1.	39.2	MINN (549 in 14)	1954
2.	38.6	IND (541 in 14)	1954
3.	38.2	PUR (688 in 18)	1953
4.	36.9	IOWA (517 in 14)	1954
5.	36.4	OSU (509 in 14)	1956

FREE THROW PCT

SINGLE GAME (20 or more attempts)

1.	1.000	PUR (25 of 25) at WIS	2/7/1976
		PUR (25 of 25) at MICH	2/24/2001
		NU (24 of 24) vs. MSU	1/27/1977
		ILL (24 of 24) vs. PSU	1/21/1993
		NU (23 of 23) at MINN	2/20/1986
		WIS (22 of 22) vs. PUR	2/7/1976
		MINN (21 of 21) at OSU	1/19/1974
		OSU (20 of 20) vs. MD	3/1/2023/
		PUR (20 of 20) vs. OSU	2/18/2024

SINGLE SEASON

1.	.851	WIS (235 of 276)	2011
2.	.815	PUR (278 of 341)	2017
3.	.810	ILL (247 of 305)	2015
4.	.806	PUR (307 of 381)	1969
5.	.803	IOWA (318 of 396)	2024

REBOUNDS

SINGLE GAME

1.	95	IND vs. MICH	3/11/1961
2.	89	IND vs. PUR	2/24/1951
3.	84	MSU vs. OSU	1/19/1959
		MSU vs. IOWA	2/15/1964
5.	79	ILL vs. WIS	2/16/1959

SINGLE SEASON - TOTAL

1.	892	MSU	1959
2.	806	PUR	2024
3.	797	IOWA	2021
4.	794	MSU	2019
5.	793	IND	1959

SINGLE SEASON - PER GAME

1.	63.7	MSU (892 in 14)	1959
2.	56.6	IND (793 in 14)	1959
3.	54.3	MICH (760 in 14)	1959
		MSU (760 in 14)	1960
5.	53.1	IND (744 in 14)	1961

REBOUND MARGIN

PER GAME

1.	14.7	MSU	2000
2.	13.4	MSU	2001
3.	12.6	IOWA	1987
4.	11.5	MSU	2009
5.	11.3	PUR	2024

ASSISTS

SINGLE GAME

1.	36	MICH vs. IOWA	2/3/1988
		MSU vs. MICH	3/4/2000
3.	33	WIS vs. NU	3/7/1953
		MICH vs. PUR	3/7/1987
		NU vs. RU	2/27/2016

SINGLE SEASON - TOTAL

1.	393	IND	1976
2.	372	MICH	1987
3.	368	OSU	1975
4.	364	MSU	2016
5.	362	PUR	2024

STEALS

SINGLE GAME

1.	23	IOWA vs. NU	2/22/1986
2.	20	ILL vs. PUR (OT)	2/23/1987
3.	19	IND vs. NU	1/17/1987
		IOWA vs. OSU	1/10/1996
5.	18	OSU vs. NU	2/25/1978
		ND at IOWA	1/19/1991
		IOWA vs. NU	3/8/1993
		IOWA vs. PSU	1/27/1999
		MINN vs. PSU	2/22/2003

SINGLE SEASON - TOTAL

1.	184	IOWA	1994
2.	176	IOWA	1995
3.	167	IOWA	1991
4.	162	MINN	1989
		IOWA	1996
		PSU	2024

TEAM RECORDS - CONFERENCE GAMES

BLOCKED SHOTS

SINGLE GAME

1.	15	PUR at NU	3/2/1978
		OSU vs. IOWA	2/23/1980
		NU at RU	1/12/2017
		MINN vs. PSU	2/25/2017
5.	14	PUR at NU	1/15/2009
		NEB at NU	1/2/2018
7.	13	MINN vs. OSU	1/26/1976
		OSU vs. IOWA	3/7/1981
		MINN vs. MICH	3/5/1983
		ILL vs. MINN	1/17/1987
		OSU vs. MICH	2/6/2007
		IOWA vs. ILL	3/5/2013
		UMD at NEB	2/3/2016
		PSU vs. WIS	12/4/2017
		MSU vs. RUT	12/5/2017
		MSU vs. IND	2/3/2018
		ILL vs. MD	1/26/2019
		IND vs. ILL	1/3/2019
		PSU vs. PUR	2/16/2019

SINGLE SEASON - TOTAL

1.	179	PSU	1998
2.	137	MINN	2017
3.	133	MSU	2018
4.	111	ILL	2023
5.	110	UMD	2016

TURNOVERS

HIGHEST TURNOVER MARGIN PER GAME

1.	5.1	NU	2004
		PUR	2008
3.	5.0	IOWA	1995
4.	4.9	IND	1991
	4.9	IOWA	2022

SINGLE SEASON - LOWEST PER GAME

1.	6.4	WIS	2011
2.	6.8	WIS	2015
3.	7.9	WIS	2014
4.	8.1	WIS	2010
		PUR	2012
		WIS	2023

SINGLE SEASON - HIGHEST FORCED PER GAME

1.	19.1	IOWA	1995
2.	18.9	IOWA	1991
3.	18.8	OSU	1991
4.	18.1	ILL	1988
		IND	1991

PERSONAL FOULS

SINGLE GAME - ONE TEAM

1.	41	MSU at NU	2/2/1952
2.	40	PUR vs. ILL	3/1/1952
		OSU vs. PUR	3/5/1981
4.	39	MSU at WIS	1/29/1977
5.	38	IND at NU	2/16/1952

SINGLE GAME - TWO TEAMS

1.	73	PUR (40) vs. ILL (33)	3/1/1952
2.	72	IND (38) at NU (34)	2/16/1952

SINGLE SEASON

1.	456	MICH	1953
2.	445	MINN	1991
3.	442	PUR	1953
4.	430	NU	1953
5.	424	IND	1953

MISCELLANEOUS

CONSECUTIVE WINS (ALL GAMES)

1.	34	IND	(3-1974, 31-1975)
2.	33	IND	(32-1976, 1-1977)
3.	32	OSU	(5-1960, 27-1961)

CONSECUTIVE WINS (BIG TEN GAMES)

1.	37	IND	(1-1974, 18-1975, 18-1976)
2.	27	OSU	(1-1960, 14-1961, 12-1962)
3.	25	ILL	(10-2004, 15-2005)
4.	23	WIS	(12-1912, 11-1913)
5.	20	IND	(16-1952, 4-1953)

CONSECUTIVE HOME WINS (ALL GAMES)

1.	53	MSU	(1998-2002)
2.	50	OSU	(1959-63)
		IND	(1991-95)

SINGLE GAME - MOST OVERTIMES

1.	6	MINN (59) vs. PUR (56)	1/29/1955
----	---	------------------------	-----------

SINGLE SEASON - MOST OVERTIME GAMES

1.	6	MICH	1981
		MINN	1981
		OSU	1982
		WIS	2023

* Due to NCAA sanctions, Michigan has vacated the records from the 1992 Final Four, the 1992-93, '95-96, '96-97, '97-98 and '98-99 seasons. The asterisk also denotes records, awards and other honors that have been vacated due to NCAA and U-M sanctions.

ANNUAL INDIVIDUAL STAT CHAMPIONS

SCORING

(Conference games only)

Year	Name, School	G	Pts	Avg
1906	Emmett Angell, WIS		96	
1907	John Schommer, CHI		95	
1908	John Schommer, CHI		105	
1909	John Schommer, CHI		104	
1910	David Charters, PUR		112	
1911	Frank Lawler, MINN		143	
1912	Otto Stangel, WIS		177	
1913	Homer Dahringer, ILL		125	
1914	Harold Whittle, NU		109	
1915	George Levis, WIS		140	
1916	Henry Brockenbraugh, PUR		119	
1917	Harold Gillen, MINN		126	
	Ralf Woods, ILL		126	
1918	Earl Anderson, ILL		162	
1919	Gorgas, CHI		106	
1920	Charles Carney, ILL		188	
1921	Don White, PUR		154	
1922	Charles Carney, ILL		172	
1923	Jack Funk, IOWA		143	
1924	George Spradling, PUR		128	
1925	John Miner, OSU		133	
1926	Arthur Beckner, IND		108	
1927	Wilbur Cummins, PUR		128	
1928	Bennie Oosterbaan, MICH		129	
1929	Charles Murphy, PUR		145	
1930	Branch McCracken, IND		147	
1931	Joe Reif, NU		120	
1932	John Wooden, PUR		154	
1933	Joe Reif, NU		168	
1934	Norm Cottom, PUR		119	
1935	Bill Haarlow, CHI		156	
1936	Bob Kessler, PUR		160	
1937	Jewell Young, PUR		172	
1938	Jewell Young, PUR		184	
1939	Jimmy Hull, OSU	12	169	14.1
1940	Bill Hapac, ILL	12	164	13.7
1941	Joe Stampf, CHI	12	166	13.8
1942	John Kotz, WIS	14	242	17.3
1943	Andy Phillip, ILL	12	255	21.3
1944	Dick Ives, IOWA	12	208	17.3
1945	Max Morris, NU	12	189	15.8
1946	Max Morris, NU	12	198	16.5
1947	Bob Cook, WIS	12	187	15.6
1948	Murray Wier, IOWA	12	272	22.7
1949	Don Reffeldt, WIS	12	229	19.1
1950	Don Reffeldt, WIS	12	265	22.1
1951	Ray Ragelis, NU	14	277	19.8
1952	Charles Darling, IOWA	14	364	26.0
1953	Don Schlundt, IND	18	459	25.5
1954	Don Schlundt, IND	14	379	27.1
1955	Don Schlundt, IND	14	369	26.4
1956	Robin Freeman, OSU	14	455	32.5
1957	Archie Dees, IND	14	356	25.4
1958	Archie Dees, IND	14	362	25.9
1959	M.C. Burton, MICH	14	316	22.6
1960	Terry Dischinger, PUR	14	384	27.4
1961	Terry Dischinger, PUR	14	405	28.3
1962	Terry Dischinger, PUR	14	459	32.8
1963	Gary Bradds, OSU	14	433	30.9
1964	Gary Bradds, OSU	14	474	33.9
1965	Dave Schellhase, PUR	14	391	27.9
1966	Cazzie Russell, MICH	14	465	33.2
1967	Tom Kondla, MINN	14	396	28.3
1968	Rick Mount, PUR	14	416	29.7
1969	Rick Mount, PUR	14	493	35.2
1970	Rick Mount, PUR	14	552	39.4
1971	George McGinnis, IND	14	418	29.9
1972	Mike Robinson, MSU	14	381	27.2
1973	Mike Robinson, MSU	14	374	26.7

Year	Name, School	G	Pts	Avg
1974	Campy Russell, MICH	14	336	24.0
1975	Terry Furlow, MSU	17	363	21.4
1976	Terry Furlow, MSU	18	558	31.0
1977	Mychal Thompson, MINN	18	410	22.8
1978	Mychal Thompson, MINN	18	409	22.7
1979	Joe Barry Carroll, PUR	18	429	23.8
1980	Jay Vincent, MSU	18	397	22.1
1981	Jay Vincent, MSU	18	433	24.1
1982	Keith Edmonson, PUR	18	370	20.6
1983	Randy Breuer, MINN	18	377	20.9
1984	Vacated			
1985	Sam Vincent, MSU	18	427	23.7
1986	Scott Skiles, MSU	18	524	29.1
1987	Dennis Hopson, OSU	18	510	28.3
1988	Glen Rice, MICH	18	413	22.9
1989	Glen Rice, MICH	18	447	24.8
1990	Kendall Gill, ILL	18	368	20.4
1991	Steve Smith, MSU	18	418	23.2
1992	Jim Jackson, OSU	18	396	22.0
1993	Glenn Robinson, PUR-FR	18	459	25.5
1994	Glenn Robinson, PUR	18	560	31.1
1995	Shawn Respert, MSU	18	459	25.5
1996	Brian Evans, IND	18	399	22.2
1997	Andre Woolridge, IOWA	18	376	20.9
1998	Michael Redd, OSU-FR	16	352	22.0
1999	Quincy Lewis, MINN	16	408	25.5
2000	A.J. Guyton, IND	16	345	21.6
2001	Kirk Haston, IND	16	325	20.3
2002	Marcus Taylor, MSU	14	248	17.7
2003	Brian Cook, ILL	16	320	20.0
2004	Kris Humphries, MINN-FR	15	315	21.0
2005	Bracey Wright, IND	13	238	18.3
2006	Alando Tucker, WIS	16	320	20.0
2007	Adam Haluska, IOWA	16	341	21.3
2008	Eric Gordon, IND-FR	18	374	20.8
2009	Evan Turner, OSU	18	311	17.3
2010	Evan Turner, OSU	16	322	20.1
2011	JaJuan Johnson, PUR	18	372	20.7
2012	John Shurna, NU	18	360	20.0
2013	Trey Burke, MICH	18	363	20.2
2014	Terran Petteway, NEB	18	334	18.6
2015	D'Angelo Russell, OSU-FR	18	366	20.3
2016	Denzel Valentine, MSU	15	308	20.5
2017	Caleb Swanigan, PUR	18	341	18.9
2018	Tony Carr, PSU	18	362	20.1
2019	Carsen Edwards, PUR	20	427	21.4
2020	Luka Garza, IOWA	20	524	26.2
2021	Luka Garza, IOWA	20	437	21.9
2022	Keegan Murray, IOWA	19	433	22.8
2023	Zach Edey, PUR	20	437	21.9
2024	Zach Edey, PUR	20	508	25.40

(All games)

Year	Name, School	G	Pts	Avg
1990	Steve Smith, MSU	31	627	20.2
1991	Steve Smith, MSU	30	752	25.1
1992	Jim Jackson, OSU	32	718	22.4
1993	Glenn Robinson, PUR-FR	28	676	24.1
1994	Glenn Robinson, PUR	34	1,030	30.3
1995	Shawn Respert, MSU	28	716	25.6
1996	Brian Evans, IND	31	658	21.2
1997	Andre Woolridge, IOWA	32	645	20.2
1998	Michael Redd, OSU-FR	30	658	21.9
1999	Quincy Lewis, MINN	27	625	23.1
2000	A.J. Guyton, IND	29	570	19.7
2001	Joe Crispin, PSU	33	642	19.5
2002	Willie Deane, PUR	30	518	17.3
2003	Brian Cook, ILL	30	599	20.0
2004	Kris Humphries, MINN-FR	29	629	21.7
2005	Bracey Wright, IND	26	476	18.3
2006	Maurice Ager, MSU	34	656	19.3

ANNUAL INDIVIDUAL STAT CHAMPIONS

SCORING (CONTINUED)

(All games)

Year	Name, School	G	Pts	Avg
2007	Adam Haluska, IOWA	31	637	20.5
2008	Eric Gordon, IND-FR	32	669	20.9
2009	Evan Turner, OSU	33	572	17.3
2010	Evan Turner, OSU	31	632	20.4
2011	JaJuan Johnson, PUR	34	698	20.5
2012	John Shurna, NU	33	661	20.0
2013	Deshawn Thomas, OSU	37	733	19.8
2014	Terran Petteway, NEB	32	579	18.1
2015	D.J. Newbill, PSU	34	704	20.7
2016	Denzel Valentine, MSU	31	595	19.2
2017	Peter Jok, IOWA	32	636	19.9
2018	Keita Bates-Diop, OSU	34	672	19.8
2019	Carsen Edwards, PUR	36	874	24.3
2020	Luka Garza, IOWA	31	740	23.9
2021	Luka Garza, IOWA	31	747	24.1
2022	Keegan Murray	35	822	23.5
2023	Zach Edey, PUR	34	757	22.3
2024	Zach Edey, PUR	39	983	25.2

FIELD GOAL PERCENTAGE

(Conference games only)

Year	Name, School	FG	FGA	Pct
1947	Ralph Hamilton, IND	73	195	.374
1948	Dick Schnittker, OSU	70	190	.368
1949	Jim McIntyre, MINN	68	181	.376
1950	Bob Donham, OSU	68	114	.430
1951	Ralph Gelle, MINN	43	98	.439
1952	Don Schlundt, IND	84	194	.433
1953	Dick Farley, IND	69	151	.457
1954	Don Schundt, IND	113	224	.504
1955	John Miller, OSU	93	193	.482
1956	Wally Choice, IND	93	185	.503
1957	Dick Neal, IND	84	164	.512
1958	John Green, MSU	107	199	.538
1959	Walt Bellamy, IND	95	181	.525
1960	Jerry Lucas, OSU	143	218	.656
1961	Jerry Lucas, OSU	137	224	.612
1962	Jerry Lucas, OSU	122	180	.678
1963	Gary Bradds, OSU	154	293	.526
1964	Gary Bradds, OSU	174	325	.535
1965	Skip Thoren, ILL	130	226	.575
1966	Cazzie Russell, MICH	182	336	.542
1967	Dave McClellan, MICH	67	114	.588
1968	Dave Sorenson, OSU	103	172	.599
1969	Jim Cleamons, OSU	97	155	.625
1970	John Johnson, IOWA	181	298	.607
1971	Ken Brady, MICH	74	120	.617
1972	Bill Kilgore, MSU	82	148	.554
1973	Kevin Kunnert, IOWA	131	226	.580
1974	John Garrett, PUR	121	210	.576
1975	John Robinson, MICH	76	126	.603
1976	Kent Benson, IND	140	231	.606
1977	Mychal Thompson, MINN	175	293	.597
1978	Kevin McHale, MINN	105	173	.607
1979	Marty Bodnar, MICH	76	126	.603
1980	Ron Charles, MSU	103	153	.673
1981	Ray Tolbert, IND	107	171	.626
1982	Russell Cross, PUR	73	134	.560
1983	Kevin Willis, MSU	117	195	.600
1984	Jim Peterson, MINN	71	111	.640
1985	Uwe Blab, IND	129	220	.586
1986	Ken Norman, ILL	133	207	.643
1987	Roy Marble, IOWA	93	157	.592
1988	Nick Anderson, ILL	140	231	.606
1989	Loy Vaught, MICH	109	161	.677
1990	Stephen Scheffler, PUR	115	150	.767
1991	Patrick Tompkins, WIS	94	159	.591
1992	Mike Peplowski, MSU	104	170	.612
1993	Greg Graham, IND	101	172	.587

1994	Deon Thomas, ILL	121	202	.599
1995	Alan Henderson, IND	167	274	.609
1996	Quinton Brooks, MSU	106	198	.535
1997	Evan Eschmeyer, NU	108	164	.659
1998	Jarrett Stephens, PSU	83	129	.643
1999	Evan Eschmeyer, NU	88	163	.540
2000	George Reese, OSU	91	170	.535
2001	Andre Hutson, MSU	83	133	.624
2002	Robert Archibald, ILL	58	89	.652
2003	Roger Powell, ILL	50	78	.641
2004	Velimir Radinovic, OSU	65	101	.644
2005	Carl Landry, PUR	93	147	.633
2006	Spencer Tollackson, MINN	48	77	.623
2007	Greg Oden, OSU-FR	89	154	.578
2008	Cyrus Tate, IOWA	66	94	.702
2009	B.J. Mullens, OSU-FR	78	111	.703
2010	Raymar Morgan, MSU	83	148	.561
2011	Jordan Morgan, MICH-FR	76	115	.661
2012	Cody Zeller, IND-FR	101	164	.616
2013	Victor Oladipo, IND	91	159	.572
2014	Maurice Walker, MINN	62	99	.626
2015	Jae'Sean Tate, OSU-FR	77	125	.616
2016	Thomas Bryant, IND-FR	80	117	.684
2017	Dererk Pardon, NU	66	107	.617
2018	Mike Watkins, PSU	91	130	.700
2019	Matt Haarms, PUR	70	110	.636
2020	Jalen Smith, MD	120	214	.561
2021	Kofi Cockburn, ILL	146	220	.664
2022	Zach Edey, PUR	116	185	.627
2023	Zach Edey, PUR	172	291	.591
2024	Kel'el Ware, IND	127	201	.632

(All games)

Year	Name, School	FG	FGA	Pct.
1990	Stephen Scheffler, PUR	173	248	.698
1991	Patrick Tompkins, WIS	164	258	.636
1992	Mike Peplowski, MSU	168	266	.632
1993	Mike Peplowski, MSU	161	252	.639
1994	Anthony Miller, MSU	162	249	.651
1995	Alan Henderson, IND	284	476	.597
1996	Quinton Brooks, MSU	195	346	.564
1997	Evan Eschmeyer, NU	147	240	.613
1998	Jarrett Stephens, PSU	165	257	.642
1999	Evan Eschmeyer, NU	180	308	.584
2000	Joel Przybilla, MINN	122	199	.613
2001	Chris Young, MICH	89	139	.640
2002	Robert Archibald, ILL	114	173	.659
2003	Jerry Holman, MINN	138	233	.592
2004	Velimir Radinovic, OSU	109	167	.653
2005	James Augustine, ILL	141	227	.621
2006	Courtney Sims, MICH	143	226	.633
2007	Greg Oden, OSU-FR	189	307	.616
2008	D.J. White, IND	216	357	.605
2009	B. J. Mullens, OSU-FR	120	188	.638
2010	Mike Tisdale, ILL	165	282	.585
2011	Jordan Morgan, MICH-FR	141	225	.627
2012	Cody Zeller, IND-FR	200	321	.623
2013	Victor Oladipo, IND	182	304	.599
2014	Aaron White, IOWA	143	245	.584
2015	Jae'Sean Tate, OSU-FR	126	214	.589
2016	Thomas Bryant, IND-FR	157	230	.683
2017	Cordell Pemsli, IOWA-FR	116	188	.617
2018	Nick Ward, MSU	162	250	.648
2019	Matt Haarms, PUR	132	209	.632
2020	Daniel Otoru, MINN	238	423	.563
2021	Kofi Cockburn, ILL	214	327	.654
2022	Zach Edey, PUR	210	324	.648
2023	Zach Edey, PUR	290	478	.607
2024	Zach Edey, PUR	336	539	.623

ANNUAL INDIVIDUAL STAT CHAMPIONS

THREE-POINT FIELD GOALS

(Conference games only)

Year	Name, School	G	No.
1983	Steve Carfino, IOWA	18	27
1987	Steve Alford, IND	18	54
1988	Jay Edwards, IND-FR	18	52
1989	Glen Rice, MICH	18	55
1990	Kirk Manns, MSU	17	47
1991	Demetrius Calip, MICH	18	48
1992	Tracy Webster, WIS	18	53
1993	Michael Finley, WIS	18	44
1994	Shawn Respert, MSU	18	58
1995	Shawn Respert, MSU	18	80
1996	Pete Lisicky, PSU	18	48
1997	Pete Lisicky, PSU	18	57
1998	Louis Bullock, MICH*	16	51
1999	Robbie Reid, MICH	16	49
2000	Cory Bradford, ILL	16	48
2001	Joe Crispin, PSU	16	49
2002	Sharif Chambliss, PSU	16	57
2003	Sharif Chambliss, PSU	16	51
2004	Chris Hill, MSU	16	46
2005	Dee Brown, ILL	16	51
2006	Robert Vaden, IND	16	41
	Jeff Horner, IOWA	16	41
2007	Drew Neitzel, MSU	16	51
2008	Craig Moore, NU	18	56
2009	Craig Moore, NU	18	66
2010	John Shurna, NU	18	52
2011	Talor Battle, PSU	18	57
2012	Matt Gatens, IOWA	18	49
2013	Ray Gallegos, NEB	18	49
2014	Yogi Ferrell, IND	18	51
2015	D'Angelo Russell, OSU-FR	18	49
2016	Bryn Forbes, MSU	18	66
2017	Bronson Koenig, WIS	17	46
2018	Jordan Bonhannon, IOWA	18	55
2019	Carsen Edwards, PUR	20	60
2020	Cassius Winston, MSU	20	51
2021	Jordan Bohannon, IOWA	20	58
2022	Alfonso Plummer, ILL	20	56
2023	Andrew Funk, PSU	20	58
2024	Boo Buie, NU	20	57

(All games)

Year	Name, School	G	No.
1990	Kirk Manns, MSU	31	81
1991	Jimmy Oliver, PUR	29	79
1992	Tom Michael, ILL	28	75
	Tracy Webster, WIS	31	75
1993	Michael Finley, WIS	28	63
1994	Shawn Respert, MSU	32	92
1995	Shawn Respert, MSU	28	119
1996	Pete Lisicky, PSU	27	89
1997	Louis Bullock, MICH*	35	101
1998	Louis Bullock, MICH*	34	93
1999	Scoonie Penn, OSU	36	88
2000	Cory Bradford, ILL	32	96
2001	Joe Crispin, PSU	33	108
2002	Sharif Chambliss, PSU	28	99
2003	Chris Hill, MSU	35	95
2004	Chris Hill, MSU	30	84
2005	Luther Head, ILL	39	116
2006	Rich McBride, ILL	33	83
	Maurice Ager, MSU	34	83
2007	Drew Neitzel, MSU	35	114
2008	Craig Moore, NU	35	97
2009	Craig Moore, NU	31	110
2010	Jon Diebler, OSU	37	116
2011	Jon Diebler, OSU	37	114
2012	John Shurna, NU	33	95
2013	Ray Gallegos, NEB	33	83

2014	D.J. Richardson, ILL	36	83
2014	Ben Brust, WIS	38	96
2015	Denzel Valentine, MSU	39	102
2016	Bryn Forbes, MSU	35	112
2017	Derrick Walton Jr., MICH	38	98
2018	Shep Garner, PSU	39	120
2019	Carsen Edwards, PUR	36	135
2020	Gabe Kalscheur, MINN	31	76
2021	Duane Washington Jr., OSU	31	89
2022	Alfonso Plummer, ILL	20	98
2023	Andrew Funk, PSU	37	112
2024	Payton Sandfort, IOWA	34	94

THREE-POINT FIELD GOAL PERCENTAGE

(Conference games only)

Year	Name, School	FG	FGA	Pct
1983	Ted Kitchel, IND	21	32	.656
1987	Jeff Moe, IOWA	32	63	.508
1988	Jay Edwards, IND-FR	52	91	.571
1989	Kirk Manns, MSU	52	94	.553
1990	Kirk Manns, MSU	47	96	.490
1991	Tim Locum, WIS	36	73	.493
1992	Tom Michael, ILL	49	88	.557
1993	Greg Graham, IND	38	71	.535
1994	Brian Evans, IND	28	56	.500
1995	Cuonzo Martin, PUR	57	121	.471
1996	Chad Austin, PUR	33	74	.446
1997	Kent McCausland, IOWA	42	83	.506
1998	Louis Bullock, MICH*	51	106	.481
1999	Robbie Reid, MICH	49	107	.458
2000	Duany Duany, WIS	26	57	.456
2001	Kirk Penney, WIS	44	92	.478
2002	Kyle Hornsby, IND	37	74	.500
2003	LaVell Blanchard, MICH	39	90	.433
2004	Kelvin Torbert, MSU	20	34	.588
2005	Dee Brown, ILL	51	99	.515
2006	Bryant Dillon, PUR	17	34	.500
2007	Danny Morrissey, PSU	35	71	.493
2008	Robbie Hummel, PUR	30	63	.476
2009	Jon Diebler, OSU	60	132	.455
	Devan Dumes, IND	35	77	.455
2010	Blake Hofferber, MINN	43	91	.473
2011	Jon Diebler, OSU	56	105	.533
2012	Matt Roth, IND	29	49	.592
2013	Christian Watford, IND	34	66	.515
2014	Josh Gasser, WIS	30	61	.492
2015	Nick Zeisloft, IND	36	70	.514
2016	Kam Williams, OSU	34	66	.515
2017	JaQuan Lyle, OSU	24	45	.533
2018	Cassius Winston, MSU	37	66	.561
2019	Brevin Pritzl, WIS	23	43	.535
2020	Cassius Winston, MSU	51	105	.486
2021	Joe Wieskamp, IOWA	51	103	.495
2022	Alfonso Plummer, ILL	56	140	.400
2023	Andrew Funk, PSU	58	143	.406
2024	Boo Buie, NU	57	118	.483

(All games)

Year	Name, School	FG	FGA	Pct
1990	Rex Walters, NU	53	112	.473
1991	Todd Leslie, NU	65	127	.512
1992	Tom Michael, ILL	75	152	.493
1993	Greg Graham, IND	57	111	.514
1994	Brian Evans, IND	43	94	.457
1995	Shawn Respert, MSU	119	251	.474
1996	Pete Lisicky, PSU	89	189	.471
1997	Kent McCausland, IOWA	70	134	.522
1998	Jaraan Cornell, PUR	61	122	.500
1999	Kent McCausland, IOWA	59	140	.421
2000	Morris Peterson, MSU	85	200	.425
2001	Sean Harrington, ILL	51	111	.459
2002	Dane Fife, IND	66	140	.471

ANNUAL INDIVIDUAL STAT CHAMPIONS

THREE-POINT FIELD GOAL PERCENTAGE (CONTINUED)

(All games)

Year	Name, School	FG	FGA	Pct
2003	Sean Harrington, ILL	64	144	.444
2004	Kelvin Torbert, MSU	31	64	.484
2005	Clayton Hanson, WIS	55	121	.455
2006	Jamar Smith, ILL	66	137	.482
2007	Chris Lutz, PUR	58	123	.472
2008	Armon Bassett, IND	69	152	.454
2009	Stanley Pringle, PSU	72	159	.453
2010	Blake Hoffarber, MINN	85	182	.467
2011	Jon Diebler, OSU	114	227	.502
2012	Matt Roth, IND	42	77	.545
2013	Christian Watford, IND	60	124	.484
2014	Kenny Kaminski, MSU-FR	38	77	.494
2015	Marc Loving, OSU	47	102	.461
2016	Bryn Forbes, MSU	112	233	.481
2017	Nathan Taphorn, NU	39	83	.470
2018	Cassius Winston, MSU	75	151	.497
2019	Isaiah Livers, MICH	52	122	.426
2020	Cassius Winston, MSU	73	169	.432
2021	Jordan Bohannon, IOWA	80	205	.390
2022	Payton Willis, MINN	74	173	.428
2023	Andrew Funk, PSU	112	272	.412
2024	Boo Buie, NU	89	205	.434

FREE THROW PERCENTAGE

(Conference games only)

Year	Name, School	FT	FTA	Pct
1947	Bob Cook, WIS	47	63	.746
1948	Ward Williams, IND	27	34	.794
1949	Howie Williams, PUR	30	35	.857
1950	Dan Page, WIS	28	32	.875
1951	Meyer Skogg, MINN	31	35	.886
1952	Clive Follmer, ILL	40	51	.784
	Gordon Stauffer, MSU	40	51	.784
1953	Don Schlundt, IND	175	213	.822
1954	W. Stoepelwerth, NU	26	32	.813
1955	Robin Freeman, OSU	45	53	.849
1956	Hallie Bryant, IND	45	51	.882
1957	Archie Dees, IND	106	125	.848
1958	Sam Gee, IND	46	50	.920
1959	Roger Taylor, ILL	48	55	.873
1960	Govoner Vaughn, ILL	42	48	.875
1961	Larry Siegfried, OSU	56	61	.918
1962	Bill Cacciatore, NU	38	43	.884
1963	Jimmy Rayl, IND	108	122	.885
1964	Jimmy Rodgers, IOWA	59	69	.855
	Mel Garland, PUR	59	69	.855
1965	Jon McGlockin, IND	36	39	.923
1966	Henry Ebershoff, PUR	59	64	.922
1967	Jack Johnson, IND	26	30	.867
1968	Bill Keller, PUR	50	55	.909
1969	Bill Keller, PUR	56	61	.918
1970	Rick Ford, IND	60	65	.923
1971	Larry Weatherford, PUR	71	81	.876
1972	John Ritter, IND	69	76	.906
1973	Rick Williams, IOWA	48	55	.873
1974	Dennis Graff, ILL	35	38	.921
1975	C.J. Kupec, MICH	71	80	.880
1976	Terry Furlow, MSU	144	161	.894
1977	Osborne Lockhart, MINN	43	48	.896
1978	Jerry Sichting, PUR	54	61	.885
1979	Jerry Marifke, NU	46	52	.885
1980	Terry Donnelly, MSU	44	51	.863
	Wesley Matthews, WIS	82	95	.863
1981	Jim Stack, NU	55	60	.917
1982	Ted Kitchel, IND	104	118	.881
1983	Ted Kitchel, IND	63	69	.913
1984	Rick Olson, WIS	48	52	.923
1985	Steve Alford, IND	58	62	.935
1986	Scott Skiles, MSU	110	124	.887

1987	Darryl Johnson, MSU	69	77	.896
1988	Jay Edwards, IND-FR	66	72	.917
1989	Jerry Francis, OSU	51	55	.927
1990	Brian Good, WIS	46	51	.902
1991	Jimmy Oliver, PUR	75	86	.872
1992	Tracy Webster, WIS	46	53	.868
1993	Pat Baldwin, NU	53	59	.898
1994	T.J. Wheeler, ILL	40	44	.909
1995	Shawn Respert, MSU	83	94	.883
1996	Kiwane Garris, ILL	49	55	.891
1997	Louis Bullock, MICH*	50	56	.893
1998	Pete Lisicky, PSU	58	63	.921
1999	Mateen Cleaves, MSU	50	57	.877
2000	Joe Crispin, PSU	86	95	.905
2001	Titus Ivory, PSU	63	69	.913
2002	Brian Cook, ILL	46	50	.920
2003	Sharif Chambliss, PSU	38	42	.905
2004	Jeff Horner, IOWA	56	61	.918
2005	Alan Anderson, MSU	51	55	.927
2006	Daniel Horton, MICH	89	91	.978
2007	Dion Harris, MICH	48	55	.873
2008	Jason Bohannon, WIS	45	47	.957
2009	Lawrence Westbrook, MINN	54	59	.915
2010	Lawrence Westbrook, MINN	38	42	.905
2011	William Buford, OSU	39	43	.907
2012	Andre Hollins, MINN-FR	36	39	.923
2013	Dashaun Thomas, OSU	69	79	.873
2014	Josh Gasser, WIS	58	66	.879
2015	Jaylon Tate, ILL	36	39	.923
2016	Joey King, MINN	42	48	.875
2017	Peter Jok, IOWA	88	96	.917
2018	Jordan Bohannon, IOWA	37	39	.949
2019	Jordan Bohannon, IOWA	64	71	.901
2020	Joe Wieskamp, IOWA	76	87	.874
2021	Duane Washington Jr., OSU	50	57	.877
2022	Brad Davison, WIS	57	64	.891
2023	Boo Buie, NU	92	105	.876
2024	Payton Sandfort, IOWA	65	71	.915

(All games)

Year	Name, School	FT	FTA	Pct
1990	Ryan Berning, PUR	78	95	.821
1991	Charles Howell, NU	114	132	.864
1992	Val Barnes, IOWA	81	94	.862
1993	Pat Baldwin, NU	66	75	.880
1994	Pat Graham, IND	100	112	.893
1995	Shawn Respert, MSU	139	160	.869
1996	Kiwane Garris, ILL	112	130	.862
1997	Neil Reed, IND	146	171	.854
1998	Louis Bullock, MICH*	123	135	.911
1999	Louis Bullock, MICH*	178	206	.864
2000	Joe Crispin, PSU	181	203	.892
2001	Titus Ivory, PSU	125	139	.899
2002	Sharif Chambliss, PSU	57	64	.891
2003	Sharif Chambliss, PSU	64	71	.901
2004	Kenneth Lowe, PUR	116	134	.866
2005	Alan Anderson, MSU	114	130	.877
2006	Daniel Horton, MICH	136	151	.901
2007	Drew Neitzel, MSU	123	140	.879
2008	Jamar Butler, OSU	82	87	.943
2009	Matt Gatens, IOWA	75	83	.904
2010	Robbie Hummel, PUR	110	122	.902
2011	Matt Gatens, IOWA	76	87	.874
2012	Andre Hollins, MINN-FR	85	94	.904
2013	Adreian Payne, MSU	89	105	.848
2014	Ben Brust, WIS	80	89	.899
2015	Melo Trimble, MD-FR	207	240	.863
2016	Joey King, MINN	78	88	.886
2017	Peter Jok, IOWA	154	169	.911
2018	Jordan Bohannon, IOWA	75	83	.904
2019	Rasir Bolton, PSU	92	105	.876
2020	Joe Wieskamp, IOWA	95	111	.856

ANNUAL INDIVIDUAL STAT CHAMPIONS

FREE THROW PERCENTAGE (CONTINUED)

(All games)

Year	Name, School	FT	FTA	Pct
2021	CJ Walker, OSU	79	84	.940
2022	Brad Davison, WIS	108	125	.864
2023	Joey Hauser, MSU	85	97	.876
2024	Jamison Battle, OSU	88	95	.926

REBOUNDS

(Conference games only)

Year	Name, School	G	No.	Avg
1959	M.C. Burton, MICH	14	249	17.8
1960	Horace Walker, MSU	14	256	18.3
1961	Walt Bellamy, IND	14	247	17.6
1962	Jerry Lucas, OSU	14	253	18.1
1963	Bill Buntin, MICH	14	216	15.4
1964	Gary Bradds, OSU	14	194	13.9
1965	Skip Thoren, ILL	14	202	14.4
1966	Jim Pitts, NU	14	213	15.2
1967	Bill Hosket, OSU	14	193	13.8
1968	Joe Franklin, WIS	14	195	13.9
1969	Rudy Tomjanovich, MICH	14	179	12.8
1970	Rudy Tomjanovich, MICH	14	227	16.2
1971	George McGinnis, IND	14	209	14.9
1972	Kevin Kunnert, IOWA	14	223	15.9
1973	Kevin Kunnert, IOWA	14	203	14.5
1974	Lindsay Hairston, MSU	14	199	14.2
1975	Lindsay Hairston, MSU	17	192	11.3
1976	Mychal Thompson, MINN	17	209	12.3
1977	Bruce King, IOWA	16	207	12.9
1978	Mychal Thompson, MIN	18	209	11.6
1979	Herb Williams, OSU	18	189	10.5
1980	Herb Williams OSU	18	169	9.4
	Joe Barry Carroll, PUR	18	169	9.4
1981	Clark Kellogg, OSU	18	213	11.8
1982	Clark Kellogg, OSU	18	198	11.0
1983	Kevin Willis, MSU	18	184	10.2
1984	Vacated			
1985	Roy Tarpley, MICH	18	178	9.9
1986	Brad Sellers, OSU	18	207	11.5
1987	Ken Norman, ILL	18	173	9.6
1988	Richard Coffey, MINN	18	161	8.9
1989	Ed Horton, IOWA	18	196	10.9
1990	Loy Vaught, MICH	18	192	10.7
1991	Chuckie White, PUR	18	155	8.6
1992	Chris Webber, MICH-FR*	18	177	9.8
1993	Chris Webber, MICH*	18	175	9.7
1994	Glenn Robinson, PUR	18	177	9.8
1995	Rashard Griffith, WIS	18	201	11.2
1996	Jamie Feick, MSU	18	167	9.3
1997	Antonio Smith, MSU	18	204	11.3
1998	Evan Eschmeyer, NU	16	152	9.5
1999	Evan Eschmeyer, NU	16	176	11.0
2000	Jarrett Stephens, PSU	16	161	10.1
2001	Reggie Evans, IOWA	16	183	11.4
2002	Reggie Evans, IOWA	16	160	10.7
2003	Jared Reiner, IOWA	13	108	8.3
2004	Kris Humphries, MINN-FR	15	142	9.5
2005	Aaron Johnson, PSU	16	147	9.2
2006	Greg Brunner, IOWA	16	153	9.6
2007	Greg Oden, OSU	16	143	8.9
2008	D.J. White, IND	18	193	10.7
2009	Goran Sutton, MSU	18	152	8.4
2010	Evan Turner, OSU	16	132	8.3
2011	Trevor Mbakwe, MINN	18	198	11.0
2012	Draymond Green, MSU	18	190	10.6
2013	Trevor Mbakwe, MINN	18	177	9.8
2014	Noah Vonleh, IND-FR	16	140	8.8
2015	Branden Dawson, MSU	17	166	9.8
2016	Matt Costello, MSU	18	182	10.1
2017	Caleb Swanigan, PUR	18	227	12.6
2018	Jordan Murphy, MINN	18	191	10.6

2019	Bruno Fernando, MD	20	227	11.4
2020	Daniel Oturu, MINN	20	226	11.3
2021	Kofi Cockburn, ILL	20	197	9.9
2022	Kofi Cockburn, ILL	18	189	10.5
2023	Zach Edey, PUR	20	261	13.1
2024	Zach Edey, PUR	20	258	12.9

(All games)

1990	Loy Vaught, MICH	31	346	11.2
1991	Patrick Tompkins, WIS	30	264	8.8
1992	Chris Webber, MICH-FR*	34	340	10.0
1993	Chris Webber, MICH*	36	362	10.1
1994	Alan Henderson, IND	30	308	10.3
1995	Rashard Griffith, WIS	26	281	10.8
1996	Jamie Feick, MSU	32	303	9.5
1997	Antonio Smith, MSU	29	306	10.6
1998	Evan Eschmeyer, NU	27	290	10.7
1999	Evan Eschmeyer, NU	29	292	10.1
2000	Jarrett Stephens, PSU	35	367	10.5
2001	Reggie Evans, IOWA	35	416	11.9
2002	Reggie Evans, IOWA	34	378	11.1
2003	Jared Reiner, IOWA	28	231	8.2
2004	Kris Humphries, MINN-FR	29	293	10.1
2005	Aaron Johnson, PSU	30	297	9.9
2006	Greg Brunner, IOWA	34	314	9.2
2007	Greg Oden, OSU	32	306	9.6
2008	D.J. White, OSU	33	341	10.3
2009	Goran Sutton, MSU	32	269	8.4
2010	Mike Davis, ILL	36	330	9.2
2011	Trevor Mbakwe, MINN	31	327	10.5
2012	Draymond Green, MSU	37	394	10.6
2013	Trevor Mbakwe, MINN	34	295	8.7
2014	Noah Vonleh, IND-FR	30	269	9.0
2015	Branden Dawson, MSU	35	318	9.1
2016	Caleb Swanigan, PUR-FR	34	282	8.3
2017	Caleb Swanigan, PUR	35	436	12.5
2018	Jordan Murphy, MINN	32	361	11.3
2019	Jordan Murphy, MINN	36	397	11.0
2020	Daniel Oturu, MINN	31	349	11.3
2021	Kofi Cockburn, ILL	31	293	9.5
2022	Kofi Cockburn, ILL	28	296	10.6
2023	Zach Edey, PUR	34	438	12.9
2024	Zach Edey, PUR	39	474	12.2

ASSISTS

(Conference games only)

Year	Name, School	G	No.	Avg
1975	Bruce Parkinson, PUR	18	129	7.2
1976	Cal Wulfsberg, IOWA	18	138	7.7
1977	Ray Williams, MINN	18	118	6.6
1978	Earvin Johnson, MSU-FR	18	122	6.8
1979	Earvin Johnson, MSU	18	133	7.4
1980	Kelvin Ransley, OSU	18	115	6.3
1981	Brian Walker, PUR	18	120	6.7
1982	Derek Harper, ILL	18	100	5.6
1983	Bruce Douglas, ILL-FR	18	103	5.7
1984	Bruce Douglas, ILL	18	100	5.6
1985	Steve Reid, PUR	18	104	5.8
1986	Bruce Douglas, ILL	18	111	6.2
1987	Tony Wysinger, ILL	18	110	6.1
1988	Gary Grant, MICH	18	117	6.5
1989	B.J. Armstrong, IOWA	18	103	5.7
1990	Tony Jones, PUR	18	107	5.9
1991	Mark Montgomery, MSU	18	103	5.7
1992	Mark Montgomery, MSU	18	112	6.2
1993	Tracy Webster, WIS	18	114	6.3
1994	Eric Snow, MSU	18	123	6.8
1995	Eric Snow, MSU	18	141	7.8
1996	Andre Woolridge, IOWA	18	116	6.4
1997	Andre Woolridge, IOWA	18	110	6.1
1998	Mateen Cleaves, MSU	16	124	7.8
1999	Mateen Cleaves, MSU	16	108	6.8
2000	Mateen Cleaves, MSU	16	124	7.8
2001	Dean Oliver, IOWA	16	83	5.2

ANNUAL INDIVIDUAL STAT CHAMPIONS

ASSISTS (CONTINUED)

(conference games only)

Year	Name, School	G	No.	Avg
2002	Marcus Taylor, MSU	14	70	5.0
2003	Deron Williams, ILL-FR	16	77	4.8
2004	Deron Williams, ILL	16	98	6.1
2005	Deron Williams, ILL	16	107	6.7
2006	Dee Brown, ILL	16	89	5.6
	Drew Neitzel, MSU	16	89	5.6
2007	Mike Conley Jr., OSU-FR	16	105	6.6
2008	Jamar Butler, OSU	18	110	6.1
2009	Demetri McCamey, ILL	18	89	4.9
2010	Demetri McCamey, ILL	18	139	7.7
2011	Bryce Cartwright, IOWA	18	123	6.8
2012	Tim Frazier, PSU	18	101	5.6
2013	Trey Burke, MICH	18	116	6.4
2014	Aaron Craft, OSU	18	83	4.6
2015	Yogi Ferrell, IND	18	93	5.2
2016	Denzel Valentine, MSU	15	117	7.8
2017	Bryant McIntosh, NU	18	97	5.4
2018	Cassius Winston, MSU	18	117	6.5
2019	Cassius Winston, MSU	20	157	7.9
2020	Zavier Simpson, MICH	19	135	7.1
2021	Ayo Dosunmu, ILL	17	89	5.2
2022	Paul Mulcahy, RU	20	114	5.7
2023	Jalen Pickett, PSU	20	131	6.6
2024	Braden Smith, PUR	20	151	7.6

(All games)

Year	Name, School	G	No.	Avg
1990	Rumeal Robinson, MICH	30	184	6.1
1991	Mark Montgomery, MSU	29	169	5.8
1992	Mark Montgomery, MSU	30	190	6.3
1993	Tracy Webster, WIS	28	179	6.4
1994	Eric Snow, MSU	32	213	6.7
1995	Eric Snow, MSU	28	217	7.8
1996	Andre Woolridge, IOWA	32	193	6.0
1997	Andre Woolridge, IOWA	32	192	6.0
1998	Mateen Cleaves, MSU	30	217	7.2
1999	Mateen Cleaves, MSU	38	271	7.1
2000	Michael Lewis, IND	29	153	5.3
2001	Charlie Bell, MSU	33	169	5.1
2002	Marcus Taylor, MSU	29	153	5.3
2003	Dee Brown, ILL-FR	32	159	5.0
2004	Deron Williams, ILL	30	185	6.2
2005	Deron Williams, ILL	39	264	6.8
2006	Dee Brown, ILL	33	191	5.8
2007	Mike Conley Jr., OSU-FR	39	238	6.1
2008	Jamar Butler, OSU	37	219	5.9
2009	Chester Frazier, ILL	31	164	5.3
2010	Demetri McCamey, ILL	36	254	7.1
2011	Darius Morris, MICH	35	235	6.7
2012	Tim Frazier, PSU	32	198	6.2
2013	Trey Burke, MICH	39	260	6.7
2014	Tim Frazier, PSU	34	182	5.4
2015	Shannon Scott, OSU	35	207	5.9
2016	Denzel Valentine, MSU	31	241	7.8
2017	Bryant McIntosh, NU	36	188	5.2
2018	Cassius Winston, MSU	35	241	6.9
2019	Cassius Winston, MSU	39	291	7.5
2020	Zavier Simpson, MICH	30	236	7.9
2021	Mike Smith, MICH	28	149	5.3
2022	Alonzo Verge, NEB	31	169	5.5
2023	Jalen Pickett, PSU	37	243	6.6
2024	BRaden Smith, PUR	39	292	7.5

STEALS

(Conference games only)

Year	Name, School	G	No.	Avg
1983	Derek Harper, ILL	18	46	2.56
1984	Bruce Douglas, ILL	18	50	2.78
1985	Bruce Douglas, ILL	18	49	2.72
1986	Bruce Douglas, ILL	18	51	2.83
1987	Gary Grant, MICH	18	48	2.67
1988	Gary Grant, MICH	18	49	2.72
1989	Melvin Newbern, MINN	18	62	3.44
1990	Kendall Gill, ILL	18	35	1.94

1991	Pat Baldwin, NU-FR	18	52	2.89
1992	Chris Webber, MICH-FR*	18	35	1.94
1993	Tracy Webster, WIS	18	46	2.56
1994	Tracy Webster, WIS	18	40	2.22
1995	Kenyon Murray, IOWA	18	39	2.17
1996	Dan Earl, PSU	18	36	2.00
1997	Vacated			
1998	Mateen Cleaves, MSU	16	44	2.75
1999	Scoonie Penn, OSU	16	40	2.50
2000	Dean Oliver, IOWA	16	39	2.44
2001	Titus Ivory, PSU	16	33	2.06
2002	Travarus Bennett, MINN	16	37	2.31
2003	Dee Brown, ILL-FR	16	30	1.88
2004	Brody Boyd, IOWA	16	43	2.69
2005	Vincent Grier, MINN	16	35	2.19
2006	Je'Kel Foster, OSU	16	34	2.13
2007	Mike Conley Jr., OSU	16	33	2.06
2008	Chris Kramer, PUR	18	46	2.56
2009	Chris Kramer, PUR	17	35	2.06
2010	Evan Turner, OSU	16	32	2.00
2011	Aaron Craft, OSU-FR	18	40	2.22
2012	Tim Frazier, PSU	18	43	2.39
2013	Aaron Craft, OSU	18	41	2.28
2014	Aaron Craft, OSU	18	49	2.72
2015	Sam Thompson, OSU	18	33	1.83
2016	Ethan Happ, WIS-FR	18	43	2.39
2017	Ethan Happ, WIS	18	42	2.33
2018	Josh Reaves, PSU	14	28	2.00
2019	Josh Reaves, PSU	20	52	2.60
2020	Dachon Burke, NEB	18	26	1.44
2021	Jamari Wheeler, PSU	19	35	1.84
2022	Caleb McConnell, RU	20	43	2.16
2023	Caleb McConnell, RU	19	49	2.58
2024	Ace Baldwin Jr., PSU	20	54	2.70

(All games)

Year	Name, School	G	No.	Avg
1990	Melvin Newbern, MINN	32	72	2.25
1991	Pat Baldwin, NU-FR	28	90	3.21
1992	Mark Baker, OSU	32	54	1.69
1993	Pat Baldwin, NU	25	74	2.96
1994	Tracy Webster, WIS	29	69	2.38
1995	Jim Bartels, IOWA	33	70	2.12
1996	Dan Earl, PSU	28	52	1.86
1997	Ty Calderwood, WIS	27	63	2.33
1998	Ryan Bowen, IOWA	31	79	2.55
1999	Brian Cardinal, PUR	34	78	2.29
	Sergio McClain, ILL	31	71	2.29
2000	Mike Kelley, WIS	36	95	2.64
2001	Titus Ivory, PSU	33	84	2.55
2002	Travarus Bennett, MINN	31	75	2.42
2003	Devin Harris, WIS	32	65	2.03
2004	Brody Boyd, IOWA	29	68	2.34
2005	Vincent Grier, MINN	32	63	1.97
2006	Vincent Grier, MINN	25	58	2.32
2007	Mike Conley Jr., OSU	39	87	2.23
2008	Chris Kramer, PUR	33	75	2.27
2009	Chris Kramer, PUR	35	75	2.14
2010	Damian Johnson, MINN	35	64	1.83
2011	Aaron Craft, OSU-FR	37	73	1.97
2012	Aaron Craft, OSU	39	98	2.51
2013	Victor Oladipo, IND	36	78	2.17
2014	Aaron Craft, OSU	35	89	2.54
2015	DeAndre Mathieu, MINN	33	64	1.94
2016	Ethan Happ, WIS-FR	35	63	1.80
2017	Josh Reaves, PSU	28	60	2.14
2018	Josh Reaves, PSU	34	74	2.18
2019	Josh Reaves, PSU	32	80	2.50
2020	Jamari Wheeler, PSU	31	48	1.55
2021	Jamari Wheeler, PSU	25	44	1.76
2022	Caleb McConnell, RU	32	70	2.19
2023	Caleb McConnell, RU	28	71	2.54
2024	Ace Baldwin Jr., PSU	33	88	2.67

ANNUAL INDIVIDUAL STAT CHAMPIONS

BLOCKED SHOTS

(Conference games only)

Year	Name, School	G	No.	Avg
1983	Randy Breuer, MINN	18	54	3.00
1984	Uwe Blab, IND	18	36	2.00
1985	Brad Sellers, OSU	18	52	2.89
1986	Roy Tarpley, MICH	18	45	2.50
1987	Dean Garrett, IND	18	51	2.83
1988	Dean Garrett, IND	18	54	3.00
1989	Terry Mills, MICH	18	22	1.22
1990	Matt Steigenga, MSU	18	21	1.17
1991	Acie Earl, IOWA	18	54	3.00
1992	Acie Earl, IOWA	18	71	3.94
1993	John Amaechi, PSU	18	50	2.78
1994	Rashard Griffith, WIS-FR	14	36	2.57
1995	Rashard Griffith, WIS	18	43	2.39
1996	Calvin Booth, PSU-FR	18	58	3.22
1997	Calvin Booth, PSU	18	45	2.50
1998	Calvin Booth, PSU	16	69	4.31
1999	Calvin Booth, PSU	16	51	3.19
2000	Ken Johnson, OSU	16	90	5.63
2001	Ken Johnson, OSU	16	62	3.88
2002	Jared Jeffries, IND	15	32	2.13
2003	George Leach, IND	15	32	2.13
2004	Erek Hansen, IOWA	13	32	2.46
2005	D.J. White, IND-FR	16	34	2.12
	Jeff Hagen, MINN	16	34	2.12
2006	Erek Hansen, IOWA	16	38	2.38
2007	Greg Oden, OSU	16	55	3.44
2008	Ekpe Udoh, MICH	18	48	2.67
2009	JaJuan Johnson, PUR	18	41	2.28
2010	JaJuan Johnson, PUR	18	36	2.00
2011	JaJuan Johnson, PUR	18	45	2.50
2012	Jared Berggren, WIS	18	33	1.83
2013	A.J. Hammons, PUR-FR	18	42	2.33
2014	A.J. Hammons, PUR	18	46	2.56
2015	A.J. Hammons, PUR	18	50	2.78
2016	Jarrold Uthoff, IOWA	18	44	2.44
2017	Reggie Lynch, MINN	18	66	3.67
2018	Jaren Jackson, Jr., MSU-FR	17	63	3.71
2019	Matt Haarms, PUR	20	48	2.40
2020	Jalen Smith, MD	20	48	2.40
	Xavier Tillman, MSU	20	48	2.40
2021	Liam Robbins, MINN	16	44	2.75
2022	E.J. Liddell, OSU	20	49	2.45
2023	Trayce Jackson-Davis, IND	20	57	2.85
2024	Clifford Omoruyi, RUT	20	58	2.90

(All games)

Year	Name, School	G	No.	Avg
1990	Acie Earl, IOWA-FR	22	50	2.27
1991	Acie Earl, IOWA	32	106	3.31
1992	Acie Earl, IOWA	30	121	4.03
1993	Acie Earl, IOWA	32	88	2.75
1994	Rashard Griffith, WIS-FR	25	66	2.64
1995	Rashard Griffith, WIS	26	58	2.23
1996	Calvin Booth, PSU-FR	28	101	3.61
1997	Calvin Booth, PSU	27	89	3.30
1998	Calvin Booth, PSU	32	140	4.38
1999	Calvin Booth, PSU	27	95	3.52
2000	Ken Johnson, OSU	30	161	5.37
2001	Ken Johnson, OSU	31	125	4.03
2002	John Allison, PUR	31	59	1.90
2003	George Leach, IND	32	79	2.47
2004	Courtney Sims, MICH-FR	34	68	2.00
2005	Erek Hansen, IOWA	32	83	2.59
2006	Erek Hansen, IOWA	34	89	2.62
2007	Greg Oden, OSU	32	105	3.28
2008	Ekpe Udoh, MICH	32	92	2.88
2009	JaJuan Johnson, PUR	37	78	2.11
2010	Dallas Lauderdale, OSU	36	77	2.14
2011	JaJuan Johnson, PUR	34	79	2.32
2012	Meyers Leonard, ILL	32	60	1.88
2013	Jared Berggren, WIS	35	73	2.09
2014	A.J. Hammons, PUR	31	96	3.10
2015	A.J. Hammons, PUR	34	96	2.82

2016	Jarrold Uthoff, IOWA	33	84	2.55
	A.J. Hammons, PUR	33	84	2.55
2017	Reggie Lynch, MINN	33	114	3.45
2018	Jaren Jackson, Jr., MSU-FR	34	106	3.12
2019	Matt Haarms, PUR	36	74	2.06
2020	Daniel Oturu, MINN	31	76	2.45
2021	Liam Robbins, MINN	23	62	2.69
2022	E.J. Liddell, OSU	32	83	2.59
2023	Trayce Jackson-Davis, IND	32	92	2.88
2024	Clifford Omoruyi, RUT	32	93	2.91

FR-Denotes freshman eligibility (since 1972 when the NCAA officially restored freshman eligibility)

* Due to NCAA sanctions, Michigan has vacated the records from the 1992 Final Four, the 1992-93, '95-96, '96-97, '97-98 and '98-99 seasons. The asterisk also denotes records, awards and other honors that have been vacated due to NCAA and U-M sanctions.

ANNUAL TEAM STAT CHAMPIONS

SCORING

(Conference games only)

Year	School	G	Pts	Avg
1939	Indiana	12	508	42.3
1940	Indiana	12	519	43.3
1941	Wisconsin	12	536	44.7
1942	Iowa	14	721	51.5
1943	Illinois	12	755	62.9
1944	Ohio State	12	702	58.5
1945	Ohio State	12	632	52.7
1946	Michigan	12	661	55.1
1947	Wisconsin	12	677	56.4
1948	Illinois	12	692	57.7
1949	Illinois	12	783	65.3
1950	Illinois	12	798	66.5
1951	Illinois	14	989	70.6
1952	Illinois	14	1035	73.9
1953	Indiana	18	1452	80.7
1954	Ohio State	14	1087	77.6
1955	Illinois	14	1174	83.9
1956	Illinois	14	1277	91.2
1957	Illinois	14	1108	79.1
1958	Indiana	14	1170	83.6
1959	Illinois	14	1202	85.9
1960	Ohio State	14	1271	90.8
1961	Ohio State	14	1207	86.2
1962	Indiana	14	1214	86.7
1963	Indiana	14	1266	90.4
1964	Michigan State	14	1290	92.1
1965	Michigan	14	1300	92.9
1966	Michigan	14	1336	95.4
1967	Northwestern	14	1239	88.5
1968	Ohio State	15	1302	86.8
1969	Purdue	14	1359	97.1
1970	Iowa	14	1441	102.9
1971	Michigan	14	1238	88.4
1972	Michigan	14	1145	81.8
1973	Michigan State	14	1130	80.7
1974	Purdue	14	1206	86.1
1975	Indiana	18	1570	87.2
1976	Michigan	18	1544	85.8
1977	Michigan	18	1498	83.2
1978	Ohio State	18	1375	76.4
1979	Iowa	18	1312	72.9
1980	Illinois	18	1214	67.4
1981	Illinois	18	1335	74.2
1982	Indiana	18	1214	67.4
1983	Ohio State	18	1328	73.8
1984	Illinois	18	1196	66.4
1985	Ohio State	18	1385	76.9
1986	Michigan State	18	1439	79.9
1987	Michigan	18	1561	86.7
1988	Iowa	18	1642	91.4
1989	Michigan	18	1581	87.8
1990	Minnesota	18	1487	82.6
1991	Indiana	18	1527	84.8
1992	Indiana	17	1446	80.3
1993	Indiana	18	1550	86.1
1994	Purdue	18	1455	80.8
1995	Iowa	18	1464	81.3
1996	Iowa	18	1354	75.2
1997	Michigan*	18	1320	73.3
1998	Purdue	16	1300	81.3
1999	Indiana	16	1167	72.9
2000	Indiana	16	1233	77.1
2001	Penn State	16	1206	75.4
2002	Minnesota	16	1166	72.9
2003	Illinois	16	1139	71.2
2004	Michigan State	16	1141	71.3
2005	Illinois	16	1215	75.9
2006	Ohio State	16	1175	73.4
2007	Indiana	16	1125	70.3

Year	School	G	Pts	Avg
2008	Indiana	18	1283	71.3
2009	Michigan State	18	1217	67.6
2010	Northwestern	18	1237	68.7
2011	Ohio State	18	1341	74.5
2012	Indiana	18	1311	72.8
2013	Indiana	18	1342	74.6
2014	Iowa	18	1409	78.3
2015	Indiana	18	1294	71.9
2016	Michigan State	18	1446	80.3
2017	Purdue	18	1398	77.7
2018	Purdue	18	1379	76.6
2019	Iowa	20	1501	75.1
2020	Iowa	20	1523	76.2
2021	Iowa	20	1605	80.3
2022	Iowa	20	1591	79.6
2023	Iowa	20	1567	78.4
2024	Illinois	20	1683	84.15

SCORING DEFENSE

(Conference games only)

Year	School	G	Pts	Avg
1939	Purdue	12	339	28.3
1940	Purdue	12	407	33.9
1941	Indiana	12	415	34.6
1942	Purdue	15	540	36.0
1943	Illinois	12	465	38.8
1944	Northwestern	12	487	40.1
1945	Iowa	12	486	40.5
1946	Illinois	12	499	41.6
1947	Illinois	12	536	44.7
1948	Michigan	12	556	46.3
1949	Minnesota	12	511	42.6
1950	Wisconsin	12	660	47.1
1951	Indiana	14	748	53.4
1952	Michigan	14	787	56.2
1953	Michigan State	18	1097	60.9
1954	Iowa	14	922	65.9
1955	Minnesota	14	1022	73.0
1956	Iowa	14	979	69.9
1957	Michigan State	14	947	67.6
1958	Michigan State	14	975	69.6
1959	Minnesota	14	957	68.4
1960	Northwestern	14	986	70.4
1961	Iowa	14	859	61.4
1962	Ohio State	14	951	67.9
1963	Minnesota	14	991	70.8
1964	Michigan	14	1057	75.5
1965	Iowa	14	1100	78.6
1966	Michigan State	14	1034	73.9
1967	Michigan State	14	995	71.1
1968	Illinois	14	930	66.4
1969	Illinois	14	1030	73.6
1970	Illinois	14	1053	75.2
1971	Ohio State	14	1019	72.8
1972	Minnesota	14	785	56.1
1973	Indiana	14	975	69.6
1974	Minnesota	14	887	63.4
1975	Minnesota	18	1146	63.7
1976	Indiana	18	1186	65.9
1977	Indiana	18	1243	69.1
1978	Indiana	18	1184	65.8
1979	Iowa	18	1101	61.2
1980	Indiana	18	1125	62.8
1981	Indiana	18	1077	59.8
1982	Iowa	18	1020	56.7
1983	Iowa	18	1127	62.6
1984	Illinois	18	988	54.9
1985	Illinois	18	1002	55.7
1986	Illinois	18	1145	63.3
1987	Illinois	18	1263	70.2
1988	Purdue	18	1271	70.6

Year	School	G	Pts	Avg
1989	Wisconsin	18	1232	68.4
1990	Purdue	18	1228	68.2
1991	Michigan State	18	1192	66.2
1992	Indiana	18	1188	66.0
1993	Michigan State	18	1249	69.4
1994	Michigan State	18	1263	70.2
1995	Michigan State	18	1179	65.5
1996	Purdue#	18	1090	60.6
1997	Wisconsin	18	1023	56.8
1998	Illinois	16	992	62.0
1999	Wisconsin	16	908	56.8
2000	Wisconsin	16	919	57.4
2001	Wisconsin	16	906	56.6
2002	Northwestern	16	948	59.2
2003	Wisconsin	16	925	57.8
2004	Wisconsin	16	916	57.2
2005	Illinois	16	969	60.6
2006	Illinois	16	962	60.1
2007	Illinois	16	892	55.8
2008	Wisconsin	18	980	54.4
2009	Illinois	18	1026	57.0
2010	Wisconsin	18	983	54.6
2011	Wisconsin	18	1123	62.4
2012	Wisconsin	18	1028	57.1
2013	Wisconsin	18	1004	55.8
2014	Ohio State	18	1130	62.8
2015	Wisconsin	18	1047	58.2
2016	Wisconsin	18	1151	63.9
2017	Wisconsin	18	1138	63.2
2018	Ohio State	18	1168	64.9
2019	Wisconsin	20	1206	60.3
2020	Wisconsin	20	1277	63.9
2021	Michigan	17	1088	64.0
2022	Penn State	20	1324	66.2
2023	Rutgers	20	1277	63.85
2024	Michigan State	20	1350	67.50

SCORING MARGIN

(Conference games only)

Year	School	Own	OPP	Mar/G
1940	Purdue	42.8	33.9	8.9
1941	Indiana	44.4	34.5	9.9
1942	Illinois	46.2	37.8	8.4
1943	Illinois	61.2	38.7	22.5
1944	Ohio State	58.5	45.7	12.8
1945	Ohio State	52.3	42.4	9.9
1946	Illinois	52.2	41.5	10.7
1947	Illinois	50.0	44.6	5.4
1948	Michigan	53.9	46.3	7.6
1949	Illinois	65.2	56.1	9.1
1950	Ohio State	65.5	56.6	8.9
1951	Indiana	64.1	53.4	10.7
1952	Illinois	72.2	60.7	11.5
1953	Illinois	80.1	67.9	12.2
1954	Indiana	77.3	69.9	7.4
1955	Iowa	81.5	74.7	6.8
1956	Illinois	91.2	78.0	13.2
1957	Indiana	79.7	73.8	5.9
1958	Michigan State	76.5	69.6	6.9
1959	Michigan State	85.6	78.2	7.4
1960	Ohio State	90.7	71.7	19.0
1961	Ohio State	86.2	64.7	21.5
1962	Ohio State	86.3	67.9	18.4
1963	Ohio State	80.0	73.7	6.3
1964	Michigan	85.8	75.5	10.3
1965	Michigan	92.8	80.6	12.2
1966	Michigan	95.4	85.5	9.9
1967	Iowa	84.0	79.5	4.5
1968	Ohio State	93.0	82.9	10.1
1969	Purdue	97.0	81.3	15.7
1970	Iowa	102.9	90.2	12.7

ANNUAL TEAM STAT CHAMPIONS

SCORING MARGIN (CONTINUED)

(Conference games only)

Year	School	Own	OPP	Mar/G
1971	Ohio State	61.6	72.7	8.9
1972	Minnesota	61.5	56.0	5.5
1973	Minnesota	79.7	71.4	8.3
1974	Indiana	80.1	66.1	14.0
1975	Indiana	87.2	64.4	22.8
1976	Indiana	81.5	65.8	15.7
1977	Michigan	83.2	73.8	9.4
1978	Michigan State	73.5	67.5	6.0
1979	Purdue	72.8	64.2	8.6
1980	Indiana	66.2	62.5	3.7
1981	Indiana	70.6	59.8	10.8
1982	Minnesota	64.2	58.3	5.9
1983	Indiana	70.8	63.8	7.0
1984	Illinois	66.4	54.8	11.6
1985	Michigan	76.8	68.0	8.8
1986	Michigan	78.8	68.2	10.6
1987	Iowa	83.4	72.8	10.6
1988	Michigan	85.1	74.5	10.6
1989	Illinois	80.4	71.1	9.3
	Michigan	87.8	78.5	9.3
1990	Minnesota	83.3	73.8	9.5
1991	Indiana	84.8	68.8	16.0
1992	Indiana	80.3	66.0	14.3
1993	Indiana	86.1	72.5	13.6
1994	Purdue	80.8	73.9	6.9
1995	Purdue	75.1	66.2	8.9
1996	Purdue#	70.6	60.6	10.0
1997	vacated			
1998	Michigan State	73.6	64.6	9.0
1999	Michigan State	70.6	61.2	9.4
2000	Michigan State	76.1	59.8	16.3
2001	Michigan State	74.8	61.8	13.0
2002	Indiana	70.9	60.7	10.2
2003	Wisconsin	66.6	57.8	8.8
2004	Wisconsin	68.3	57.2	11.1
2005	Illinois	75.9	60.6	15.4
2006	Ohio State	73.4	64.2	9.2
2007	Ohio State	68.5	58.2	10.3
2008	Wisconsin	65.5	54.4	11.1
2009	Michigan State	67.6	59.2	8.4
2010	Wisconsin	64.2	54.6	9.6
2011	Ohio State	74.5	64.1	10.4
2012	Ohio State	71.7	60.9	10.8
2013	Indiana	74.6	64.4	10.2
2014	Michigan	73.1	66.3	6.7
2015	Wisconsin	70.3	58.2	12.2
2016	Michigan State	80.3	66.8	13.6
2017	Purdue	77.7	69.6	8.1
2018	Purdue	76.6	66.3	10.3
2019	Michigan State	75.0	85.6	10.6
2020	Michigan State	72.2	65.4	6.8
2021	Illinois	78.6	68.9	9.8
2022	Iowa	79.6	72.7	6.9
2023	Purdue	70.9	64.1	6.8
2024	Purdue	82.85	72.60	10.25

FIELD GOAL PERCENTAGE

(Conference games only)

Year	School	FG	FGA	Pct.
1947	Wisconsin	248	833	.298
1948	Minnesota	226	778	.290
1949	Minnesota	228	713	.320
1950	Ohio State	283	812	.349
1951	Northwestern	368	1001	.368
1952	Indiana	277	1079	.349
1953	Indiana	505	1410	.358
1954	Ohio State	381	1010	.377
1955	Iowa	418	1011	.413
1956	Iowa	415	1024	.405

1957	Ohio State	418	969	.431
1958	Northwestern	453	1115	.406
1959	Purdue	458	1066	.430
Year	School	FG	FGA	Pct.
1960	Ohio State	523	1051	.497
1961	Ohio State	481	972	.495
1962	Ohio State	494	1009	.490
1963	Illinois	482	1063	.453
1964	Ohio State	484	1010	.479
1965	Illinois	534	1108	.482
1966	Michigan	528	1080	.489
1967	Iowa	434	933	.465
1968	Ohio State	512	994	.515
1969	Purdue	526	1032	.510
1970	Ohio State	490	896	.547
1971	Ohio State	437	902	.484
1972	Michigan	443	977	.453
1973	Michigan State	479	1004	.477
1974	Michigan State	462	899	.514
1975	Indiana	652	1271	.513
1976	Michigan	636	1221	.521
1977	Minnesota	575	1120	.513
1978	Minnesota	551	1150	.522
1979	Michigan State	477	946	.504
1980	Minnesota	507	990	.512
1981	Indiana	490	906	.541
1982	Indiana	459	902	.499
1983	Indiana	472	904	.522
1984	Indiana	434	819	.530
1985	Michigan State	516	964	.535
1986	Michigan State	581	1051	.553
1987	Michigan State	516	980	.527
1988	Purdue	516	957	.539
1989	Michigan	606	1080	.561
1990	Purdue	482	876	.550
1991	Indiana	537	1025	.524
1992	Michigan State	485	979	.495
1993	Indiana	540	1044	.517
1994	Indiana	498	1032	.483
1995	Indiana	502	1022	.491
1996	Indiana	449	942	.477
1997	Iowa	439	922	.476
1998	Indiana	448	910	.492
1999	Ohio State	421	919	.458
2000	Indiana	438	897	.488
2001	Michigan State	438	892	.491
2002	Minnesota	423	851	.497
2003	Illinois	408	860	.474
2004	Michigan State	406	778	.522
2005	Michigan State	431	866	.498
2006	Michigan State	406	886	.469
2007	Michigan State	355	756	.470
2008	Michigan State	449	947	.474
2009	Ohio State	427	852	.501
2010	Ohio State	443	938	.472
2011	Ohio State	462	924	.500
2012	Indiana	445	939	.474
2013	Michigan	482	1027	.469
2014	Michigan	453	928	.488
2015	Wisconsin	441	925	.477
2016	Michigan State	528	1090	.484
2017	Michigan	475	977	.486
2018	Ohio State	498	1006	.495
2019	Michigan State	524	1093	.479
2020	Michigan State	525	1158	.453
2021	Illinois	566	1159	.488
2022	Purdue	536	1125	.476
2023	Indiana	538	1145	.470
2024	Purdue	564	1162	.485

FIELD GOAL PERCENTAGE DEFENSE

(Conference games only)

Year	School	FG	FGA	Pct.
1974	Indiana	379	852	.445
1975	Indiana	478	1094	.437
1976	Indiana	471	1045	.451
Year	School	FG	FGA	Pct.
1977	Minnesota	535	1235	.433
1978	Purdue	530	1228	.432
1979	Illinois	441	1033	.427
1980	Indiana	433	986	.439
1981	Indiana	407	962	.423
1982	Indiana	423	992	.426
1983	Indiana	454	1045	.434
1984	Illinois	402	903	.445
1985	Illinois	416	953	.437
1986	Indiana	502	1069	.470
1987	Illinois	466	1031	.452
1988	Purdue	505	1088	.464
1989	Indiana	465	1074	.433
1990	Michigan State	453	1027	.441
1991	Michigan State	428	988	.433
1992	Indiana	453	1035	.420
1993	Michigan State	454	1108	.410
1994	Wisconsin	446	1043	.428
1995	Michigan	378	959	.394
1996	Indiana	431	1074	.401
1997	Wisconsin	326	822	.397
1998	Illinois	339	827	.410
1999	Northwestern	337	862	.391
2000	Ohio State	353	915	.386
2001	Indiana	339	887	.382
2002	Minnesota	356	876	.406
2003	Illinois	337	877	.384
2004	Purdue	357	875	.408
2005	Minnesota	355	837	.424
2006	Iowa	359	866	.405
2007	Michigan State	303	776	.390
2008	Wisconsin	362	929	.390
2009	Illinois	381	967	.394
2010	Illinois	400	1026	.390
2011	Illinois	407	1028	.396
2012	Michigan State	361	953	.379
2013	Wisconsin	387	996	.389
2014	Penn State	388	940	.413
2015	Purdue	384	977	.393
2016	Michigan State	410	1041	.394
2017	Northwestern	414	1002	.413
2018	Michigan State	415	1096	.379
2019	Michigan State	464	1233	.376
2020	Michigan State	464	1211	.383
2021	Michigan	404	1021	.396
2022	Indiana	461	1115	.413
2023	Rutgers	454	1099	.413
2024	Nebraska	507	1218	.416

THREE-POINT FIELD GOALS

(Conference games only)

Year	School	G	No.
1983	Purdue	18	52
1987	Michigan	18	89
1988	Iowa	18	107
1989	Michigan	18	103
1990	Michigan State	18	96
1991	Michigan	18	118
1992	Wisconsin	18	116
1993	Wisconsin	18	138
1994	Wisconsin	18	130
1995	Iowa	18	158
1996	Illinois	18	136
1997	Illinois	18	138
1998	Michigan*	16	121

ANNUAL TEAM STAT CHAMPIONS

THREE-POINT FIELD GOALS (CONTINUED)

(Conference games only)

Year	School	G	No.
1999	Penn State	16	114
2000	Illinois	16	108
2001	Penn State	16	132
2002	Purdue	16	127
2003	Minnesota	16	117
2004	Illinois	16	115
	Indiana	16	115
2005	Illinois	16	145
2006	Indiana	16	134
2007	Indiana	16	135
2008	Purdue	18	151
2009	Michigan	18	151
2010	Northwestern	18	170
2011	Northwestern	18	162
2012	Northwestern	18	153
2013	Indiana	18	129
2014	Michigan State	18	154
2015	Indiana	18	169
2016	Indiana	18	178
2017	Michigan	18	170
2018	Purdue	18	169
2019	Purdue	20	182
2020	Wisconsin	20	177
2021	Iowa	20	199
2022	Illinois	20	175
	Iowa	20	175
2023	Penn State	20	209
2024	Nebraska	20	190

THREE-POINT FIELD GOAL PERCENTAGE

(Conference games only)

Year	School	FG	FGA	Pct
1983	Indiana	30	53	.566
1987	Illinois	75	153	.490
1988	Indiana	64	128	.500
1989	Indiana	72	145	.497
1990	Purdue	60	129	.465
1991	Wisconsin	115	271	.424
1992	Illinois	87	185	.470
1993	Indiana	118	270	.437
1994	Indiana	108	242	.446
1995	Michigan State	104	261	.398
1996	Penn State	126	322	.391
1997	Iowa	103	256	.402
1998	Michigan*	121	302	.401
1999	Northwestern	112	288	.389
2000	Indiana	66	162	.407
2001	Illinois	112	287	.390
2002	Michigan State	98	227	.432
2003	Michigan	108	288	.375
2004	Michigan State	109	251	.434
2005	Illinois	145	351	.413
2006	Ohio State	133	361	.368
2007	Indiana	135	332	.407
2008	Purdue	151	381	.396
2009	Ohio State	121	299	.405
2010	Minnesota	122	301	.405
2011	Ohio State	138	305	.452
2012	Indiana	111	268	.414
2013	Indiana	129	310	.416
2014	Michigan State	154	376	.410
2015	Indiana	169	418	.404
2016	Michigan State	177	380	.466
2017	Purdue	156	390	.400
2018	Purdue	169	398	.425
2019	Purdue	182	501	.363
2020	Ohio State	162	448	.362
2021	Iowa	199	491	.405

2022	Michigan State	143	373	.383
2023	Penn State	146	352	.415
2024	Northwestern	174	410	.424

FREE THROW PERCENTAGE

(Conference games only)

Year	School	FT	FTA	Pct.
1947	Indiana	171	258	.663
1948	Wisconsin	168	253	.664
1949	Purdue	209	308	.641
1950	Wisconsin	179	265	.675
1951	Minnesota	172	234	.735
1952	Iowa	264	390	.677
1953	Minnesota	385	558	.690
1954	Wisconsin	324	457	.707
1955	Indiana	356	480	.742
1956	Illinois	337	453	.743
1957	Indiana	387	490	.734
1958	Michigan	251	342	.734
1959	Ohio State	278	390	.713
1960	Michigan State	231	318	.726
1961	Ohio State	245	330	.742
1962	Ohio State	221	297	.744
1963	Indiana	328	429	.765
1964	Indiana	257	339	.758
1965	Indiana	271	347	.781
1966	Purdue	285	371	.768
1967	Iowa	308	405	.760
1968	Purdue	277	380	.729
1969	Purdue	307	381	.806
1970	Iowa	323	405	.798
1971	Iowa	246	319	.771
1972	Indiana	259	354	.731
1973	Ohio State	227	304	.747
1974	Minnesota	174	225	.740
1975	Michigan	303	400	.758
1976	Michigan State	312	401	.778
1977	Purdue	312	413	.755
1978	Northwestern	313	421	.743
1979	Iowa	302	415	.728
1980	Illinois	290	375	.773
1981	Indiana	292	379	.770
1982	Indiana	314	421	.746
1983	Indiana	301	391	.770
1984	Ohio State	269	346	.777
1985	Minnesota	203	266	.763
1986	Illinois	195	245	.796
1987	Indiana	329	426	.772
1988	Indiana	288	369	.780
1989	Ohio State	301	389	.774
1990	Indiana	322	426	.756
1991	Northwestern	259	342	.757
1992	Northwestern	288	379	.760
1993	Northwestern	273	364	.750
1994	Indiana	321	421	.762
1995	Penn State	266	370	.719
1996	Indiana	352	479	.735
1997	Indiana	375	477	.786
1998	Purdue	322	405	.795
1999	Wisconsin	200	254	.787
2000	Michigan State	258	356	.725
2001	Penn State	292	378	.772
2002	Michigan State	222	286	.776
2003	Purdue	329	417	.789
2004	Michigan State	220	283	.777
2005	Michigan State	228	288	.792
2006	Michigan State	217	278	.781
2007	Iowa	255	343	.743
2008	Indiana	293	376	.779
2009	Minnesota	225	300	.750

Wisconsin	216	288	.750	
2010	Wisconsin	189	252	.750
2011	Wisconsin	235	276	.851
2012	Wisconsin	233	301	.774
2013	Iowa	299	405	.738
2014	Michigan	266	341	.780
2015	Illinois	247	305	.810
2016	Illinois	249	319	.781
2017	Purdue	278	341	.815
2018	Michigan State	296	386	.767
2019	Michigan State	310	402	.771
2020	Ohio State	300	386	.777
2021	Ohio State	304	395	.770
2022	Michigan	246	317	.776
2023	Michigan State	208	265	.785
2024	Iowa	318	396	.803

REBOUNDS

(Conference games only)

1958	Indiana	14	665	47.5
1959	Michigan State	14	892	63.7
1960	Michigan State	14	760	54.3
1961	Indiana	14	744	53.1
1962	Ohio State	14	644	46.0
1963	Michigan	14	680	49.0
1964	Michigan State	14	730	52.1
1965	Michigan	14	593	49.5
1966	Northwestern	14	634	45.3
1967	Northwestern	14	660	47.1
1968	Northwestern	14	648	46.3
1969	Indiana	14	609	43.5
1970	Purdue	14	611	43.6
1971	Indiana	14	724	51.7
1972	Michigan	14	722	51.6
1973	Minnesota	14	684	49.0
1974	Purdue	14	645	46.1
1975	not available			
1976	Purdue	18	770	42.8
1977	Iowa	18	806	44.8
1978	Purdue	18	781	43.4
1979	Illinois	18	698	38.8
1980	Ohio State	18	662	36.8
1981	Ohio State	18	664	36.9
1982	Indiana	18	667	37.1
1983	Michigan	18	625	34.7
1984	Illinois	18	599	33.3
1985	Iowa	18	698	38.8
1986	Michigan	18	632	35.1
1987	Iowa	18	760	42.2
1988	Iowa	18	664	36.9
1989	Iowa	18	712	39.6
1990	Iowa	18	700	38.9
1991	Illinois	18	626	34.8
	Minnesota	18	626	34.8
1992	Michigan	18	688	38.2
1993	Michigan*	18	737	40.9
1994	Iowa	18	702	39.0
1995	vacated			
1996	vacated			
1997	Michigan State	18	652	36.2
1998	Michigan State	16	599	37.4
1999	Indiana	16	568	35.5
2000	Michigan State	16	661	41.3
2001	Michigan State	16	639	39.9
2002	Michigan State	16	553	34.6
2003	Minnesota	16	569	35.6
2004	Iowa	16	560	35.0
2005	Michigan State	16	559	34.9
2006	Iowa	16	581	36.3
2007	Ohio State	16	553	34.6

ANNUAL TEAM STAT CHAMPIONS

REBOUNDS (CONTINUED)

(Conference games only)

Year	School	G	No.	Avg
2008	Indiana	18	665	36.9
2009	Michigan State	18	694	38.6
2010	Michigan State	18	672	37.3
2011	Minnesota	18	648	36.0
2012	Ohio State	18	663	36.8
2013	Iowa	18	683	37.9
2014	Purdue	18	706	39.2
2015	Michigan State	18	663	36.8
2016	Michigan State	18	736	40.9
2017	Purdue	18	655	36.4
2018	Michigan State	18	701	38.9
2019	Michigan State	20	794	39.7
2020	Michigan State	20	789	39.5
2021	Iowa	20	797	39.9
2022	Illinois	20	742	37.1
2023	Purdue	20	745	37.3
2024	Purdue	20	806	40.30

REBOUND MARGIN

(Conference games only)

Year	School	Own	OPP	Mar/G
1974	Wisconsin	44.8	37.1	7.7
1976	Indiana	41.2	34.0	7.2
1977	Minnesota	41.0	36.3	4.7
1978	Michigan State	38.6	34.1	4.5
1979	Wisconsin	37.4	33.6	3.8
1980	Wisconsin	35.7	31.9	3.8
1981	Ohio State	36.9	32.8	4.1
1982	Indiana	37.1	32.7	4.4
1983	Illinois	32.4	29.0	3.4
1984	Illinois	33.3	25.4	7.9
1985	Iowa	38.8	31.8	7.0
1986	Michigan	35.1	29.3	5.8
1987	Iowa	42.2	29.6	12.6
1988	Iowa	36.9	31.5	5.4
1989	Iowa	39.6	32.0	7.6
1990	Minnesota	35.9	29.9	6.0
1991	Ohio State	34.3	29.2	5.1
1992	Michigan	38.2	32.4	5.8
1993	Michigan*	40.9	33.3	7.6
1994	Illinois	34.4	31.1	3.4
1995	Michigan State	37.4	32.4	5.1
1996	Michigan State	35.9	31.3	4.6
1997	Iowa	35.4	29.7	5.7
1998	Michigan State	37.4	31.1	6.4
1999	Michigan State	34.7	26.8	7.9
2000	Michigan State	41.3	26.6	14.7
2001	Michigan State	39.9	26.5	13.4
2002	Michigan State	34.6	27.1	7.4
2003	Michigan State	34.8	30.2	4.6
2004	Michigan	34.1	30.8	3.4
2005	Michigan State	34.9	25.8	9.1
2006	Michigan State	34.3	30.1	4.2
2007	Michigan State	32.8	26.2	6.6
2008	Indiana	36.9	30.9	6.0
2009	Michigan State	38.6	27.1	11.5
2010	Michigan State	37.3	28.7	8.7
2011	Minnesota	36.0	31.3	4.7
2012	Ohio State	36.8	29.1	7.7
2013	Minnesota	37.3	30.7	6.6
2014	Iowa	37.1	32.1	5.0
2015	Michigan State	36.8	31.3	5.5
2016	Michigan State	40.9	30.8	10.1
	Purdue	38.7	28.6	10.1
2017	Purdue	36.4	31.9	4.4
2018	Michigan State	38.9	31.1	7.8
2019	Michigan State	39.7	32.4	7.3
2020	Michigan State	39.5	33.8	5.7
2021	Illinois	39.2	31.5	7.7

2022	Purdue	36.1	29.9	6.2
2023	Purdue	37.3	27.2	10.1
2024	Purdue	40.30	29.05	11.25

STEALS

(Conference games only)

Year	School	G	No.	Avg.
1986	Michigan	18	155	8.61
1987	Illinois	18	150	8.33
1988	Illinois	18	149	8.28
1989	Minnesota	18	162	9.00
1990	Minnesota	18	146	8.11
1991	Iowa	18	167	9.28
Year	School	G	No.	Avg.
1992	Indiana	18	141	7.83
1993	Iowa	18	154	8.56
1994	Iowa	18	184	10.22
1995	Iowa	18	176	9.78
1996	Iowa	18	162	9.00
1997	vacated			
1998	Iowa	16	132	8.25
	Michigan State	16	132	8.25
1999	Iowa	16	141	8.81
2000	Illinois	16	144	9.00
2001	Penn State	16	131	8.19
2002	Illinois	16	117	7.31
2003	Northwestern	16	114	7.12
2004	Northwestern	16	125	7.81
2005	Minnesota	16	137	8.56
2006	Northwestern	16	115	7.19
2007	Northwestern	16	127	7.94
2008	Purdue	18	151	8.39
2009	Minnesota	18	140	7.78
2010	Ohio State	18	117	6.50
2011	Ohio State	18	115	6.39
2012	Nebraska	18	126	7.00
2013	Michigan State	18	143	7.94
2014	Ohio State	18	139	7.72
2015	Minnesota	18	136	7.56
2016	Nebraska	18	123	6.83
2017	Iowa	18	142	7.88
2018	Illinois	18	135	7.50
2019	Penn State	20	154	7.70
2020	Nebraska	20	140	7.00
2021	Rutgers	20	154	7.70
2022	Iowa	20	145	7.25
2023	Northwestern	20	154	7.7
2024	Penn State	20	162	8.10

BLOCKED SHOTS

(Conference games only)

Year	School	G	No.	Avg.
1982	Illinois	18	66	3.67
1983	Minnesota	18	89	4.94
1985	Ohio State	18	75	4.17
1986	Michigan	18	71	3.94
1987	Illinois	18	85	4.72
1988	Indiana	18	68	3.78
1990	Michigan	18	71	3.94
1991	Iowa	18	79	4.39
1992	Iowa	18	92	5.11
1993	Michigan*	18	90	5.00
1994	Wisconsin	18	79	4.39
1995	Iowa	18	82	4.56
1996	Penn State	18	81	4.50
1997	Penn State	18	73	4.06
1998	Penn State	16	86	5.38
1999	Penn State	16	81	5.06
2000	Ohio State	16	104	6.50
2001	Indiana	16	94	5.88
2002	Indiana	16	87	5.44
2003	Minnesota	16	91	5.69

2004	Michigan	16	69	4.31
2005	Iowa	16	69	4.31
2006	Iowa	16	71	4.44
2007	Ohio State	16	97	6.06
2008	Ohio State	18	77	4.28
	Michigan	18	77	4.28
2009	Minnesota	18	98	5.44
2010	Minnesota	18	86	4.78
2011	Minnesota	18	94	5.22
2012	Minnesota	18	79	4.39
2013	Minnesota	18	95	5.28
2014	Michigan State	18	90	5.00
2015	Michigan State	18	88	4.89
2016	Maryland	18	110	6.11
2017	Minnesota	18	137	7.61
2018	Michigan State	18	133	7.39
2019	Michigan State	20	109	5.45
2020	Michigan State	20	100	5.00
2021	Rutgers	20	105	5.25
2022	Ohio State	20	91	4.55
2023	Illinois	20	111	5.55
2024	Rutgers	20	99	4.95

TURNOVER MARGIN

(Conference games only)

Year	School	OPP	Own	Mar/G
1986	Iowa	16.6	13.0	3.6
1987	Ohio State	16.8	13.5	3.3
1988	Illinois	18.1	14.9	3.2
1989	Minnesota	16.5	13.9	2.6
1990	Illinois	15.7	12.2	3.5
1991	Indiana	18.1	13.2	4.9
1992	Indiana	16.4	12.1	4.3
1993	Wisconsin	17.4	13.2	4.2
1994	vacated			
1995	Iowa	19.1	14.1	5.0
1996	Illinois	14.4	10.6	3.8
1997	vacated			
1998	vacated			
1999	Ohio State	17.1	14.2	2.9
2000	Purdue	17.6	14.0	3.6
2001	Penn State	16.0	12.4	3.6
2002	Northwestern	14.4	11.8	2.6
2003	Wisconsin	13.0	10.4	2.6
2004	Northwestern	14.9	9.8	5.1
2005	Illinois	14.6	10.0	4.6
2006	Ohio State	14.1	11.1	3.0
2007	Northwestern	13.1	10.6	2.5
2008	Purdue	16.9	11.8	5.1
2009	Northwestern	14.6	10.3	4.3
2010	Wisconsin	11.8	8.1	3.7
2011	Ohio State	13.5	10.3	3.2
2012	Purdue	11.4	8.1	3.4
2013	Michigan	12.0	9.1	2.9
2014	Ohio State	13.7	11.1	2.6
2015	Minnesota	14.1	11.0	3.1
2016	Iowa	12.6	9.9	2.7
2017	Michigan	12.8	9.4	3.4
2018	Michigan	11.6	8.8	2.8
2019	Purdue	10.4	12.9	2.5
2020	Penn State	10.0	11.8	1.8
2021	Wisconsin	9.0	11.6	2.5
2022	Iowa	8.8	13.7	4.9
2023	Northwestern	8.9	13.1	4.2
2024	Northwestern	8.30	11.45	3.15

Record does not reflect 18 forfeited and two vacated games in which a player ruled by the NCAA to be ineligible

CAREER CLUBS

1,000-POINT CLUB

(CONFERENCE GAMES ONLY)

1,545	Shawn Respert, Michigan State 1992-278, 1993-352, 1994-456, 1995-459
1,503	Mike McGee, Michigan 1978-299, 1979-396, 1980-380, 1981-428
1,477	Mychal Thompson, Minnesota 1975-210, 1976-448, 1977-410, 1978-409
1,461	Rick Mount, Purdue 1968-416, 1969-493, 1970-552
1,451	Don Schlundt, Indiana 1952-244, 1953-459, 1954-379, 1955-369
1,427	Luka Garza, Iowa 2018-223, 2019-243, 2020-524, 2021-437
1,418	Boo Buie, Northwestern 2020-164, 2021-195, 2022-275, 2023-382, 2024-402
1,406	Calbert Cheaney, Indiana 1990-294, 1991-383, 1992-343, 1993-386
1,385	Michael Finley, Wisconsin 1992-240, 1993-417, 1994-362, 1995-366
1,370	Zach Edey, Purdue 2020-143, 2021-282, 2023-437, 2024-508
1,361	Steve Alford, Indiana 1984-304, 1985-262, 1986-404, 1987-391
1,358	Scott Skiles, Michigan State 1983-255, 1984-241, 1985-338, 1986-524
1,322	Tryce Jackson-Davis, Indiana 2019-222, 2020-350, 2021-314, 2022-436
1,279	Mike Woodson, Indiana 1977-396, 1978-355, 1979-405, 1980-123
1,270	Lamar Stevens, Penn State 2017-225, 2018-286, 2019-399, 2020-360
1,266	Glen Rice, Michigan 1986-99, 1987-307, 1988-413, 1989-447
1,248	Terry Dischinger, Purdue 1960-384, 1961-405, 1962-459
1,247	Herb Williams, Ohio State 1978-269, 1979-365, 1980-330, 1981-283
1,237	Gary Grant, Michigan 1985-242, 1986-229, 1987-382, 1988-384
1,237*	Louis Bullock, Michigan, 1996-232, 1997-293, 1998-354, 1999-358
1,232	Steve Smith, Michigan State 1988-199, 1989-292, 1990-323, 1991-418
1,230	Jay Vincent, Michigan State 1978-179, 1979-221, 1980-397, 1981-433
1,221	Dave Schellhase, Purdue 1964-379, 1965-391, 1966-451
1,210	Terry Furlow, Michigan State 1973-67, 1974-222, 1975-363, 1976-558
1,209	Talor Battle, Penn State 2008-218, 2009-286, 2010-339, 2011-366
1,207	Deon Thomas, Illinois 1991-220, 1992-343, 1993-317, 1994-327
1,197	Billy McKinney, Northwestern 1974-226, 1975-314, 1976-334, 1977-323
1,190	Walter Jordan, Purdue 1975-249, 1976-313, 1977-334, 1978-294
1,185	Kelvin Ransey, Ohio State 1975-209, 1978-341, 1979-363, 1980-272
1,181	Troy Lewis, Purdue 1985-185, 1986-331, 1987-359, 1988-306
1,177	Gregory Kelsner, Michigan State 1976-228, 1977-362, 1978-292, 1979-295
1,173	A.J. Guyton, Indiana 1997-265, 1998-274, 1999-289, 2000-345
1,171	Cazzie Russell, Michigan 1964-366, 1965-340, 1966-465
1,169	Joe Barry Carroll, Purdue 1977-140, 1978-259, 1979-429, 1980-341
1,156	Kiwané Garris, Illinois 1994-278, 1995-296, 1996-213, 1997-369
1,147	Claude Gregory, Wisconsin 1978-200, 1979-264, 1980-319, 1981-364
1,142	Ethan Happ, Wisconsin, 2016-220, 2017-262, 2018-324 2019-336
1,134	Willie Burton, Minnesota 1987-151, 1988-283, 1989-334, 1990-366
	Evan Eschmeyer, Northwestern, 1996-199, 1997-306, 1998-324, 1999-305
1,133	E'Twaun Moore, Purdue 2008-259, 2009-246, 2010-309, 2011-319
1,125	Anthony Cowan Jr., Maryland 2017-185, 2018-303, 2019-312, 2020-325
1,122	Danny Jones, Wisconsin 1987-139, 1988-298, 1989-376, 1990-309
1,121	Dennis Hopson, Ohio State 1984-77, 1985-184, 1986-350, 1987-510
1,119	Sam Vincent, Michigan State 1982-217, 1983-301, 1984-174, 1985-427
1,113	Cassius Winston, Michigan State 2017-117, 2018-214, 2019-391, 2020-391
1,113	Roy Marble, Iowa 1986-207, 1987-241, 1988-289, 1989-376
1,110	Brad Sellers, Wis/OSU 1982-255, 1983-217 (Wis), 1985-265, 1986-373 (OSU)
1,108	Rick Olson, Wisconsin 1983-188, 1984-260, 1985-293, 1986-367
1,093	Kevin McHale, Minnesota 1977-212, 1978-246, 1979-346, 1980-289
1,077	Jim Jackson, Ohio State 1990-325, 1991-356, 1992-396
1,069	Yogi Ferrell, Indiana 2013-155, 2014-320, 2015-273, 2016-321
1,068	Alan Henderson, Indiana 1992-181, 1993-138, 1994-333, 1995-416
1,059	Rudy Tomjanovich, Michigan 1968-264, 1969-351, 1970-444
1,054	Randy Breuer, Minnesota 1980-117, 1981-293, 1982-267, 1983-377
1,050	Joe Crispin, Penn State 1998-188, 1999-231, 2000-324, 2001-307
1,048	Mike Robinson, Michigan State 1972-381, 1973-374, 1974-293
1,041	John Shurna, Northwestern 2009-99, 2010-362, 2011-220, 2012-360
1,032	William Buford, Ohio State 2009-226, 2010-269, 2011-274, 2012-263
1,027	Paul Ebert, Ohio State 1952-300, 1953-406, 1954-321
1,026	Ronnie Lester, Iowa 1977-275, 1978-356, 1979-354, 1980-41
1,019	Jerry Lucas, Ohio State 1960-362, 1961-345, 1962-312
	Glenn Robinson, Purdue 1993-459, 1994-560
1,014	Henry Wilmore, Michigan 1971-390, 1972-328, 1973-312
1,012	Alando Tucker, Wisconsin 2003-193, 2005-184, 2006-320, 2007-315
1,010	Cuonzo Martin, Purdue 1992-190, 1993-333, 1994-289, 1995-356
1,009	Greg Stokes, Iowa 1982-97, 1983-302, 1984-260, 1985-350
1,004	Kent Benson, Indiana 1974-127, 1975-253, 1976-328, 1977-296
	Eugene Parker, Purdue 1975-173, 1976-307, 1077-268, 1978-256

1,000	Allan Hornyak, Ohio State 1971-329, 1972-326, 1973-345
	Brian Evans, Indiana 1993-123, 1994-188, 1995-290, 1996-399

2,000-POINT CLUB

(ALL GAMES)

2,613	Calbert Cheaney, Indiana (1990-93)
2,608	Don MacLean, UCLA (1988-92) !
2,531	Shawn Respert, Michigan State (1992-95)
2,516	Zach Edey, Purdue (2020-24)
2,442	Glen Rice, Michigan (1986-89)
2,439	Mike McGee, Michigan (1978-81)
2,438	Steve Alford, Indiana (1984-87)
2,325	Lew Alcindor, UCLA (1966-69) !
2,323	Rick Mount, Purdue (1968-70)
2,306	Luka Garza, Iowa (2018-21)
2,263	Steve Smith, Michigan State (1988-91)
2,258	Trayce Jackson-Davis, Indiana (2019-23)
2,224*	Louis Bullock, Michigan (1995-99)
2,222	Gary Grant, Michigan (1985-88)
2,217	Alando Tucker, Wisconsin (2003-07)
2,213	Talor Battle, Penn State (2008-11)
2,207	Lamar Stevens, Penn State (2017-20)
2,192	Don Schlundt, Indiana (1952-55)
2,187	Boo Buie, Northwestern (2019-24)
2,175	Joe Barry Carroll, Purdue (1977-80)
2,164	Cazzie Russell, Michigan (1964-66)
2,147	Michael Finley, Wisconsin (1992-95)
2,145	Scott Skiles, Michigan State (1983-86)
2,136	E'Twaun Moore, Purdue (2008-11)
2,130	Ethan Happ, Wisconsin (2015-19)
2,129	Deon Thomas, Illinois (1991-94)
2,116	Roy Marble, Iowa (1986-89)
2,100	A.J. Guyton, Indiana (1997-00)
2,096	Dennis Hopson, Ohio State (1984-87)
2,095	Reggie Miller, UCLA (1984-87) !
2,095	Jason Kapono, UCLA (1999-2003) !
2,085	Ron Lee, Oregon (1973-76) !
2,074	Dave Schellhase, Purdue (1964-66)
2,073	Chris Welp, Washington (1984-87) !
2,061	Mike Woodson, Indiana (1977-80)
2,048	Harold Minor, USC (1990-92) !
2,038	John Shurna, Northwestern (2009-12)
2,028	Troy Lewis, Purdue (1985-88)
2,014	Gregory Kelsner, Michigan State (1976-79)
2,011	Herb Williams, Ohio State (1976-79)

! Occured prior to joining Big Ten

* Due to NCAA sanctions, Michigan has vacated the records from the 1992 Final Four, the 1992-93, '95-96, '96-97, '97-98 and '98-99 seasons. The asterisk also denotes records, awards and other honors that have been vacated due to NCAA and U-M sanctions.

CAREER CLUBS

1,000 REBOUNDS

1,411	Jerry Lucas, Ohio State	1960-62
1,370	Bill Walton, UCLA !	1972-74
1,367	Lew Alcindor, UCLA!	1967-69
1,321	Zach Edey, Purdue	2020-24
1,305	Jordan Murphy, Minnesota	2015-19
1,283	Jon Brockman, Washington !	2006-09
1,217	Ethan Happ, Wisconsin	2015-19
1,148	Joe Barry Carroll, Purdue	1977-80
1,143	Trayce Jackson-Davis, Indiana	2019-23
1,114	Greg Ballard, Oregon !	1974-77
1,111	Herb Williams, Ohio State	1978-81
1,096	Draymond Green, Michigan State	2009-12
1,092	Greg Kelsner, Michigan State	1976-79
1,091	Alan Henderson, Indiana	1992-95
1,088	Walt Bellamy, Indiana	1959-61
1,067	Ron Riley, USC !	1970-72
1,051	Doug Smart, Washington !	1957-59
1,039	Rudy Tomjanovich, Michigan	1968-70
1,037	Bill Buntin, Michigan	1963-65
1,036	Johnny Green, Michigan State	1957-59
1,035	Thomas Welsh, UCLA !	2015-18
1,031	Kent Benson, Indiana	1974-77
1,023	James Augustine, Illinois	2003-06
1,022	David Greenwood, UCLA !	1976-79
1,016	Antonio Smith, Michigan State	1996-99
1,001	Trevor Wilson, UCLA !	1987-90

500 ASSISTS

890	Cassius Winston, Michigan State	2017-20
833	Pooh Richardson, UCLA !	1986-89
816	Mateen Cleaves, Michigan State	1997-00
779	Brandon Granville, USC !	1999-02
765	Bruce Douglas, Illinois	1983-86
738	Jordan McLaughlin, USC !	2015-18
733	Demetri McCamey, Illinois	2008-11
731	Gary Grant, Michigan	1985-88
704	Jordan Bohannon, Iowa	2017-22
700	Bryant McIntosh, Northwestern	2014-18
694	Aaron Craft, Ohio State	2010-14
690	Bruce Parkinson, Purdue	1973-77
674	Dee Brown, Illinois	2003-06
667	Zavier Simpson, Michigan	2017-20
659	Payton Pritchard, Oregon !	2017-20
655	Tyger Campbell, UCLA !	2020-23
652	Tyus Edney, UCLA !	1992-95
645	Scott Skiles, Michigan State	1983-86
644	Tim Frazier, Penn State	2009-14
639	Denzel Valentine, Michigan State	2012-16
636	Darrick Martin, UCLA !	1989-92
633	Yogi Ferrell, Indiana	2012-16
618	Boo Buie, Northwestern	2019-24
614	Kenya Wilkins, Oregon !	1993-97
612	Jeff Horner, Iowa	2003-06
609	A.J. Hoggard, Michigan State	2020-24
607	Earl Watson, UCLA !	1998-01
599	Eric Snow, Michigan State	1992-95
594	Deron Williams, Illinois	2003-05
584	Anthony Cowan Jr., Maryland	2017-20
582	Drew Neitzel, Michigan State	2005-08
577	Darren Collison, UCLA !	2006-09
575	Andre Woolridge, Iowa	1995-97
	Rumeal Robinson, Michigan	1988-90
574	Dan Earl, Penn State	1994-99
572	Brian Walker, Purdue	1979-81
	Ron Lee, Oregon !	1972-76

561	Dean Oliver, Iowa	1998-01
	Mark Montgomery, Michigan State	1989-92
558	Kalin Lucas, Michigan State	2008-11
555	Travis Walton, Michigan State	2006-09
547	Ariel McDonald, Minnesota	1991-94
545	Michael Lewis, Indiana	1997-00
542	Quinn Buckner, Indiana	1973-76
539	Antoine Joubert, Michigan	1984-87
537	Bryce Alford, UCLA !	2014-17
528	Michael Thompson, Northwestern	2008-11
	Shannon Scott, Ohio State	2011-15
527	Connor McCaffery, Iowa	2017-23
523	Ralph Jackson, UCLA !	1981-84
517	B.J. Armstrong, Iowa	1986-89
	Talor Battle, Penn State	2008-11
516	Kelvin Ransey, Ohio State	1977-80
515	Will Conroy, Washington !	2002-05
512	Nate Mason, Minnesota	2014-18
	Roy Hamilton, UCLA !	1976-79
504	Will Richardson, Oregon !	2018-23
502	Kiwanne Garris, Illinois	1994-97
501	Tracy Webster, Wisconsin	1992-94
500	Tom Coverdale, Indiana	2000-03
	Luke Ridenour, Oregon !	2000-03

250 STEALS

337	Aaron Craft, Ohio State	2010-14
331	Matisse Thybulle, Washington !	2016-19
324	Bruce Douglas, Illinois	1983-86
300	Gary Grant, Michigan	1985-88
275	Mike Kelley, Wisconsin	1998-01
274	Chris Kramer, Purdue	2007-10
272	Patrick Baldwin, Northwestern	1991-94
259	Brian Cardinal, Purdue	1997-00
250	Josh Reaves, Penn State	2015-19

200 BLOCKS

444	Ken Johnson, Ohio State	1998-01
428	Calvin Booth, Penn State	1996-99
365	Acie Earl, Iowa	1990-93
349	Joe Barry Carroll, Purdue	1977-80
343	A.J. Hammons, Purdue	2012-16
328	Herb Williams, Ohio State	1978-81
289	Damian Johnson, Minnesota	2007-10
270	Trayce Jackson-Davis, Indiana	2019-23
265	Mike Watkins, Penn State	2017-20
263	JaJuan Johnson, Purdue	2008-11
253	Taj Gibbons, USC !	2007-09
251	Roy Tarpley, Michigan	1983-86
235	Kevin McHale, Minnesota	1977-80
233	Jordan Bell, Oregon !	2015-17
232	Zach Edey, Purdue	2020-24
229	Tony Breuer, Minnesota	1980-83
	Greg Stokes, Iowa	1982-85
227	Jeff Newton, Indiana	2000-03
221	Clifford Omoruyi, Rutgers	2020-24
213	Courtney Sims, Michigan	2004-07
212	Erek Hansen, Iowa	2004-06
210	Matt Haarms, Purdue	2017-20
208	Dallas Lauderdale, Ohio State	2008-11
203	Ralph Sampson III, Minnesota	2009-12
201	Nnanna Egwu, Illinois	2011-15

! Occured prior to joining Big Ten

CURRENT COACHES YEAR-BY-YEAR RECORDS

BRAD UNDERWOOD, ILLINOIS

Year	School	Overall	Pct.	Big Ten	Pct.
2013-14	Stephen F. Austin	32-3	.914		
2014-15	Stephen F. Austin	29-5	.806		
2015-16	Stephen F. Austin	28-6	.824		
2016-17	Oklahoma State	20-13	.606		
2017-18	Illinois	14-18	.438	4-14	.222
2018-19	Illinois	12-21	.364	7-13	.350
2019-20	Illinois	21-10	.677	13-7	.650
2020-21	Illinois	24-7	.774	16-4	.800
2021-22	Illinois	23-10	.697	15-5	.720
2022-23	Illinois	20-13	.606	11-9	.550
2023-24	Illinois	29-9	.763	14-6	.700
School Total		143-88	.619	80-58	.580
Career Total		252-115	.687	80-58	.580

NCAA Appearances: 8 (2014-15-16-17-21-22-23-24)
 NCAA Final Fours: None
 NIT Appearances: None

MIKE WOODSON, INDIANA

Year	School	Overall	Pct.	Big Ten	Pct.
2021-22	Indiana	21-14	.600	9-11	.450
2022-23	Indiana	23-12	.657	12-8	.600
2023-24	Indiana	19-14	.576	10-10	.500
School Total		63-40	.612	31-29	.517
Career Total		63-40	.612	31-29	.517

NCAA Appearances: 2 (2022-23)
 NCAA Final Fours: None
 NIT Appearances: None

FRAN McCAFFERY, IOWA

Year	School	Overall	Pct.	Big Ten	Pct.
1985-86	Lehigh	13-15	.464		
1986-87	Lehigh	15-14	.517		
1987-88	Lehigh	21-10	.677		
1999-00	UNC-Greensboro	15-13	.536		
2000-01	UNC-Greensboro	19-12	.704		
2001-02	UNC-Greensboro	20-11	.645		
2002-03	UNC-Greensboro	7-22	.241		
2003-04	UNC-Greensboro	11-17	.393		
2004-05	UNC-Greensboro	18-12	.600		
2005-06	Siena	15-13	.536		
2006-07	Siena	20-12	.625		
2007-08	Siena	23-11	.676		
2008-09	Siena	27-8	.771		
2009-10	Siena	27-7	.794		
2010-11	Iowa	11-20	.355	4-14	.222
2011-12	Iowa	18-17	.514	8-10	.444
2012-13	Iowa	25-13	.658	9-9	.500
2013-14	Iowa	20-13	.606	9-9	.500
2014-15	Iowa	22-12	.647	12-6	.667
2015-16	Iowa	22-11	.667	12-6	.667
2016-17	Iowa	19-15	.559	10-8	.556
2017-18	Iowa	14-19	.424	4-14	.222
2018-19	Iowa	23-12	.657	10-10	.500
2019-20	Iowa	20-11	.645	11-9	.550
2020-21	Iowa	22-9	.710	14-6	.700
2021-22	Iowa	26-10	.722	12-8	.600
2022-23	Iowa	19-14	.576	11-9	.550
2023-24	Iowa	19-15	.559	10-10	.500
School Total		280-191	.594	136-128	.515
Career Total		531-368	.591	136-128	.515

NCAA Appearances: 12 (1988-01-08-09-10-14-15-16-19-21-22-23)
 NCAA Final Fours: None
 NIT Appearances: 5 (2002-12-13-17-24)

KEVIN WILLARD, MARYLAND

Year	School	Overall	Pct.	Big Ten	Pct.
2007-08	Iona	12-20	.375		
2008-09	Iona	12-19	.387		
2009-10	Iona	21-10	.667		
2010-11	Seton Hall	13-18	.419		
2011-12	Seton Hall	21-13	.618		
2012-13	Seton Hall	15-18	.455		

2013-14	Seton Hall	17-17	.500		
2014-15	Seton Hall	16-15	.516		
2015-16	Seton Hall	25-9	.735		
2016-17	Seton Hall	21-12	.636		
2017-18	Seton Hall	22-12	.647		
2018-19	Seton Hall	20-14	.588		
2019-20	Seton Hall	20-9	.690		
2020-21	Seton Hall	14-13	.519		
2021-22	Seton Hall	21-11	.656		
2022-23	Maryland	22-13	.629	11-9	.550
2023-24	Maryland	16-17	.485	7-13	.350
School Total		38-30	.559	18-22	.450
Career Total		308-240	.562	18-22	.450

NCAA Appearances: 6 (2016-17-18-19-22-23)
 NCAA Final Fours: None
 NIT Appearances: 1 (2012)

DUSTY MAY, MICHIGAN

Year	School	Overall	Pct.	Big Ten	Pct.
2018-19	Florida Atlantic	17-16	.515		
2019-20	Florida Atlantic	17-15	.531		
2020-21	Florida Atlantic	13-10	.565		
2021-22	Florida Atlantic	19-15	.559		
2022-23	Florida Atlantic	35-4	.897		
2023-24	Florida Atlantic	25-9	.735		
School Total		First Season			
Career Total		126-69	.646		

NCAA Appearances: 2 (2023-24)
 NCAA Final Fours: 1 (2023)
 NIT Appearances: None

TOM IZZO, MICHIGAN STATE

Year	School	Overall	Pct.	Big Ten	Pct.
1995-96	Michigan State	16-16	.500	9-9	.500
1996-97	Michigan State	17-12	.586	9-9	.500
1997-98	Michigan State	22-8	.733	13-3	.813
1998-99	Michigan State	33-5	.868	15-1	.937
1999-00	Michigan State	32-7	.821	13-3	.813
2000-01	Michigan State	28-5	.849	13-3	.813
2001-02	Michigan State	19-12	.613	10-6	.625
2002-03	Michigan State	22-13	.629	10-6	.625
2003-04	Michigan State	18-12	.600	12-4	.750
2004-05	Michigan State	26-7	.948	13-3	.812
2005-06	Michigan State	22-12	.647	8-8	.500
2006-07	Michigan State	23-12	.657	8-8	.500
2007-08	Michigan State	27-9	.750	12-6	.666
2008-09	Michigan State	31-7	.816	15-3	.833
2009-10	Michigan State	28-9	.757	14-4	.778
2010-11	Michigan State	19-15	.559	9-9	.500
2011-12	Michigan State	29-8	.784	13-5	.722
2012-13	Michigan State	27-9	.750	13-5	.722
2013-14	Michigan State	29-9	.763	12-6	.667
2014-15	Michigan State	27-12	.692	12-6	.667
2015-16	Michigan State	29-6	.829	13-5	.722
2016-17	Michigan State	20-15	.571	10-8	.556
2017-18	Michigan State	30-5	.857	16-2	.889
2018-19	Michigan State	32-7	.821	16-4	.800
2019-20	Michigan State	22-9	.710	14-6	.700
2020-21	Michigan State	15-13	.536	9-11	.450
2021-22	Michigan State	23-13	.639	11-9	.550
2022-23	Michigan State	21-13	.618	11-8	.579
2023-24	Michigan State	20-15	.571	10-10	.500
School Total		707-295	.706	343-170	.669
Career Total		707-295	.706	343-170	.669

NCAA Appearances: 26 (1998-99-2000-01-02-03-04-05-06-07-08-09-10-11-12-13-14-15-16-17-18-19-21-22-23-24)
 NCAA Final Fours: 8 (1999-00-01-05-09-10-15-19)
 NCAA Championships: 1 (2000)
 NIT Appearances: 2 (1996-97)

CURRENT COACHES YEAR-BY-YEAR RECORDS

BEN JOHNSON, MINNESOTA

Year	School	Overall	Pct.	Big Ten	Pct.
2021-22	Minnesota	13-17	.433	4-16	.200
2022-23	Minnesota	9-22	.290	2-17	.105
2023-24	Minnesota	19-15	.559	9-11	.450
School Total		41-54	.432	15-44	.254
Career Total		41-54	.432	15-44	.254

NCAA Appearances: None

NCAA Final Fours: None

NIT Appearances: None

FRED HOIBERG, NEBRASKA

Year	School	Overall	Pct.	Big Ten	Pct.
2010-11	Iowa State	16-16	.500		
2011-12	Iowa State	23-11	.676		
2012-13	Iowa State	23-12	.657		
2013-14	Iowa State	28-8	.778		
2014-15	Iowa State	25-9	.735		
2019-20	Nebraska	7-25	.219	2-18	.100
2020-21	Nebraska	7-20	.259	3-16	.158
2021-22	Nebraska	10-22	.312	4-16	.200
2022-23	Nebraska	16-16	.500	9-11	.450
2023-24	Nebraska	23-11	.676	12-8	.600
School Total		63-94	.401	30-69	.303
Career Total		178-150	.543	30-69	.303

NCAA Appearances: 5 (2012-13-14-15-24)

NCAA Final Fours: None

NIT Appearances: None

CHRIS COLLINS, NORTHWESTERN

Year	School	Overall	Pct.	Big Ten	Pct.
2013-14	Northwestern	14-19	.424	6-12	.333
2014-15	Northwestern	15-17	.469	6-12	.333
2015-16	Northwestern	20-12	.625	8-10	.444
2016-17	Northwestern	24-12	.667	10-8	.556
2017-18	Northwestern	15-17	.469	6-12	.333
2018-19	Northwestern	13-19	.406	4-16	.200
2019-20	Northwestern	8-23	.258	3-17	.150
2020-21	Northwestern	9-15	.375	6-13	.316
2021-22	Northwestern	15-16	.484	7-13	.350
2022-23	Northwestern	22-12	.647	12-8	.600
2023-24	Northwestern	22-12	.647	12-8	.600
School Total		177-174	.506	80-129	.383
Career Total		177-174	.506	80-129	.383

NCAA Appearances: 3 (2017-23-24)

NCAA Final Fours: None

NIT Appearances: None

JAKE DIEBLER, OHIO STATE

Year	School	Overall	Pct.	Big Ten	Pct.
2023-24	Ohio State	8-3	.727	5-1	.833
School Record		8-3	.727	5-1	.833
Career Total		8-3	.727	5-1	.833

NCAA Appearances: None

NCAA Final Fours: None

NIT Appearances: 1 (2024)

DANA ALTMAN, OREGON

Year	School	Overall	Pct.	Big Ten	Pct.
1989-90	Marshall	15-13	.636		
1990-91	Kansas State	13-15	.464		
1991-92	Kansas State	16-14	.533		
1992-93	Kansas State	19-11	.633		
1993-94	Kansas State	20-14	.588		
1994-95	Creighton	7-19	.269		
1995-96	Creighton	14-15	.483		
1996-97	Creighton	15-15	.500		
1997-98	Creighton	18-10	.643		
1998-99	Creighton	22-9	.710		
1999-2000	Creighton	23-10	.697		
2000-01	Creighton	24-8	.750		
2001-02	Creighton	23-9	.719		
2002-03	Creighton	29-5	.853		
2003-04	Creighton	20-9	.690		

2004-05	Creighton	23-11	.676		
2005-06	Creighton	20-10	.667		
2006-07	Creighton	22-11	.667		
2007-08	Creighton	22-11	.667		
2008-09	Creighton	27-8	.800		
2009-10	Creighton	18-16	.529		
2010-11	Oregon	21-18	.538		
2011-12	Oregon	24-10	.706		
2012-13	Oregon	28-9	.757		
2013-14	Oregon	24-10	.706		
2014-15	Oregon	26-10	.722		
2015-16	Oregon	31-7	.816		
2016-17	Oregon	33-6	.846		
2017-18	Oregon	23-13	.639		
2018-19	Oregon	25-13	.658		
2019-20	Oregon	24-7	.774		
2020-21	Oregon	21-7	.750		
2021-22	Oregon	20-15	.571		
2022-23	Oregon	21-15	.583		
2023-24	Oregon	24-12	.667		

School Record 345-152 .694
Career Total 755-395 .657

NCAA Appearances: 16 (1993-99-00-01-02-03-05-07-13-14-15-16-17-19-21-24)

NCAA Final Fours: 1 (2017)

NIT Appearances: 11 (1992-94-98-04-06-08-09-12-18-22-23)

MIKE RHOADES, PENN STATE

Year	School	Overall	Pct.	Big Ten	Pct.
1999-2000	Randolph-Macon	13-12	.520		
2000-01	Randolph-Macon	16-10	.615		
2001-02	Randolph-Macon	24-6	.800		
2002-03	Randolph-Macon	28-2	.933		
2003-04	Randolph-Macon	23-5	.821		
2004-05	Randolph-Macon	17-10	.630		
2005-06	Randolph-Macon	22-7	.759		
2006-07	Randolph-Macon	14-12	.538		
2007-08	Randolph-Macon	20-6	.769		
2008-09	Randolph-Macon (Div. III)	20-6	.769		
2014-15	Rice	12-20	.375		
2015-16	Rice	12-20	.375		
2016-17	Rice	23-12	.657		
2017-18	Virginia Commonwealth	18-15	.545		
2018-19	Virginia Commonwealth	25-8	.758		
2019-20	Virginia Commonwealth	18-13	.581		
2020-21	Virginia Commonwealth	19-7	.731		
2021-22	Virginia Commonwealth	22-10	.688		
2022-23	Virginia Commonwealth	27-8	.771		
2023-24	Penn State	16-17	.485	9-11	.450
School Total		16-17	.485	9-11	.450
Career Total		389-206	.654	9-11	.450

NCAA Appearances: 7 (2002-03-04-06-19-21-23)

NCAA Final Fours: None

NIT Appearances: 1 (2022)

MATT PAINTER, PURDUE

Year	School	Overall	Pct.	Big Ten	Pct.
2003-04	Southern Illinois	25-5	.833		
2005-06	Purdue	9-19	.321	3-13	.188
2007-08	Purdue	22-12	.647	9-7	.563
2007-08	Purdue	25-9	.735	15-3	.833
2008-09	Purdue	27-10	.730	11-7	.559
2009-10	Purdue	29-6	.829	14-4	.778
2010-11	Purdue	26-8	.765	14-4	.778
2011-12	Purdue	22-13	.629	10-8	.556
2012-13	Purdue	16-18	.471	8-10	.444
2013-14	Purdue	15-17	.469	5-13	.278
2014-15	Purdue	21-13	.618	12-6	.667
2015-16	Purdue	26-9	.743	12-6	.667
2016-17	Purdue	27-8	.771	14-4	.778
2017-18	Purdue	30-7	.811	15-3	.833
2018-19	Purdue	26-10	.722	16-4	.800
2019-20	Purdue	16-15	.516	9-11	.450
2020-21	Purdue	18-10	.643	13-6	.684
2021-22	Purdue	29-8	.784	14-6	.700
2022-23	Purdue	29-6	.829	15-5	.75

CURRENT COACHES YEAR-BY-YEAR RECORDS

2023-24	Purdue	34-5	.872	17-3	.850
School Total		447-203	.688	226-123	.648
Career Total		472-208	.694	226-123	.648

NCAA Appearances: 16 (2004-07-08-09-10-11-12-15-16-17-18-19-21-22-23-24)
 NCAA Final Fours: 2 (2024)
 NIT Appearances: None

STEVE PIKIELL, RUTGERS

Year	School	Overall	Pct.	Big Ten	Pct.
2005-06	Stony Brook	4-24	.413		
2006-07	Stony Brook	9-20	.310		
2007-08	Stony Brook	7-23	.233		
2008-09	Stony Brook	16-14	.533		
2009-10	Stony Brook	22-10	.688		
2010-11	Stony Brook	15-17	.469		
2011-12	Stony Brook	22-10	.688		
2012-13	Stony Brook	25-8	.758		
2013-14	Stony Brook	23-11	.676		
2014-15	Stony Brook	23-12	.657		
2015-16	Stony Brook	26-7	.788		
2016-17	Rutgers	15-17	.469	3-15	.167
2017-18	Rutgers	15-19	.441	3-15	.167
2018-19	Rutgers	14-17	.452	7-13	.350
2019-20	Rutgers	20-11	.645	11-9	.550
2020-21	Rutgers	16-12	.571	10-10	.500
2021-22	Rutgers	18-14	.563	12-8	.600
2022-23	Rutgers	19-15	.559	10-10	.500
2023-24	Rutgers	15-17	.469	7-13	.350
School Total		132-123	.518	63-93	.406
Career Total		324-279	.537	63-93	.406

NCAA Appearances: 3 (2016-21-22)
 NCAA Final Fours: None
 NIT Appearances: 4 (2010-12-13-23)

MICK CRONIN, UCLA

Year	School	Overall	Pct.	Big Ten	Pct.
2003-04	Murray State	28-6	.824		
2004-05	Murray State	17-11	.607		
2005-06	Murray State	24-7	.774		
2006-07	Cincinnati	11-19	.367		
2007-08	Cincinnati	13-19	.406		
2008-09	Cincinnati	18-14	.563		
2009-10	Cincinnati	19-16	.543		
2010-11	Cincinnati	26-9	.743		
2011-12	Cincinnati	26-11	.703		
2012-13	Cincinnati	22-12	.647		
2013-14	Cincinnati	22-7	.759		
2014-15	Cincinnati	23-11	.677		
2015-16	Cincinnati	22-11	.667		
2016-17	Cincinnati	30-6	.833		
2017-18	Cincinnati	31-5	.861		
2018-19	Cincinnati	28-7	.800		
2019-20	UCLA	19-12	.613		
2020-21	UCLA	22-10	.688		
2021-22	UCLA	27-8	.800		
2022-23	UCLA	31-6	.838		
2023-24	UCLA	16-17	.485		
School Record		115-53	.685		
Career Total		480-224	.682		

NCAA Appearances: 14 (2004-06-11-12-13-14-15-16-17-18-19-21-22-23)
 NCAA Final Fours: 1 (2021)
 NIT Appearances: 1 (2010)

ERIC MUSSELMAN, USC

Year	School	Overall	Pct.	Big Ten	Pct.
2015-16	Nevada	24-14	.632		
2016-17	Nevada	28-7	.800		
2017-18	Nevada	29-8	.784		
2018-19	Nevada	29-5	.853		
2019-20	Arkansas	20-12	.625		
2020-21	Arkansas	25-7	.781		
2021-22	Arkansas	28-9	.757		
2022-23	Arkansas	22-14	.611		
2023-24	Arkansas	16-17	.485		
School Record		First Season			
Career Total		221-93	.704		

NCAA Appearances: 6 (2017-18-19-21-22-23)
 NCAA Final Fours: None
 NIT Appearances: None

DANNY SPRINKLE, WASHINGTON

Year	School	Overall	Pct.	Big Ten	Pct.
2019-20	Montana State	16-15	.516		
2020-21	Montana State	13-10	.565		
2021-22	Montana State	27-8	.771		
2022-23	Montana State	25-10	.714		
2023-24	Utah State	28-7	.800		
School Record		First Season			
Career Total		109-50	.686		

NCAA Appearances: 3 (2022-23-24)
 NCAA Final Fours: None
 NIT Appearances: None

GREG GARD, WISCONSIN

Year	School	Overall	Pct.	Big Ten	Pct.
2015-16	Wisconsin	15-8	.652	12-6	.667
2016-17	Wisconsin	27-10	.730	12-6	.667
2017-18	Wisconsin	15-18	.455	7-11	.389
2018-19	Wisconsin	23-11	.676	14-6	.700
2019-20	Wisconsin	21-10	.677	14-6	.700
2020-21	Wisconsin	18-13	.581	10-10	.500
2021-22	Wisconsin	25-8	.758	15-5	.750
2022-23	Wisconsin	20-15	.571	9-11	.450
2023-24	Wisconsin	22-14	.611	11-9	.550
School Total		186-107	.635	104-70	.598
Career Total		186-107	.635	104-70	.598

NCAA Appearances: 5 (2016-17-19-21-22)
 NCAA Final Fours: None
 NIT Appearances: 1 (2023)

ALL COACHES RECORDS BY SCHOOL

ILLINOIS

COACH	TENURE	OVERALL				BIG TEN			
		YRS	WON	LOST	PCT.	WON	LOST	PCT.	
Elwood Brown	1906	1	6	8	.429	3	6	.333	
F.L. Pinckney	1907	1	1	10	.091	0	8	.000	
Fletcher Lane	1908	1	20	6	.769	6	5	.545	
Herb Juul	1909-10	2	12	10	.545	10	10	.500	
T.E. Thompson	1911-12	2	14	14	.500	10	13	.435	
Ralph Jones	1913-20	8	85	34	.714	64	31	.674	
Frank Winters	1921-22	2	25	12	.676	14	10	.583	
Craig Ruby	1923-36	14	148	95	.609	94	74	.560	
Doug Mills	1937-47	11	151	66	.696	88	47	.652	
Harry Combes	1948-67	20	316	150	.678	174	104	.626	
Harv Schmidt	1968-74	7	89	77	.536	43	55	.439	
Gene Bartow	1975	1	8	18	.308	4	14	.222	
Lou Henson	1976-96	21	423	224	.654	214	164	.567	
Lon Kruger	1997-2000	4	81	48	.628	38	28	.576	
Bill Self	2001-03	3	78	24	.765	35	13	.729	
Bruce Weber	2004-2012	9	210	101	.675	89	65	.578	
John Groce	2013-17	5	97	76	.561	37	53	.411	
Brad Underwood	2017-present	7	143	88	.619	80	58	.580	

INDIANA

COACH	TENURE	OVERALL				BIG TEN			
		YRS	WON	LOST	PCT.	WON	LOST	PCT.	
J.H. Home	1901	1	1	4	.200	-	-	-	
Phelps Darby	1902	1	4	4	.500	-	-	-	
Willis Coval	1903-04	2	13	8	.619	-	-	-	
Zora G. Clevenger	1905-06	2	12	21	.364	2	2	.500	
James Sheldon	1907	1	9	5	.643	0	0	.000	
Ed Cook	1908	1	9	6	.600	2	4	.333	
Robert Harris	1909	1	5	9	.357	2	6	.250	
John Georgen	1910	1	5	8	.385	3	7	.300	
Oscar Rackle	1911	1	11	5	.688	5	5	.500	
James Kase	1912	1	6	11	.353	1	9	.100	
Arthur Powell	1913	1	5	11	.312	0	10	.000	
Arthur Berndt	1914-15	2	6	21	.222	2	20	.091	
Allan Willisford	1916	1	6	7	.462	3	5	.375	
G.S. Lowman	1917	1	13	6	.684	3	5	.375	
Dana M. Evans	1918-19	2	20	11	.645	7	9	.438	
Ewald O. Stiehm	1920	1	13	8	.619	6	4	.600	
George W. Levis	1921-22	2	25	16	.610	9	12	.429	
Leslie Mann	1923-24	2	19	13	.594	12	12	.500	
Everett Dean	1925-38	14	162	93	.635	96	72	.571	
Harry C. Good	1944-46	3	35	29	.547	14	22	.389	
Branch McCracken	1939-43, 1947-65	24	364	174	.677	210	116	.644	
Lou Watson	1966-71	6	62	60	.508	31	39	.443	
Jerry Oliver*	1970	1	7	17	.292	3	11	.214	
Bob Knight	1972-2000	29	662	239	.735	353	151	.700	
Mike Davis	2001-06	6	115	79	.593	55	41	.573	
Kelvin Sampson	2007	2	43	15	.741	21	8	.724	
Dan Dakich!	2007	1	3	4	.429	3	3	.500	
Tom Crean	2008-17	9	166	135	.551	71	91	.438	
Archie Miller	2017-2021	4	67	58	.536	33	44	.429	
Mike Woodson	2021-present	3	63	40	.612	31	29	.517	

*Oliver served as acting coach in 1970.

! Dakich was named interim coach for final seven games of the 2007-08 season.

IOWA

COACH	TENURE	OVERALL				BIG TEN			
		YRS	WON	LOST	PCT.	WON	LOST	PCT.	
Ed Rule	1902, 1904, 1906, 1908	4	37	15	.712	-	-	-	
Fred Bailey	1903	1	4	3	.571	-	-	-	
John Chalmers	1905	1	6	8	.429	-	-	-	
John Griffith	1907, 1909-10	3	24	15	.615	3	7	.300	
Walter Stewart	1911-12	2	15	12	.556	2	6	.250	
Floyd Thomas	1913	1	9	13	.409	1	5	.167	
Maury Kent	1914-18	5	42	36	.538	10	29	.256	
Edwin Bannick	1919	1	8	7	.533	4	7	.364	
James Ashmore	1920-22	3	29	26	.527	17	17	.500	
Sam Barry	1923-29	7	62	54	.534	43	41	.512	
Rollie Williams	1930-42, 1951	14	139	131	.515	69	92	.429	
Pops Harrison*	1943-50	8	98	42	.700	48	38	.558	
Bucky O'Connor*	1950, 1952-58	8	114	59	.659	71	41	.634	
Sharm Scheuerman	1959-64	6	72	69	.511	38	46	.452	
Ralph Miller	1965-70	6	95	51	.651	54	30	.643	
Dick Schultz	1971-74	4	41	55	.427	20	36	.357	
Lute Olson	1975-83	9	168	90	.651	92	70	.568	
George Raveling	1984-86	3	54	38	.587	26	28	.481	
Tom Davis	1987-99	13	271	138	.663	126	104	.548	
Steve Alford	2000-07	8	152	106	.589	61	67	.477	
Todd Lickliter	2008-2010	3	38	58	.396	15	39	.278	
Fran McCaffery	2010-present	14	280	191	.594	136	128	.515	

*Both Harrison and O'Connor coached 11 games in 1949-50

MARYLAND

COACH	TENURE	OVERALL				BIG TEN			
		YRS	WON	LOST	PCT.	WON	LOST	PCT.	
H. Burton Shipley	1923-47	24	253	218	.537	-	-	-	
Flucie Stewart	1947-50	3	27	50	.351	-	-	-	
Bud Millikan	1950-67	17	243	182	.572	-	-	-	
Frank Feelows	1967-69	2	16	34	.320	-	-	-	
Charles Driesell	1969-86	17	348	159	.686	-	-	-	
Bob Wade	1986-89	3	36	50	.419	-	-	-	
Gary Williams	1989-2011	22	461	252	.647	-	-	-	
Mark Turgeon	2010-2022	11	221	113	.662	82	50	.621	
Kevin Willard	2022-Present	2	38	30	.559	18	22	.450	

*Joined Big Ten for the 2014-15 season

MICHIGAN

COACH	TENURE	OVERALL				BIG TEN			
		YRS	WON	LOST	PCT.	WON	LOST	PCT.	
G.D. Corneal	1909	1	1	4	.250	-	-	-	
No Team	1910-1917	-	-	-	-	-	-	-	
Elmer Mitchell	1918-19	2	22	20	.523	5	15	.250	
E.J. Mather	1920-28	9	108	53	.671	64	43	.598	
George Veenker	1929-31	3	35	12	.745	24	10	.706	
Frank Cappon	1932-38	7	78	57	.578	44	40	.524	
Bennie Oosterbaan	1939-46	8	81	72	.529	40	59	.404	
Osborne Cowles	1947-48	2	28	14	.667	16	8	.667	
Ernie McCoy	1949-52	4	40	47	.460	18	34	.346	
Bill Perigo	1953-60	8	78	100	.438	38	78	.328	
Dave Strack	1961-68	8	113	89	.559	58	54	.518	
Johnny Orr	1969-80	12	209	113	.649	120	72	.625	
Bill Frieder	1981-89	9	191	87	.687	98	64	.604	
Steve Fisher##	1989-97	9	108	53	.671	54	36	.600	
Brian Ellerbe*	1998-2001	4	25	32	.439	10	22	.313	
Tommy Amaker	2002-07	6	109	83	.568	43	53	.445	
John Beilein	2008-2019	12	278	150	.650	126	92	.578	
Juwan Howard	2019-2024	5	87	72	.547	49	48	.505	
Dusty May	2024-present	First Season							

##Fisher served as head coach for six NCAA Tournament wins in 1989.

* Due to NCAA sanctions, Michigan has vacated the records from the 1992 Final Four, the 1992-93, '95-96, '96-97, '97-98 and '98-99 seasons.

ALL COACHES RECORDS BY SCHOOL

MICHIGAN STATE

COACH	TENURE	OVERALL			BIG TEN			
		YRS	WON	LOST	PCT.	WON	LOST	PCT.
No Coach	1899	1	0	2	.000	-	-	-
Charles Bemies	1900-01	2	5	2	.714	-	-	-
George Denman	1902-03	2	11	0	1.000	-	-	-
Chester Brewer	1904-10	7	70	25	.736	-	-	-
John Macklin	1911-16	6	48	38	.558	-	-	-
George Gauthier	1917-20	4	41	38	.519	-	-	-
Lyman Frimodig	1921-22	2	30	22	.577	-	-	-
Fred Walker	1923-24	2	20	19	.513	-	-	-
John Kobs	1925-26	2	11	26	.297	-	-	-
Benjamin VanAlstyne	1927-49	22	231	163	.586	-	-	-
Alton Kircher	1950	1	4	18	.182	-	-	-
Peter Newell	1951-54	4	45	42	.517	26	34	.433
Forrest Anderson	1955-65	11	125	124	.502	69	85	.448
John Benington	1966-69	4	54	38	.587	32	24	.571
Gus Ganakas	1970-76	7	89	84	.514	49	57	.462
Jud Heathcote	1977-95	19	340	220	.607	182	160	.532
Tom Izzo	1995-present	29	707	295	.706	343	170	.669

* Joined Big Ten for 1950-51 season

MINNESOTA

COACH	TENURE	OVERALL			BIG TEN			
		YRS	WON	LOST	PCT.	WON	LOST	PCT.
No Coach	1896-97	2	7	13	.357	-	-	-
L.J. Cooke	1898-1924	27	244	135	.642	103	100	.507
Harold Taylor	1925-27	3	19	30	.388	12	24	.333
Dave McMillan	1928-42, 1946-48	18	196	157	.556	108	123	.468
Carl Nordly	1943-44	2	17	23	.425	7	17	.292
Weston Mitchell	1945	1	8	13	.381	4	8	.333
O.B. Cowles	1949-59	11	147	93	.613	86	68	.558
John Kundla	1960-68	9	110	105	.512	67	59	.532
Bill Fitch	1969-70	2	25	23	.521	13	15	.464
George Hanson	1971	1	11	13	.458	5	9	.357
Bill Musselman	1972-75	4	69	32	.683	38	22	.633
Jim Dutcher%	1976-86	11	166	137	.548	83	104	.444
Jimmy Williams*	1986	1	2	9	.182	2	9	.182
Clem Haskins#	1987-99	13	111	100	.527	48	78	.381
Dan Monson	2000-07	8	118	106	.527	44	68	.393
Jim Molinari!	2007	1	7	17	.292	3	13	.188
Tubby Smith	2008-13	6	124	81	.605	46	62	.426
Richard Pitino	2013-21	8	141	123	.534	54	96	.360
Ben Johnson	2021-Present	3	41	54	.432	15	44	.254

%NCAA declared all games forfeited for 1976-77 season

*Williams was named interim coach for final 11 games of 1986 season.

#1994-99 seasons voided; record adjusted by NCAA Committee on Infractions

! Molinari was named interim coach for final 24 games of 2006-07 season.

NEBRASKA

COACH	TENURE	OVERALL			BIG TEN			
		YRS	WON	LOST	PCT.	WON	LOST	PCT.
Frank Lehmer	1897-99	3	7	3	.700	-	-	-
T.P. Hewitt	1900	1	5	0	1.000	-	-	-
E. Berry	1901	1	3	3	.500	-	-	-
Fred Morrell	1902	1	5	3	.625	-	-	-
R.G. Clapp	1904-09	6	59	43	.578	-	-	-
T.J. Hewiat	1910	1	6	10	.375	-	-	-
O.F. Field	1911	1	9	9	.500	-	-	-
E.O. Stiehm	1912-15	4	56	14	.800	-	-	-
Sam Waugh	1916	1	13	1	.929	-	-	-
E.J. Stewart	1917-19	3	29	23	.558	-	-	-
Paul Schlisser	1920-21	2	37	5	.881	-	-	-
Owen A. Frank	1922-23	2	14	21	.400	-	-	-
W.E. Kline	1924-25	2	23	12	.657	-	-	-
Ernest Bearg	1926	1	8	10	.444	-	-	-
Charles T. Black	1927-32	6	51	57	.472	-	-	-
William Browne	1933-40	8	64	87	.424	-	-	-
A.J. Lewandowski	1941-45	5	24	63	.276	-	-	-
L.F. Klein	1946	1	7	13	.350	-	-	-
Harry Good	1947-54	8	86	99	.465	-	-	-
Jerry Bush	1955-63	9	81	132	.380	-	-	-
Joe Cipriano	1964-80	17	253	197	.562	-	-	-
Moe Iba	1981-86	6	106	71	.591	-	-	-
Danny Nee	1987-2000	14	254	190	.572	-	-	-
Barry Collier	2001-06	6	89	91	.494	-	-	-
Doc Sadler	2007-2012	6	101	89	.532	4	14	.222
Tim Miles	2013-2019	7	116	114	.504	52	76	.406
Fred Hoiberg	2019-present	5	63	94	.401	30	68	.306

*Joined Big Ten for the 2012-13 season

NORTHWESTERN

COACH	TENURE	OVERALL			BIG TEN			
		YRS	WON	LOST	PCT.	WON	LOST	PCT.
Tom Holland	1905	1	2	2	.500	-	-	-
No Team	1906	-	-	-	-	-	-	-
Louis Gillesby	1907-10	4	4	28	.125	1	13	.071
Stuart Templeton	1911	1	4	15	.211	1	12	.077
Charles Hammett	1912	1	4	9	.308	0	8	.000
Dennis Grady	1913-14	2	25	10	.714	13	7	.650
Fred Murphy	1915-17	3	28	24	.539	16	18	.471
Norman Elliott	1918, 1920	2	10	11	.476	8	9	.471
Tom Robinson	1919	1	6	6	.500	6	4	.600
Ray Elder	1921	1	2	12	.143	1	11	.083
Dana Evans	1922	1	7	11	.389	3	9	.250
Maury Kent	1923-27	5	19	62	.235	11	49	.183
Arthur Lonborg	1928-50	23	236	203	.538	138	141	.495
Harold Olson	1951-52	2	19	25	.432	11	17	.393
Waldo Fisher	1953-57	5	35	75	.318	21	53	.284
William Rohr	1958-63	6	66	70	.485	39	43	.476
Larry Glass*	1964-69	6	61	71	.462	33	45	.423
Brad Snyder*	1969-73	5	30	71	.297	16	46	.258
Tex Winter	1974-78	5	44	87	.336	25	61	.291
Rich Falk	1979-86	8	80	142	.360	34	110	.236
Bill Foster	1987-93	7	54	141	.277	13	113	.008
Ricky Byrdsong	1994-97	4	34	78	.304	10	62	.139
Kevin O'Neill	1998-2000	3	30	56	.349	9	39	.188
Bill Carmody	2001-13	13	192	210	.478	70	150	.318
Chris Collins	2013-present	11	178	174	.506	80	129	.383

*Glass served as head coach for 18 games in 1968-69 before Snyder took over for the final six games.

ALL COACHES RECORDS BY SCHOOL

OHIO STATE

COACH	TENURE	OVERALL			BIG TEN			
		YRS	WON	LOST	PCT.	WON	LOST	PCT.
Coach Unknown	1899-1901	8	61	27	.693	-	-	-
	1905-08, 1911							
No Team	1902	-	-	-	-	-	-	-
D.C. Huddleson	1903-04	2	15	6	.714	-	-	-
Thomas Kibler	1909-10	2	22	2	.917	-	-	-
Lynn W. St. John	1912-19	8	79	69	.534	24	43	.358
Geo.M. Trautman	1920-22	3	29	33	.468	10	26	.278
Harold G. Olsen	1923-46	24	255	192	.570	154	135	.533
William H.H. Dye	1947-50	4	53	34	.609	27	21	.563
Floyd S. Stahl	1951-58	8	84	92	.477	51	65	.481
Fred R. Taylor	1959-76	18	297	158	.653	158	102	.608
Eldon Miller	1977-86	10	176	118	.599	96	84	.533
Gary Williams	1987-89	3	59	41	.590	24	30	.444
Randy Ayers	1990-97	8	124	108	.534	64	80	.444
Jim O'Brien@	1998-2004	7	51	57	.472	20	36	.357
Thad Matta	2005-17	13	337	123	.733	150	78	.658
Chris Holtmann	2017-2024	7	137	86	.614	66	65	.504
Jake Diebler #	2024-present	1	8	3	.727	5	1	.833

@ Due to NCAA sanctions, Ohio State has vacated the records of 34 games in 1998-99, 16 games in '99-00 and the entire '00-01 and '01-02 seasons.
 #Named Interim Head Coach for final 11 games in 2023-24

OREGON

COACH	TENURE	OVERALL			BIG TEN			
		YRS	WON	LOST	PCT.	WON	LOST	PCT.
Charles Burden	1902-03	2	0	6	.000	-	-	-
Walter Winslow	1905-06	1	0	5	.000	-	-	-
Charles Murphy	1907-08	1	8	9	.471	-	-	-
Hugo Bezdek	1906-07, 1913-17	4	17	35	.327	-	-	-
Bill Hayward	1909-13, 1917-18	5	34	29	.540	-	-	-
Dean Walker	1918-19	1	13	4	.765	-	-	-
Hollis Huntington	1919-20	1	8	9	.471	-	-	-
George Boehler	1920-23	3	37	39	.487	-	-	-
W.J. Reinhart	1923-35	12	180	101	.641	-	-	-
Howard Hobson	1935-47	11	212	124	.631	-	-	-
John A. Warren	1944-45, 1947-51	5	87	76	.534	-	-	-
Bill Borcher	1951-56	5	69	68	.504	-	-	-
Steve Belko	1956-71	15	179	211	.459	-	-	-
Dick Harter	1971-78	7	112	82	.577	-	-	-
Jim Haney	1978-83	5	53	82	.392	-	-	-
Don Monson	1983-92	9	116	145	.444	-	-	-
Jerry Green	1992-97	5	72	70	.507	-	-	-
Ernie Kent	1997-2010	13	235	173	.576	-	-	-
Dana Altman	2010-present	14	345	152	.694	-	-	-

*Joined Big Ten for the 2024-25 season

PENN STATE

COACH	TENURE	OVERALL			BIG TEN			
		YRS	WON	LOST	PCT.	WON	LOST	PCT.
No Coach	1897-15, 1918	20	131	66	.665	-	-	-
Burke Hermann	1916-17, 1920-32	15	148	73	.670	-	-	-
Hugo Bezdek	1919	1	11	2	.846	-	-	-
Earl Leslie	1933-36	4	29	28	.509	-	-	-
John Lawther	1937-49	13	150	93	.617	-	-	-
Elmer Gross	1950-54	5	80	40	.667	-	-	-
John Egli	1955-68	14	187	135	.581	-	-	-
John Bach	1969-78	10	122	121	.501	-	-	-
Dick Harter	1979-83	5	79	61	.564	-	-	-
Bruce Parkhill	1984-95	12	181	169	.517	17	37	.315
Jerry Dunn	1996-03	8	117	121	.492	45	87	.341
Ed DeChellis	2004-11	8	114	138	.452	41	95	.301
Patrick Chambers+	2011-20	9	148	150	.497	56	110	.337
Jim Ferry#	2020-21	1	11	14	.440	7	12	.368
Micah Shrewsberry	2021-2023	2	37	31	.544	17	23	.425
Mike Rhoades	2023-Present	1	16	17	.485	9	11	.450

*Joined Big Ten For 1992-93 season

PURDUE

COACH	TENURE	OVERALL			BIG TEN			
		YRS	WON	LOST	PCT.	WON	LOST	PCT.
F. Homer Curtis	1897	1	1	1	.500	-	-	-
Alpha P. Jamison	1900-01	2	12	1	.923	-	-	-
C.M. Besy	1902	1	10	3	.769	-	-	-
C.I. Freeman	1903	1	8	0	1.000	-	-	-
No Coach	1904	1	11	2	.846	-	-	-
James L. Nufer	1905	1	3	6	.333	-	-	-
C.B. Jamison	1906-08	3	16	24	.400	5	20	.200
E.J. Stewart	1909	1	8	4	.667	6	4	.600
Ralph Jones	1910-12	3	32	9	.780	23	9	.719
R.E. Vaughn	1913-16	4	21	32	.396	15	32	.319
Ward Lambert *	1917, 1919-46	29	371	152	.709	228	105	.685
J.J. Maloney	1918	1	11	5	.688	5	5	.500
Mel Taube *	1946-50	5	45	46	.495	23	37	.383
Ray Eddy	1951-65	15	176	164	.518	92	122	.430
George King	1966-72	7	109	64	.630	61	37	.623
Fred Schaus	1973-78	6	105	59	.640	65	35	.650
Lee Rose	1979-80	2	50	18	.735	24	12	.667
Gene Keady#	1981-05	25	512	270	.655	265	169	.611
Matt Painter	2006-present	19	447	203	.688	226	123	.648

*Lambert and Taube both served as head coach in 1946.

Record does not reflect 18 forfeited and two vacated games in which a player ruled by the NCAA to be ineligible participated during the 1995-96 season.

RUTGERS

COACH	TENURE	OVERALL			BIG TEN			
		YRS	WON	LOST	PCT.	WON	LOST	PCT.
Frank Gorton	1906-09	2	3	15	.167	-	-	-
Dave Armstrong	1906-09	1	3	2	.600	-	-	-
George Davidson	1914-15	1	1	8	.111	-	-	-
Frank Hill	1915-43	28	223	162	.579	-	-	-
Thomas Kenneally	1944-45	1	11	3	.786	-	-	-
Donald White	1946-56; 1962-63	12	105	161	.395	-	-	-
Warren Harris	1956-59	3	24	45	.348	-	-	-
Tony Kuolt	1959-62	3	32	37	.464	-	-	-
Bill Foster	1963-71	8	120	75	.615	-	-	-
Dick Lloyd	1971-73	2	29	22	.569	-	-	-
Tom Young	1973-85	12	239	117	.671	-	-	-
Craig Littlepage	1985-88	3	23	63	.261	-	-	-
Bob Wenzel	1988-97	9	128	135	.487	-	-	-
Kevin Bannon	1997-01	4	59	60	.496	-	-	-
Gary Waters	2001-06	5	79	75	.513	-	-	-
Fred Hill	2006-10	4	47	77	.379	-	-	-
Mike Rice	2010-13	3	44	51	.463	-	-	-
Eddie Jordan	2013-16	3	29	68	.299	3	33	.083
Steve Pikiell	2016-present	8	132	123	.518	63	92	.406

*Joined Big Ten for the 2014-15 season

UCLA

COACH	TENURE	OVERALL			BIG TEN			
		YRS	WON	LOST	PCT.	WON	LOST	PCT.
Fred cozens	1919-21	2	20	4	.833	-	-	-
Caddy Works	1921-39	18	173	161	.518	-	-	-
Wilbur Johns	1939-48	9	93	120	.437	-	-	-
John Wooden	1948-75	27	620	147	.808	-	-	-
Gene Bartow	1975-77	2	52	9	.852	-	-	-
Gary Cunningham	1977-79	2	50	8	.862	-	-	-
Larry Brown	1979-81	2	42	17	.712	-	-	-
Larry Farmer	1981-84	3	61	23	.726	-	-	-
Walt Hazzard	1984-88	4	77	47	.621	-	-	-
Jim Harrick	1988-96	8	192	62	.756	-	-	-
Steve Lavin	1996-2003	7	145	78	.650	-	-	-
Ben Howland	2003-13	10	233	107	.685	-	-	-
Steve Alford	2013-18	6	124	63	.663	-	-	-
Murry Bartow*	2019	1	10	10	.500	-	-	-
Mick Cronin	2019-present	5	115	53	.685	-	-	-

*Bartow was named interim head coach for final 20 games of 2018-19 season.

Six NCAA Tournament games in 1980 and one NCAA Tournament contest in 1999 are not recognized by the NCAA.

ALL COACHES RECORDS BY SCHOOL

USC

COACH	TENURE	OVERALL				BIG TEN		
		YRS	WON	LOST	PCT.	WON	LOST	PCT.
Emil Breitkreutz	1907	1	6	5	.545	-	-	-
J.S. Robson	1911, 1913	2	23	10	.697	-	-	-
Walter Hall	1912	1	9	5	.643	-	-	-
Ralph Glaze	1915-16	2	8	21	.276	-	-	-
Motts Blair	1917, 1919	2	11	20	.355	-	-	-
Dean Cromwell	1918	1	0	2	.000	-	-	-
Elmer Henderson	1920-21	2	18	6	.750	-	-	-
Bill Hunter	1922	1	7	5	.583	-	-	-
Les Turner	1923-27	5	48	36	.571	-	-	-
Leo Calland	1928-29	2	38	10	.792	-	-	-
Sam Barry	1930-41	16	260	138	.653	-	-	-
Julie Bescos	1942	1	12	8	.600	-	-	-
Ernie Holbrook	1943-44	2	29	9	.763	-	-	-
Bobby Muth	1944-45	2	17	17	.500	-	-	-
Forrest Twogood	1951-66	16	251	179	.584	-	-	-
Bob Boyd	1967-79	13	216	131	.622	-	-	-
Stan Morrison	1980-86	6	103	95	.520	-	-	-
George Raveling	1987-94	7	115	118	.494	-	-	-
Charlie Parker	1995-96	2	21	28	.429	-	-	-
Henry Bibby #	1996-2004	8	132	119		-	-	-
Jim Saia \$	2004	1	10	15	.400	-	-	-
Tim Floyd @	2005-09	4	64	49	.566	-	-	-
Kevin O'Neill			48	65	.425	-	-	-
Bob Cantu %	2013	1	7	8	.467	-	-	-
And Enfield	2013-24	11	220	147	.599	-	-	-
Eric Musselman	2024-present		First Season					

* Joined Big Ten for 2024-25 season

Bibby named interim head coach for final nine games of 1996.

\$ Saia named interim head coach for final 25 games in 2004.

@ 21 wins vacated due to NCAA sanctions.

% Cantu named interim head coach for final 15 games of 2013.

WASHINGTON

COACH	TENURE	OVERALL				BIG TEN		
		YRS	WON	LOST	PCT.	WON	LOST	PCT.
David C. Hall	1909-10	2	23	7		-	-	-
Warner Williams	1911	1	11	1	.917	-	-	-
Oscar Olson	1912-13	2	26	10		-	-	-
Anthony Savage	1914-15	2	29	4		-	-	-
John Davidson	1916-17	2	16	15		-	-	-
Claude J. Hunt	1918-19	2	10	18		-	-	-
Leonard B. Allison	1920	1	7	8	.467	-	-	-
Hec Edmundson	1921-47	27	488	195	.714	-	-	-
Art McLarney	1948-50	3	53	36	.596	-	-	-
Tippy Dye	1951-59	9	156	91	.632	-	-	-
John Grayson	1960-63	4	57	49	.538	-	-	-
Mac Duckworth	1964-68	5	53	74	.417	-	-	-
Tex Winter	1969-71	3	45	35	.563	-	-	-
Marv Harshman	1972-85	14	246	146	.628	-	-	-
Andy Russo	1986-89	4	61	62	.496	-	-	-
Lynn Nance	1990-93	4	50	62	.446	-	-	-
Bob Bender	1994-2002	9	116	142	.450	-	-	-
Lorenzo Romar	2003-17	15	298	196	.603	-	-	-
Mike Hopkins	2018-2024	7	118	106	.527	-	-	-
Danny Sprinkle	2024-present		First season					

WISCONSIN

COACH	TENURE	OVERALL				BIG TEN		
		YRS	WON	LOST	PCT.	WON	LOST	PCT.
James C. Elsom	1898-1904	6	25	14	.641	-	-	-
Emmett Angell	1905-08	4	43	15	.741	19	5	.792
Haskell Noyes	1909-11	3	26	15	.634	18	15	.545
Walter Meanwell	1912-17, 1921-34	20	246	99	.712	158	80	.660
Guy Lowman	1918-20	3	34	19	.642	19	17	.528
Harold "Bud" Foster	1935-59	25	265	267	.498	143	182	.440
John Erickson	1960-68	9	100	114	.467	52	74	.413
John Powless	1969-76	8	88	108	.449	42	78	.350
Bill Cofield	1977-82	6	63	101	.384	32	76	.296
Steve Yoder	1983-92	10	128	165	.437	50	130	.278
Stu Jackson	1993-94	2	32	25	.561	15	21	.417
Stan Van Gundy	1995	1	13	14	.481	7	11	.389
Dick Bennett	1996-2001	6	93	69	.574	39	45	.464
Brad Soderberg*	2001	1	16	10	.615	9	7	.563
Bo Ryan	2002-15	15	364	130	.737	172	68	.717
Greg Gard#	2015-present	9	186	107	.635	104	70	.598

*Soderberg served as head coach for final 26 games of 2000-01 season.

#Gard served as head coach for final 23 games of 2015-16 season.

CHICAGO

COACH	TENURE	OVERALL				BIG TEN		
		YRS	WON	LOST	PCT.	WON	LOST	PCT.
Wilfred Childs	1906	1	5	5	.500	3	5	.375
Joseph Raycroft	1907-10	4	64	7	.901	34	6	.850
John Schommer	1911	1	13	6	.684	7	5	.583
Harlan "Pat" Page	1912-20	9	99	56	.639	66	42	.611
Amos Alonzo Stagg	1921	1	12	6	.667	6	6	.500
Nelson Norgren	1922-42, 1945-46	23	101	274	.269	52	215	.195
J. Kyle Anderson	1943-44	2	1	37	.026	0	17	.000

(Withdrew from Big Ten following 1945-46 season)

ALL-TIME COACHING RECORDS

OVERALL RECORDS FOR BIG TEN 10-YEAR COACHES

Ranked by overall winning percentage at conference institution for coaches over .500

Coach, Team	Career Years	Won	OVERALL			BIG TEN		
			Lost	PCT	Won	Lost	PCT	
Bo Ryan, WIS (2002-15)	15	364	130	.737	172	68	.717	
Bob Knight, IND (1972-2000)	29	662	239	.735	353	151	.700	
Thad Matta, OSU (2005-17)	13	337	123	.733	150	78	.658	
Walter Meanwell, WIS (1912-17, '21-34)	20	246	99	.712	158	80	.660	
Tom Izzo, MSU (1995-)	29	707	295	.706	343	170	.669	
Ward Lambert, PUR (1917, '19-46)	29	371	152	.709	228	105	.685	
Dana Altman, ORE (2010-)	14	345	152	.694	-	-	-	
Matt Painter, PUR (2006-)	19	447	203	.688	226	12	.648	
Doug Mills, ILL (1937-47)	11	151	66	.696	88	47	.652	
Harry Combes, ILL (1948-67)	20	316	150	.678	174	104	.626	
Branch McCracken, IND (1939-43, '47-65)	24	364	174	.677	210	116	.644	
Tom Davis, IOWA (1987-99)	13	269	140	.658	125	105	.543	
Gene Keady#, PUR (1981-2005)	25	512	270	.655	265	169	.611	
Lou Henson, ILL (1976-96)	21	423	224	.654	214	164	.567	
John Orr, MICH (1969-80)	12	209	111	.653	120	72	.625	
Fred Taylor, OSU (1959-76)	18	297	158	.653	158	102	.608	
John Beilein, MICH (2007-19)	12	278	150	.650	126	92	.578	
L.J. Cooke, MINN (1898-1924)	27	244	135	.642	103	100	.507	
Everett Dean, IND (1925-38)	14	162	93	.635	96	72	.571	
O.B. Cowles, MINN (1949-59)	11	147	93	.613	86	68	.558	
Craig Ruby, ILL (1923-36)	14	148	95	.609	94	74	.560	
Jud Heathcote, MSU (1977-95)	19	430	273	.606	182	160	.532	
Eldon Miller, OSU (1977-86)	10	176	118	.599	96	84	.533	
Fran McCaffery, IOWA (2010-)	14	280	191	.594	136	128	.515	
Harold Olsen, OSU (1923-46)	24	255	192	.570	154	135	.533	

Record does not reflect 18 forfeited and two vacated games in which a player ruled by the NCAA to be ineligible participated during the 1995-96 season.

MOST BIG TEN VICTORIES

(minimum 50; record in conference games only)

1.	Bob Knight, IND (1972-2000)	353	30.	Bruce Weber, ILL (2004-12)	89
2.	Tom Izzo, MSU (1995-)	343	31.	Doug Mills, ILL (1937-47)	88
3.	Gene Keady#, PUR (1981-2005)	265	32.	O.B. Cowles, MINN (1948-59)	86
4.	Ward Lambert, PUR (1917, '19-45)	228	33.	Jim Dutcher, MINN (1975-86)	83
5.	Matt Painter, PUR (2005-)	226	34.	Mark Turgeon, MD (2011-19)	82
6.	Lou Henson, ILL (1976-96)	214	35.	Chris Collins, NU (2013-)	80
7.	Branch McCracken, IND (1939-43, '47-65)	210		Brad Underwood, ILL (2017-)	80
8.	Jud Heathcote, MSU (1976-95)	182	37.	Bucky O'Connor, IOWA (1952-58)	72
9.	Harry Combes, ILL (1948-67)	174	38.	Bill Carmody, NU (2000-13)	70
10.	Bo Ryan, WIS (2002-)	172	39.	Rollie Williams, IOWA (1930-43, '51)	69
11.	Fred Taylor, OSU (1959-76)	158		Forrest Anderson, MSU (1954-65)	69
	Walter Meanwell, WIS (1912-17, '21-34)	158	41.	John Kundla, MINN (1959-68)	67
13.	Harold Olsen, OSU (1923-46)	154		Chris Holtmann, OSU (2017-24)	66
14.	Thad Matta, OSU (2005-17)	150	43.	Randy Ayers, OSU (1989-97)	64
15.	Harold "Bud" Foster, WIS (1935-59)	143		Ralph Jones, ILL (1913-20)	64
16.	Arthur Lonborg, NU (1928-50)	138	47.	E.J. Mather, MICH (1920-28)	64
17.	Fran McCaffery, IOWA (2010-)	136		Fred Schaus, PUR (1973-78)	64
18.	John Beilein, MICH (2008-19)	126	48.	Steve Pikiell, RU (2016-)	63
19.	Tom Davis, IOWA (1986-99)	125		George King, PUR (1966-72)	61
20.	Johnny Orr, MICH (1969-80)	120	50.	Steve Alford, IOWA (1999-2006)	61
21.	Dave MacMillan, MINN (1928-42, '46-48)	108	50.	Dave Strack, MICH (1961-68)	58
22.	Greg Gard, WIS (2015-)	104		Patrick Chambers, PSU (2011-20)	56
23.	L.J. Cooke, MINN (1897-1924)	103			
24.	Bill Frieder, MICH (1981-89)	98			
25.	Everett Dean, IND (1925-38)	96			
	Eldon Miller, OSU (1977-86)	96			
27.	Craig Ruby, ILL (1923-36)	94			
28.	Ray Eddy, PUR (1951-65)	92			
	Lute Olson, IOWA (1975-83)	92			

Record does not reflect 18 forfeited and two vacated games in which a player ruled by the NCAA to be ineligible participated during the 1995-96 season.

* Due to NCAA sanctions, Michigan has vacated the records from the 1992 Final Four, the 1992-93, '95-96, '96-97, '97-98 and '98-99 seasons.

Bold indicates still active

BIG TEN TOURNAMENT ALL-TIME RESULTS

1998 - Chicago, Ill.

First Round (3/5)

#8 Minnesota def. #9 Northwestern, 64-56#
#10 Wisconsin def. #7 Penn State, 52-51
#6 Indiana def. #11 Ohio State, 78-71

Quarterfinals (3/6)

#4 Michigan def. #5 Iowa, 77-66*
#8 Minnesota def. #1 Michigan State, 76-73#
#2 Illinois def. #10 Wisconsin, 66-61
#3 Purdue def. #6 Indiana, 76-71

Semifinals (3/7)

#4 Michigan def. #8 Minnesota, 85-69#*
#3 Purdue def. #2 Illinois, 68-47

Final (3/8)

#4 Michigan def. #3 Purdue, 76-67*

1999 - Chicago, Ill.

First Round (3/4)

#8 Northwestern def. #9 Penn State, 54-44
#10 Michigan def. #7 Purdue, 79-73 (OT)*
#11 Illinois def. #6 Minnesota, 67-64#

Quarterfinals (3/5)

#4 Wisconsin def. #5 Iowa, 74-60
#1 Michigan State def. #8 Northwestern, 61-59
#2 Ohio State def. #10 Michigan, 87-69* @
#11 Illinois def. #3 Indiana, 82-66

Semifinals (3/6)

#1 Michigan State def. #4 Wisconsin, 56-41
#11 Illinois def. #2 Ohio State, 79-77@

Final (3/7)

#1 Michigan State def. #11 Illinois, 67-50

2000 - Chicago, Ill.

First Round (3/9)

#9 Penn State def. #8 Michigan, 76-66
#7 Iowa def. #10 Minnesota, 81-78
#6 Wisconsin def. #11 Northwestern, 51-41

Quarterfinals (3/10)

#4 Illinois def. #5 Indiana, 72-69
#9 Penn State def. #1 Ohio State, 71-66
#2 Michigan State def. #7 Iowa, 75-65
#6 Wisconsin def. #3 Purdue, 78-66

Semifinals (3/11)

#4 Illinois def. #9 Penn State, 94-84
#2 Michigan State def. #6 Wisconsin, 55-46

Final (3/12)

#2 Michigan State def. #4 Illinois, 76-61

2001 - Chicago, Ill.

First Round (3/8)

#8 Purdue def. #9 Minnesota, 91-77
#7 Penn St. def. #10 Michigan, 82-80
#6 Iowa def. #11 Northwestern, 72-55

Quarterfinals (3/9)

#4 Indiana def. #5 Wisconsin, 64-52
#1 Illinois def. #8 Purdue, 83-66
#7 Penn State def. #2 Michigan State, 65-63
#6 Iowa def. #3 Ohio State, 75-66@

Semifinals (3/10)

#4 Indiana def. #1 Illinois, 58-56
#6 Iowa def. #7 Penn State, 94-74

Final (3/11)

#6 Iowa def. #4 Indiana, 63-61

2002 - Indianapolis, Ind.

First Round (3/7)

#9 Iowa def. #8 Purdue, 87-72
#10 Michigan def. #7 Northwestern, 72-51
#6 Minnesota def. #11 Penn State, 84-60

Quarterfinals (3/8)

#4 Indiana def. #5 Michigan State, 67-56
#9 Iowa def. #1 Wisconsin, 58-56
#2 Ohio State def. #10 Michigan, 75-68@
#3 Illinois def. #6 Minnesota, 92-76

Semifinals (3/9)

#9 Iowa def. #4 Indiana, 62-60
#2 Ohio State def. #3 Illinois, 94-88@

Final (3/10)

#2 Ohio State def. #9 Iowa, 81-64@

2003 - Chicago, Ill.

First Round (3/13)

#8 Ohio State def. #9 Iowa, 66-64
#10 Northwestern def. #7 Minnesota, 76-64
#6 Indiana def. #11 Penn State, 77-49

Quarterfinals (3/14)

#8 Ohio State def. #1 Wisconsin, 58-50
#5 Michigan State def. #4 Purdue, 54-42
#2 Illinois def. #10 Northwestern, 94-65
#6 Indiana def. #3 Michigan, 63-56

Semifinals (3/15)

#8 Ohio State def. #5 Michigan State, 55-54
#2 Illinois def. #6 Indiana, 73-72

Final (3/16)

#2 Illinois def. #8 Ohio State, 72-59

2004 - Indianapolis, Ind.

First Round (3/11)

#8 Indiana def. #9 Ohio State, 83-69
#10 Minnesota def. #7 Purdue, 63-52
#6 Northwestern def. #11 Penn State, 57-52

Quarterfinals (3/12)

#1 Illinois def. #8 Indiana, 71-59
#5 Michigan def. #4 Iowa, 79-70
#2 Wisconsin def. #10 Minnesota, 66-52
#3 Michigan St. def. #6 Northwestern, 68-55

Semifinals (3/13)

#1 Illinois def. #5 Michigan, 74-60
#2 Wisconsin def. #3 Michigan State, 68-66

Final (3/14)

#2 Wisconsin def. #1 Illinois, 70-53

2005 - Chicago, Ill.

First Round (3/10)

#8 Northwestern def. #9 Michigan, 58-56
#7 Iowa def. #10 Purdue, 71-52
#6 Ohio State def. #11 Penn State, 72-69

Quarterfinals (3/11)

#1 Illinois def. #8 Northwestern, 68-51
#5 Minnesota def. #4 Indiana, 71-55
#7 Iowa def. #2 Michigan State, 71-69
#3 Wisconsin def. #6 Ohio State, 60-49

Semifinals (3/12)

#1 Illinois def. #5 Minnesota, 64-56
#3 Wisconsin def. #7 Iowa, 59-56

Final (3/13)

#1 Illinois def. #3 Wisconsin, 54-43

2006 - Indianapolis, Ind.

First Round (3/9)

#8 Penn State def. #9 Northwestern, 60-42
#10 Minnesota def. #7 Michigan, 59-55
#6 Michigan State def. #11 Purdue, 70-58

Quarterfinals (3/10)

#1 Ohio State def. #8 Penn State, 63-56
#5 Indiana def. #4 Wisconsin, 61-56
#2 Iowa def. #10 Minnesota, 67-57
#6 Michigan State def. #3 Illinois, 61-56

Semifinals (3/11)

#2 Iowa def. #6 Michigan State, 53-48
#1 Ohio State def. #5 Indiana, 52-51

Final (3/12)

#2 Iowa def. #1 Ohio State, 67-60

2007 - Chicago, Ill.

First Round (3/8)

#8 Michigan def. #9 Minnesota, 49-40
#7 Michigan State def. #10 Northwestern, 62-57
#6 Illinois def. #11 Penn State, 66-60

Quarterfinals (3/9)

#1 Ohio State def. #8 Michigan, 72-62
#5 Purdue def. #4 Iowa, 74-55
#2 Wisconsin def. #7 Michigan State, 70-57
#6 Illinois def. #3 Indiana, 58-54 (OT)

Semifinals (3/10)

#1 Ohio State def. #5 Purdue, 63-52
#2 Wisconsin def. #6 Illinois, 53-41

Final (3/11)

#1 Ohio State def. #2 Wisconsin, 66-49

2008 - Indianapolis, Ind.

First Round (3/13)

#9 Michigan def. #8 Iowa, 55-47
#10 Illinois def. #7 Penn State, 64-63
#6 Minnesota def. #11 Northwestern, 55-52

Quarterfinals (3/14)

#1 Wisconsin def. #9 Michigan, 51-34
#4 Michigan State def. #5 Ohio State, 67-60
#10 Illinois def. #2 Purdue, 74-67 (OT)
#6 Minnesota def. #3 Indiana, 59-58

Semifinals (3/15)

#1 Wisconsin def. #4 Michigan State, 65-63
#10 Illinois def. #6 Minnesota, 54-40

Final (3/16)

#1 Wisconsin def. #10 Illinois, 61-48

2009 - Indianapolis, Ind.

First Round (3/12)

#8 Minnesota def. #9 Northwestern, 66-53
#7 Michigan def. #10 Iowa, 73-45
#6 Penn State def. #11 Indiana, 66-51

Quarterfinals (3/13)

#1 Michigan State def. #8 Minnesota, 64-56
#5 Ohio State def. #4 Wisconsin, 61-57
#2 Illinois def. #7 Michigan, 60-50
#3 Purdue def. #6 Penn State, 79-65

Semifinals (3/14)

#5 Ohio State def. #1 Michigan State, 82-70
#3 Purdue def. #2 Illinois, 66-56

Final (3/15)

#3 Purdue def. #5 Ohio State, 65-61

BIG TEN TOURNAMENT ALL-TIME RESULTS

2010 - Indianapolis, Ind.

First Round (3/11)

#8 Michigan def. #9 Iowa, 59-52
#7 Northwestern def. #10 Indiana, 73-58
#6 Minnesota def. #11 Penn State, 76-55

Quarterfinals (3/12)

#1 Ohio State def. #8 Michigan, 69-68
#5 Illinois def. #4 Wisconsin, 58-54
#2 Purdue def. #7 Northwestern, 69-61
#6 Minnesota def. #3 Michigan State, 72-67 (OT)

Semifinals (3/13)

#1 Ohio State def. #5 Illinois, 88-81 (2OT)
#6 Minnesota def. #2 Purdue, 69-42

Final (3/14)

#1 Ohio State def. #6 Minnesota, 90-61

2011 - Indianapolis, Ind.

First Round (3/10)

#8 Northwestern def. #9 Minnesota, 75-65
#7 Michigan State def. #10 Iowa, 66-61
#6 Penn State def. #11 Indiana, 61-55

Quarterfinals (3/11)

#1 Ohio State def. #8 Northwestern, 67-61 (OT)
#4 Michigan def. #5 Illinois, 60-55
#7 Michigan State def. #2 Purdue, 74-56
#6 Penn State def. #3 Wisconsin, 36-33

Semifinals (3/12)

#1 Ohio State def. #4 Michigan, 68-61
#6 Penn State def. #7 Michigan State, 61-48

Final (3/13)

#1 Ohio State def. #6 Penn State, 71-60

2012 - Indianapolis, Ind.

First Round (3/8)

#8 Iowa def. #9 Illinois, 64-61
#5 Indiana def. #12 Penn State, 75-58
#10 Minnesota def. #7 Northwestern, 75-68
#6 Purdue def. #11 Nebraska, 79-61

Quarterfinals (3/9)

#1 Michigan State def. #8 Iowa, 92-75
#4 Wisconsin def. #5 Indiana, 79-71
#2 Michigan def. #10 Minnesota, 73-69
#3 Ohio State def. #6 Purdue, 88-72

Semifinals (3/10)

#1 Michigan State def. #4 Wisconsin, 65-52
#3 Ohio State def. #2 Michigan, 77-55

Final (3/11)

#1 Michigan State def. #3 Ohio State, 68-64

2013 - Chicago, Ill.

First Round (3/14)

#8 Illinois def. #9 Minnesota, 51-49
#5 Michigan def. #12 Penn State, 83-66
#10 Nebraska def. #7 Purdue, 57-55
#6 Iowa def. #11 Northwestern, 73-59

Quarterfinals (3/15)

#1 Indiana def. #8 Illinois, 80-64
#4 Wisconsin def. #5 Michigan, 68-59
#2 Ohio State def. #10 Nebraska, 71-50
#3 Michigan State def. #6 Iowa, 59-56

Semifinals (3/16)

#4 Wisconsin def. #1 Indiana, 68-56
#2 Ohio State def. #3 Michigan State, 61-58

Final (3/17)

#2 Ohio State def. #4 Wisconsin, 50-43

2014 - Indianapolis, Ind.

First Round (3/13)

#9 Illinois def. #8 Indiana, 64-54
#5 Ohio State def. #12 Purdue, 63-61
#7 Minnesota def. #10 Penn State, 63-56
#11 Northwestern def. #6 Iowa, 67-62

Quarterfinals (3/14)

#1 Michigan def. #9 Illinois, 64-63
#5 Ohio State def. #4 Nebraska, 71-67
#2 Wisconsin def. #7 Minnesota, 83-57
#3 Michigan State def. #11 Northwestern, 67-51

Semifinals (3/15)

#1 Michigan def. #5 Ohio State, 72-69
#3 Michigan State def. #2 Wisconsin, 83-75

Final (3/16)

#3 Michigan State def. #1 Michigan, 69-55

2015 - Chicago, Ill.

First Round (3/11)

#13 Penn State def. #12 Nebraska, 68-65
#11 Minnesota def. #14 Rutgers, 80-68

Second Round (3/12)

#9 Michigan def. #8 Illinois, 73-55
#13 Penn State def. #5 Iowa, 67-58
#7 Indiana def. #10 Northwestern, 71-56
#6 Ohio State def. #11 Minnesota, 79-73

Quarterfinals (3/13)

#1 Wisconsin def. #9 Michigan, 71-60
#4 Purdue def. #13 Penn State, 64-59
#2 Maryland def. #7 Indiana, 75-69
#3 Michigan State def. #6 Ohio State, 76-67

Semifinals (3/14)

#1 Wisconsin def. #4 Purdue, 71-51
#3 Michigan State def. #2 Maryland, 62-58

Final (3/15)

#1 Wisconsin def. #3 Michigan State, 80-69 (OT)

2016 - Indianapolis, Ind.

First Round (3/9)

#12 Illinois def. #13 Minnesota, 85-52
#11 Nebraska def. #14 Rutgers, 89-72

Second Round (3/10)

#8 Michigan def. #9 Northwestern, 72-70 (OT)
#12 Illinois def. #5 Iowa, 68-66
#7 Ohio State def. #10 Penn State, 79-75
#11 Nebraska def. #6 Wisconsin, 70-58

Quarterfinals (3/11)

#8 Michigan def. #1 Indiana, 72-69
#4 Purdue def. #12 Illinois, 89-58
#2 Michigan State def. #7 Ohio State, 81-54
#3 Maryland def. #11 Nebraska, 97-86

Semifinals (3/12)

#4 Purdue def. #8 Michigan, 76-59
#2 Michigan State def. #3 Maryland, 64-61

Final (3/13)

#2 Michigan State def. #4 Purdue, 66-62

2017 - Washington D.C.

First Round (3/8)

#13 Penn State def. #12 Nebraska, 76-67 (OT)
#14 Rutgers def. #11 Ohio State, 66-57

Second Round (3/9)

#8 Michigan def. #9 Illinois, 75-55
#5 Michigan State def. #13 Penn State, 78-51
#10 Indiana def. #7 Iowa, 95-73
#6 Northwestern def. #14 Rutgers, 83-61

Quarterfinals (3/10)

#8 Michigan def. #1 Purdue, 74-70 (OT)
#4 Minnesota def. #5 Michigan State, 63-58
#2 Wisconsin def. #10 Indiana, 70-60
#6 Northwestern def. #3 Maryland, 72-64

Semifinals (3/11)

#8 Michigan def. #4 Minnesota, 84-77
#2 Wisconsin def. #6 Northwestern, 76-48

Final (3/12)

#8 Michigan def. #2 Wisconsin, 71-56

2018 - New York City

First Round (2/28)

#12 Iowa def. #13 Illinois, 96-87
#14 Rutgers def. #11 Minnesota, 65-54

Second Round (3/1)

#9 Wisconsin def. #8 Maryland, 59-54
#5 Michigan def. #12 Iowa, 77-71 (OT)
#7 Penn State def. #10 Northwestern, 65-57
#14 Rutgers def. #6 Indiana, 76-69

Quarterfinals (3/2)

#1 Michigan State def. #9 Wisconsin, 63-60
#5 Michigan def. #4 Nebraska, 77-58
#7 Penn State def. #2 Ohio State, 69-68
#3 Purdue def. #14 Rutgers, 82-75

Semifinals (3/3)

#5 Michigan def. #1 Michigan State, 75-64
#3 Purdue def. #7 Penn State, 78-70

Final (3/4)

#5 Michigan def. #3 Purdue, 75-66

2019 - Chicago

First Round (3/13)

#13 Nebraska def. #12 Rutgers, 68-61
#11 Illinois def. #14 Northwestern, 74-69 (OT)

Second Round (3/14)

#8 Ohio State def. #9 Indiana, 79-75
#13 Nebraska def. #5 Maryland, 69-61
#7 Minnesota def. #10 Penn State, 77-72 (OT)
#6 Iowa def. #11 Illinois, 83-62

Quarterfinals (3/15)

#1 Michigan State def. #8 Ohio State, 77-70
#4 Wisconsin def. #13 Nebraska, 66-62
#7 Minnesota def. #2 Purdue, 75-73
#3 Michigan def. #6 Iowa, 74-53

Semifinals (3/16)

#1 Michigan State def. #4 Wisconsin, 67-55
#3 Michigan def. #7 Minnesota, 76-49

Final (3/17)

#1 Michigan State def. #3 Michigan, 65-60

^2020 - Indianapolis, Ind.

First Round (3/11)

#12 Minnesota def. #13 Northwestern, 74-57
#11 Indiana def. #14 Nebraska, 89-64

^ 2020 Big Ten Tournament cancelled on March 12 due to COVID-19 pandemic

2021 - Indianapolis, Ind.

First Round (3/10)

#13 Minnesota def. #12 Northwestern, 51-46
#11 Penn State def. #14 Nebraska, 72-66

Second Round (3/11)

#8 Maryland def. #9 Michigan State, 68-57
#5 Ohio State def. #13 Minnesota, 79-75
#7 Rutgers def. #10 Indiana, 61-50
#6 Wisconsin def. #11 Penn State, 75-74

Quarterfinals (3/12)

#1 Michigan def. #8 Maryland, 79-66
#5 Ohio State def. #4 Purdue, 87-78 (OT)
#2 Illinois def. #7 Rutgers, 90-68
#3 Iowa def. #6 Wisconsin, 62-57

Semifinals (3/13)

#5 Ohio State def. #1 Michigan, 68-67
#2 Illinois def. #3 Iowa, 82-71

Final (3/14)

#2 Illinois def. #5 Ohio State, 91-88 (OT)

BIG TEN TOURNAMENT ALL-TIME RESULTS

2022 - Indianapolis, Ind.

First Round (3/9)

#12 Northwestern def. #13 Nebraska, 71-69

#11 Penn State def. #14 Minnesota, 60-51

Second Round (3/10)

#9 Indiana def. Michigan, 74-69

#5 Iowa def. #12 Northwestern, 112-76

#7 Michigan State def. #10 Maryland, 76-72

#11 Penn State def. #6 Ohio State, 71-68

Quarterfinals (3/11)

#9 Indiana def. #1 Illinois, 65-63

#5 Iowa def. #4 Rutgers, 84-74

#7 Michigan State def. #2 Wisconsin, 69-63

#3 Purdue def. #11 Penn State 69-61

Semifinals (3/12)

#5 Iowa def. #9 Indiana, 80-77

#3 Purdue def. #7 Michigan State, 75-70

Final (3/13)

#5 Iowa def. #3 Purdue, 75-66

2023 - Chicago, Ill.

First Round (3/8)

#13 Ohio State def. #12 Wisconsin, 65-57

#14 Minnesota def. #11 Nebraska, 78-75

Second Round (3/9)

#9 Rutgers def. #8 Michigan, 62-50

#13 Ohio State def. #5 Iowa, 73-69

#10 Penn State def. #7 Illinois, 79-76

#6 Maryland def. #14 Minnesota, 70-54

Quarterfinals (3/10)

#1 Purdue def. #9 Rutgers, 70-65

#13 Ohio State def. #4 Michigan State, 68-58

#10 Penn State def. #2 Northwestern, 67-65 (OT)

#3 Indiana def. #6 Maryland (70-60)

Semifinals (3/11)

#1 Purdue def. #13 Ohio State, 80-66

#10 Penn State def. #3 Indiana, 77-73

Final (3/12)

#1 Purdue def. #10 Penn State, 67-65

2024 - Minneapolis, Minn.

First Round (3/13)

#12 Maryland 65, #13 Rutgers 51

#11 Penn State 66, #14 Michigan 57

Second Round (3/14)

#8 Michigan State 77, #9 Minnesota 67

#5 Wisconsin 87, #12 Maryland 56

#10 Ohio State 90, #7 Iowa 78

#6 Indiana 61, #11 Penn State 59

Quarterfinals (3/15)

#1 Purdue 67, #8 Michigan State 62

#5 Wisconsin 70, #4 Northwestern 61

#2 Illinois 77, #10 Ohio State 74

#3 Nebraska 93, #6 Indiana 66

Semifinals (3/16)

#5 Wisconsin 76, #1 Purdue 75

#2 Illinois 98, #3 Nebraska 87

Final (3/17)

#2 Illinois 93, #5 Wisconsin 87

** Due to NCAA sanctions, Michigan has vacated the records from the 1992 Final Four, the 1992-93, '95-96, '96-97, '97-98 and '98-99 seasons.*

@ Due to NCAA sanctions, Ohio State has vacated the records of 34 games in 1998-99, 16 games in '99-00 and the entire '00-01 and '01-02 seasons.

BIG TEN TOURNAMENT HONORS AND ATTENDANCE

MOST OUTSTANDING PLAYERS & ALL-TOURNAMENT SELECTIONS

MOST OUTSTANDING PLAYERS

1998 Robert Traylor, MICH*
1999 Mateen Cleaves, MSU
2000 Morris Peterson, MSU
2001 Reggie Evans, IOWA
2002 Boban Savovic, OSU@
2003 Brian Cook, ILL
2004 Devin Harris, WIS
2005 James Augustine, ILL
2006 Jeff Horner, IOWA
2007 Greg Oden, OSU
2008 Marcus Landry, WIS
2009 Robbie Hummel, PUR
2010 Evan Turner, OSU
2011 Jared Sullinger, OSU
2012 Draymond Green, MSU
2013 Aaron Craft, OSU
2014 Branden Dawson, MSU
2015 Frank Kaminsky, WIS
2016 Denzel Valentine, MSU
2017 Derrick Walton Jr., MICH
2018 Moritz Wagner, MICH
2019 Cassius Winston, MSU
2021 Ayo Dosunmu, ILL
2022 Keegan Murray, IOWA
2023 Zach Edey, PUR
2024 Terrence Shannon Jr., ILL

Illinois (15)

Cory Bradford, G, 1999
Brian Cook, F, 2000-03
Roger Powell, F, 2003
Dee Brown, G, 2004
Deron Williams, G, 2004
Luther Head, G, 2005
James Augustine, C, 2005
Demetri McCamey, G, 2008
Shaun Pruitt, C, 2008
Mike Davis, F, 2009
Demetri McCamey, G, 2010
Kofi Cockburn, C, 2021
Ayo Dosunmu, G, 2021
Terrence Shannon Jr., G, 2024

Indiana (7)

Tom Coverdale, G, 2001-03
Kirk Haston, F, 2001
Jared Jeffries, F, 2001
Cody Zeller, F, 2013
Trayce Jackson-Davis, F, 2022-23

Iowa (8)

Reggie Evans, F, 2001-02
Luke Recker, G, 2002
Greg Brunner, F, 2006
Jeff Horner, G, 2006
Luka Garza, C, 2021
Jordan Bohanon, G, 2022
Keegan Murray, F, 2022

Michigan (9)

*Robert Traylor, C, 1998
Jerod Ward, F, 1998
Nik Stauskas, G, 2014
Zak Irvin, G/F, 2016-17
Derrick Walton Jr., G, 2017
Muhammad-Ali Rahkman, G, 2018
Moritz Wagner, F, 2018
Ignas Brazdeikis, G/F, 2019
Zavier Simpson, G, 2019

Michigan State (16)

Mateen Cleaves, G, 1999-00
Antonio Smith, F, 1999
Morris Peterson, F, 2000
Maurice Ager, F, 2006
Drew Neitzel, G, 2008
Kalin Lucas, G, 2011
Draymond Green, F, 2012
Brandon Wood, G, 2012
Branden Dawson, G/F, 2014-15
Gary Harris, G, 2014
Adreian Payne, F, 2014
Travis Trice, G, 2015
Denzel Valentine, G, 2016
Cassius Winston, G, 2019

Minnesota (5)

Quincy Lewis, G/F, 1998
Vincent Grier, G, 2005
Devoe Joseph, G, 2010
Andre Hollins, G, 2012
Jordan Murphy, F, 2019

Nebraska (3)

Shavon Shields, F, 2016
James Palmer Jr., G, 2019
Keisei Tominaga, G, 2024

Northwestern (3)

Evan Eschmeyer, C, 1999
Jitum Young, G, 2004
Michael Thompson, G, 2011

Ohio State (25)

Michael Redd, G, 1999
Brian Brown, G, 2002
Brent Darby, G, 2002-03
@Boban Savovic, G, 2002
Sean Connolly, G, 2003
Jamar Butler, G, 2006
J. J. Sullinger, G, 2006
Mike Conley Jr., G, 2007
Greg Oden, C, 2007
Evan Turner, G/F, 2009-10
William Buford, G, 2010-11
David Lighty, G/F, 2010
Jon Diebler, G, 2011
Jared Sullinger, C, 2011-12
Deshaun Thomas, F, 2012-13
Aaron Craft, G, 2013
LaQuinton Ross, F, 2014
EJ Liddell, F, 2021
Duane Washington Jr., G, 2021
Bruce Thornton, G, 2023

Penn State (8)

Joe Crispin, G, 2000-01
Jarrett Stephens, F, 2000
Talor Battle, G, 2011
D.J. Newbill, G, 2015
Tony Carr, G, 2018
Seth Lundy, F, 2023
Jalen Pickett, G, 2023

Purdue (13)

Brad Miller, C, 1998
Mike Robinson, F, 1998
Carl Landry, F, 2007
Robbie Hummel, F, 2009
Juan Johnson, F/C, 2009
E'Twaun Moore, G, 2009
Vince Edwards, F, 2016
A.J. Hammons, C, 2016
Carsen Edwards, G, 2018
Jaden Ivey, G, 2022
Trevion Williams, F, 2022
Zach Edey, C, 2023-24

Rutgers (1)

Corey Sanders, G, 2018

Wisconsin (17)

Devin Harris, G, 2004
Mike Wilkinson, F, 2004
Zach Morley, F, 2005
Alando Tucker, F, 2005-07
Kammron Taylor, G, 2007
Michael Flowers, G, 2008
Marcus Landry, F, 2008
Ryan Evans, G/F, 2013
Traevon Jackson, G, 2013
Nigel Hayes, F, 2015-17
Frank Kaminsky, F, 2015
Ethan Happ, F, 2017
Bronson Koenig, G, 2017
Chucky Hepburn, G, 2024
A.J. Storr, G, 2024

^ No awards named in 2020, as the 2020 Big Ten Tournament was cancelled on March 12 due to COVID-19 pandemic

* Due to NCAA sanctions, Michigan has vacated the records from the 1992 Final Four, the 1992-93, '95-96, '96-97, '97-98 and '98-99 seasons.

@ Due to NCAA sanctions, Ohio State has vacated the records of 34 games in 1998-99, 16 games in '99-00 and the entire '00-01 and '01-02 seasons.

YEAR-BY-YEAR ATTENDANCE

Year	Location	Opening Round Session	1st/2nd Round Early Session	1st/2nd Round Late Session	Quarterfinal Early Session	Quarterfinal Late Session	Semifinal Single Session	Champ. Game Session	Total	Avg./Session
1998	Chicago			20,400	20,584	21,557	21,524	20,767	104,832	20,966
1999	Chicago			18,603	19,129	20,168	20,591	19,521	98,012	19,602
2000	Chicago			17,852	21,141	19,627	22,011!	19,663	100,294	20,059
2001	Chicago			20,003	22,437!	21,739!	23,509!	22,081!	109,769	21,954*
2002	Indianapolis			18,418!	18,996!	18,996!	18,996!	18,996!	94,402	18,880
2003	Chicago			16,299	17,843	18,895	20,248	17,007	90,292	18,058
2004	Indianapolis			15,110	16,204	15,178	15,903	14,617	77,012	15,402
2005	Chicago			19,466	22,413!	21,517	23,697#!	22,157!	109,250	21,850
2006	Indianapolis			16,982	18,730!	18,730	18,730!	17,591	90,763	18,153
2007	Chicago			16,219	18,103	22,081!	20,471	17,538	94,412	18,882
2008	Indianapolis			13,852	15,365	18,691!	17,525	14,579	80,012	16,002
2009	Indianapolis			12,174	13,023	14,647	15,728	12,526	68,098	13,620
2010	Indianapolis			14,833	16,207	17,563	18,376!	14,598	81,577	16,315
2011	Indianapolis			16,264	17,975	18,381!	18,377!	15,770	86,767	17,353
2012	Indianapolis		17,936	17,257	18,484!	18,484!	18,451!	17,125	107,737	17,956
2013	Chicago		19,470!	19,667!	21,793!	21,229!	21,824!	20,560!	124,543*	20,757
2014	Indianapolis		18,596!	18,596!	18,596!	18,596!	18,626!	18,582!	111,592	18,599
2015	Chicago	16,098	16,028	16,549	17,290	17,230	18,088	17,213	118,496	16,928
2016	Indianapolis	16,528	15,707	15,751	18,355	15,942	18,339	16,429	117,051	16,722
2017	Wash., D.C.	13,523	12,189	12,408	12,334	15,624	13,984	12,902	92,964	13,281
2018	New York City	14,681	13,815	13,996	14,260	14,542	19,812!	15,063	106,169	15,167
2019	Chicago	16,473	16,207	16,535	17,369	18,575	18,468	18,615	122,242	17,463
2020 [^]	Indianapolis	15,219	---	---	---	---	---	---	15,219	15,219
2021 [%]	Indianapolis	5,909	6,206	6,769	7,634	7,735	8,000!	8,000!	50,253	7,179
2022	Indianapolis	14,138	14,856	14,343	15,848	16,415	17,762	17,732	111,094	15,871
2023	Chicago	15,405	15,537	16,104	16,738	18,892	18,059	16,183	116,918	16,702
2024	Minneapolis	12,379	12,498	12,338	12,609	12,625	14,138	13,391	89,978	12,854
									2,569,748	16,906

* Total and average attendance record; # Single session attendance record; ! Sellout;

Tournament format from 1998-2011: Session 1 - Round 1; Session 2 and 3 - Quarterfinals; Session 4 - Semifinals; Session 5 - Finals

Tournament format from 2012-14: Sessions 1 and 2 - Round 1; Sessions 3 and 4 - Quarterfinals; Session 5 - Semifinals; Session 6 - Finals

Tournament format since 2015: Session 1 - Round 1; Sessions 2 and 3 - Round 2; Sessions 3 and 4 - Quarterfinals; Sessions 5 and 6 - Semifinals; Session 7 - Finals

[^] 2020 Big Ten Tournament cancelled on March 12 due to COVID-19 pandemic

[%] 2021 Big Ten Tournament, held at Lucas Oil Stadium in Indianapolis, was restricted to a maximum capacity of 8,000 fans per session due to the COVID-19 pandemic

BIG TEN TOURNAMENT HISTORY

ALL-TIME RECORD BY SEED

Seed	No. 1	No. 2	No. 3	No. 4	No. 5	No. 6	No. 7	No. 8	No. 9	No. 10	No. 11	No. 12	No. 13	No. 14
1998	0-1	1-1	2-1	0-0*	0-1	1-1	0-1	0-0#	0-1	1-1	0-1			
1999	3-0	0-0@	0-1	1-1	0-1	0-0#	0-1	1-1	0-1	0-0*	3-1			
2000	0-1	3-0	0-1	2-1	0-1	2-1	1-1	0-1	2-1	0-1	0-1			
2001	1-1	0-1	0-0@	2-1	0-1	4-0	2-1	1-1	0-1	0-1	0-1			
2002	0-1	0-0@	1-1	1-1	0-1	1-1	0-1	0-1	3-1	1-1	0-1			
2003	0-1	3-0	0-1	0-1	1-1	2-1	0-1	3-1	0-1	1-1	0-1			
2004	2-1	3-0	1-1	0-1	1-1	1-1	0-1	1-1	0-1	1-1	0-1			
2005	3-0	0-1	2-1	0-1	1-1	1-1	2-1	1-1	0-1	0-1	0-1			
2006	2-1	3-0	0-1	0-1	1-1	2-1	0-1	1-1	0-1	1-1	0-1			
2007	3-0	2-1	0-1	0-1	1-1	2-1	1-1	1-1	0-1	0-1	0-1			
2008	3-0	0-1	0-1	1-1	0-1	2-1	0-1	0-1	1-1	3-1	0-1			
2009	1-1	1-1	3-0	0-1	2-1	1-1	1-1	1-1	0-1	0-1	0-1			
2010	3-0	1-1	0-1	0-1	1-1	3-1	1-1	1-1	0-1	0-1	0-1			
2011	3-0	0-1	0-1	1-1	0-1	3-1	2-1	1-1	0-1	0-1	0-1			
2012	3-0	1-1	2-1	1-1	1-1	1-1	0-1	1-1	0-1	1-1	0-1	0-1		
2013	1-1	3-0	1-1	2-1	1-1	1-1	0-1	1-1	0-1	1-1	0-1	0-1		
2014	2-1	1-1	3-0	0-1	1-1	0-1	1-1	0-1	1-1	0-1	1-1	0-1		
2015	3-0	1-1	2-1	1-1	0-1	1-1	1-1	0-1	1-1	0-1	1-1	0-1	2-1	0-1
2016	0-1	3-0	1-1	2-1	0-1	0-1	1-1	1-1	0-1	0-1	2-1	2-1	0-1	0-1
2017	0-1	2-1	0-1	1-1	1-1	2-1	0-1	4-0	0-1	1-1	0-1	0-1	1-1	1-1
2018	1-1	0-1	2-1	0-1	4-0	0-1	2-1	0-1	1-1	0-1	0-1	1-1	0-1	2-1
2019	3-0	0-1	2-1	1-1	0-1	1-1	2-1	1-1	0-1	0-1	1-1	0-1	2-1	0-1
2020 [^]											1-0	1-0	0-1	0-1
2021	1-1	3-0	1-1	0-1	3-1	1-1	1-1	1-1	0-1	0-1	1-1	0-1	1-1	0-1
2022	0-1	0-1	2-1	0-1	4-0	0-1	2-1	0-1	2-1	0-1	2-1	1-1	0-1	0-1
2023	3-0	0-1	1-1	0-1	0-1	1-1	0-1	0-1	1-1	3-1	0-1	0-1	3-1	1-1
2024	1-1	3-0	1-1	0-1	3-1	1-1	0-1	1-1	0-1	1-1	1-1	1-1	0-1	0-1

[^] 2020 Big Ten Tournament cancelled on March 12 due to COVID-19 pandemic
1998, '99 Minnesota appearances voided; record adjusted by NCAA Committee on Infractions.

BIG TEN TOURNAMENT HISTORY

ALL-TIME TEAM RECORDS

Team	W	L	Pct.	1st	2nd
Ohio State@	34	19	.642	4	5
Michigan State	35	20	.636	6	1
Illinois	34	22	.607	4	4
Wisconsin	29	23	.558	3	5
Michigan*	24	22	.522	2	2
Iowa	22	23	.489	3	1
Purdue	20	24	.455	2	4
Penn State	21	26	.447	0	2
Minnesota#	19	24	.442	0	1
Indiana	17	26	.395	0	1
Rutgers	5	9	.357	0	0
Maryland	5	9	.357	0	0
Nebraska	6	13	.316	0	0
Northwestern	10	27	.270	0	0

^ 2020 Big Ten Tournament cancelled on March 12 due to COVID-19 pandemic

1998, '99 Minnesota appearances voided; record adjusted by NCAA Committee on Infractions.

* Due to NCAA sanctions, Michigan has vacated the records from the 1992 Final Four, the 1992-93, '95-96, '96-97, '97-98 and '98-99 seasons.

@ Due to NCAA sanctions, Ohio State has vacated the records of 34 games in 1998-99, 16 games in '99-00 and the entire '00-01 and '01-02 seasons.

ALL-TIME COACHES' RECORDS

Coach, School	W	L	Pct.
Thad Matta, OSU	23	9	.719
Bill Self, ILL	5	2	.714
Steve Alford, IOWA	13	6	.684
John Beilein, MICH	20	10	.667
Lon Kruger, ILL	6	3	.667
Tom Izzo, MSU	35	20	.636
Brad Underwood, ILL	7	4	.636
Bo Ryan, WIS	17	11	.607
Bruce Weber, ILL	12	8	.600
Micah Shrewsberry, PSU	3	2	.600
Chris Holtmann, OSU	7	5	.583
Mike Woodson, IND	4	3	.571
Dick Bennett, WIS	4	3	.571
Mike Davis, IND	7	6	.539
Tubby Smith, MINN	7	6	.538
Matt Painter, PUR	17	16	.515
Greg Gard, WIS	8	8	.500
Kevin Willard, MD	2	2	.500
Jake Diebler, OSU	1	1	.500
Mike Rhoades, PSU	1	1	.500
Richard Pitino, MINN	7	7	.500

Coach, School	W	L	Pct.
Jim Ferry, PSU	1	1	.500
John Groce, ILL	4	5	.444
Fran McCaffery, IOWA	9	12	.429
Jim O'Brien, OSU@	3	4	.429
Steve Pikiell, RU	5	7	.417
Tim Miles, NEB	5	7	.417
Jerry Dunn, PSU	4	6	.400
Ed DeChellis, PSU	5	8	.385
Patrick Chambers, PSU	5	8	.385
Dan Monson, MINN	4	7	.364
Tommy Amaker, MICH	3	6	.333
Tom Crean, IND	4	9	.308
Mark Turgeon, MD	3	7	.300
Chris Collins, NU	4	11	.267
Bill Carmody, NU	5	13	.278
Gene Keady, PUR	3	8	.273
Ben Johnson, MINN	1	3	.250
Archie Miller, IND	1	3	.250
Bob Knight, IND	1	3	.250
Kevin O'Neil, NU	1	3	.250
Juwan Howard, MICH	1	4	.200

Coach, School	W	L	Pct.
Fred Hoiberg, NEB	1	5	.167
Dan Dakich, IND	0	1	.000
Jim Molinari, MINN	0	1	.000
Doc Sadler, NEB	0	1	.000
Kelvin Sampson, IND	0	1	.000
Brad Soderberg, WIS	0	1	.000
Tom Davis, IOWA	0	2	.000
Brian Ellerbe, MICH*	0	2	.000
Eddie Jordan, RU	0	2	.000
Todd Lickliter, IOWA	0	3	.000

* Due to NCAA sanctions, Michigan has vacated the records from the 1992 Final Four, the 1992-93, '95-96, '96-97, '97-98 & '98-99 seasons.

@ Due to NCAA sanctions, Ohio State has vacated the records of 34 games in 1998-99, 16 games in '99-00 and the entire '00-01 & '01-02 seasons.

Current coaches in bold

BIG TEN TOURNAMENT RECORDS

INDIVIDUAL & SINGLE-TOURNAMENT RECORDS

SCORING

SINGLE GAME

1.	40	Terrence Shannon Jr., ILL vs. NEB	3/16/224
	35	Michael Thompson, NU vs. MINN	3/10/11
3.	34	James Palmer Jr., NEB vs. RUT	3/13/19
		Terrence Shannon Jr., ILL vs. WIS	3/17/24
5.	33	Brian Cardinal, PUR vs. MICH	3/4/99
		Shep Garner, PSU vs. PUR	3/3/18
7.	32	Keegan Murray, IOWA vs. IND	3/12/22
		Duane Washington Jr., OSU vs. ILL	3/14/21
		Michael Redd, OSU vs. ILL	3/6/99
		Zach Edey, PUR vs. OSU	3/11/23

SINGLE TOURNAMENT

1.	103	Keegan Murray, IOWA	2022
2.	102	Terrence Shannon Jr., ILL	2024
3.	92	Duane Washington Jr, OSU	2021
4.	91	Luke Recker, IOWA	2002
5.	90	A.J. Storr, WIS	2024
6.	84	Brent Darby, OSU	2003
7.	82	Derrick Walton Jr., MICH	2017
8.	80	Evan Turner, OSU	2010
9.	78	Zach Edey, PUR	2023
10.	76	Trayce Jackson-Davis, IND	2022

FIELD GOALS

SINGLE GAME

1.	15	Trayce Jackson-Davis, IND	3/12/22
2.	13	Vincent Grier, MINN vs. IOWA	3/10/06
3.	12	Trevion Williams, PUR vs. OSU	3/12/21
		Duane Washington Jr., OSU vs. ILL	3/12/21
		DeShawn Sims, MICH vs. IOWA	3/12/09
		Evan Turner, OSU vs. MINN	3/14/10
		Jared Sullinger, OSU vs. PUR	3/9/12
		Corey Sanders, RUT vs. IND	3/1/18
		Giorgi Bezhnashvili, ILL vs. NU	3/13/19
*		Robert Traylor, MICH vs. PUR	3/8/98
		Zach Edey, PUR vs. PSU	3/12/23
		Zach Edey, PUR vs. OSU	3/11/23

SINGLE TOURNAMENT

1.	38	Keegan Murray, IOWA	2022
2.	34	Trayce Jackson-Davis, IND	2022
		Duane Washington Jr., OSU	2021
4.	32	Corey Sanders, RUT	2018
5.	30	Luke Recker, IOWA	2002
		Zach Edey, PUR	2023
7.	28	Evan Turner, OSU	2010
		Jared Sullinger, OSU	2012
8.	27	Terrence Shannon Jr., ILL	2024
10.	26	D.J. Wilson, MICH	2017
*		Robert Traylor, MICH	1998

FIELD GOAL ATTEMPTS

SINGLE GAME

1.	25	Vincent Grier, MINN vs. ILL	3/12/05
		Lamar Stevens, PSU vs. MINN	3/14/19
		Zach Edey, PUR vs. OSU	3/11/23
4.	24	Marcus Carr, MINN vs. OSU	3/11/21
		Vincent Grier, MINN vs. IOWA	3/10/06
		Tim Frazier, PSU vs. IND	3/8/12
7.	23	Andrae Patterson, IND vs. PUR	3/6/98
		Brent Darby, OSU vs. ILL	3/16/03
		Draymond Green, MSU vs. IOWA	3/10/11
		Nate Mason, MINN vs. MICH	3/11/17
		AJ Storr, WIS vs. PUR	3/16/24

SINGLE TOURNAMENT

1.	68	Keegan Murray, IOWA	2022
2.	67	Duane Washington Jr.	2021
3.	66	Talor Battle, PSU	2011
4.	60	Corey Sanders, RUT	2018
5.	58	Cory Bradford, ILL	1999
		Brent Darby, OSU	2003
7.	57	E.J. Liddell, OSU	2021
		Terrence Shannon Jr., ILL	2024
9.	54	Derrick Walton Jr., MICH	2017
		Bruce Thornton, OSU	2023

FIELD GOAL PCT

SINGLE GAME (Min. 10 attempts)

1.	.917	Dusty Rychart (11-12), MINN vs. PSU	3/7/02
2.	.900	Luke Recker (9-10), IOWA vs. PUR	3/7/02
3.	.818	Jarrett Stephens (9-11), PSU vs. ILL	3/11/00
		Maynard Lewis (9-11), PUR vs. MINN	3/8/01
		Meyers Leonard (9-11), ILL vs. IOWA	3/8/12
		Cody Zeller (9-11), IND vs. ILL	3/15/13
7.	.800	Jarrod Gee (8-10), ILL vs. WIS	3/6/98
		Brad Miller (8-10), PUR vs. ILL	3/7/98
		Mike Tisdale (8-10), ILL vs. WIS	3/12/10
		Rodney Williams (8-10), MINN vs. MICH	3/9/12

SINGLE TOURNAMENT (Min. 5 made per game and 2 games played)

1.	.857	Reggie Lynch (12-14), MINN	2017
2.	.818	Giorgi Bezhnashvili (18-22), ILL	2019
3.	.765	Jarrod Gee (13-17), ILL	1998
4.	.750	Branden Dawsen (21-29), MSU	2014
5.	.737	James Augustine (14-19), ILL	2005
6.	.733	DeAndre Mathieu (11-15), MINN	2015
7.	.714	Juwan Morgan (10-14), IND	2017
	.714	Isaac Haas (20-28), PUR	2018
9.	.706	Mike Tisdale (12-17), ILL	2010
10.	.704	Dusty Rychart (19-27), MINN	2002
		Trayce Jackson-Davis (19-27), IND	2023

THREE-POINT FIELD GOALS

SINGLE GAME

1.	8	Keegan Murray, IOWA	3/12/22
		Devonte Green, IND vs. OSU	3/14/19
2.	7	Mike Walker, PSU vs. ILL	3/8/07
		Rob Wilson, WIS vs. IND	3/9/12
		Matt McQuaid, MSU vs. MICH	3/17/19
		Boo Buie, NU vs. WIS	3/15/24
5.	6	17 times, last:	
		Zach Hicks, PSU vs. MICH	3/13/24

SINGLE TOURNAMENT

1.	17	Cory Bradford, ILL	1999
2.	16	Duane Washington Jr., OSU	2021
3.	14	Keegan Murray, IOWA	2022
		Luke Recker, IOWA	2002
		Sean Connolly, OSU	2003
		Talor Battle, PSU	2011
6.	13	Shep Garner, PSU	2018
7.	12	Demetri McCamey, ILL	2008
		Derrick Walton Jr., MICH	2017
		Carsen Edwards, PUR	2018
10.	11	Jon Diebler, OSU	2010
		Tony Carr, PSU	2018
		Muhammad-Ali Rahkman	2018
		Andrew Funk, PSU	2023

BIG TEN TOURNAMENT RECORDS

THREE-POINT FG ATTEMPTS

SINGLE GAME

1.	14	Joe Crispin, PSU vs. NU	3/4/99
		Scoonie Penn, OSU vs. PSU	3/10/00
		Craig Moore, NU vs. MINN	3/12/09
		Glynn Watson Jr., NEB vs. WIS	3/15/19
5.	13	Jordan Bohannon, IOWA vs. ILL	3/13/21
		Sharif Chambliss, PSU vs. MINN	3/7/02
		Matt McQuaid, MSU vs. MICH	3/17/19
8.	12	Marcus Carr, MINN vs. OSU	3/11/21
		A.J. Guyton, IND vs. ILL	3/5/99
		Tom Coverdale, IND vs. MICH	3/14/03
		Devin Harris, WIS vs. MSU	3/13/04
		Drew Neitzel, MSU vs. OSU	3/14/08
		Michael Thompson, NU vs. MINN	3/10/11

SINGLE TOURNAMENT

1.	38	Talor Battle, PSU	2011
2.	36	Duane Washington Jr., OSU	2021
3.	32	Derrick Walton Jr., MICH	2017
4.	30	Jordan Bohannon, IOWA	2022
5.	29	Cory Bradford, ILL	1999
6.	28	Andrew Funk, PSU	2023
7.	26	Keegan Murray, IOWA	2022
		Jeff Horner, IOWA	2005
		Carsen Edwards, PUR	2018
		AJ Storr, WIS	2024

THREE-POINT FG PCT

SINGLE GAME (Min. 5 attempts)

1.	1.000	Demetri McCamey (6-6), ILL vs. PUR	3/14/08
		Muhammad-Ali Abdur-Rahkman (5-5), MICH vs. NEB	3/2/18
3.	.857	Cory Bradford (6-7), ILL vs. MINN	3/4/99
4.	.833	Aheem Ford (5-6), WIS vs. PSU	3/11/21
		Roddy Gayle (5-6), OSU vs. PUR	3/11/23
5.	.800	Kyle Young (4-5), OSU vs. PUR	3/12/21
		Devonte Green (8-10), IND vs. OSU	3/14/19
		Sean Harrington (4-5), ILL vs. OSU	3/16/03
		James Blackmon Jr. (4-5), IND vs. IOWA	3/9/17
*		Louis Bullock (4-5), MICH vs. IOWA	3/6/98
10.	.750	Dion Harris (6-8), MICH vs. IOWA	3/12/04
		Shep Garner (6-8), PSU vs. PUR	3/3/18

SINGLE TOURNAMENT (Min. 8 attempts)

1.	.800	Devonte Green (8-10), IND	2019
2.	.750	Aheem Ford (6-8), WIS	2021
		Andre Wesson (6-8), OSU	2019
4.	.700	Warren Carter (7-10), ILL	2007
		Austin Thornton (7-10), MSU	2012
6.	.667	Robbie Reid (10-15), MICH	1998
		Ben Johnson (6-9), NU	2001
		LaVell Blanchard (6-9), MICH	2002
		LaQuinton Ross (6-9), OSU	2013
		Joey King (8-12), MINN	2015
		Eric Hunter Jr. (6-9), PUR	2022
		Myles Dread (6-9), PSU	2022
		David Jenkins Jr. (8-12), PUR	2023

FREE THROWS MADE

SINGLE GAME

1.	16	Jared Sullinger, OSU vs. NU	3/11/11
2.	15	Terrence Shannon Jr., ILL vs. WIS	3/17/24
3.	14	James Palmer Jr., NEB vs. WIS	3/15/19
		Zach Edey, PUR vs. WIS	3/16/24
5.	13	Marc Loving, OSU vs. PSU	3/10/16
6.	12	Brian Cardinal, PUR vs. MICH	3/4/99
		Reggie Evans, IOWA vs. PSU	3/10/01
		Gyasi Cline-Heard, PSU vs. IOWA	3/10/01
		Brian Brown, OSU vs. ILL	3/9/02
		E'Twaun Moore, PUR vs. NU	3/12/10
		Nigel Hayes, WIS vs. MSU	3/15/15

SINGLE TOURNAMENT

1.	38	Keegan Murray, IOWS	2022
		Terrence Shannon Jr., ILL	2024
3.	34	Trayce Jackson-David, IND	2022
4.	29	Brent Darby, OSU	2003
5.	25	Jared Sullinger, OSU	2011
6.	24	Brian Cook, ILL	2003
7.	23	Dean Oliver, IOWA	2001
8.	22	Reggie Evans, IOWA	2001
		Gyasi Cline-Heard, PSU	2001
		Derrick Walton Jr., MICH	2017
		Jalen Pickett, PSU	2023

FREE THROW ATTEMPTS

SINGLE GAME

1.	22	James Palmer Jr., NEB vs. RUT	3/13/19
2.	19	Zach Edey, PUR vs. WIS	3/16/24
2.	18	Jared Sullinger, OSU vs. NU	3/11/11
3.	17	Reggie Evans, IOWA vs. PSU	3/10/01
		Cyrus Tate, IOWA vs. MICH	3/13/08
		D. J. White, IND vs. MINN	3/14/08
		E'Twaun Moore, PUR vs. NU	3/12/10
		Terrence Shannon Jr., ILL vs. WIS	3/17/24
8.	15	Evan Eschmeyer, NU vs. MINN	3/5/98
		Kerwin Fleming, MINN vs. PUR	3/8/01
		Jitim Young, NU vs. MSU	3/12/04
		Cody Zeller, IND vs. PSU	3/8/12
		Marc Loving, OSU vs. PSU	3/10/16

SINGLE TOURNAMENT

1.	68	Keegan Murray, IOWA	2022
2.	51	Trayce Jackson-Davis, IND	2022
3.	44	Terrence Shannon Jr., ILL	2024
4.	38	Jared Sullinger, OSU	2011
5.	35	Jalen Pickett, PSU	2022
		Dean Oliver, IOWA	2001
7.	33	Brent Darby, OSU	2003
8.	32	Reggie Evans, IOWA	2001
		James Palmer Jr., NEB	2019
10.	31	Kofi Cockburn, ILL	2021
		Reggie Evans, IOWA	2002

FREE THROW PCT

SINGLE GAME (Min. 10 attempts)

1.	1.000	Nigel Hayes (12-12), WIS vs. MSU	3/15/15
		Kyle Galloway (11-11), IOWA vs. MINN	3/9/00
		Christian Watford (10-10), IND vs. PSU	3/8/12
		Derrick Walton Jr. (10-10), MICH vs. MINN	3/11/17
		Aljami Durham (10-10), IND vs. RUT	3/1/18
4.	.923	Brian Brown (12-13), OSU vs. ILL	3/9/02
5.	.917	Brian Cook (11-12), ILL vs. IND	3/15/03
		Brandon Paul (11-12), ILL vs. IND	3/15/13
7.	.909	Eric Ayala (10-11), MD vs. MSU	3/11/21
		Evan Turner (10-11), OSU vs. MSU	3/14/09
		Kalin Lucas (10-11), MSU vs. PUR	3/11/11
10.	.900	A.J. Guyton (9-10), IND vs. OSU	3/5/98
		Glen Worley (9-10), IOWA vs. OSU	3/9/01
		LaVell Blanchard (9-10), MICH vs. OSU	3/8/02
		Velimir Radinovic (9-10), OSU vs. IND	3/11/04
		Joe Krabbenhoft (9-10), WIS vs. MSU	3/15/08
		Manny Harris (9-10), MICH vs. IOWA	3/11/10
*		Louis Bullock (9-10), MICH vs. OSU	3/5/99
		Jalen Pickett (9-10), PSU vs. IND	3/11/23

BIG TEN TOURNAMENT RECORDS

SINGLE TOURNAMENT (Min. 10 attempts)

1.	1.000	Nigel Hayes (16-16), WIS	2015
		Christian Watford (15-15), IND	2012
		Cassius Winston (14-14), MSU	2019
		Dion Harris (12-12), MICH	2007
		Devoe Joseph (12-12), MINN	2010
		Michael Thompson (12-12), NU	2011
		Matt McQuaid (12-12), MSU	2019
		Kyle Galloway (11-11), IOWA	2000
		Matt Gatens (11-11), IOWA	2012
		Ben Brust (11-11), WIS	2014
		Drew Neitzel (10-10), MSU	2008
		Adreian Payne (10-10), MSU	2013
		Carlos Morris (10-10), MINN	2015
		Jordan Bonhannon (10-10), IOWA	2018
		Aljami Durham (10-10), IND	2018
		Andrew Funk (10-10), PSU	2023
		Jamison Battle (13-13), OSU	2024
		Puff Johnson (12-12), PSU	2024

REBOUNDS

SINGLE GAME

1.	19	Greg Oden, OSU vs. PUR	3/10/07
2.	18	Reggie Evans, IOWA vs. PSU	3/10/01
		Reggie Evans, IOWA vs. PUR	3/7/02
		Mike Davis, ILL vs. OSU	3/13/10
		Jared Sullinger, OSU vs. NU	3/11/11
6.	17	Trayce Jackson-Davis, IND vs. NEB	3/11/20
7.	16	Dusty Rychart, MINN vs. IOWA	3/9/00
		Draymond Green, MSU vs. WIS	3/10/12
*		Robert Traylor, MICH vs. IOWA	3/6/98
10.	15	Kris Humphries, MINN vs. PUR	3/11/04
		Zach Puchtel, MINN vs. MICH	3/9/06
		James Augustine, ILL vs. MSU	3/10/06
		LaQuinton Ross, OSU vs. PUR	3/13/14

SINGLE TOURNAMENT

1.	51	Reggie Evans, IOWA	2001
2.	44	Reggie Evans, IOWA	2002
3.	42	Jared Sullinger, OSU	2011
4.*	38	Robert Traylor, MICH	1998
		Zach Edey, PUR	2023
6.	37	Greg Oden, OSU	2007
7.	36	Keegan Murray, IOWA	2022
		Shaun Pruitt, ILL	2008
9.	35	Draymond Green, MSU	2012
10.	34	Draymond Green, MSU	2011
		LaQuinton Ross, OSU	2014

ASSISTS

SINGLE GAME

1.	15	Mike Smith, MICH vs. MD	3/12/21
2.	12	Derrick Walton Jr., MICH vs. IND	3/11/16
		Ta'Lon Cooper, MINN vs. NEB	3/8/23
4.	11	Mateen Cleaves, MSU vs. WIS	3/6/99
		Joe Crispin, PSU vs. ILL	3/11/00
		Frank Williams, ILL vs. PUR	3/9/01
		Frank Williams, ILL vs. MINN	3/8/02
		Ryan Tapak, IND vs. OSU	3/11/04
		Zavier Simpson, MICH vs. IOWA	3/15/19
		Cassius Winston, MSU vs. MICH	3/17/19

SINGLE TOURNAMENT

1.	30	Zavier Simpson, MICH	2019
2.	29	Mateen Cleaves, MSU	1999
3.	27	Joe Crispin, PSU	2000
		Denzel Valentine, MSU	2016
5.	25	Derrick Walton Jr., MICH	2017
6.	23	C.J. Walker, OSU	2021
7.	22	Brent Darby, OSU	2003
		Derrick Walton Jr., MICH	2016
		Cassius Winston, MSU	2019
		Zavier Johnson, IND	2022

STEALS

SINGLE GAME

1.	8	Jitim Young, NU vs. PSU	3/11/04
2.	6	Sergio McClain, ILL vs. PSU	3/11/00
		Vedran Vukusic, NU vs. PSU	3/11/04
		Geno Thorpe, PSU vs. IOWA	3/12/15
5.	5	Kevin Nathaniel, MINN vs. ILL	3/4/99
		Dane Fife, IND vs. MSU	3/8/02
		Luke Recker, IOWA vs. WIS	3/8/02
		Brent Darby, OSU vs. IOWA	3/13/03
		Michael Jenkins, NU vs. MICH	3/10/05
		Jeff Horner, IOWA vs. MINN	3/10/06
		Kalin Lucas, MSU vs. MINN	3/12/10
		Trevon Hughes, WIS vs. ILL	3/12/10
		Brandon Paul, ILL vs. MICH	3/11/11
		Drew Crawford, NU vs. MINN	3/8/12
		Tim Frazier, PSU vs. IND	3/8/12
		Isaiah Moss, IOWA vs. IND	3/9/17
		Moritz Wagner, MICH vs. ILL	3/9/17
		Deshawn Freeman, RUT vs. IND	3/1/18
		Anthony Gaines, NU vs. ILL	3/13/19
		Thorir Thorbjarnarson, NEB vs. MD	3/14/19

SINGLE TOURNAMENT

1.	11	Brent Darby, OSU	2003
		Jitim Young, NU	2004
3.	9	Titus Ivory, PSU	2001
		Michael Flowers, WIS	2008
5.	8	Sergio McClain, ILL	1999
		Dee Brown, ILL	2004
		Mike Wilkinson, WIS	2004
		Geno Thorpe, PSU	2015
		Malcolm Hill, ILL	2016
		Benny Parker, NEB	2016
		Joe Toussaint, IOWA	2022

BLOCKED SHOTS

SINGLE GAME

1.	8	Mike Watkins, PSU vs. NEB	3/8/17
		Jeff Newton, IND vs. IOWA	3/9/02
2.	6	Brett Buscher, PUR vs. MINN	3/11/04
3.	5	Calvin Booth, PSU vs. NU	3/4/99
		D.J. White, IND vs. MINN	3/11/05
		Kurt Looby, IOWA vs. PUR	3/9/07
		Othello Hunter, OSU vs. MSU	3/14/08
		Ralph Sampson III, MINN vs. NU	3/12/09
		Melsahn Basabe, IOWA vs. NU	3/14/13
		Nnanna Egwu, ILL vs. IND	3/13/14
		A.J. Hammons, PUR vs. OSU	3/13/14
		Brandon Taylor, PSU vs. NEB	3/11/15
		Gabriel Olaseni, IOWA vs. PSU	3/12/15
		Thomas Bryant, IND vs. IOWA	3/9/17
		Reggie Lynch, MINN vs. MSU	3/10/17
		Isaiah Roby, NEB vs. MICH	3/2/18
		Felix Okpara, OSU vs. MSU	3/10/23

SINGLE TOURNAMENT

1.	12	Greg Oden, OSU	2007
		Isaiah Roby, NEB	2019
3.	10	Mike Watkins, PSU	2017
4.	9	Felix Okpara, OSU	2023
5.	8	George Leach, IND	2003
		Erek Hansen, IOWA	2006
		Dallas Lauderdale, OSU	2009
		Damian Johnson, MINN	2010
9.	7	Mark Vershaw, WIS	2000
		Jeff Newton, IND	2002
		Nick Smith, ILL	2003
		Jeff Hagen, MINN	2005
		Melsahn Basabe, IOWA	2013
		Jared Berggren, WIS	2013
		A.J. Hammons, PUR	2015
		Trayce Jackson-Davis, IND	2022
		Felix Okpara, OSU	2024

BIG TEN TOURNAMENT RECORDS

CAREER RECORDS

POINTS

1.	169	Zach Edey, PUR (9 games)	2020-24
2.	167	Cory Bradford, ILL (11)	1999-2002
3.	161	William Buford, OSU (12)	2009-12
4.	157	Brian Cook, ILL (10)	2000-03
5.	156	Zak Irvin, MICH (12)	2014-17
6.	145	Evan Turner, OSU (7)	2008-10
7.	144	Brent Darby, OSU (12)	2000-03
8.	135	Luke Recker, IND/IOWA (7)	1998-99, 2002
	135	Shep Garner, PSU (9)	2015-18
10.	130	Kalin Lucas, MSU (8)	2008-11

REBOUNDS

1.	95	Reggie Evans, IOWA (8 games)	2001-02
2.	89	Draymond Green, MSU (9)	2009-12
3.	88	Zach Edey, PUR (9)	2020-24
3.	85	James Augustine, ILL (10)	2003-06
4.	69	Jared Sullinger, OSU (6)	2011-12
5.	68	Jordan Murphy, MINN (7)	2016-19
6.	65	Brian Cook, ILL (10)	2000-03
7.	63	Jeff Newton, IND (9)	2000-03
		Shaun Pruitt, ILL (7)	2007-08
9.	62	Nigel Hayes, WIS (9)	2014-17
		Ethan Happ, WIS (8)	2016-19

ASSISTS

1.	58	Denzel Valentine, MSU (11 games)	2013-16
	58	Aaron Craft, OSU (12)	2011-14
3.	55	Mateen Cleaves, MSU (7)	1998-2000
		Derrick Walton Jr., MICH (10)	2014, 2016-17
5.	49	Dee Brown, ILL (10)	2003-06
6.	48	Jeff Horner, IOWA (8)	2003-06
7.	47	Zavier Simpson, MICH (11)	2017-20
8.	44	Joe Crispin, PSU (8)	1998-2001
		Frank Williams, ILL (7)	2000-02
10.	43	Deron Williams, ILL (9)	2003-05

STEALS

1.	21	Sergio McClain, ILL (11 games)	1998-2001
		Dee Brown, ILL (10)	2003-06
3.	18	Aaron Craft, OSU (12)	2011-14
4.	17	Derrick Walton Jr., MICH (10)	2014, 2016-17
5.	16	Titus Ivory, PSU (8)	1998-2001
		Brent Darby, OSU (12)	2000-03
		Travis Walton, MSU (9)	2006-09
8.	15	Shannon Scott, OSU (11)	2012-15
		Tyler Wahl, WIS (10)	2019-24
10.	14	Dean Oliver, IOWA (8)	1998-2001
		Mike Kelley, WIS (8)	1998-2001
		Jitim Young, NU (6)	2001-04

BLOCKED SHOTS

1.	18	A.J. Hammons, PUR (8 games)	2013-16
2.	16	Jeff Newton, IND (9)	2000-03
		Isaiah Roby, NEB (5)	2017-19
		Felix Okpara, OSU (6)	2022-24
4.	15	Erek Hansen, IOWA (7)	2004-06
5.	14	Dallas Lauderdale, OSU (10)	2008-11
6.	13	Ken Johnson, OSU (5)	1998-2001
		Damian Johnson, MINN (10)	2007-10
		Draymond Green, MSU (9)	2009-12
9.	12	Greg Brunner, IOWA (8)	2003-06
		Greg Oden, OSU (3)	2007

BIG TEN TOURNAMENT RECORDS

TEAM RECORDS

POINTS

SINGLE GAME

1.	112	IOWA vs. NW	3/10/22
2.	98	ILL vs. NEB	3/16/24
2.	97	MD vs. NEB	3/11/16
3.	96	IOWA vs. ILL	2/28/18
4.	95	IND vs. IOWA	3/9/17
5.	94	ILL vs. PSU	3/11/00
		IOWA vs. PSU	3/10/01
		OSU vs. ILL	3/9/02
		ILL vs. NU	3/14/03
9.	93	ILL vs. WIS	3/17/24
		NEB vs. IND	3/15/24

SINGLE TOURNAMENT

1.	351	IOWA	2022
2.	322	OSU	2021
3.	320	WIS	2024
4.	304	IOWA	2001
		MICH	2017
6.	288	PSU	2023
7.	278	ILL	1999
		MINN	2010
9.	271	IOWA	2002
10.	268	Illinois	2024

FIELD GOALS

SINGLE GAME

1.	43	IOWA vs. NW	3/10/22
2.	37	OSU vs. PUR	3/9/12
3.	35	PUR vs. ILL	3/11/16
		MD vs. NEB	3/11/16
		IND vs. IOWA	3/9/17
		IND vs. NEB	3/11/20
7.	34	MINN vs. PSU	3/7/02
		OSU vs. MINN	3/14/10
*		MICH vs. PUR	3/8/98
10.	33	ILL vs. PSU	3/11/00

SINGLE TOURNAMENT

1.	123	IOWA	2022
2.	117	WIS	2024
3.	111	OSU	2021
		MICH	2017
5.	99	OSU	2023
6.	98	MINN	2010
7.	95	ILL	1999
		PSU	2023
9.	93	ILL	2021
		OSU	2010
		OSU	2012

FIELD GOAL ATTEMPTS

SINGLE GAME

1.	77	MIN vs. OSU	3/11/21
2.	76	NEB vs. PSU	3/8/17
3.	75	ILL vs. OSU	3/13/10
4.	74	WIS vs. PUR	3/16/24
5.	72	NU vs. ILL	3/13/19
6.	71	MSU vs. OSU	3/14/09
		PSU vs. MINN	3/14/19
8.	70	PUR vs. MICH	3/8/98
		NEB vs. RU	3/9/16
		NEB vs. IND	3/11/20
		IOWA vs. NW	3/10/22

SINGLE TOURNAMENT

1.	250	WIS	2024
2.	245	IOWA	2022
3.	244	OSU	2021
4.	218	MICH	2017
5.	215	PSU	2023
6.	212	ILL	1999
7.	211	MINN	2010

		OSU	2023
9.	201	IOWA	2002
10.	196	OSU	2003

FIELD GOAL PCT

SINGLE GAME

1.	.640	PUR (32-50) vs. MINN	3/8/01
2.	.622	ILL (28-45) vs. MINN	3/8/02
3.	.619	MSU (26-42) vs. NU	3/12/04
4.	.615	WIS (24-39) vs. IOWA	3/5/99
5.	.614	IOWA (43-70) vs. NW	3/10/22
6.	.612	ILL (30-49) vs. PUR	3/14/08
7.	.607	OSU (37-61) vs. PUR	3/9/12
8.	.603	MD (35-58) vs. NEB	3/11/16
		IND (35-58) vs. IOWA	3/9/17
10.	.600	ILL (33-55) vs. PSU	3/11/00
		NU (30-50) vs. RU	3/9/17

SINGLE TOURNAMENT (Min. 2 games)

1.	.582	ILL (57-98)	2002
2.	.578	MSU (52-90)	2004
3.	.523	OSU (57-109)	2002
		MSU (79-151)	2012
5.	.522	OSU (93-178)	2010
*	.517	MICH (92-178)	1998
6.	.509	OSU (83-163)	2002
		MINN (58-114)	2002
		IND (58-114)	2017
		MICH (111-218)	2017
10.	.505	MICH (56-111)	2015

THREE-POINT FIELD GOALS

SINGLE GAME

1.	19	IOWA vs. NW	3/10/22
2.	16	WIS vs. MD	3/14/24
3.	14	ILL vs. MINN	3/9/16
		ILL vs. IOWA	2/28/18
		IOWA vs. IND	3/12/22
6.	13	MINN vs. PUR	3/8/01
		ILL vs. MINN	3/8/02
		PUR vs. NEB	3/8/12
		WIS vs. IND	3/9/12
		WIS vs. MSU	3/15/15
*		MICH vs. MINN	3/7/98
		PUR vs. ILL	3/11/16
		MD vs. NEB	3/11/16
		PSU vs. NU	3/1/18
		PUR vs. RUT	3/2/18

SINGLE TOURNAMENT

1.	48	IOWA	2022
2.	40	WIS	2024
3.	35	OSU	2021
4.	33	MICH	2017
		OSU	2023
6.	30	PSU	2018
		PSU	2023
8.	28	MINN	2010
		OSU	2010
		MICH	2014
		WIS	2015
*		MICH	1998
		ILL	2016
		WIS	2017
		MICH	2019

BIG TEN TOURNAMENT RECORDS

THREE-POINT FIELD GOAL ATTEMPTS

SINGLE GAME

1.	36	NU vs. ILL	3/13/19
2.	35	ILL vs. NEB	3/16/24
3.	33	NEB vs. PSU	3/10/21
4.	32	MINN vs. OSU	3/11/21
		IND vs. NU	3/12/15
		IOWA vs. IND	3/12/22
		NEB vs. IND	3/15/24
		WIS vs. PUR	3/16/24
7.	31	OSU vs. PUR	3/12/21
		MINN vs. PUR	3/8/01
		OSU vs. PSU	3/10/05
		NU vs. PSU	3/9/06
		NU vs. IND	3/11/10
		NU vs. MINN	3/10/11
		NEB vs. MD	3/11/16

SINGLE TOURNAMENT

1.	111	IOWA	2022
2.	99	WIS	2024
3.	96	MICH	2017
4.	90	OSU	2021
5.	87	PSU	2023
6.	85	OSU	2006
7.	81	MICH	2019
8.	76	MICH	2014
9.	75	MICH	2016
	74	OSU	2023

THREE-POINT FIELD GOAL PCT

SINGLE GAME (Min. 9 attempts)

1.	.667	NU (6-9) vs. MSU	3/5/99
		MSU (6-9) vs. WIS	3/10/12
3.	.665	IOWA (19-29) vs. NW	3/10/22
4.	.640	WIS (16-25) vs. MD	3/14/24
5.	.636	PUR (7-11) vs. MINN	3/8/01
6.	.615	MICH (8-13) vs. NU	3/7/02
7.	.600	WIS (9-15) vs. IOWA	3/5/99
		ILL (6-10) vs. PUR	3/14/08
		ILL (6-10) vs. WIS	3/12/10
		IND (12-20) vs. IOWA	3/9/17

SINGLE TOURNAMENT (Min. 2 games)

1.	.548	ILL (23-42)	2002
2.	.520	MSU (13-25)	2004
3.	.515	PUR (17-33)	2001
	.500	IND (21-42)	2017
*	.500	MICH (28-56)	1998
5.	.490	PUR (25-51)	2012
6.	.479	MSU (23-48)	2012
7.	.477	OSU (21-44)	2009
		MD (21-44)	2016
9.	.475	WIS (19-40)	2021
	.475	OSU (28-59)	2010

FREE THROWS

SINGLE GAME

1.	36	IOWA vs. PSU	3/10/01
2.	34	IOWA vs. ILL	2/28/18
3.	31	IOWA vs. OSU	3/9/01
*	30	MICH vs. OSU	3/5/99
5.	29	PUR vs. NU	3/12/10
		IND vs. PUR	3/8/12
7.	28	MICH vs. IOWA	3/12/04
8.	27	OSU vs. IOWA	3/9/01
		OSU vs. ILL	3/9/02
10.	26	IOWA vs. MINN	3/9/00
		IND vs. WIS	3/9/01
		PSU vs. IOWA	3/10/01
		ILL vs. NU	3/14/03
		WIS vs. MSU	3/15/08
		OSU vs. NU	3/11/11
		OSU vs. PSU	3/10/16
		ILL vs. WIS	3/17/24

SINGLE TOURNAMENT

1.	106	IOWA	2001
2.	68	PSU	2023
		ILL	2024
4.	65	OSU	2021
5.	64	IOWA	2002
6.	63	IND	2003
7.	62	ILL	1999
		PSU	2001
		OSU	2002
		ILL	2003

FREE THROW ATTEMPTS

SINGLE GAME

1.	48	IOWA vs. PSU	3/10/01
2.	45	IOWA vs. OSU	3/9/01
3.	41	IOWA vs. ILL	2/28/18
4.	39	OSU vs. IOWA	3/9/01
		PUR vs. NU	3/12/10
		OSU vs. PSU	3/10/16
7.	37	IND vs. MINN	3/14/08
		WIS vs. MSU	3/15/08
9.	36	OSU vs. ILL	3/9/02
		IND vs. PSU	3/8/12

SINGLE TOURNAMENT

1.	152	IOWA	2001
2.	97	ILL	1999
3.	92	PSU	2023
4.	90	OSU	2021
	90	IOWA	2002
6.	88	ILL	2024
7.	86	IND	2003
8.	83	ILL	2021
	83	OSU	2002
10.	82	ILL	2003

FREE THROW PCT

SINGLE GAME (Min. 12 attempts)

1.	1.00	IND (13-13) vs. NEB	3/15/24
2.	.957	NU (22-23) vs. ILL	3/14/03
3.	.944	IND (17-18) vs. OSU	3/11/04
4.	.938	MICH (15-16) vs. MSU	3/16/14
5.	.933	MSU (14-15) vs. MD	3/12/16
		PSU (14-15) vs. PUR	3/12/23
7.	.929	PSU (13-14) vs. MINN	3/13/14
8.	.926	IOWA (25-27) vs. RUT	3/11/22
9.	.917	NU (11-12) vs. MSU	3/5/99
		WIS (11-12) vs. IOWA	3/8/02
		IOWA (11-12) vs. MSU	3/15/13
		WIS (11-12) vs. PUR	3/14/15

SINGLE TOURNAMENT (Min. 2 games)

1.	.933	MICH (28-30)	2021
2.	.905	WIS (19-21)	2021
3.	.903	ILL (28-31)	2013
4.	.875	WIS (42-48)	2015
5.	.871	IND (27-31)	2024
6.	.868	MSU (33-38)	2016
7.	.844	MICH (27-32)	2010
8.	.838	IND (31-37)	2004
9.	.833	MINN (25-30)	2004
10.	.830	NU (39-47)	2010

BIG TEN TOURNAMENT RECORDS

REBOUNDS

SINGLE GAME

1.	51	ILL vs. IND	3/5/99
		NEB vs. PSU	3/11/15
3.	50	MINN vs. PUR	3/13/10
4.	49	OSU vs. PUR	3/10/07
		IOWA vs. PSU	3/12/15
		RUT vs. MINN	2/28/18
7.	48	IOWA vs. PSU	3/10/01
		PSU vs. NU	3/11/04
		OSU vs. NU	3/11/11
		IOWA vs. NU	3/14/13
		PUR vs. IOWA	3/13/22

SINGLE TOURNAMENT

1.	162	IOWA	2001
2.	152	OSU	2021
3.	144	PSU	2023
4.	140	WIS	2024
5.	139	MINN	2010
		IOWA	2022
7.	138	ILL	1999
8.	136	IOWA	2002
9.	135	PSU	2011
10.	134	OSU	2003

ASSISTS

SINGLE GAME

1.	30	ILL vs. PSU	3/11/00
2.	25	PUR vs. ILL	3/11/16
		IOWA vs. ILL	3/14/19
		IOWA vs. NW	3/10/22
		MINN vs. NEB	3/8/23
		WIS vs. MD	3/14/24
5.	24	MICH vs. PSU	3/8/01
		MICH vs. IOWA	3/15/19
*		MICH vs. PUR	3/8/98
8.	23	PUR vs. ILL	3/7/98
		PUR vs. MINN	3/8/01
		IND vs. PSU	3/14/03
		MSU vs. OSU	3/13/15
		ILL vs. IOWA	2/28/18
		IND vs. NEB	3/11/20

SINGLE TOURNAMENT

1.	75	IOWA	2022
		WIS	2024
*	67	MICH	1998
3.	64	ILL	1999
		ILL	2000
5.	62	OSU	2021
		PUR	1998
7.	59	IOWA	2001
8.	58	PSU	2000
9.	54	ILL	2003
		MSU	2015
		MICH	2017

STEALS

SINGLE GAME

1.	22	NU vs. PSU	3/11/04
2.	15	PSU vs. ILL	3/11/00
3.	14	ILL vs. PSU	3/11/00
		NU vs. IOWA	3/8/01
5.	13	IOWA vs. WIS	3/8/02
		OSU vs. IOWA	3/10/02
		WIS vs. MINN	3/12/04
		ILL vs. OSU	3/13/10
		IOWA vs. PUR	3/13/22
10.	12	NU vs. MICH	3/10/05
		NU vs. MINN	3/8/12
		NEB vs. RUT	3/13/19
		OSU vs. IND	3/14/19

SINGLE TOURNAMENT

1.	32	PSU	2000
2.	31	ILL	1999
		NU	2004
4.	29	IOWA	2002
		MICH	2017
6.	27	ILL	2000
		MINN	2010
		IOWA	2022
9.	26	OSU	2003
		NEB	2016
		WIS	2024

BLOCKED SHOTS

SINGLE GAME

1.	16	PSU vs. NEB	3/11/15
2.	12	WIS vs. NU	3/9/00
		IND vs. NEB	3/11/20
4.	10	IOWA vs. WIS	3/12/21
		IND vs. IOWA	3/9/02
		MSU vs. PUR	3/14/03
		WIS vs. IND	3/16/13
		OSU vs. PUR	3/13/14
		PSU vs. NEB	3/8/17
10.	9	IOWA vs. PUR	3/9/07
		MICH vs. PSU	3/14/13

SINGLE TOURNAMENT

1.	21	OSU	2007
		OSU	2011
3.	20	WIS	2000
		PSU	2015
5.	19	OSU	2014
6.	18	MSU	2012
		WIS	2013
		MSU	2014
		OSU	2023

FOULS

SINGLE GAME

1.	31	OSU vs. IOWA	3/9/01
2.	30	MSU vs. WIS	3/15/08
		ILL vs. IOWA	2/28/18
4.	29	PSU vs. IOWA	3/10/01
		MSU vs. PUR	3/15/24
6.	28	NU vs. PUR	3/12/10
		PSU vs. IND	3/8/12
		WIS vs. PUR	3/16/24
9.	27	ILL vs. MINN	3/4/99
		IND vs. ILL	3/5/99
		MICH vs. PSU	3/9/00
		MSU vs. IOWA	3/11/05
		PSU vs. OSU	3/10/16

TURNOVERS

SINGLE GAME - FEWEST

1.	2	MICH vs. OSU	3/13/21
2.	3	PSU vs. PUR	3/13/15
		WIS vs. PUR	3/14/15
4.	4	WIS vs. MSU	3/11/00
		IND vs. MICH	3/14/03
		PUR vs. MSU	3/11/11
		MICH vs. PSU	3/15/13
		NU vs. PSU	3/10/23
8.	5	MSU vs. WIS	3/13/04
		WIS vs. MSU	3/13/04
		OSU vs. MICH	3/9/07
		PUR vs. PSU	3/13/09
		PUR vs. ILL	3/14/09
		WIS vs. ILL	3/12/10
		NU vs. MINN	3/10/11
		NU vs. OSU	3/11/11
		WIS vs. PSU	3/11/11
		OSU vs. PUR	3/9/12
		OSU vs. MSU	3/16/13
		MSU vs. WIS	3/13/15

BIG TEN TOURNAMENT RECORDS

PUR vs. MSU	3/13/16
PSU vs. NU	3/1/18
MSU vs. WIS	3/16/19
MINN vs. NU	3/11/20
OSU vs. MSU	3/10/23
IND vs. PSU	3/12/23

CHAMPIONSHIP GAME

POINTS

INDIVIDUAL

34 Terrence Shannon Jr., ILL vs. WIS 3/17/24

TEAM

93 ILL vs. WIS 3/17/24

FIELD GOALS

INDIVIDUAL

12 Duane Washington Jr. (12-21), OSU vs. ILL 3/14/21
 Evan Turner (12-18), OSU vs. MINN 3/14/10
 Robert Traylor* (12-16), MICH vs. PUR 3/8/98
 Zach Edey (12-17), PUR vs. PSU 3/12/23

TEAM

34 OSU (34-59) vs. MINN 3/24/10
 MICH* (34-70) vs. PUR 3/8/98

THREE-POINT FIELD GOALS

INDIVIDUAL

7 Matt McQuiad (7-13), MSU vs. MICH 3/17/19

TEAM

13 WIS (13-26) vs. MSU 3/15/15

FREE THROWS

INDIVIDUAL

15 Terrence Shannon Jr., ILL (15-17) vs. WIS 3/17/24

TEAM

26 ILL (26-30) vs. WIS 3/17/24

REBOUNDS

INDIVIDUAL

14 Zach Edey, PUR vs. IOWA 3/13/22

TEAM

48 PUR vs. IOWA 3/13/22

ASSISTS

INDIVIDUAL

11 Cassius Winston, MSU vs. MICH 3/17/19

TEAM

21 MSU vs. ILL 3/12/00
 24 MICH* vs. PUR 3/8/98

STEALS

INDIVIDUAL

4 Dane Fife, IND vs. IOWA 3/11/01
 Brian Brown, OSU vs. IOWA 3/10/02
 Mike Wilkinson, WIS vs. ILL 3/14/04
 Greg Oden, OSU vs. WIS 3/11/07
 Chris Kramer, PUR vs. OSU 3/15/09
 Joe Toussaint, IOWA vs. PUR 3/13/22

TEAM

13 OSU vs. IOWA 3/10/02
 IOWA vs. PUR 3/13/22

BLOCKED SHOTS

INDIVIDUAL

4 Greg Oden, OSU vs. WIS 3/13/05
 Adreian Payne, MSU vs. OSU 3/11/12
 Matt Costello, MSU vs. PUR 3/13/16

TEAM

8 OSU vs. PSU 3/13/11

* Due to NCAA sanctions, Michigan has vacated the records from the 1992 Final Four, the 1992-93, '95-96, '96-97, '97-98 and '98-99 seasons. The asterisk also denotes records, awards and other honors that have been vacated due to NCAA and U-M sanctions.

TURNOVERS CAUSED

SINGLE GAME

1.	26	NU vs. PSU	3/11/04
2.	23	MINN vs. ILL	3/12/05
3.	22	IOWA vs. WIS	3/8/02
4.	21	IND vs. MSU	3/8/02
		MINN vs. MICH	3/9/06

ALL-TIME STANDINGS

	Conference			All Games				Conference			All Games				Conference			All Games					
	W	L	PCT	W	L	PCT		W	L	PCT	W	L	PCT		W	L	PCT	W	L	PCT			
1905-06																							
Minnesota	6	1	.857	13	2	.867	Wisconsin	11	1	.917	14	1	.933	Minnesota	10	0	1.000	13	0	1.000			
Wisconsin	6	2	.750	12	2	.857	Northwestern	7	2	.778	9	3	.750	Chicago	10	2	.833	12	3	.800			
Indiana	2	2	.500	7	9	.438	Chicago	8	4	.667	11	4	.733	Northwestern	6	4	.600	6	4	.600			
Chicago	3	5	.375	5	5	.500	Purdue	6	5	.545	7	5	.583	Michigan	5	5	.500	18	6	.750			
Purdue	3	6	.333	4	8	.333	Illinois	7	6	.538	10	6	.625	Illinois	5	7	.417	6	8	.429			
Illinois	3	7	.300	6	8	.429	Ohio State	4	5	.444	13	7	.632	Indiana	4	6	.400	9	7	.563			
Iowa	-	-	-	5	6	.455	Minnesota	2	8	.200	3	8	.273	Iowa	4	7	.364	8	7	.533			
							Iowa	1	5	.167	9	13	.409	Purdue	4	7	.364	6	8	.429			
							Indiana	0	10	.000	5	11	.313	Ohio State	2	6	.250	7	12	.368			
													Wisconsin	3	9	.250	5	11	.313				
1906-07							1913-14							1919-20									
Chicago	6	2	.750	22	2	.917	Wisconsin	12	0	1.000	15	0	1.000	Chicago	10	2	.833	14	4	.778			
Minnesota	6	2	.750	13	2	.867	Ohio State	5	1	.833	10	4	.714	Purdue	8	2	.800	16	4	.800			
Wisconsin	6	2	.750	11	3	.786	Chicago	8	4	.667	10	6	.625	Illinois	8	4	.667	9	4	.692			
Purdue	2	6	.250	7	9	.438	Illinois	7	4	.636	9	5	.643	Indiana	6	4	.600	13	8	.619			
Illinois	0	8	.000	1	10	.091	Northwestern	6	5	.545	6	5	.545	Wisconsin	7	5	.583	15	5	.750			
Indiana	-	-	-	9	4	.692	Minnesota	4	8	.333	9	11	.450	Iowa	6	6	.500	9	10	.474			
Iowa	-	-	-	10	6	.625	Purdue	3	9	.250	5	9	.357	Ohio State	3	9	.250	17	10	.630			
Northwestern	-	-	-	1	5	.167	Iowa	1	5	.167	11	7	.611	Minnesota	3	9	.250	7	9	.438			
							Indiana	1	11	.083	2	12	.143	Michigan	3	9	.250	10	13	.435			
													Northwestern	2	6	.250	2	6	.250				
1907-08							1914-15							1920-21									
Chicago	7	1	.875	21	2	.913	Illinois	12	0	1.000	16	0	1.000	Michigan	8	4	.667	16	4	.800			
Wisconsin	7	1	.875	10	2	.833	Chicago	9	3	.750	15	5	.737	Wisconsin	8	4	.667	13	4	.765			
Illinois	4	4	.500	20	6	.769	Wisconsin	8	4	.667	13	4	.765	Purdue	8	4	.667	13	7	.650			
Minnesota	2	6	.250	11	7	.611	Minnesota	6	6	.500	12	6	.667	Purdue	7	5	.583	10	5	.667			
Purdue	0	8	.000	5	10	.333	Northwestern	5	5	.500	5	5	.500	Minnesota	7	5	.583	10	5	.667			
Indiana	-	-	-	7	3	.700	Purdue	4	8	.333	5	8	.385	Illinois	7	5	.583	11	7	.611			
Iowa	-	-	-	7	6	.538	Iowa	2	6	.250	9	8	.529	Indiana	6	5	.545	14	6	.700			
Northwestern	-	-	-	2	7	.222	Ohio State	3	9	.250	6	10	.375	Iowa	6	5	.545	8	8	.500			
							Indiana	1	9	.100	4	9	.308	Chicago	6	6	.500	12	6	.667			
													Ohio State	2	10	.167	4	13	.235				
1908-09							1915-16							Northwestern	1	11	.083	1	11	.083			
Chicago	12	0	1.000	12	0	1.000	Wisconsin	11	1	.917	20	1	.952	1921-22									
Purdue	6	4	.600	8	4	.667	Illinois	9	3	.750	13	3	.813	Purdue	8	1	.889	15	3	.833			
Wisconsin	5	4	.556	8	4	.667	Northwestern	9	3	.750	9	3	.750	Michigan	8	4	.667	15	4	.789			
Illinois	5	6	.455	8	6	.571	Minnesota	6	6	.500	8	6	.571	Wisconsin	8	4	.667	14	5	.737			
Minnesota	3	6	.333	8	6	.571	Indiana	3	5	.375	4	6	.400	Illinois	7	5	.583	14	5	.737			
Indiana	2	6	.250	5	8	.385	Iowa	2	4	.333	12	4	.750	Iowa	5	6	.455	12	7	.632			
Northwestern	1	4	.200	1	7	.125	Chicago	4	8	.333	9	9	.500	Ohio State	5	7	.417	8	10	.445			
Iowa	1	5	.167	8	7	.533	Ohio State	2	8	.200	10	12	.455	Chicago	5	7	.417	8	11	.421			
							Purdue	2	10	.167	4	10	.286	Minnesota	4	7	.364	6	7	.462			
													Indiana	3	7	.300	10	10	.500				
1909-10							1916-17							Northwestern	3	9	.250	7	11	.389			
Chicago	9	3	.750	9	3	.750	Minnesota	10	2	.833	12	2	.857	1922-23									
Minnesota	7	3	.700	10	3	.769	Illinois	10	2	.833	13	3	.813	Iowa	11	1	.917	12	2	.857			
Wisconsin	7	5	.583	9	5	.643	Purdue	7	2	.778	11	3	.786	Wisconsin	11	1	.917	12	3	.800			
Illinois	5	4	.556	5	4	.566	Wisconsin	9	3	.750	15	3	.833	Michigan	8	4	.667	11	4	.733			
Iowa	2	2	.500	11	3	.786	Indiana	3	5	.375	3	5	.375	Illinois	7	5	.583	9	6	.600			
Purdue	5	5	.500	8	5	.615	Chicago	4	8	.333	9	12	.429	Purdue	7	5	.583	9	6	.600			
Indiana	3	7	.300	5	8	.385	Ohio State	3	9	.250	15	11	.577	Chicago	6	6	.500	7	7	.500			
Northwestern	0	9	.000	0	9	.000	Northwestern	2	10	.167	3	10	.231	Indiana	5	7	.417	8	7	.533			
							Iowa	1	8	.111	7	9	.438	Northwestern	3	9	.250	5	10	.333			
													Ohio State	1	11	.083	4	11	.267				
1910-11							1917-18							Minnesota	1	11	.083	2	13	.133			
Purdue	8	4	.667	11	4	.733	Wisconsin	9	3	.750	14	3	.824	1923-24									
Minnesota	8	4	.667	10	4	.714	Minnesota	7	3	.700	9	3	.750	Wisconsin	8	4	.667	11	5	.688			
Chicago	7	5	.583	13	6	.684	Northwestern	5	3	.625	5	3	.625	Illinois	8	4	.667	11	6	.647			
Illinois	6	5	.545	6	6	.500	Indiana	3	3	.500	10	4	.714	Chicago	8	4	.667	9	7	.563			
Iowa	2	2	.500	9	4	.692	Purdue	5	5	.500	11	5	.688	Ohio State	7	5	.583	12	5	.706			
Indiana	5	5	.500	10	5	.667	Ohio State	5	5	.500	12	7	.632	Purdue	7	5	.583	12	5	.706			
Wisconsin	6	6	.500	9	6	.600	Illinois	6	6	.500	9	6	.600	Indiana	7	5	.583	11	6	.647			
Northwestern	1	12	.083	1	12	.077	Chicago	6	6	.500	11	8	.579	Michigan	6	6	.500	10	7	.588			
							Iowa	4	6	.400	6	8	.429	Minnesota	5	7	.417	9	8	.529			
							Michigan	0	10	.000	6	12	.333	Iowa	4	8	.333	7	10	.412			
1911-12													Northwestern	0	12	.000	0	16	.000				
Wisconsin	12	0	1.000	15	0	1.000																	
Purdue	10	0	1.000	12	0	1.000																	
Chicago	7	5	.583	8	5	.615																	
Minnesota	6	6	.500	7	6	.538																	
Illinois	4	8	.333	8	8	.500																	
Indiana	1	9	.100	6	11	.353																	
Iowa	0	4	.000	1	7	.125																	
Northwestern	0	8	.000	3	9	.250																	

ALL-TIME STANDINGS

Conference			All Games			Conference			All Games			Conference			All Games									
Year	W	L	PCT	W	L	PCT	Year	W	L	PCT	W	L	PCT	Year	W	L	PCT	W	L	PCT				
1924-25																								
Ohio State	11	1	.917	14	2	.875	1930-31	Northwestern	11	1	.917	16	1	.941	1936-37	Minnesota	10	2	.833	14	6	.700		
Indiana	8	4	.667	12	5	.706		Michigan	8	4	.667	13	4	.765		Illinois	10	2	.833	14	6	.700		
Illinois	8	4	.667	11	6	.647		Minnesota	8	4	.667	13	4	.765		Michigan	9	3	.750	16	4	.800		
Purdue	7	4	.636	9	5	.643		Purdue	8	4	.667	12	5	.706		Purdue	8	4	.667	15	5	.750		
Michigan	6	5	.545	8	6	.571		Illinois	7	5	.583	12	5	.706		Ohio State	7	5	.583	13	7	.650		
Minnesota	6	6	.500	10	7	.588		Indiana	5	7	.417	9	8	.519		Indiana	6	6	.500	13	7	.650		
Iowa	5	7	.417	6	10	.375		Wisconsin	4	8	.333	8	9	.471		Northwestern	4	8	.333	11	9	.550		
Northwestern	4	8	.333	6	10	.375		Chicago	4	8	.333	6	8	.429		Iowa	3	9	.250	11	9	.550		
Wisconsin	3	9	.250	6	11	.353		Ohio State	3	9	.250	4	13	.235		Wisconsin	3	9	.250	8	12	.400		
Chicago	1	11	.083	1	13	.071		Iowa	2	10	.167	5	12	.294		Chicago	0	12	.000	1	15	.063		
1925-26																								
Purdue	8	4	.667	13	4	.765		1931-32	Purdue	11	1	.917	17	1		.944	1937-38	Purdue	10	2	.883	18	2	.900
Indiana	8	4	.667	12	5	.706			Minnesota	9	3	.750	15	3		.833		Minnesota	9	3	.750	18	2	.900
Michigan	8	4	.667	12	5	.706			Northwestern	9	3	.750	12	5		.706		Ohio State	7	5	.583	12	8	.600
Iowa	8	4	.667	12	5	.706			Michigan	8	4	.667	11	6		.647		Northwestern	7	5	.583	10	10	.500
Ohio State	6	6	.500	10	7	.588			Illinois	7	5	.583	11	6		.647		Michigan	6	6	.500	12	8	.600
Illinois	6	6	.500	9	8	.529			Ohio State	5	7	.417	7	9		.500		Iowa	6	6	.500	11	9	.550
Minnesota	5	7	.417	7	10	.412			Indiana	4	8	.333	8	10		.444		Wisconsin	5	7	.417	10	10	.500
Wisconsin	4	8	.333	8	9	.471			Wisconsin	3	9	.250	8	10		.444		Indiana	4	8	.333	10	10	.500
Chicago	4	8	.333	5	11	.313			Iowa	3	9	.250	5	12		.294		Illinois	4	8	.333	9	9	.500
Northwestern	3	9	.250	5	12	.294			Chicago	1	11	.083	1	13		.071		Chicago	2	10	.167	3	10	.231
1926-27																								
Michigan	10	2	.833	14	3	.824	1932-33		Ohio State	10	2	.833	17	3	.850	1938-39		Ohio State	10	2	.833	16	7	.696
Indiana	9	3	.750	13	4	.765			Northwestern	10	2	.833	15	4	.789			Indiana	9	3	.750	17	3	.850
Purdue	9	3	.750	12	5	.706			Iowa	8	4	.667	15	5	.750			Illinois	8	4	.667	14	5	.737
Wisconsin	7	5	.583	10	7	.588			Michigan	8	4	.667	10	8	.556			Minnesota	7	5	.583	14	6	.700
Illinois	7	5	.583	10	7	.588			Illinois	6	6	.500	11	7	.611			Purdue	6	6	.500	12	7	.632
Iowa	7	5	.583	9	8	.529			Purdue	6	6	.500	11	7	.611			Northwestern	5	7	.417	7	13	.350
Ohio State	6	6	.500	11	6	.647			Indiana	6	6	.500	10	8	.556			Michigan	4	8	.333	11	9	.550
Chicago	3	9	.250	4	11	.267			Wisconsin	4	8	.333	7	13	.350			Wisconsin	4	8	.333	10	10	.500
Minnesota	1	11	.083	3	13	.188			Minnesota	1	11	.083	5	15	.250			Chicago	4	8	.333	9	11	.450
Northwestern	1	11	.083	3	14	.176			Chicago	1	11	.083	1	14	.067			Iowa	3	9	.250	8	11	.421
1927-28																								
Indiana	10	2	.833	15	2	.882		1933-34	Purdue	10	2	.833	17	3	.850		1939-40	Purdue	10	2	.833	16	4	.800
Purdue	10	2	.833	15	2	.882			Wisconsin	8	4	.667	14	6	.700			Indiana	9	3	.750	20	3	.869
Wisconsin	9	3	.750	13	4	.765			Northwestern	8	4	.667	11	8	.579			Ohio State	8	4	.667	13	7	.650
Northwestern	9	3	.750	12	5	.706			Illinois	7	5	.583	13	6	.684			Illinois	7	5	.583	14	6	.700
Michigan	7	5	.583	10	7	.588			Iowa	6	6	.500	13	6	.684			Northwestern	7	5	.583	13	7	.650
Chicago	5	7	.417	7	8	.467			Indiana	6	6	.500	13	7	.650			Michigan	6	6	.500	13	7	.650
Iowa	3	9	.250	6	11	.353			Minnesota	5	7	.417	9	11	.450			Minnesota	5	7	.417	12	8	.600
Ohio State	3	9	.250	5	12	.294			Ohio State	4	8	.333	8	12	.400			Iowa	4	8	.333	9	12	.529
Illinois	2	10	.167	5	14	.263			Michigan	4	8	.333	6	14	.300			Wisconsin	3	9	.250	5	15	.250
Minnesota	2	10	.167	4	12	.250			Chicago	2	10	.167	4	14	.222			Chicago	1	11	.083	5	14	.263
1928-29																								
Wisconsin	10	2	.833	15	2	.882	1934-35		Purdue	9	3	.750	17	3	.850	1940-41		Wisconsin	11	1	.917	20	3	.870
Michigan	10	2	.833	14	2	.875			Illinois	9	3	.750	15	5	.750			Indiana	10	2	.833	17	3	.850
Purdue	9	3	.750	13	4	.765			Wisconsin	9	3	.750	15	5	.750			Illinois	7	5	.583	13	7	.650
Northwestern	7	5	.583	12	5	.706			Indiana	8	4	.667	14	6	.700			Minnesota	7	5	.583	11	9	.550
Illinois	6	6	.500	10	7	.588			Ohio State	8	4	.667	14	6	.700			Ohio State	7	5	.583	10	10	.500
Ohio State	6	6	.500	9	8	.529			Iowa	6	6	.500	10	9	.526			Purdue	6	6	.500	13	7	.650
Iowa	5	7	.417	9	8	.529			Minnesota	5	7	.417	11	9	.550			Michigan	5	7	.417	9	10	.474
Indiana	4	8	.333	7	10	.412			Northwestern	3	9	.250	10	10	.500			Iowa	4	8	.333	12	8	.600
Chicago	2	10	.167	3	12	.200			Michigan	2	10	.167	8	12	.400			Northwestern	3	9	.250	7	11	.389
Minnesota	1	11	.083	3	13	.188			Chicago	1	11	.083	1	15	.063			Chicago	0	12	.000	4	16	.200
1929-30																								
Purdue	10	0	1.000	13	2	.867		1935-36	Indiana	11	1	.917	18	2	.900		1941-42	Illinois	13	2	.867	18	5	.783
Wisconsin	8	2	.800	15	2	.822			Purdue	11	1	.917	16	4	.800			Indiana	10	5	.667	15	6	.714
Michigan	6	4	.600	9	5	.643			Michigan	7	5	.583	15	5	.750			Wisconsin	10	5	.667	14	7	.667
Illinois	7	5	.583	8	8	.500			Illinois	7	5	.583	13	6	.684			Iowa	10	5	.667	12	8	.600
Indiana	7	5	.583	8	9	.471			Northwestern	7	5	.583	13	6	.684			Minnesota	9	6	.600	15	6	.714
Northwestern	6	6	.500	9	8	.529			Ohio State	5	7	.417	12	8	.600			Purdue	9	6	.600	14	7	.667
Minnesota	3	9	.250	8	9	.471			Iowa	5	7	.417	9	10	.474			Northwestern	5	10	.333	8	13	.381
Chicago	2	10	.167	3	11	.214			Wisconsin	4	8	.333	11	9	.550			Michigan	5	10	.333	6	14	.300
Ohio State	1	9	.100	4	11	.267			Minnesota	3	9	.250	5	15	.250			Ohio State	4	11	.267	6	14	.300
Iowa	-	-	-	4	13	.235			Chicago	0	12	.000	4	12	.250			Chicago	0	15	.000	2	19	.095

ALL-TIME STANDINGS

	Conference			All Games				Conference			All Games				Conference			All Games				
	W	L	PCT	W	L	PCT		W	L	PCT	W	L	PCT		W	L	PCT	W	L	PCT		
1942-43																						
Illinois	12	0	1.000	17	1	.944																
Indiana	11	2	.846	18	2	.900																
Northwestern	7	5	.583	8	9	.471																
Wisconsin	6	6	.500	12	9	.571																
Purdue	6	6	.500	9	11	.450																
Minnesota	5	7	.417	10	9	.526																
Ohio State	5	7	.417	8	9	.471																
Michigan	4	8	.333	10	8	.556																
Iowa	3	9	.250	7	10	.412																
Chicago	0	9	.000	0	18	.000																
1943-44																						
Ohio State	10	2	.833	14	7	.667																
Iowa	9	3	.750	14	4	.778																
Wisconsin	9	3	.750	12	9	.571																
Northwestern	8	4	.667	12	7	.632																
Purdue	8	4	.667	11	10	.524																
Illinois	5	7	.417	11	9	.550																
Michigan	5	7	.417	8	10	.444																
Minnesota	2	10	.167	7	14	.333																
Indiana	2	10	.167	7	15	.318																
Chicago	0	8	.000	1	19	.050																
1944-45																						
Iowa	11	1	.917	17	1	.944																
Ohio State	10	2	.833	15	5	.750																
Illinois	7	5	.583	13	7	.650																
Purdue	6	6	.500	9	11	.450																
Michigan	5	7	.417	12	7	.632																
Wisconsin	4	8	.333	10	11	.476																
Minnesota	4	8	.333	8	13	.381																
Northwestern	4	8	.333	7	12	.368																
Indiana	3	9	.250	10	11	.476																
Chicago	-	-	-	7	8	.467																
1945-46																						
Ohio State	10	2	.833	16	5	.762																
Indiana	9	3	.750	18	3	.857																
Iowa	8	4	.667	14	4	.778																
Northwestern	8	4	.667	15	5	.750																
Illinois	7	5	.583	14	7	.667																
Minnesota	7	5	.583	14	7	.667																
Michigan	6	6	.500	12	7	.632																
Purdue	4	8	.333	10	11	.476																
Wisconsin	1	11	.083	4	17	.190																
Chicago	0	12	.000	6	14	.300																
1946-47																						
Wisconsin	9	3	.750	16	6	.727																
Illinois	8	4	.667	14	6	.700																
Indiana	8	4	.667	12	8	.600																
Minnesota	7	5	.583	14	7	.667																
Michigan	6	6	.500	12	8	.600																
Iowa	5	7	.417	12	7	.632																
Ohio State	5	7	.417	7	13	.350																
Purdue	4	8	.333	9	11	.450																
Northwestern	2	10	.167	7	13	.350																
1947-48																						
Michigan	10	2	.833	15	5	.750																
Iowa	8	4	.667	15	4	.789																
Illinois	7	5	.583	15	5	.750																
Wisconsin	7	5	.583	12	8	.600																
Purdue	6	6	.500	11	9	.550																
Ohio State	5	7	.417	10	10	.500																
Minnesota	5	7	.417	10	10	.500																
Indiana	3	9	.250	8	12	.400																
Northwestern	3	9	.250	6	14	.300																
1948-49																						
Illinois	10	2	.833	21	4	.840																
Minnesota	9	3	.750	18	3	.857																
Michigan	7	5	.583	15	6	.714																
Ohio State	6	6	.500	14	7	.667																
Indiana	6	6	.500	14	8	.636																
Purdue	6	6	.500	13	9	.591																
Wisconsin	5	7	.417	12	10	.545																
Iowa	3	9	.250	10	10	.500																
Northwestern	2	10	.167	5	16	.455																
1949-50																						
Ohio State	11	1	.917	22	4	.846																
Wisconsin	9	3	.750	17	5	.773																
Indiana	7	5	.583	17	5	.773																
Illinois	7	5	.583	14	8	.636																
Iowa	6	6	.500	15	7	.682																
Minnesota	4	8	.333	13	9	.591																
Michigan	4	8	.333	11	11	.500																
Northwestern	3	9	.250	10	12	.455																
Purdue	3	9	.250	9	13	.410																
1950-51																						
Illinois	13	1	.929	22	5	.815																
Indiana	12	2	.857	19	3	.864																
Iowa	9	5	.643	15	7	.682																
Minnesota	7	7	.500	13	9	.591																
Northwestern	7	7	.500	12	10	.545																
Wisconsin	7	7	.500	10	12	.455																
Michigan State	5	9	.357	10	11	.476																
Purdue	4	10	.286	8	14	.364																
Michigan	3	11	.214	7	15	.318																
Ohio State	3	11	.214	6	16	.273																
1951-52																						
Illinois	12	2	.857	22	4	.846																
Iowa	11	3	.786	19	3	.863																
Minnesota	10	4																				

ALL-TIME STANDINGS

	Conference			All Games				Conference			All Games				Conference			All Games			
	W	L	PCT	W	L	PCT		W	L	PCT	W	L	PCT		W	L	PCT	W	L	PCT	
1960-61																					
Ohio State	14	0	1.000	27	1	.964	Indiana	10	4	.714	18	8	.692	Indiana	11	3	.786	22	6	.786	
Iowa	10	4	.714	18	6	.750	Michigan State	10	4	.714	16	7	.696	Minnesota	10	4	.714	21	5	.808	
Purdue	10	4	.714	16	7	.696	Iowa	9	5	.643	16	8	.667	Purdue	8	6	.571	15	9	.625	
Indiana	8	6	.571	15	9	.625	Wisconsin	8	6	.571	13	11	.542	Ohio State	8	6	.571	14	10	.583	
Minnesota	8	6	.571	10	13	.435	Purdue	7	7	.500	15	9	.625	Illinois	8	6	.571	14	10	.583	
Northwestern	6	8	.429	10	12	.455	Northwestern	7	7	.500	11	11	.500	Michigan State	6	8	.429	13	11	.542	
Illinois	5	9	.357	9	15	.375	Ohio State	6	8	.429	13	11	.542	Iowa	6	8	.429	13	11	.542	
Wisconsin	4	10	.286	7	17	.292	Illinois	6	8	.429	12	12	.500	Michigan	6	8	.429	13	11	.542	
Michigan State	3	11	.214	7	17	.292	Minnesota	5	9	.357	9	15	.375	Wisconsin	5	9	.357	11	13	.458	
Michigan	2	12	.143	6	18	.250	Michigan	2	12	.143	8	16	.333	Northwestern	2	12	.143	5	19	.208	
1961-62							1967-68							1973-74							
Ohio State	13	1	.929	26	2	.929	Ohio State	10	4	.714	21	8	.724	Indiana	12	2	.857	23	5	.821	
Wisconsin	10	4	.714	17	7	.708	Iowa	10	4	.714	16	9	.640	Michigan	12	2	.857	22	5	.814	
Purdue	9	5	.643	17	7	.708	Purdue	9	5	.643	15	9	.625	Purdue	10	4	.714	21	9	.700	
Illinois	7	7	.500	15	8	.652	Northwestern	8	6	.571	13	10	.565	Wisconsin	8	6	.571	16	8	.667	
Indiana	7	7	.500	13	11	.542	Wisconsin	7	7	.500	13	11	.542	Michigan State	8	6	.571	13	11	.542	
Iowa	7	7	.500	13	11	.542	Michigan State	6	8	.429	12	12	.500	Minnesota	6	8	.429	12	12	.500	
Minnesota	6	8	.429	10	14	.417	Illinois	6	8	.429	11	13	.458	Iowa	5	9	.357	8	16	.333	
Michigan	5	9	.357	7	17	.292	Michigan	6	8	.429	11	13	.458	Ohio State	4	10	.286	9	15	.375	
Michigan State	3	11	.214	8	14	.364	Indiana	4	10	.286	10	14	.417	Northwestern	3	11	.214	9	15	.375	
Northwestern	3	11	.214	8	15	.348	Minnesota	4	10	.286	7	17	.292	Illinois	2	12	.143	5	18	.217	
1962-63							1968-69							1974-75							
Ohio State	11	3	.786	20	4	.833	Purdue	13	1	.929	23	5	.821	Indiana	18	0	1.000	31	1	.969	
Illinois	11	3	.786	20	6	.769	Illinois	9	5	.643	19	5	.792	Michigan	12	6	.667	19	8	.704	
Indiana	9	5	.643	13	11	.542	Ohio State	9	5	.643	17	7	.708	Minnesota	11	7	.611	18	8	.692	
Michigan	8	6	.571	16	8	.667	Michigan	7	7	.500	13	11	.542	Purdue	11	7	.611	17	11	.607	
Minnesota	8	6	.571	12	12	.500	Northwestern	6	8	.429	14	10	.583	Michigan State	10	8	.555	17	9	.654	
Wisconsin	7	7	.500	14	10	.583	Minnesota	6	8	.429	12	12	.500	Ohio State	8	10	.444	14	14	.500	
Northwestern	6	8	.429	9	15	.375	Michigan State	6	8	.429	11	12	.478	Iowa	7	11	.389	10	16	.385	
Iowa	5	9	.357	9	15	.375	Iowa	5	9	.357	12	12	.500	Wisconsin	5	13	.278	8	18	.308	
Michigan State	3	11	.214	6	17	.261	Wisconsin	5	9	.357	11	13	.458	Illinois	4	14	.222	8	18	.308	
Purdue	2	12	.143	7	17	.292	Indiana	4	10	.286	9	15	.375	Northwestern	4	14	.222	6	20	.231	
1963-64							1969-70							1975-76							
Michigan	11	3	.786	23	5	.821	Iowa	14	0	1.000	20	6	.769	Indiana	18	0	1.000	32	0	1.000	
Ohio State	11	3	.786	16	8	.667	Purdue	11	3	.786	18	6	.750	Michigan	14	4	.778	25	7	.781	
Minnesota	10	4	.714	17	7	.708	Ohio State	8	6	.571	17	7	.708	Purdue	11	7	.661	16	11	.592	
Michigan State	8	6	.571	14	10	.583	Illinois	8	6	.571	15	9	.625	Michigan State	10	8	.556	13	13	.518	
Purdue	8	6	.571	12	12	.500	Minnesota	7	7	.500	13	11	.542	Iowa	9	9	.500	19	10	.655	
Illinois	6	8	.429	13	11	.542	Michigan	5	9	.357	10	14	.417	Minnesota	8	10	.444	16	10	.616	
Northwestern	6	8	.429	8	13	.381	Wisconsin	5	9	.357	10	14	.417	Illinois	7	11	.389	14	13	.518	
Indiana	5	9	.357	9	15	.375	Michigan State	5	9	.357	9	15	.375	Northwestern	7	11	.389	12	14	.444	
Iowa	3	11	.214	8	15	.348	Northwestern	4	10	.286	9	15	.375	Wisconsin	4	14	.222	10	16	.384	
Wisconsin	2	12	.143	8	16	.333	Indiana	3	11	.214	7	17	.292	Ohio State	2	16	.111	6	20	.231	
1964-65							1970-71							1976-77							
Michigan	13	1	.929	24	4	.857	Ohio State	13	1	.929	20	6	.769	Michigan	16	2	.889	26	4	.867	
Minnesota	11	3	.786	19	5	.792	Michigan	12	2	.857	19	7	.731	Purdue	14	4	.778	20	8	.714	
Illinois	10	4	.714	18	6	.750	Purdue	11	3	.786	18	7	.720	Iowa	12	6	.667	20	7	.741	
Indiana	9	5	.643	19	5	.792	Indiana	9	5	.643	17	7	.708	Indiana	11	7	.611	16	11	.593	
Iowa	8	6	.571	14	10	.583	Illinois	5	9	.357	11	12	.478	Michigan State	9	9	.500	12	15	.444	
Ohio State	6	8	.429	12	12	.500	Minnesota	5	9	.357	11	13	.458	Illinois	8	10	.444	16	14	.533	
Purdue	5	9	.357	12	12	.500	Michigan State	4	10	.286	10	14	.417	Wisconsin	7	11	.389	11	16	.407	
Wisconsin	4	10	.286	10	14	.417	Iowa	4	10	.286	9	15	.375	Northwestern	7	11	.389	9	18	.333	
Northwestern	3	11	.214	7	17	.292	Wisconsin	4	10	.286	9	15	.375	Ohio State	4	14	.222	11	16	.407	
Michigan State	1	13	.071	5	18	.217	Northwestern	3	11	.214	7	17	.292	#Minnesota	0	18	.000	0	27	.000	
1965-66							1971-72							#NCAA declares all games forfeited							
Michigan	11	3	.786	18	8	.692	Minnesota	11	3	.786	18	7	.720								
Michigan State	10	4	.714	17	7	.708	Ohio State	10	4	.714	18	6	.750								
Iowa	8	6	.571	17	7	.708	Indiana	9	5	.643	17	8	.680								
Illinois	8	6	.571	12	12	.500	Michigan	9	5	.643	14	10	.583								
Minnesota	7	7	.500	14	10	.583	Wisconsin	6	8	.428	13	11	.542								
Northwestern	7	7	.500	12	12	.500	Michigan State	6	8	.428	13	11	.542								
Wisconsin	6	8	.429	11	13	.458	Purdue	6	8	.428	12	12	.500								
Ohio State	5	9	.357	11	13	.458	Illinois	5	9	.357	14	10	.583								
Indiana	4	10	.286	8	16	.333	Iowa	5	9	.357	11	13	.458								
Purdue	4	10	.286	8	16	.333	Northwestern	3	11	.214	5	18	.217								

ALL-TIME STANDINGS

	Conference			All Games				Conference			All Games				Conference			All Games		
	W	L	PCT	W	L	PCT		W	L	PCT	W	L	PCT		W	L	PCT	W	L	PCT
1977-78																				
Michigan State	15	3	.833	25	5	.833		15	3	.833	26	5	.839		15	3	.833	27	8	.771
Indiana	12	6	.667	21	8	.724		15	3	.833	22	7	.759		14	4	.778	31	5	.861
Minnesota	12	6	.667	17	10	.630		13	5	.722	22	9	.710		12	6	.667	30	7	.811
Michigan	11	7	.611	16	11	.593		11	7	.611	24	9	.727		10	8	.556	23	10	.697
Purdue	11	7	.611	16	11	.593		9	9	.500	16	12	.571		9	9	.500	19	12	.613
Ohio State	9	9	.500	16	11	.593		8	10	.444	15	14	.517		8	10	.444	18	12	.600
Illinois	7	11	.389	13	14	.481		7	11	.389	14	14	.500		8	10	.444	15	16	.484
Iowa	5	13	.278	12	15	.444		6	12	.333	15	13	.536		6	12	.333	19	15	.559
Northwestern	4	14	.222	8	19	.296		6	12	.333	13	15	.464		6	12	.333	18	15	.546
Wisconsin	4	14	.222	8	19	.296		0	18	.000	0	28	.000		2	16	.111	9	19	.321
1978-79																				
Michigan State	13	5	.722	26	6	.813									15	3	.833	28	6	.824
Purdue	13	5	.722	27	8	.771									13	5	.722	22	8	.733
Iowa	13	5	.722	20	8	.714									12	6	.667	23	8	.742
Ohio State	12	6	.667	19	12	.613									11	7	.611	21	8	.724
Indiana	10	8	.556	22	12	.647									11	7	.611	23	9	.719
Michigan	8	10	.444	15	12	.556									10	8	.556	17	13	.567
Illinois	7	11	.389	19	11	.633									8	10	.444	18	11	.621
Wisconsin	6	12	.333	12	15	.444									4	14	.222	14	17	.452
Minnesota	6	12	.333	11	16	.408									4	14	.222	12	16	.429
Northwestern	2	16	.111	6	21	.222									2	16	.111	9	19	.321
1979-80																				
Indiana	13	5	.722	21	8	.724									15	3	.833	27	4	.871
Ohio State	12	6	.667	21	8	.724									15	3	.833	29	5	.853
Purdue	11	7	.611	23	10	.687									11	7	.611	21	10	.677
Iowa	10	8	.556	23	10	.687									11	7	.611	19	11	.633
Minnesota	10	8	.556	21	11	.656									9	9	.500	21	11	.656
Illinois	8	10	.444	22	13	.629									9	9	.500	17	12	.586
Michigan	8	10	.444	17	13	.567									8	10	.444	15	15	.500
Wisconsin	7	11	.389	15	14	.517									7	11	.389	14	15	.483
Michigan State	6	12	.333	12	15	.444									5	13	.278	12	16	.429
Northwestern	5	13	.278	10	17	.370									0	18	.000	5	23	.179
1980-81																				
Indiana	14	4	.778	26	9	.743									15	3	.833	26	6	.813
Iowa	13	5	.722	21	7	.750									14	4	.778	27	7	.794
Illinois	12	6	.667	21	8	.724									11	7	.611	25	9	.735
Purdue	10	8	.556	21	11	.656									11	7	.611	22	8	.733
Minnesota	9	9	.500	19	11	.633									10	8	.556	19	11	.633
Ohio State	9	9	.500	14	13	.519									8	10	.444	18	15	.545
Michigan	8	10	.444	19	11	.633									8	10	.444	16	16	.500
Michigan State	7	11	.389	13	14	.481									7	11	.389	13	15	.464
Wisconsin	5	13	.278	11	16	.423									4	14	.222	13	18	.419
Northwestern	3	15	.167	9	18	.333									2	16	.111	9	19	.321
1981-82																				
Minnesota	14	4	.778	23	6	.793									17	1	.944	31	4	.886
Iowa	12	6	.667	21	8	.724									15	3	.833	31	5	.861
Ohio State	12	6	.667	21	10	.677									11	7	.611	23	9	.719
Indiana	12	6	.667	19	10	.655									11	7	.611	19	13	.594
Purdue	11	7	.611	18	14	.563									9	9	.500	22	10	.688
Illinois	10	8	.556	18	11	.621									9	9	.500	18	10	.643
Michigan State	7	11	.389	12	16	.429									8	10	.444	15	13	.536
Michigan	7	11	.389	8	19	.296									7	11	.389	15	13	.536
Northwestern	5	13	.278	9	18	.333									7	11	.389	14	14	.500
#Wisconsin	0	18	.000	0	27	.000									3	15	.167	8	19	.296
1982-83															2	16	.111	7	20	.259
Indiana	13	5	.722	24	6	.800														
Iowa	11	7	.611	22	9	.710														
Purdue	11	7	.611	21	9	.700														
Ohio State	11	7	.611	20	10	.667														
Illinois	11	7	.611	21	11	.656														
Minnesota	9	9	.500	18	11	.621														
Michigan State	9	9	.500	17	13	.567														
Northwestern	8	10	.444	18	12	.600														
Michigan	7	11	.389	16	12	.571														
#Wisconsin	0	18	.000	0	28	.000														
1983-84																				
Illinois	15	3	.833	26	5	.839														
Purdue	15	3	.833	22	7	.759														
Indiana	13	5	.722	22	9	.710														
Michigan	11	7	.611	24	9	.727														
Michigan State	9	9	.500	16	12	.571														
Ohio State	8	10	.444	15	14	.517														
Northwestern	7	11	.389	14	14	.500														
Minnesota	6	12	.333	15	13	.536														
Iowa	6	12	.333	13	15	.464														
#Wisconsin	0	18	.000	0	28	.000														
#Wisconsin forfeits all games from 1981-82 to 1983-84																				
1984-85																				
Michigan	16	2	.889	26	4	.867														
Illinois	12	6	.667	26	9	.743														
Purdue	11	7	.611	20	9	.690														
Ohio State	11	7	.611	20	10	.667														
Iowa	10	8	.556	21	11	.656														
Michigan State	10	8	.556	19	10	.655														
Indiana	7	11	.389	19	14	.576														
Minnesota	6	12	.333	13	15	.464														
Wisconsin	5	13	.278	14	14	.500														
Northwestern	2	16	.111	6	22	.214														
1985-86																				
Michigan	14	4	.778	28	5	.848														
Indiana	13	5	.722	21	8	.724														

ALL-TIME STANDINGS

	Conference			All Games				Conference			All Games				Conference			All Games							
	W	L	PCT	W	L	PCT		W	L	PCT	W	L	PCT		W	L	PCT	W	L	PCT					
1993-94																									
Purdue	14	4	.778	29	5	.853	1998-99	Michigan State	15	1	.938	33	5	.868	2003-04	Illinois	13	3	.812	26	7	.788			
Michigan	13	5	.722	24	8	.750	Ohio State@	1	1	.500	1	1	.500	Wisconsin	12	4	.750	25	7	.781					
Indiana	12	6	.667	21	9	.700	Wisconsin	9	7	.563	22	10	.688	Michigan State	12	4	.750	18	12	.600					
#Minnesota	0	0	.000	0	0	.000	Indiana	9	7	.563	23	11	.676	Iowa	9	7	.562	16	13	.552					
Michigan State	10	8	.556	20	12	.625	Iowa	9	7	.563	20	10	.667	Michigan	8	8	.500	23	11	.676					
Illinois	10	8	.556	17	11	.607	#Minnesota	0	0	.000	0	0	.000	Northwestern	8	8	.500	14	15	.483					
Wisconsin	8	10	.444	18	11	.621	Purdue	7	9	.438	21	13	.618	Purdue	7	9	.438	17	14	.548					
Penn State	6	12	.333	13	14	.481	Northwestern	6	10	.400	15	14	.517	Indiana	7	9	.438	14	15	.483					
Ohio State	6	12	.333	13	16	.448	*Michigan	5	11	.313	12	19	.387	Ohio State	6	10	.375	14	16	.467					
Northwestern	5	13	.278	15	14	.517	Penn State	5	11	.313	13	14	.482	Minnesota	3	13	.188	12	18	.400					
Iowa	5	13	.278	11	16	.407	Illinois	3	13	.188	14	18	.336	Penn State	3	13	.188	9	19	.321					
1994-95							# NCAA voided all games for Minnesota from 1993-94 to 1998-99																		
Purdue	15	3	.833	25	7	.781	* Due to NCAA sanctions, Michigan has vacated the records from the 1995-96, '96-97, '97-98 and '98-99 seasons.																		
Michigan State	14	4	.778	22	6	.786	1999-00	Michigan State	13	3	.813	32	7	.821	2004-05	Illinois	15	1	.938	37	2	.948			
Indiana	11	7	.611	19	12	.613	Ohio State@	5	1	.833	11	3	.786	Michigan State	13	3	.812	26	7	.788					
Michigan	11	7	.611	17	14	.548	Purdue	12	4	.750	24	10	.706	Wisconsin	11	5	.688	25	9	.735					
Illinois	10	8	.556	19	12	.613	Illinois	11	5	.688	21	9	.700	Minnesota	10	6	.625	21	11	.656					
#Minnesota	0	0	.000	0	0	.000	Indiana	10	6	.625	20	9	.689	Indiana	10	6	.625	15	14	.517					
Penn State	9	9	.500	21	11	.656	Wisconsin	8	8	.500	22	14	.611	Ohio State	8	8	.500	20	12	.625					
Iowa	9	9	.500	21	12	.636	Michigan	6	10	.375	15	14	.517	Iowa	7	9	.438	21	12	.636					
Wisconsin	7	11	.389	13	14	.481	Iowa	6	10	.375	14	16	.467	Northwestern	6	10	.375	15	16	.484					
Ohio State	2	16	.111	6	22	.214	Penn State	5	11	.313	19	16	.543	Michigan	4	12	.250	13	18	.419					
Northwestern	1	17	.056	5	22	.185	Minnesota	4	12	.250	12	16	.400	Purdue	3	13	.188	7	21	.250					
1995-96							Northwestern	0	16	.000	5	25	.167	Penn State	1	15	.063	7	23	.233					
&Purdue	15	3	.833	26	3	.813	2000-01	Michigan State	13	3	.813	28	5	.849	2005-06	Ohio State	12	4	.750	26	6	.813			
Penn State	12	6	.667	21	7	.750	Illinois	13	3	.813	27	8	.771	Illinois	11	5	.688	26	7	.788					
Indiana	12	6	.667	19	12	.613	Indiana	10	6	.625	21	13	.618	Iowa	11	5	.688	25	9	.735					
Iowa	11	7	.611	23	9	.719	Wisconsin	9	7	.563	18	11	.621	Wisconsin	9	7	.563	19	12	.613					
*Michigan	10	8	.556	20	12	.625	Iowa	7	9	.438	23	12	.657	Indiana	9	7	.563	19	12	.613					
#Minnesota	0	0	.000	0	0	.000	Penn State	7	9	.438	21	12	.636	Michigan	8	8	.500	22	11	.667					
Michigan State	9	9	.500	16	16	.500	Purdue	6	10	.375	17	15	.531	Michigan State	8	8	.500	22	12	.647					
Wisconsin	8	10	.444	17	15	.531	Minnesota	5	11	.313	18	14	.563	Penn State	6	10	.375	15	15	.500					
Illinois	7	11	.389	18	13	.581	Michigan	4	12	.250	10	18	.357	Northwestern	6	10	.375	14	15	.483					
Ohio State	3	15	.167	10	17	.370	Northwestern	3	13	.188	11	19	.367	Minnesota	5	11	.313	16	15	.516					
Northwestern	2	16	.111	7	20	.259	Ohio State@	0	0	.000	0	0	.000	Purdue	3	13	.188	9	19	.321					
1996-97							2001-02	Illinois	11	5	.688	26	9	.743	2006-07	Ohio State	15	1	.938	35	4	.897			
#Minnesota	0	0	.000	0	0	.000	Illinois	11	5	.688	25	12	.676	Wisconsin	13	3	.813	30	6	.833					
Iowa	12	6	.667	22	10	.688	Indiana	11	5	.688	19	13	.594	Indiana	10	6	.625	21	11	.656					
Purdue	12	6	.667	18	12	.600	Wisconsin	11	5	.688	19	12	.613	Illinois	9	7	.563	23	12	.657					
Illinois	11	7	.611	22	10	.688	Michigan State	10	6	.625	19	12	.613	Purdue	9	7	.563	22	12	.647					
Wisconsin	11	7	.611	18	10	.643	Minnesota	9	7	.563	18	13	.581	Iowa	9	7	.563	17	14	.548					
*Michigan	9	9	.500	24	11	.686	Northwestern	7	9	.438	16	13	.552	Michigan State	8	8	.500	23	12	.657					
Indiana	9	9	.500	22	11	.667	Iowa	5	11	.313	19	16	.543	Michigan	8	8	.500	22	13	.629					
Michigan State	9	9	.500	17	12	.607	Purdue	5	11	.313	13	18	.419	Minnesota	3	13	.188	9	22	.290					
Ohio State	5	13	.278	10	17	.370	Michigan	5	11	.313	11	18	.379	Northwestern	2	14	.125	13	18	.419					
Penn State	3	15	.167	10	17	.370	Penn State	3	13	.188	7	21	.250	Penn State	2	14	.125	11	19	.367					
Northwestern	2	16	.111	7	22	.241	Ohio State@	0	0	.000	0	0	.000	2007-08	Wisconsin	16	2	.889	31	5	.861				
1997-98							2002-03	Wisconsin	12	4	.750	24	8	.750	Purdue	15	3	.833	25	9	.735				
Michigan State	13	3	.813	22	8	.733	Illinois	11	5	.688	25	7	.781	Indiana	14	4	.778	25	8	.758					
Illinois	13	3	.813	23	10	.697	Michigan State	10	6	.625	22	13	.629	Michigan State	12	6	.667	27	9	.750					
Purdue	12	4	.750	28	8	.778	Purdue	10	6	.625	19	11	.633	Ohio State	10	8	.556	24	13	.649					
*Michigan	11	5	.688	25	9	.735	Michigan	10	6	.625	17	13	.567	Minnesota	8	10	.444	20	14	.588					
Iowa	9	7	.563	20	11	.645	Indiana	8	8	.500	21	13	.618	Penn State	7	11	.389	15	16	.484					
Indiana	9	7	.563	20	12	.625	Minnesota	8	8	.500	19	14	.576	Iowa	6	12	.333	13	19	.406					
Penn State	8	8	.500	19	13	.594	Iowa	7	9	.438	17	14	.548	Illinois	5	13	.278	16	19	.457					
#Minnesota	0	0	.000	0	0	.000	Ohio State	7	9	.438	17	15	.531	Michigan	5	13	.278	10	22	.313					
Wisconsin	3	13	.188	12	19	.387	Northwestern	3	13	.188	12	17	.414	Northwestern	1	17	.056	8	22	.267					
Northwestern	3	13	.188	10	17	.370	Penn State	2	14	.125	7	21	.250												
Ohio State	1	15	.063	8	22	.267																			

ALL-TIME STANDINGS

	Conference			All Games				Conference			All Games				Conference			All Games		
	W	L	PCT	W	L	PCT		W	L	PCT	W	L	PCT		W	L	PCT	W	L	PCT
2008-09																				
Michigan State	15	3	.833	31	7	.816														
Purdue	11	7	.611	27	10	.730														
Illinois	11	7	.611	24	10	.706														
Penn State	10	8	.556	27	11	.711														
Ohio State	10	8	.556	22	11	.667														
Wisconsin	10	8	.556	20	13	.606														
Minnesota	9	9	.500	22	11	.667														
Michigan	9	9	.500	21	14	.600														
Northwestern	8	10	.444	17	14	.548														
Iowa	5	13	.278	15	17	.469														
Indiana	1	17	.056	6	25	.194														
2009-10																				
Purdue	14	4	.778	29	6	.829														
Ohio State	14	4	.778	29	8	.784														
Michigan State	14	4	.778	28	9	.757														
Wisconsin	13	5	.722	24	9	.727														
Illinois	10	8	.556	21	15	.583														
Minnesota	9	9	.500	21	14	.600														
Northwestern	7	11	.389	20	14	.588														
Michigan	7	11	.389	15	17	.469														
Indiana	4	14	.222	10	21	.323														
Iowa	4	14	.222	10	22	.312														
Penn State	3	15	.167	11	20	.355														
2010-11																				
Ohio State	16	2	.889	34	3	.919														
Purdue	14	4	.778	26	8	.765														
Wisconsin	13	5	.722	25	9	.735														
Michigan	9	9	.500	21	14	.600														
Illinois	9	9	.500	20	14	.588														
Michigan State	9	9	.500	19	15	.559														
Penn State	9	9	.500	19	15	.559														
Northwestern	7	11	.389	20	14	.588														
Minnesota	6	12	.333	17	14	.548														
Iowa	4	14	.222	11	20	.355														
Indiana	3	15	.167	12	20	.375														
2011-12	W	L	PCT	W	L	PCT														
Ohio State	13	5	.722	31	8	.795														
Michigan State	13	5	.722	29	8	.784														
Michigan	13	5	.722	24	10	.706														
Wisconsin	12	6	.667	26	10	.722														
Indiana	11	7	.611	27	9	.750														
Purdue	10	8	.556	22	13	.629														
Northwestern	8	10	.444	19	14	.576														
Iowa	8	10	.444	18	17	.514														
Minnesota	6	12	.333	23	15	.605														
Illinois	6	12	.333	17	15	.531														
Nebraska	4	14	.222	12	18	.400														
Penn State	4	14	.222	12	20	.375														
2012-13																				
Indiana	14	4	.778	29	7	.806														
Ohio State	13	5	.722	29	8	.784														
Michigan State	13	5	.722	27	9	.750														
Michigan	12	6	.667	31	8	.795														
Wisconsin	12	6	.667	23	12	.657														
Iowa	9	9	.500	25	13	.658														
Illinois	8	10	.444	23	13	.639														
Minnesota	8	10	.444	21	13	.618														
Purdue	8	10	.444	16	18	.471														
Nebraska	5	13	.278	15	18	.455														
Northwestern	4	14	.222	13	19	.406														
Penn State	2	16	.111	10	21	.323														
2013-14																				
Michigan	15	3	.833	28	9	.757														
Wisconsin	12	6	.667	30	8	.789														
Michigan State	12	6	.667	29	9	.763														
Nebraska	11	7	.611	19	13	.594														
Ohio State	10	8	.556	25	10	.714														
Iowa	9	9	.500	20	13	.606														
Minnesota	8	10	.444	25	13	.658														
Illinois	7	11	.389	20	15	.571														
Indiana	7	11	.389	17	15	.531														
Penn State	6	12	.333	16	18	.471														
Northwestern	6	12	.333	14	19	.424														
Purdue	5	13	.278	15	17	.469														
2014-15																				
Wisconsin	16	2	.889	36	4	.900														
Maryland	14	4	.778	28	7	.800														
Michigan State	12	6	.667	27	12	.692														
Iowa	12	6	.667	22	12	.647														
Purdue	12	6	.667	21	13	.618														
Ohio State	11	7	.611	24	11	.686														
Indiana	9	9	.500	20	14	.588														
Illinois	9	9	.500	19	14	.576														
Michigan	8	10	.444	16	16	.500														
Minnesota	6	12	.333	18	15	.545														
Northwestern	6	12	.333	15	17	.469														
Nebraska	5	13	.278	13	18	.419														
Penn State	4	14	.222	18	16	.529														
Rutgers	2	16	.111	10	22	.312														
2015-16																				
Indiana	15	3	.833	27	8	.771														
Michigan State	13	5	.722	29	6	.829														
Maryland	12	6	.667	27	9	.750														
Purdue	12	6	.667	26	9	.743														
Iowa	12	6	.667	22	11	.667														
Wisconsin	12	6	.667	22	13	.629														
Ohio State	11	7	.611	21	14	.600														
Michigan	10	8	.556	23	13	.639														
Northwestern	8	10	.444	20	12	.625														
Penn State	7	11	.389	16	16	.500														
Nebraska	6	12	.333	16	18	.471														
Illinois	5	13	.278	15	19	.441														
Minnesota	2	16	.111	8	23	.258														
Rutgers	1	17	.056																	

ALL-TIME STANDINGS

	Conference			All Games		
2023-24						
Purdue	17	3	.850	34	5	.872
Illinois	14	6	.700	29	9	.763
Nebraska	12	8	.600	23	11	.676
Northwestern	12	8	.600	22	12	.647
Wisconsin	11	9	.550	22	14	.611
Indiana	10	10	.500	19	14	.576
Iowa	10	10	.500	19	15	.559
Ohio State	9	11	.450	22	14	.611
Minnesota	9	11	.450	19	15	.559
Penn State	9	11	.450	16	17	.485
Maryland	7	13	.350	16	17	.485
Rutgers	7	13	.350	15	17	.469
Michigan	3	17	.150	8	24	.250

ALL-TIME BIG TEN CHAMPIONSHIPS

No. Team	Years
26—Purdue	1911c-12c-21c-22-26c-28c-30-32-34-35c-36c-38-40-69-79c-84c-87c-88-94-95-96-10c-17-19c-23-24
22—Indiana	1926c-28c-36c-53-54-57c-58-67c-73-74c-75-76-80-81-83-87c-89-91c-93-02c-13-16
20—Ohio State	1925-33c-39-44-46-50-60-61-62-63c-64c-68c-71-91c-92-06-07-10c-11-12c
19—Wisconsin	1907c-08c-12c-13-14-16-18-21c-23c-24c-29c-35c-41-47-02c-03-08-15-20c-22c
17—Illinois	1915-17c-24c-35c-37c-42-43-49-51-52-63c-84c-98c-01c-02c-04-05-22c
16—Michigan State	1957c-59-67c-78-79c-90-98c-99-00c-01c-09-10c-12c-18-19c-20c
15—Michigan	1921c-26c-27-29c-48-64c-65-66-74c-77-85-86-12c-14-21
9—Iowa	1923c-26c-45-55-56-68c-70-79c-
8—Minnesota	1906-07c-11c-17c-19-37c-72-82
6—Chicago	1907c-08c-09-10-20-24c
2—Northwestern	1931-33c
1—Maryland	2020c

c = co-championship

NCAA TOURNAMENT HISTORY

BIG TEN IN THE NCAA TOURNAMENT

	Appearances	Won	Lost	PCT	1st	Final Four Finishes		
						2nd	3rd	4th
UCLA	52	115	45	.719	11	2	5	1
(1950-52-56-62-63- 64-65-67-68-69-70-71-72-73-74-75-76-77-75-79-80-81-83-87-89-90-91-92-93-94-95-96-97-98-99-00-01-02-05-06-07-08-09-11-13-14-15-17-18-21-22-23)								
Indiana	41	68	36	.654	5	1	2	0
(1940-53-54-58-67-73-75-76-78-80-81-82-83-84-86- 87-88-89-90-91-92-93-94-95-96-97-98-99-00-01-02-03-06-07-08-12-13-15-16-22-23)								
Michigan State	38	74	37	.667	2	1	6	1
(1957-59-78-79-85-86-90-91-92-94-95-98-99- 00-01-02-03-04-05-06-07-08-09-10-11-12-13-14-15-16-17-18-19-21-22-23-24)								
Illinois	35	48	36	.5	0	1	4	0
(1942-49-51-52-63-81-83-84-85-86-87-88-89-90-93-95-97-98-00-01-02-03-04-05-06-07-09-11-13-21-22-23-24)								
Purdue&	35	53	35	.602	0	2	1	0
(1969-77-80-83-84-85-86-87-88-90-91-93-94-95-97-98-99-00-03-07-08-09-10-11-12-15-16-17-18-19-21-22-23-24)								
Ohio State^	31	52	30	.634	1	4	5	0
(1939-44-45-46-50- 60-61-62-68-71-80-82-83-85-87-90-91-92-99-06-07-09-10-11-12-13-14-15-18-19-21-22)								
Maryland#	30	44	29	.603	1	0	1	0
(1958-73-75-80-81-83-84-85-86-88-94-95-96-97-98-99-00-01- 02-03-04-07-09-10-15-16-17-18-19-21-23)								
Iowa	29	31	31	.500	0	1	0	2
(1955-56-70-79-80-81-82-83-85-86-87-88-89-91-92-93-96-97-99-01-05-06-14-15-16-19-21-22-23)								
Michigan@	27	59	26	.674	1	4	1	0
(1948-64-65-66-74-75-76-77-85-86-87-88- 89-90-94-95-09-11-12-13-14-16-17-18-19-21-22)								
Wisconsin	28	40	27	.597	1	1	2	0
(1941-47-94-97-99-00-01-02-03-04-05-06-07-08-09-10-11-12-13-14-15-16-17-19-21-22-24)								
USC	21	17	23	.425	0	0	1	1
(1940-54-60-61-79-82-85-91-92-97-01-02-070-8-09-11-16-17-21-22-23)								
Oregon	18	27	17	.614	1	0	1	0
(1939-45-60-61-95-00-02-03-07-08-13-14-15-16-17-19-21-24)								
Washington	17	19	18	.514	0	0	1	0
(1943-48-51-53-76-84-85-86-98-99-04-05-06-09-10-11-19)								
Minnesota%*	10	9	10	.473	0	0	0	0
(1972-82-89-90-05-09-10-13-17-19)								
Penn State#	9	10	12	.455	0	0	1	0
(1942-52-54-55-65-91-96-01-11-23)								
Nebraska#	9	0	9	.000	0	0	0	0
(1986-91-92-93-94-98-14-24)								
Rutgers#	8	6	9	.400	0	0	0	1
(1975-76-79-83-89-91-22)								
Northwestern	4	4	4	.500	0	0	0	0
(1975-76-79-83-89-91-17-23-24)								
TOTALS	335	499	332	.600	23	17	31	6

% Record reflects 1972 appearance that has been vacated by the NCAA

* '94, '95, '97, '99 appearances voided; record adjusted by NCAA Committee on Infractions

includes competition prior to joining Big Ten

& Record reflects 18 forfeited and two vacated games in which a player ruled by the NCAA to be ineligible participated during the 1995-96 season

@ Due to NCAA sanctions, Michigan has vacated the records from the 1992 Final Four, the 1992-93, '95-96, '96-97, '97-98 and '98-99 seasons.

^ Due to NCAA sanctions, Ohio State has vacated the records of 34 games in 1998-99, 16 games in '99-00 and the entire '00-01 and '01-02 seasons.

NCAA champions in **bold**.

NCAA CHAMPIONSHIP GAME RESULTS

1939—Oregon 46, Ohio State 33
1940—Indiana 60, Kansas 40
1941—Wisconsin 39, Washington State 34
1942—Stanford 53, Dartmouth 38
1943—Wyoming 46, Georgetown 34
1944—Utah 42, Dartmouth 40 (OT)
1945—Oklahoma State 49, New York U. 45
1946—Oklahoma State 43, North Carolina 40
1947—Holy Cross 58, Oklahoma 47
1948—Kentucky 58, Baylor 42
1949—Kentucky 46, Oklahoma State 36
1950—CCNY 71, Bradley 68
1951—Kentucky 68, Kansas State 58
1952—Kansas 80, St. John's 63
1953—Indiana 69, Kansas 68
1954—La Salle 92, Bradley 76
1955—San Francisco 77, La Salle 63
1956—San Francisco 83, Iowa 71
1957—North Carolina 54, Kansas 53 (OT)
1958—Kentucky 84, Seattle 72
1959—California 71, West Virginia 70
1960—Ohio State 75, California 55
1961—Cincinnati 70, Ohio State 65 (OT)
1962—Cincinnati 71, Ohio State 59
1963—Loyola 60, Cincinnati 58 (OT)
1964—UCLA 98, Duke 83
1965—UCLA 91, Michigan 80
1966—Texas Western 72, Kentucky 65
1967—UCLA 79, Dayton 64
1968—UCLA 78, North Carolina 55
1969—UCLA 92, Purdue 72
1970—UCLA 80, Jacksonville 69
1971—UCLA 68, Villanova 62
1972—UCLA 81, Florida State 76
1973—UCLA 87, Memphis State 66
1974—North Carolina State 76, Marquette 64
1975—UCLA 92, Kentucky 85
1976—Indiana 86, Michigan 68
1977—Marquette 67, North Carolina 59
1978—Kentucky 94, Duke 88
1979—Michigan State 74, Indiana State 64
1980—Louisville 59, UCLA 54
1981—Indiana 63, North Carolina 50
1982—North Carolina 63, Georgetown 62
1983—North Carolina State 54, Houston 52
1984—Georgetown 84, Houston 75
1985—Villanova 66, Georgetown 64
1986—Louisville 72, Duke 69
1987—Indiana 74, Syracuse 73
1988—Kansas 83, Oklahoma 79
1989—Michigan 80, Seton Hall 79 (OT)
1990—Nevada-Las Vegas 103, Duke 73
1991—Duke 72, Kansas 65
1992—Duke 71, Michigan 51*
1993—North Carolina 77, Michigan 71*
1994—Arkansas 76, Duke 72
1995—UCLA 89, Arkansas 78
1996—Kentucky 76, Syracuse 67
1997—Arizona 84, Kentucky 79
1998—Kentucky 78, Utah 69
1999—Connecticut 77, Duke 74
2000—Michigan State 89, Florida 76
2001—Duke 82, Arizona 72
2002—Maryland 64, Indiana 52
2003—Syracuse 81, Kansas 78
2004—Connecticut 82, Georgia Tech 73
2005—North Carolina 75, Illinois 70
2006—Florida 73, UCLA 57
2007—Florida 84, Ohio State 75

2008—Kansas 75, Memphis 68 (OT)
2009—North Carolina 89, Michigan State 72
2010—Duke 61, Butler 59
2011—Connecticut 53, Butler 41
2012—Kentucky 67, Kansas 59
2013—Louisville 82, Michigan 76
2014—Connecticut 60, Kentucky 54
2015—Duke 68, Wisconsin 63
2016—Villanova 77, North Carolina 74
2017—North Carolina 71, Gonzaga 65
2018—Villanova 79, Michigan 62
2019—Virginia 85, Texas Tech 77 (OT)
2020^a
2021—Baylor 86, Gonzaga 70
2022—Kansas 72, North Carolina 69
2023—Connecticut 76, San Diego State 59
2024—Arizona 75, Purdue 60

Games with Big Ten teams in **bold**

^a 2019-20 NCAA Tournament cancelled due to COVID-19 pandemic

*Due to NCAA sanctions, Michigan has vacated the records from the 1992 Final Four, the 1992-93, '95-96, '96-97, '97-98 and '98-99 seasons.

NCAA TOURNAMENT HONORS

NCAA ALL-TOURNAMENT TEAMS

	YEAR		YEAR
ILLINOIS		PURDUE	
James Bredar	1952	Rick Mount	1969
John Kerr	1952	Joe Barry Carroll	1980
Luther Head	2005	Zach Edey	2024
Deron Williams	2005	Fletcher Loyer	2024
Marcus Monask	2024	Braden Smith	2024
Terrence Shannon Jr.	2024		
INDIANA	YEAR	UCLA	YEAR
Marv Huffman	1940	Walt Hazzard	1964
Jay McCreary	1940	Gail Goodrich	1964-65
Bob Menke	1940	Edgar Lacey	1965
Bob Leonard	1953	Kenny Washington	1965
Don Schlundt	1953	Lew Alcindor	1967-68-69
Steve Downing	1973	Lucius Allen	1967-68
Kent Benson	1976	Mike Warren	1967-68
Tom Abernethy	1976	Lynn Shackelford	1968
Scott May	1976	John Valley	1969-70
Isiah Thomas	1981	Sidney Wicks	1970-71
Jim Thomas	1981	Curtis Rowe	1970
Landon Turner	1981	Steve Patterson	1971
Keith Smart	1987	Bill Walton	1972-73-74
Steve Alford	1987	Keith Wilkes	1972
Dane Fife	2002	Richard Washington	1975
Kyle Hornsby	2002	Dave Meyers	1975
		Marques Johnson	1976
		Rod Foster	1980
		Kiki Vandeweghe	1980
IOWA	YEAR	Ed O'Bannon	1995
Carl Cain	1955-56	Toby Bailey	1995
Bill Logan	1956	Jordan Farmar	2006
		Johnny Juzang	2021
MARYLAND	YEAR	USC	YEAR
Lonny Baxter	2002	Roy Irvin	1954
Juan Dixon	2002		
Chris Wilcox	2002		
MICHIGAN	YEAR	WASHINGTON	YEAR
Bill Buntin	1964	Bob Houbregs	1953
Cazzie Russell	1965		
Ricky Green	1976	WISCONSIN	YEAR
Glen Rice	1989	Sam Dekker	2015
Rumeal Robinson	1989	Frank Kaminsky	2015
Jalen Rose	1992		
Chris Webber*	1992-93		
Trey Burke	2013		
Spike Albrecht	2013		
Moritz Wagner	2018		
MICHIGAN STATE	YEAR		
John Green	1957		
Earvin Johnson	1979		
Greg Kelsner	1979		
Mateen Cleaves	2000		
Charlie Bell	2000		
A.J. Granger	2000		
Morris Peterson	2000		
Kalin Lucas	2009		
Goran Suton	2009		
MINNESOTA	YEAR		
Bobby Jackson	1997		
OHIO STATE	YEAR		
Jerry Lucas	1960-61-62		
Mel Nowell	1960		
Larry Siegfried	1961		
John Havlicek	1962		
Mike Conley Jr.	2007		
Greg Oden	2007		
PENN STATE	YEAR		
Jesse Amelle	1954		

NCAA TOURNAMENT MOST OUTSTANDING PLAYERS

Jimmy Hull, OSU	1939
Marv Huffman, IND	1940
John Kotz, WIS	1941
Jerry Lucas, OSU	1960
Jerry Lucas, OSU	1961
Walt Hazzard, UCLA	1964
Lew Alcindor, UCLA	1967
Lew Alcindor, UCLA	1968
Lew Alcindor, UCLA	1969
Sidney Wicks, UCLA	1970
Bill Walton, UCLA	1972
Bill Walton, UCLA	1973
Richard Washington, UCLA	1975
Kent Benson, IND	1976
Earvin Johnson, MSU	1979
Isiah Thomas, IND	1981
Keith Smart, IND	1987
Glen Rice, MICH	1989
Ed O'Bannon, UCLA	1995
Mateen Cleaves, MSU	2000
Juan Dixon, MD	2002

NCAA ALL-REGIONAL TEAMS

ILLINOIS	YEAR	Muhammad-Ali Abdur-Rahkman	2018	PENN STATE	YEAR
Dave Downey	1963	Charles Matthews	2018#	Jesse Armelle	1952-54
Bruce Douglas	1984	Moritz Wagner	2018		
Doug Altenberger	1985	Chaundee Brown Jr.	2021	PURDUE	YEAR
Nick Anderson	1989#	Hunter Dickinson	2021	Bill Keller	1969
Kenny Battle	1989			Rick Mount	1969#
Kendall Gill	1989	MICHIGAN STATE	YEAR	Joe Barry Carroll	1980#
Robert Archibald	2001	John Green	1957-59	Drake Morris	1980
Deron Williams	2005#	Jack Quiggle	1957	Cuonzo Martin	1994
Luther Head	2005	Bob Anderegg	1959	Glenn Robinson	1994
Terrence Shannon	2024	Earvin Johnson	1978-79	Brian Cardinal	2000
		Greg Kelser	1978-79#	Carson Cunningham	2000
INDIANA	YEAR	Scott Skiles	1986	Mike Robinson	2000
Bob Leonard	1953-54	Steve Smith	1990	Carsen Edwards	2018-2019#
Don Schlundt	1953	Mateen Cleaves	1999-2000	Ryan Cline	2019
Archie Dees	1958	A.J. Granger	1999-2000	Zach Edey	2024
Vernon Payne	1967	Morris Peterson	1999#-2000#	Braden Smith	2024
Quinn Buckner	1973	Charlie Bell	2001#		
Steve Downing	1973#	David Thomas	2001	RUTGERS	YEAR
Kent Benson	1975#-76#	Paul Davis	2003	Eddie Jordan	1976#
Steve Green	1975	Erazem Lorbek	2003	Mike Dabney	1976
Scott May	1976#	Maurice Ager	2005		
Isiah Thomas	1981#	Shannon Brown	2005#	UCLA	YEAR
Ray Tolbert	1981	Paul Davis	2005	George Stanich	1950
Randy Wittman	1981	Kalin Lucas	2009	Ronnie Livingston	1952
Steve Alford	1984-87	Goran Suton	2009#	Willie Naulls	1956
Uwe Blab	1984	Travis Walton	2009	Gary Cunningham	1962
Rick Calloway	1987	Durrell Summers	2010#	John Green	1962
Eric Anderson	1992#	Draymond Green	2010-12	Walt Hazzard	1962-64#
Damon Bailey	1992	Gary Harris	2014	Gail Goodrich	1964-65
Calbert Cheaney	1992-93#	Adreian Payne	2014	Keith Erickson	1965
Alan Henderson	1992	Travis Trice	2015#	Lew Alcindor	1967#-68#-69#
Greg Graham	1993	Denzel Valentine	2015	Lucius Allen	1967-68
Tom Coverdale	2002#	Xavier Tillman	2019	Mike Warren	1967-68
Dane Fife	2002	Cassius Winston	2019#	Ken Heitz	1969
Jared Jeffries	2002	A.J. Hoggard	2023	John Vallely	1969
Christian Watford	2012			Sidney Wicks	1970#-71#
Yogi Ferrell	2016	MINNESOTA	YEAR	Henry Bibby	1970-72
		Jim Brewer@	1972	Curtis Rowe	1970-71
IOWA	YEAR	Clyde Turner@	1972	Bill Walton	1972#-73#-74#
Carl Cain	1956	Willie Burton	1990	Tommy Curtis	1973
Milton Scheuerman	1956	Melvin Newbern	1990	Dave Myers	1974
Bill Seaberg	1956			Keith Wilkes	1974
Fred Brown	1970	OHIO STATE	YEAR	Marques Johnson	1975#-76-77
Vince Brookins	1980	Dick Schnittker	1950	Richard Washington	1975-76#
Greg Stokes	1983	John Havlicek	1960-61-62	David Greenwood	1979
B.J. Armstrong	1987	Jerry Lucas	1960-61-62#	Roy Hamilton	1979
Kevin Gamble	1987	Larry Siegfried	1961	Mike Sanders	1980#
		Don Hilt	1964	Rod Foster	1980
MARYLAND	YEAR	Will Hosket	1968	Kiki Vandeweghe	1980
Nick Davis	1958	Dave Sorenson	1968#	Tracy Murray	1992
Tom McMillen	1973	Allan Hornyak	1971	Tyus Edney	1995#
John Lucas	1975	Luther Witte	1971	Toby Bailey	1995
Adrian Branch	1985	Kelvin Ransey	1980	Ed O'Bannon	1995
Juan Dixon	2001	Lawrence Funderburke	1992	Cameron Dollar	1997
Lonny Baxter	2001#-02#	Jim Jackson	1992	Charles O'Bannon	1997
Juan Dixon	2001-02	Ken Johnson	1999	Ryan Hollins	2006#
Chris Wilcox	2001-02	Scoonie Penn	1999#	Aaron Afflalo	2006-07
		Michael Redd	1999	Jordan Farmar	2006
MICHIGAN	YEAR	Mike Conley Jr.	2007#	Darren Collison	2007-08
Bill Buntin	1964-65	Ron Lewis	2007	Kevin Love	2008#
Cassie Russell	1964-65-66	Greg Oden	2007	Russel Westbrook	2008
Waymon Britt	1974	Evan Turner	2010	Johnny Juzang	2021#
Campy Russell	1974#	Lenzelle Smith Jr.	2012	Tyger Campbell	2021
Rickey Green	1976-77	Jared Sullinger	2012#	Jaime Jaquez Jr.	2021-23
Phil Hubbard	1976-77	Dashaun Thomas	2012-13		
Rumeal Robinson	1988-89	LaQuinton Ross	2013	USC	YEAR
Sean Higgins	1989			Roy Irvin	1954
Glen Rice	1989#	OREGON	YEAR	Tony Psaltin	1954
Jalen Rose	1992#-93	Aaron Brooks	2007	John Rudometkin	1961
Chris Webber*	1992-93#	Malik Hairston	2007	Evan Mobley	2021
Juwan Howard	1993-94#	Tajuan Porter	2007	Isaiah Mobley	2021
Trey Burke	2013#	Elgin Cook	2016		
Mitch McGary	2013	Jordan Bell	2017#		
Nik Stauskus	2013-14	Dillon Brooks	2017		
Caris LeVert	2014	Tyler dorsey	2017		

NCAA ALL-REGIONAL TEAMS

WASHINGTON

	YEAR
Bob Houbregs	1951-53
Joe Cipriano	1953
Doug McClary	1953
Detlef Schrempf	1984
Jamal Williams	2006

WISCONSIN

	YEAR
Jon Bryant	2000#
Mike Kelley	2000
Andy Kowske	2000
Clayton Hanson	2005
Alando Tucker	2005
Jordan Taylor	2012
Traevon Jackson	2014
Frank Kaminsky	2014#-15
Sam Dekker	2015#
Josh Gasser	2015

Region's Most Outstanding Player

* Due to NCAA sanctions, Michigan has vacated the records from the 1992 Final Four, the 1992-93, '95-96, '96-97, '97-98 and '98-99 seasons. The asterisk also denotes records, awards and other honors that have been vacated due to NCAA and U-M sanctions.

@Minnesota's 1972 NCAA Tournament appearance was vacated due to NCAA sanctions.

^ 2019-20 NCAA Tournament cancelled due to COVID-19 pandemic

NCAA YEAR-BY-YEAR RESULTS

1939

OHIO STATE 64, Wake Forest 52 (1st round)
OHIO STATE 53, Villanova 36 (semifinal)
Oregon 46, OHIO STATE 33 (championship)

1940

INDIANA 48, Springfield 24 (1st round)
INDIANA 39, Duquesne 30 (semifinal)
INDIANA 60, Kansas State 42 (championship)

1941

WISCONSIN 51, Dartmouth 50 (1st round)
WISCONSIN 36, Pittsburgh 30 (semifinal)
WISCONSIN 39, Washington State 34 (championship)

1942

Kentucky 46, ILLINOIS 44 (1st round)
Dartmouth 44, Penn State 39 ! (1st round)
Penn State 41, ILLINOIS 34 (regional 3rd place) !

1944

OHIO STATE 54, Tennessee 47 (1st round)
Dartmouth 60, OHIO STATE 53 (semifinal)

1945

OHIO STATE 45, Kentucky 37 (1st round)
New York 70, OHIO STATE 65 (OT) (semifinal)

1946

OHIO STATE 46, Harvard 38 (1st round)
North Carolina 60, OHIO STATE 57 (semifinal)
OHIO STATE 63, California 45 (3rd place)

1947

CCNY 70, WISCONSIN 56 (1st round)
WISCONSIN 50, Navy 49 (regional 3rd place)

1948

Holy Cross 63, MICHIGAN 45 (1st round)
MICHIGAN 66, Colorado 49 (regional 3rd place)

1949

ILLINOIS 71, Yale 67 (1st round)
Kentucky 76, ILLINOIS 47 (semifinal)
ILLINOIS 57, Oregon 53 (3rd place)

1950

CCNY 56, OHIO STATE 55 (1st round)
Bradley 73, UCLA 59 (1st round) !
OHIO STATE 72, Holy Cross 52 (regional 3rd place)
BYU 83, UCLA 62 (regional 3rd place) !

1951

ILLINOIS 79, Columbia 71 (1st round)
ILLINOIS 84, North Carolina State 70 (2nd round)
Kentucky 76, ILLINOIS 74 (national semifinal)
ILLINOIS 61, Oklahoma 46 (3rd place)

1952

ILLINOIS 80, Dayton 61 (1st round)
Kentucky 82, PENN STATE 54 (1st round) !
Santa Clara 68, UCLA 59 (1st round) !
NC State 69, PENN STATE 60 (regional third place) !
Oklahoma City 55, UCLA 53 (regional third place) !
ILLINOIS 74, Duquesne 68 (regional championship)
St. John's 61, ILLINOIS 59 (national semifinal)
ILLINOIS 67, Santa Clara 64 (3rd place)

1953

INDIANA 82, DePaul 80 (2nd round)
INDIANA 79, Notre Dame 66 (regional championship)
INDIANA 80, Louisiana State 67 (national semifinal)
INDIANA 69, Kansas 68 (championship)

1954

PENN STATE 62, Toledo 50 (1st round) !
Notre Dame 65, INDIANA 64 (2nd round)
PENN STATE 78, LSU 70 (2nd round) !
INDIANA 73, Louisiana State 62 (regional 3rd place)
PENN STATE 71, Notre Dame 63 (regional championship) !
LaSalle 69, PENN STATE 54 (national semifinal) !
PENN STATE 70, USC 61 (3rd place) !

1955

PENN STATE 59, Memphis 55 (1st round) !
IOWA 82, PENN STATE 53 (2nd round) !
Kentucky 84, PENN STATE 59 (regional 3rd place) !
IOWA 86, Marquette 81 (regional championship)
La Salle 76, IOWA 73 (national semifinal)
Colorado 75, IOWA 54 (3rd place)

1956

IOWA 97, Morehead 83 (2nd round)
San Francisco 72, UCLA 61 (2nd round) !
UCLA 94, Seattle 70 (regional 3rd place) !
IOWA 89, Kentucky 77 (regional championship)
IOWA 83, Temple 76 (national semifinal)
San Francisco 83, IOWA 71 (championship)

1957

MICHIGAN STATE 85, Notre Dame 83 (2nd round)
MICHIGAN STATE 80, Kentucky 68 (regional championship)
North Carolina 74, MICHIGAN STATE 70 (3OT)
(national semifinal)
San Francisco 67, MICHIGAN STATE 60 (3rd place)

1958

MARYLAND 88, Boston College 63 (regional quarterfinal) !
Notre Dame 94, INDIANA 87 (regional semifinal)
Temple 81, MARYLAND 67 (regional semifinal) !
INDIANA 98, Miami (OH) 91 (regional 3rd place)
MARYLAND 59, Manhattan 55 (3rd place) !

1959

MICHIGAN STATE 74, Marquette 69 (2nd round)
Louisville 88, MICHIGAN STATE 81 (regional championship)

1960

OHIO STATE 98, Western Kentucky 79 (2nd round)
OHIO STATE 86, Georgia Tech 69 (regional championship)
OHIO STATE 76, New York 54
(national semifinal)
OHIO STATE 75, California 55 (championship)

1961

OHIO STATE 56, Louisville 55 (2nd round)
OHIO STATE 87, Kentucky 74 (regional
championship)
OHIO STATE 95, St Joseph's (PA) 69 (national semifinal)
Cincinnati 70, OHIO STATE 65 (OT) (championship)

1962

OHIO STATE 93, Western Kentucky 73 (2nd round)
UCLA 73, Utah State 62 (2nd round) !
OHIO STATE 74, Kentucky 64 (regional
championship)
UCLA 88, Oregon State 69 (regional championship) !
OHIO STATE 84, Wake Forest 68 (national semifinal)

Cincinnati 72, UCLA 70 (national semifinal) !
Wake Forest 82, UCLA 80 (national 3rd place) !
Cincinnati 71, OHIO STATE 59 (championship)

1963

ILLINOIS 70, Bowling Green 67 (2nd round)
Arizona State 93, UCLA 79 (2nd round) !
San Francisco 76, UCLA 75 (regional 3rd place) !
Loyola (IL) 79, ILLINOIS 64 (regional championship)

1964

MICHIGAN 84, Loyola 80 (2nd round)
UCLA 95, Seattle 90 (2nd round) !
MICHIGAN 69, Ohio 57 (regional championship)
UCLA 76, San Francisco 72 (regional championship) !
Duke 91, MICHIGAN 80 (national semifinal)
UCLA 90, Kansas State 84 (national semifinal) !
MICHIGAN 100, Kansas State 90 (3rd place)
UCLA 98, Duke 83 (national championship) !

1965

Princeton 60, Penn State 58 (1st round) !
UCLA 100, BYU 76 (2nd round) !
MICHIGAN 98, Dayton 71 (2nd round)
MICHIGAN 87, Vanderbilt 85 (regional championship)
UCLA 101, San Francisco 93 (regional championship) !
MICHIGAN 93, Princeton 76 (national semifinal)
UCLA 108, Wichita state 89 (national semifinal) !
UCLA 91, MICHIGAN 80 (championship)

1966

MICHIGAN 80, Western Kentucky 79 (2nd round)
Kentucky 84, MICHIGAN 77 (regional championship)

1967

Virginia Tech 79, INDIANA 70 (2nd round)
UCLA 109, Wyoming 60 (2nd round) !
INDIANA 51, Tennessee 44 (regional 3rd place)
UCLA 80, Pacific 64 (regional championship) !
UCLA 73, Houston 58 (national semifinal) !
UCLA 79, Dayton 64 (national championship) !

1968

OHIO STATE 79, East Tennessee 72 (2nd round)
UCLA 58, New Mexico State 49 (2nd round) !
OHIO STATE 82, Kentucky 81 (regional championship)
UCLA 87, Santa Clara 66 (regional championship) !
North Carolina 80, OHIO STATE 66 (national semifinal)
UCLA 101, Houston 69 (national semifinal) !
OHIO STATE 89, Houston 85 (3rd place)
UCLA 78, North Carolina 55 (national championship) !

1969

PURDUE 91, Miami (OH) 71 (2nd round)
UCLA 53, New Mexico State 38 (2nd round) !
PURDUE 75, Marquette 73 (OT) (regional championship)
UCLA 90, Santa Clara 52 (regional championship) !
PURDUE 92, North Carolina 65 (national semifinal)
UCLA 85, Drake 82 (national semifinal) !
UCLA 92, PURDUE 72 (championship)

1970

Jacksonville 104, IOWA 103 (2nd round)
UCLA 88, Long Beach State 65 (2nd round) !
IOWA 121, Notre Dame 108 (regional 3rd place)
UCLA 101, Utah State 79 (regional championship) !
UCLA 93, New Mexico State 77 (national semifinal) !
UCLA 80, Jacksonville 69 (national championship) !

NCAA YEAR-BY-YEAR RESULTS

1971

OHIO STATE 60, Marquette 59 (2nd round)
UCLA 91, BYU 73 (2nd round) !
Western Kentucky 81, OHIO STATE 78 (OT)
(regional championship)
UCLA 57, Long Beach State 55 (regional championship) !
UCLA 68, Kansas 60 (national semifinal) !
UCLA 68, Villanova 62 (national championship) !

1972

Florida State 70, MINNESOTA 56 (2nd round)
UCLA 90, Weber State 58 (2nd round) !
MINNESOTA 77, Marquette 72 (regional 3rd place)
UCLA 73, Long Beach State 57 (regional championship) !
UCLA 96, Louisville 77 (national semifinal) !
UCLA 81, Florida state 76 (national championship) !

(Note: Minnesota's participation later voided by NCAA)

1973

INDIANA 75, Marquette 69 (regional semifinal)
MARYLAND 91, Syracuse 75 (regional semifinal) !
UCLA 98, Arizona State 81 (regional semifinal) !
INDIANA 72, Kentucky 65 (regional championship)
Providence 103, MARYLAND 89 (regional championship) !
UCLA 54, San Francisco 39 (regional championship) !
UCLA 70, INDIANA 59 (national semifinal)
INDIANA 97, Providence 79 (3rd place)
UCLA 87, Memphis 66 (national championship) !

1974

MICHIGAN 77, Notre Dame 68 (2nd round)
UCLA 111, Dayton 100 (3OT) (2nd round) !
Marquette 72, MICHIGAN 70 (regional championship)
UCLA 83, San Francisco 60 (regional championship) !
North Carolina State 80, UCLA 77 (2OT) (national semifinal) !
UCLA 78, Kansas 61 (national 3rd place)

1975

INDIANA 78, Texas-EI Paso 53 (1st round)
Maryland 83, Creighton 79 (1st round) !
UCLA 101, MICHIGAN 93 (OT) (1st round)
Louisville 91, RUTGERS 87 (1st round) !

INDIANA 81, Oregon State 71 (2nd round)
MARYLAND 83, Notre Dame 71 (2nd round) !
UCLA 67, Montana 64 (2nd round) !
Kentucky 92, INDIANA 90 (regional championship)
Louisville 96, MARYLAND 82 (regional championship) !
UCLA 89, Arizona State 75 (regional championship) !
UCLA 75, Louisville 74 (OT) (national semifinal) !
UCLA 92, Kentucky 85 (national championship) !

1976

INDIANA 90, St. John's 70 (1st round)
MICHIGAN 74, Wichita State 73 (1st round)
Rutgers 54, Princeton 53 (1st round) !
UCLA 74, San Diego State 64 (1st round) !
Missouri 69, WASHINGTON 67 (1st round) !
INDIANA 74, Alabama 69 (2nd round)
MICHIGAN 80, Notre Dame 76 (2nd round)
Rutgers 93, Connecticut 79 (2nd round) !
UCLA 70, Pepperdine 61 (2nd round) !
Rutgers 91, VMI 75 (regional championship) !
INDIANA 65, Marquette 56 (regional championship)
MICHIGAN 95, Missouri 88 (regional championship)
UCLA 82, Arizona 66 (regional championship) !
INDIANA 65, UCLA 51 (national semifinal) !
MICHIGAN 86, Rutgers 70 (national semifinal) !
UCLA 106, Rutgers 92 (3rd place) !
INDIANA 86, MICHIGAN 68 (championship)

1977

MICHIGAN 92, Holy Cross 81 (1st round)
North Carolina 69, PURDUE 66 (1st round)
UCLA 87, Louisville 76 (1st round) !
MICHIGAN 86, Detroit 81 (2nd round)
Idaho State 76, Louisville 75 (2nd round) !
UNC-Charlotte 75, MICHIGAN 68 (regional championship)

1978

INDIANA 63, Furman 62 (1st round)
MICHIGAN STATE 77, Providence 63 (1st round)
UCLA 83, Kansas 76 (1st round) !
Villanova 61, INDIANA 60 (2nd round)
MICHIGAN STATE 90, Western Kentucky 69 (2nd round)
Arkansas 74, UCLA 70 (2nd round) !
Kentucky 52, MICHIGAN STATE 49 (regional championship)

1979

Rutgers 64, Georgetown 58 (1st round) !
USC 86, Utah State 67 (1st round) !
Toledo 74, IOWA 72 (2nd round)
MICHIGAN STATE 95, Lamar 64 (2nd round)
St. John's 67, Rutgers 65 (2nd round) !
UCLA 76, Pepperdine 71 (2nd round) !
DePaul 89, USC 78 (2nd round) !
MICHIGAN STATE 87, Louisiana State 71 (regional semifinal)
UCLA 99, San Francisco 81 (regional semifinal) !
MICHIGAN STATE 80, Notre Dame 68 (regional final)
DePaul 95, UCLA 91 (regional final) !
MICHIGAN STATE 101, Pennsylvania 67 (national semifinal)
MICHIGAN STATE 75, Indiana State 64 (championship)

1980

IOWA 86, Virginia Commonwealth 72 (1st round)
PURDUE 90, La Salle 82 (1st round)
UCLA 87, Old Dominion 74 (1st round) !
INDIANA 69, Virginia Tech 59 (2nd round)
IOWA 77, North Carolina State 64 (2nd round)
Maryland 86, Tennessee 75 (2nd round) !
OHIO STATE 89, Arizona State 75 (2nd round)
PURDUE 87, St. John's 72 (2nd round)
UCLA 77, DePaul 71 (2nd round) !
PURDUE 76, INDIANA 69 (regional semifinal)
IOWA 88, Syracuse 77 (regional semifinal)
Georgetown 74, Maryland 68 (regional semifinal) !
UCLA 72, OHIO STATE 68 (regional semifinal) !
IOWA 81, Georgetown 80 (regional final)
PURDUE 68, Duke 60 (regional final)
UCLA 85, Clemson 74 (regional final) !
Louisville 80, IOWA 72 (national semifinal)
UCLA 67, PURDUE 62 (national semifinal) !
PURDUE 75, IOWA 58 (3rd and 4th place)
Louisville 59, UCLA 52 (national championship) !

1981

Maryland 81, Tennessee-Chattanooga 69 (1st round) !
ILLINOIS 67, Wyoming 65 (2nd round)
INDIANA 99, Maryland 64 (2nd round) !
Wichita State 60, IOWA 56 (2nd round)
BYU 78, UCLA 55 (2nd round) !
Kansas State 57, ILLINOIS 52 (regional semifinal)
INDIANA 87, Alabama-Birmingham 72 (regional semifinal)
INDIANA 78, St. Joseph's 46 (regional final)
INDIANA 67, Louisiana State 49 (national semifinal)
INDIANA 63, North Carolina 50 (championship)

1982

INDIANA 94, Robert Morris 62 (1st round)
IOWA 70, Northeast Louisiana 63 (1st round)
James Madison 55, OHIO STATE 48 (1st round)
Wyoming 61, USC 58 (1st round) !
Alabama-Birmingham 80, INDIANA 70 (2nd round)
Idaho 69, IOWA 67 (OT) (2nd round)
MINNESOTA 62, Chattanooga 61 (2nd round)
Louisville 67, MINNESOTA 61 (regional semifinal)

1983

Utah 52, ILLINOIS 49 (1st round)
IOWA 64, Utah State 59 (1st round)
Maryland 52, Tennessee-Chattanooga 51 (1st round) !
PURDUE 55, Robert Morris 53 (1st round)
Rutgers 60, Southwest Louisiana 53 (1st round) !
INDIANA 63, Oklahoma 49 (2nd round)
IOWA 77, Missouri 63 (2nd round)
Houston 60, Maryland 50 (2nd round) !
OHIO STATE 79, Syracuse 74 (2nd round)
Arkansas 78, PURDUE 68 (2nd round)
St. John's 67, Rutgers 65 (2nd round) !
Utah 67, UCLA 61 (2nd round) !
Kentucky 64, INDIANA 59 (regional semifinal)
Villanova 55, IOWA 54 (regional semifinal)
North Carolina 64, OHIO STATE 51 (regional semifinal)

1984

Washington 64, Nevada-Reno 54 (1st round) !
ILLINOIS 64, Villanova 56 (2nd round)
INDIANA 75, Richmond 67 (2nd round)
Maryland 102, West Virginia 77 (2nd round) !
Memphis State 66, PURDUE 48 (2nd round)
Washington 80, Duke 78 (2nd round) !
ILLINOIS 72, Maryland 70 (regional semifinal) !
INDIANA 72, North Carolina 68 (regional semifinal)
Dayton 64, Washington 58 (regional semifinal) !
Kentucky 54, ILLINOIS 51 (regional final)
Virginia 50, INDIANA 48 (regional final)

1985

ILLINOIS 76, Northeastern 57 (1st round)
Arkansas 63, IOWA 54 (1st round)
Maryland 69, Miami (Ohio) 68 (OT) (1st round) !
MICHIGAN 59, Fairleigh Dickinson 55 (1st round)
Alabama-Birmingham 70, MICHIGAN STATE 68 (1st round)
OHIO STATE 75, Iowa State 64 (1st round)
Auburn 59, PURDUE 58 (1st round)
Illinois State 58, USC 55 (1st round) !
Kentucky 66, Washington 58 (1st round) !
ILLINOIS 74, Georgia 58 (2nd round)
Maryland 64, Navy 59 (2nd round) !
Villanova 59, MICHIGAN 55 (2nd round)
Louisiana Tech 79, OHIO STATE 67 (2nd round)
Georgia Tech 61, ILLINOIS 53 (regional semifinal)
Villanova 46, Maryland 43 (regional semifinal) !

1986

ILLINOIS 75, Fairfield 51 (1st round)
Cleveland State 83, INDIANA 79 (1st round)
North Carolina State 66, IOWA 64 (1st round)
Maryland 69, Pepperdine 64 (1st round) !
MICHIGAN 70, Akron 64 (1st round)
MICHIGAN STATE 72, Washington 70 (1st round) !
Western Kentucky 67, Nebraska 59 (1st round) !
Louisiana State 94, PURDUE 87 (2 OT) (1st round)
Alabama 58, ILLINOIS 56 (2nd round)
UNLV 70, Maryland 64 (2nd round) !
Iowa State 72, MICHIGAN 69 (2nd round)
MICHIGAN STATE 80, Georgetown 68 (2nd round)
Kansas 96, MICHIGAN STATE 86 (OT) (regional semifinal)

NCAA YEAR-BY-YEAR RESULTS

1987

Austin Peay 68, ILLINOIS 67 (1st round)
INDIANA 92, Fairfield 58 (1st round)
IOWA 99, Santa Clara 76 (1st round)
MICHIGAN 97, Navy 82 (1st round)
OHIO STATE 91, Kentucky 77 (1st round)
PURDUE 104, Northeastern 95 (1st round)
UCLA 82, Central Michigan 73 (1st round) !
INDIANA 107, Auburn 90 (2nd round)
IOWA 84, Texas-El Paso 82 (2nd round)
North Carolina 109, MICHIGAN 97 (2nd round)
Georgetown 82, OHIO STATE 79 (2nd round)
Florida 85, PURDUE 66 (2nd round)
Wyoming 78, UCLA 68 (2nd round) !
INDIANA 88, Duke 82 (regional semifinal)
IOWA 93, Oklahoma 91 (OT) (regional semifinal)
INDIANA 77, Louisiana State 76 (regional final)
Nevada-Las Vegas 84, IOWA 81 (regional final)
INDIANA 97, Nevada-Las Vegas 93 (national semifinal)
INDIANA 74, Syracuse 73 (championship)

1988

ILLINOIS 81, Texas-San Antonio 72 (1st round)
Richmond 72, INDIANA 69 (1st round)
IOWA 102, Florida State 98 (1st round)
Maryland 92, UC Santa Barbara 82 (1st round) !
MICHIGAN 63, Boise State 58 (1st round)
PURDUE 94, Fairleigh-Dickinson 79 (1st round)
Villanova 66, ILLINOIS 63 (2nd round)
IOWA 104, Nevada-Las Vegas 86 (2nd round)
Kentucky 90, Maryland 81 (2nd round) !
MICHIGAN 108, Florida 69 (2nd round)
PURDUE 100, Memphis State 73 (2nd round)
Arizona 99, IOWA 79 (regional semifinal)
North Carolina 78, MICHIGAN 69 (regional semifinal)
Kansas State 73, PURDUE 70 (regional semifinal)

1989

ILLINOIS 77, McNeese State 71 (1st round)
INDIANA 99, George Mason 85 (1st round)
IOWA 87, Rutgers 73 (1st round) !
MICHIGAN 92, Xavier 87 (1st round)
MINNESOTA 86, Kansas State 75 (1st round)
UCLA 84, Iowa State 74 (1st round) !
ILLINOIS 72, Ball State 60 (2nd round)
INDIANA 92, Texas-El Paso 69 (2nd round)
North Carolina State 102, IOWA 96 (2 OT) (2nd round)
MICHIGAN 91, South Alabama 82 (2nd round)
MINNESOTA 80, Siena 67 (2nd round)
North Carolina 88, UCLA 81 (2nd round) !
ILLINOIS 83, Louisville 69 (regional semifinal)
Seton Hall 78, INDIANA 65 (regional semifinal)
MICHIGAN 92, North Carolina 87 (regional semifinal)
Duke 87, MINNESOTA 70 (regional semifinal)
ILLINOIS 89, Syracuse 86 (regional final)
MICHIGAN 102, Virginia 65 (regional final)
MICHIGAN 83, ILLINOIS 81 (national semifinal)
MICHIGAN 80, Seton Hall 79 (OT) (championship)

1990

Dayton 88, ILLINOIS 86 (1st round)
California 65, INDIANA 63 (1st round)
MICHIGAN 76, Illinois State 70 (1st round)
MICHIGAN STATE 75, Murray State 71 (OT) (1st round)
MINNESOTA 64, Texas-El Paso 61 (1st round)
OHIO STATE 84, Providence 83 (OT) (1st round)
PURDUE 75, Northeast Louisiana 63 (1st round)
UCLA 68, UAB 56 (1st round) !
Loyola Marymount 149, MICHIGAN 115 (2nd round)
MICHIGAN STATE 62, UC-Santa Barbara 58 (2nd round)
MINNESOTA 81, Northern Iowa 78 (2nd round)
Nevada-Las Vegas 76, OHIO STATE 65 (2nd round)
Texas 73, PURDUE 72 (2nd round)
UCLA 71, Kansas 70 (2nd round) !
Georgia Tech 81, MICHIGAN STATE 80 (OT) (regional semifinal)
MINNESOTA 82, Syracuse 75 (regional semifinal)
Duke 90, UCLA 81 (regional semifinal) !
Georgia Tech 93, MINNESOTA 91 (regional final)

1991

INDIANA 79, Coastal Carolina 69 (1st round)
IOWA 76, East Tennessee State 73 (1st round)
MICHIGAN STATE 60, UW-Green Bay 58 (1st round)
Xavier 89, Nebraska 84 (1st round) !
OHIO STATE 97, Towson State 86 (1st round)
Penn State 74, UCLA 69 (1st round) !
Temple 80, PURDUE 63 (1st round)
Arizona State 79, Rutgers 76 (1st round) !
Florida State 75, USC 70 (1st round) !
INDIANA 82, Florida State 60 (2nd round)
Duke 85, IOWA 70 (2nd round)
Utah 85, MICHIGAN STATE 84 (2 OT) (2nd round)
OHIO STATE 65, Georgia Tech 61 (2nd round)
Eastern Michigan 71, Penn State 68 (OT) (2nd round) !
Kansas 83, INDIANA 65 (regional semifinal)
St. John's 91, OHIO STATE 74 (regional semifinal)

1992*

INDIANA 94, Eastern Illinois 55 (1st round)
IOWA 98, Texas 92 (1st round)
MICHIGAN 73, Temple 66 (1st round)
MICHIGAN STATE 61, Southwest Missouri State 54 (1st round)
Connecticut 86, Nebraska 65 (1st round) !
OHIO STATE 83, Mississippi Valley State 56 (1st round)
UCLA 73, Robert Morris 53 (1st round) !
USC 84, Louisiana-Monroe 54 (1st round) !
INDIANA 89, Louisiana State 79 (2nd round)
Duke 75, IOWA 62 (2nd round)
MICHIGAN 102, East Tennessee State 90 (2nd round)
Cincinnati 77, MICHIGAN STATE 65 (2nd round)
OHIO STATE 78, Connecticut 55 (2nd round)
UCLA 85, Louisville 69 (2nd round) !
Georgia Tech 79, USC 78 (2nd round) !
INDIANA 85, Florida State 78 (regional semifinal)
MICHIGAN 75, Oklahoma State 72 (regional semifinal)
OHIO STATE 80, North Carolina 73 (regional semifinal)
UCLA 85, New Mexico State 78 (regional semifinal) !
INDIANA 106, UCLA 79 (regional final) !
MICHIGAN 75, OHIO STATE 72 (OT) (regional final)
Duke 81, INDIANA 78 (national semifinal)
MICHIGAN 76, Cincinnati 72 (national semifinal)*
Duke 71, MICHIGAN 51 (championship)*

1993*

ILLINOIS 75, Long Beach State 72 (1st round)
INDIANA 97, Wright State 54 (1st round)
IOWA 82, Northeast Louisiana 69 (1st round)
MICHIGAN 84, Coastal Carolina 53 (1st round)*
New Mexico State 93, Nebraska 79 (1st round) !
Rhode Island 74, PURDUE 68 (1st round)
UCLA 81, Iowa State 70 (1st round) !
Vanderbilt 85, ILLINOIS 68 (2nd round)
INDIANA 73, Xavier (OH) 70 (2nd round)
Wake Forest 84, IOWA 78 (2nd round)
MICHIGAN 86, UCLA 84 (OT) (2nd round) !*
INDIANA 82, Louisville 69 (regional semifinal)
MICHIGAN 72, George Washington 64 (regional semifinal)*
Kansas 83, INDIANA 77 (regional final)
MICHIGAN 77, Temple 72 (regional final)*
MICHIGAN 81, Kentucky 78 (OT) (national semifinal)*
North Carolina 77, MICHIGAN 71 (championship)*

1994#

Georgetown 84, ILLINOIS 77 (1st round)
INDIANA 84, Ohio 72 (1st round)
Maryland 74, St. Louis 67 (1st round) !
MICHIGAN 78, Pepperdine 74 (OT) (1st round)
MICHIGAN STATE 84, Seton Hall 73 (1st round)
Pennsylvania 90, Nebraska 80 (1st round) !
PURDUE 98, Central Florida 67 (1st round)
WISCONSIN 80, Cincinnati 70 (1st round)
Tulsa 112, UCLA 102 (1st round) !
INDIANA 67, Temple 58 (2nd round)
Maryland 95, Massachusetts 87 (2nd round) !
MICHIGAN 84, Texas 79 (2nd round)
Duke 85, MICHIGAN STATE 74 (2nd round)
PURDUE 83, Alabama 73 (2nd round)
Missouri 109, WISCONSIN 96 (2nd round)
Boston College 77, INDIANA 68 (regional semifinal)
MICHIGAN 78, Maryland 71 (regional semifinal) !
PURDUE 83, Kansas 78 (regional semifinal)
Arkansas 76, MICHIGAN 68 (regional final)
Duke 69, PURDUE 60 (regional final)

1995#

Tulsa 68, ILLINOIS 62 (1st round)
Missouri 65, INDIANA 60 (1st round)
Maryland 87, Gonzaga 63 (1st round) !
Western Kentucky 82, MICHIGAN 76 (OT) (1st round)
Weber State 79, MICHIGAN STATE 72 (1st round)
PURDUE 49, Wisconsin-Green Bay 48 (1st round)
Texas 90, Oregon 73 (1st round) !
UCLA 92, FIU 56 (1st round) !
Maryland 82, Texas 68 (2nd round) !
Memphis 75, PURDUE 73 (2nd round)
UCLA 75, Missouri 74 (2nd round) !
Connecticut 99, Maryland 89 (regional semifinal) !
UCLA 86, Mississippi State 67 (regional semifinal) !
UCLA 102, Connecticut 96 (regional final) !
UCLA 74, Oklahoma State 61 (national semifinal) !
UCLA 89, Arkansas 78 (national championship) !

1996&*

Boston College 64, INDIANA 51 (1st round)
IOWA 81, George Washington 79 (1st round)
Santa Clara 91, Maryland 79 (1st round) !
Texas 80, MICHIGAN 76 (1st round)*
Arkansas 86, PENN STATE 80 (1st round)
PURDUE 73, Western Carolina 71 (1st round)
Princeton 43, UCLA 41 (1st round) !
Arizona 87, IOWA 73 (2nd round)
Georgia 76, PURDUE 69 (2nd round)

NCAA YEAR-BY-YEAR RESULTS

1997#

ILLINOIS 90, USC 77 (1st round) !
Colorado 80, INDIANA 62 (1st round)
IOWA 73, Virginia 60 (1st round)
Charleston 75, Maryland 66 (1st round) !
PURDUE 83, Rhode Island 76 (1st round)
Texas 71, WISCONSIN 58 (1st round)
UCLA 109, College of Charleston 75 (1st round) !
Chattanooga 75, ILLINOIS 63 (2nd round)
Kentucky 75, IOWA 69 (2nd round)
Kansas 75, PURDUE 61 (2nd round)
UCLA 96, Xavier 83 (2nd round) !
UCLA 74, Iowa State 73 (OT) (regional semifinal) !
Minnesota 80, UCLA 72 (regional final) !

1998*

ILLINOIS 64, South Alabama 51 (1st round)
INDIANA 94, Oklahoma 87 (OT) (1st round)
Maryland 82, Utah State 68 (1st round) !
MICHIGAN 80, Davidson 61 (1st round)*
MICHIGAN STATE 83, Eastern Michigan 71 (1st round)
Arkansas 74, Nebraska 65 (1st round) !
PURDUE 95, Delaware 56 (1st round)
UCLA 65, Miami 62 (1st round) !
Washington 69, Xavier 68 (1st round) !
Maryland 67, ILLINOIS 61 (2nd round) !
Connecticut 78, INDIANA 68 (2nd round)
UCLA 85, MICHIGAN 82 (2nd round) !*
MICHIGAN STATE 63, Princeton 56 (2nd round)
PURDUE 80, Detroit 65 (2nd round)
Washington 81, Richmond 66 (2nd round) !
Arizona 87, MARYLAND 79 (regional semifinal) !
North Carolina 73, MICHIGAN STATE 58 (regional semifinal)
Stanford 67, PURDUE 59 (regional semifinal)
Kentucky 94, UCLA 68 (regional semifinal) !
Connecticut 75, Washingto 74 (regional semifinal) !

1999#@

INDIANA 108, George Washington 88 (1st round)
IOWA 77, Alabama-Birmingham 64 (1st round)
Maryland 82, Valparaiso 60 (1st round) !
MICHIGAN STATE 76, Mt. St. Mary's 53 (1st round)
OHIO STATE 72, Murray State 58 (1st round)@
PURDUE 58, Texas 54 (1st round)
SW Missouri St. 43, WISCONSIN 32 (1st round)
Detroit 56, UCLA 53 (1st round) !
Miami (Ohio) 59, Washington 58 (1st round) !
St. John's 86, INDIANA 61 (2nd round)
IOWA 82, Arkansas 72 (2nd round)
Maryland 75, Creighton 63 (2nd round) !
MICHIGAN STATE 74, Mississippi 66 (2nd round)
OHIO STATE 75, Detroit 44 (2nd round)@
PURDUE 73, Miami 63 (2nd round)
Connecticut 78, IOWA 68 (regional semifinal)
St. John's 76, Maryland 63 (regional semifinal) !
MICHIGAN STATE 54, Oklahoma 46 (regional semifinal)
OHIO STATE 72, Auburn 64 (regional semifinal)@
Temple 77, PURDUE 55 (regional semifinal)
MICHIGAN STATE 73, Kentucky 66 (regional final)
OHIO STATE 77, St. John's 74 (regional final)@
Duke 68, MICHIGAN STATE 62 (national semifinal)
Connecticut 64, OHIO STATE 58 (national semifinal)@

2000@

ILLINOIS 68, Pennsylvania 58 (1st round)
Pepperdine 77, INDIANA 57 (1st round)
Maryland 74, Iona 59 (1st round) !
MICHIGAN STATE 65, Valparaiso 38 (1st round)
OHIO STATE 87, Appalachian State 61 (1st round)@
PURDUE 62, Dayton 61 (1st round)
WISCONSIN 66, Fresno State 56 (1st round)

Seton Hall 72, Oregon 71 (1st round) !
UCLA 65, Ball State 57 (1st round) !
Florida 93, ILLINOIS 76 (2nd round)
UCLA 105, Maryland 70 (2nd round) !
MICHIGAN STATE 73, Utah 61 (2nd round)
Miami 75, OHIO STATE 62 (2nd round)@
PURDUE 66, Oklahoma 62 (2nd round)
WISCONSIN 66, Arizona 59 (2nd round)
MICHIGAN STATE 73, Syracuse 58 (regional semifinal)
PURDUE 75, Gonzaga 66 (regional semifinal)
WISCONSIN 61, LSU 48 (regional semifinal)
Iowa State 80, UCLA 56 (regional semifinal) !
MICHIGAN STATE 75, Iowa State 64 (regional final)
WISCONSIN 64, PURDUE 60 (regional final)
MICHIGAN STATE 53, WISCONSIN 41 (national semifinal)
MICHIGAN STATE 89, Florida 76 (championship)

2001@

ILLINOIS 96, Northwestern State 54 (1st round)
Kent State 77, INDIANA 73 (1st round)
IOWA 69, Creighton 56 (1st round)
Maryland 83, George Mason 80 (1st round) !
MICHIGAN STATE 69, Alabama State 35 (1st round)
Utah State 77, OHIO STATE 68 (OT) (1st round)@
PENN STATE 69, Providence 59 (1st round)
Georgia State 50, WISCONSIN 49 (1st round)
UCLA 61, Hofstra 48 (1st round) !
USC 69, Oklahoma State 54 (1st round) !
ILLINOIS 79, Charlotte 61 (2nd round)
Kentucky 92, IOWA 79 (2nd round)
Maryland 79, Georgia State 60 (2nd round) !
MICHIGAN STATE 81, Fresno State 65 (2nd round)
PENN STATE 82, North Carolina 74 (2nd round)
UCLA 75, Utah State 50 (2nd round) !
USC 74, Boston College 71 (2nd round) !
ILLINOIS 80, Kansas 64 (regional semifinal)
Maryland 76, Georgetown 66 (regional semifinal) !
MICHIGAN STATE 77, Gonzaga 62 (regional semifinal)
Temple 84, PENN STATE 72 (regional semifinal)
Duke 76, UCLA 63 (regional semifinal) !
USC 80, Kentucky 76 (regional semifinal) !
Arizona 87, ILLINOIS 81 (regional final)
Maryland 87, Stanford 73 (regional final) !
MICHIGAN STATE 69, Temple 62 (regional final)
Duke 79, USC 69 (regional final) !
Duke 95, Maryland 84 (national semifinal) !
Arizona 80, MICHIGAN STATE 61 (national semifinal)

2002@

ILLINOIS 93, San Diego State 64 (1st round)
INDIANA 75, Utah 56 (1st round)
Maryland 85, Siena 70 (1st round) !
North Carolina St. 69, MICHIGAN STATE 58 (1st round)
OHIO STATE 69, Davidson 64 (1st round)@
WISCONSIN 80, St. John's 70 (1st round)
Oregon 81, montana 61 (1st round) !
UCLA 80, Mississippi 58 (1st round) !
UNC-Wilmington 93, USC 89 (OT) (1st round) !
ILLINOIS 72, Creighton 60 (2nd round)
INDIANA 76, UNC-Wilmington 67 (2nd round)
Maryland 87, WISCONSIN 57 (2nd round) !
Missouri 83, OHIO STATE 67 (2nd round)@
Maryland 87, WISCONSIN 57 (2nd round) !
Oregon 92, Wake Forest 87 (2nd round) !
UCLA 105, Cincinnati 101 (2OT) (2nd round) !
Kansas 73, ILLINOIS 69 (regional semifinal)
INDIANA 74, Duke 73 (regional semifinal)
Maryland 78, Kentucky 68 (regional semifinal) !
Oregon 72, Texas 70 (regional semifinal) !
Missouri 82, UCLA 73 (regional semifinal) !
INDIANA 81, Kent State 69 (regional final)

Maryland 90, Connecticut 82 (regional final) !
Kansas 104, Oregon 86 (regional final) !
INDIANA 73, Oklahoma 64 (national semifinal)
Maryland 97, Kansas 88 (national semifinal) !
Maryland 64, INDIANA 52 (championship) !

2003

ILLINOIS 65, Western Kentucky 60 (1st round)
INDIANA 67, Alabama 62 (1st round)
Maryland 75, UNC-Wilmington 73 (1st round) !
MICHIGAN STATE 79, Colorado 64 (1st round)
PURDUE 80, Louisiana State 56 (1st round)
WISCONSIN 81, Weber State 74 (1st round)
Utah 60, Oregon 58 (1st round) !
Notre Dame 68, ILLINOIS 60 (2nd round)
Pittsburgh 74, INDIANA 52 (2nd round)
Maryland 77, Xavier 64 (2nd round) !
MICHIGAN STATE 68, Florida 46 (2nd round)
Texas 77, PURDUE 67 (2nd round)
WISCONSIN 61, Tulsa 60 (2nd round)
MICHIGAN STATE 60, Maryland 58 (regional semifinal) !
Kentucky 63, WISCONSIN 57 (regional semifinal)
Texas 85, MICHIGAN STATE 76 (regional final)

2004

ILLINOIS 72, Murray State 53 (1st round)
Maryland 86, UTEP 83 (1st round) !
Nevada 72, MICHIGAN STATE 66 (1st round)
WISCONSIN 76, Richmond 64 (1st round)
UAB 102, Washington 100 (1st round) !
ILLINOIS 92, Cincinnati 68 (2nd round)
Syracuse 72, Maryland 70 (2nd round) !
Pittsburgh 59, WISCONSIN 55 (2nd round)
Duke 72, ILLINOIS 62 (regional semifinal)

2005

ILLINOIS 67, Fairleigh Dickinson 55 (1st round)
Cincinnati 76, IOWA 54 (1st round)
MICHIGAN STATE 89 Old Dominion, 81 (1st round)
Iowa State 64, MINNESOTA 53 (1st round)
WISCONSIN 57, Northern Iowa 52 (1st round)
Texas Tech 78, UCLA 66 (1st round) !
Washington 88 Montana 77 (1st round) !
ILLINOIS 71, Nevada 59 (2nd round)
MICHIGAN STATE 72 Vermont 61 (2nd round)
WISCONSIN 71, Bucknell 62 (2nd round)
Washington 97, Pacific 79 (2nd round) !
ILLINOIS 77, UW-Milwaukee 63 (regional semifinal)
MICHIGAN STATE 78, Duke 68 (regional semifinal)
WISCONSIN 65, NC State 56 (regional semifinal)
Louisville 93, Washington 79 (regional semifinal)
ILLINOIS 90, Arizona 89 (OT) (regional final)
MICHIGAN STATE 94, Kentucky 88 (2OT) (regional final)
North Carolina 88, WISCONSIN 82 (regional final)
ILLINOIS 72, Louisville 57 (national semifinal)
North Carolina 87, MICHIGAN STATE 71 (national semifinal)
North Carolina 75, ILLINOIS 70 (championship)

NCAA YEAR-BY-YEAR RESULTS

2006

ILLINOIS 78, Air Force 69 (1st round)
INDIANA 87, San Diego State 83 (1st round)
Northwestern State 64, IOWA 63 (1st round)
George Mason 75, MICHIGAN STATE 65 (1st round)
OHIO STATE 70, Davidson 62 (1st round)
Arizona 94, WISCONSIN 75 (1st round)
UCLA 78, Belmont 44 (1st round) !
Washington 75, Utah State 61 (1st round) !
Washington 67, ILLINOIS 64 (2nd round) !
Gonzaga 90, INDIANA 80 (2nd round)
Georgetown 70, OHIO STATE 52 (2nd round)
UCLA 62, Alabama 59 (2nd round) !
UCLA 73, Gonzaga 71 (regional semifinal) !
Connecticut 98, Washington 92 (regional semifinal) !
UCLA 50, Memphis 45 (regional final) !
UCLA 59, LSU 45 (national semifinal) !
Florida 73, UCLA 57 (national championship)

2007

Virginia Tech 54, ILLINOIS, 52 (1st round)
INDIANA 70, Gonzaga 57 (1st round)
Maryland 82, Davidson 70 (1st round) !
MICHIGAN STATE 61, Marquette 49 (1st round)
OHIO STATE 78, Central Connecticut State 57 (1st round)
PURDUE 72, Arizona 63 (1st round)
WISCONSIN 76, Texas A&M-C.C. 63 (1st round)
Oregon 58, Miami (Ohio) 56 (1st round) !
UCLA 70, Weber State 42 (1st round) !
USC 77, Arkansas 60 (1st round) !
UCLA 54, INDIANA 49 (2nd round) !
Butler 62, Maryland 59 (2nd round) !
North Carolina 81, MICHIGAN STATE 67 (2nd round)
OHIO STATE 78, Xavier 71 (OT) (2nd round)
Florida 74, PURDUE 67 (2nd round)
UNLV 74, WISCONSIN 68 (2nd round)
Oregon 75, Winthrop 61 (2nd round) !
USC 87, Texas 68 (2nd round) !
OHIO STATE 85, Tennessee, 84 (regional semifinal)
Oregon 76, UNLV 72 (regional semifinal) !
UCLA 64, Pittsburgh 55 (regional semifinal) !
North Carolina 74, USC 64 (regional semifinal) !
OHIO STATE 92, Memphis 76 (regional final)
Florida 85, Oregon 77 (regional final) !
UCLA 68, Kansas 55 (regional final) !
OHIO STATE 67, Georgetown 60 (national semifinal)
Florida 76, UCLA 66 (national semifinal) !
Florida 84, OHIO STATE 75 (championship)

2008

Arkansas 86, INDIANA 72 (1st round)
MICHIGAN STATE 72, Temple 61 (1st round)
PURDUE 90, Baylor 79 (1st round)
WISCONSIN 71, Cal-State Fullerton 56 (1st round)
Mississippi State 76, Oregon 69 (1st round) !
UCLA 70, Mississippi Valley State 29 (1st round) !
MICHIGAN STATE 65, Pittsburgh 54 (2nd round)
Xavier 85, PURDUE 78 (2nd round)
WISCONSIN 72, Kansas State 55 (2nd round)
UCLA 51, Texas A&M 49 (2nd round) !
Memphis 92, MICHIGAN STATE 74 (regional semifinal)
Davidson 73, WISCONSIN 56 (regional semifinal)
UCLA 88, Western Kentucky 27 (regional semifinal) !
UCLA 76, Xavier 57 (regional final) !
MEMPHIS 78, UCLA 63 (national semifinal) !

2009

Western Kentucky 76, ILLINOIS 72 (1st round)
Maryland 71, California 60 (1st round) !
MICHIGAN 62, Clemson 59 (1st round)
MICHIGAN STATE 77, Robert Morris 62 (1st round)
Texas 76, MINNESOTA 62 (1st round)
Siena 74, OHIO STATE 72 (2OT) (1st round)
PURDUE 61, Northern Iowa 56 (1st round)
WISCONSIN 61, Florida State 59 (OT) (1st round)
UCLA 65, VCU 64 (1st round) !
USC 72, Boston College 55 (1st round) !
Washington 71, Mississippi State 58 (1st round) !
Memphis 89, Maryland 70 (2nd round) !
Oklahoma 73, MICHIGAN 63 (2nd round)
MICHIGAN STATE 74, USC 69 (2nd round) !
PURDUE 76, Washington 74 (2nd round) !
Xavier 60, WISCONSIN 49 (2nd round)
Villanova 89, UCLA 69 (2nd round) !
MICHIGAN STATE 67, Kansas 62 (regional semifinal)
Connecticut 70, PURDUE 62 (regional semifinal)
MICHIGAN STATE 64, Louisville 52 (regional final)
MICHIGAN STATE 82, Connecticut 72 (national semifinal)
North Carolina 89, MICHIGAN STATE 73 (championship)

2010

Maryland 89, Houston 77 (1st round) !
MICHIGAN STATE 70, New Mexico State 67 (1st round)
Xavier 65, MINNESOTA 54 (1st round)
OHIO STATE 68, UC Santa Barbara 51 (1st round)
PURDUE 72, Siena 64 (1st round)
WISCONSIN 53, Wofford 49 (1st round)
Washington 80, Marquette 76 (1st round) !
MICHIGAN STATE 85, Maryland 83 (2nd round) !
OHIO STATE 75, Georgia Tech 66 (2nd round)
PURDUE 63, Texas A&M 61 (OT) (2nd round)
Cornell 87, WISCONSIN 69 (2nd round)
Washington 82, New Mexico 64 (2nd round) !
MICHIGAN STATE 59, Northern Iowa 52 (regional semifinal)
Tennessee 76, OHIO STATE 73 (regional semifinal)
Duke 70, PURDUE 57 (regional semifinal)
West Virginia 69, Washington 56 (regional semifinal) !
MICHIGAN STATE 70, Tennessee 69 (regional final)
Butler 52, MICHIGAN STATE 50 (national semifinal)

2011

VCU 73, USC 65 (1st round) !
ILLINOIS 73, UNLV 62 (2nd round)
MICHIGAN 75, Tennessee 45 (2nd round)
UCLA 78, MICHIGAN STATE, 76 (2nd round) !
OHIO STATE 75, UTSA 46 (2nd round)
Temple 66, PENN STATE 64 (2nd round)
PURDUE 65, Saint Peter's 43 (2nd round)
WISCONSIN 72, Belmont 58 (2nd round)
Washington 68, Georgia 65 (2nd round) !
Kansas 73, ILLINOIS 59 (3rd round)
Duke 73, MICHIGAN 71 (3rd round)
OHIO STATE 98, George Mason 66 (3rd round)
VCU 94, PURDUE 76 (3rd round)
WISCONSIN 70, Kansas State 65 (3rd round)
Florida 73, UCLA 65 (3rd round) !
North Carolina 86, Washington 83 (3rd round) !
Kentucky 62, OHIO STATE 60 (regional semifinal)
Butler 61, WISCONSIN 54 (regional semifinal)

2012

INDIANA 79, New Mexico State 66 (2nd round)
Ohio 65, MICHIGAN 60 (2nd round)
MICHIGAN STATE 89, LIU Brooklyn 67 (2nd round)
OHIO STATE 78, Loyola Maryland 59 (2nd round)
PURDUE 72, St. Mary's (CA) 69 (2nd round)
WISCONSIN 73, Montana 49 (2nd round)
INDIANA 63, VCU 61 (3rd round)
MICHIGAN STATE 65, Saint Louis 61 (3rd round)
OHIO STATE 73, Gonzaga 66 (3rd round)
Kansas 63, PURDUE 60 (3rd round)
WISCONSIN 60, Vanderbilt 57 (3rd round)
Kentucky 102, INDIANA 90 (regional semifinal)
Louisville 57, MICHIGAN STATE 44 (regional semifinal)
OHIO STATE 81, Cincinnati 66 (regional semifinal)
Syracuse 64, WISCONSIN 63 (regional semifinal)
OHIO STATE 77, Syracuse 70 (regional final)
Kansas 64, OHIO STATE 62 (national semifinal)

2013

ILLINOIS 57, Colorado 49 (2nd round)
INDIANA 83, James Madison 62 (2nd round)
MICHIGAN 71, South Dakota State 56 (2nd round)
MICHIGAN STATE 65, Valparaiso 54 (2nd round)
MINNESOTA 83, UCLA 63 (2nd round) !
OHIO STATE 95, Iona 70 (2nd round)
Mississippi 57, WISCONSIN 46 (2nd round)
Oregon 60, Oklahoma State 55 (2nd round) !
Miami (Fla.) 63, ILLINOIS 59 (3rd round)
INDIANA 58, Temple 52 (3rd round)
MICHIGAN 78, VCU 53 (3rd round)
MICHIGAN STATE 70, Memphis 48 (3rd round)
Florida 78, MINNESOTA 64 (3rd round)
OHIO STATE 78, Iowa State 75 (3rd round)
Oregon 74, Saint Louis 57 (3rd round) !
Syracuse 61, INDIANA 50 (regional semifinal)
MICHIGAN 87, Kansas 85 (OT) (regional semifinal)
Duke 71, MICHIGAN STATE 61 (regional semifinal)
OHIO STATE 73, Arizona 70 (regional semifinal)
Louisville 77, Oregon 69 (regional semifinal) !
MICHIGAN 79, Florida 59 (regional final)
Wichita State 70, OHIO STATE 66 (regional final)
MICHIGAN 61, Syracuse 56 (national semifinal)
Louisville 82, MICHIGAN 76 (championship)

2014

Tennessee 78, IOWA 65 (OT) (1st round)
MICHIGAN 57, Wofford 40 (2nd round)
MICHIGAN STATE 93, Delaware 78 (2nd round)
Baylor 74, NEBRASKA 60 (2nd round)
Dayton 60, OHIO STATE 59 (2nd round)
WISCONSIN 75, American 35 (2nd round)
Oregon 87, BYU 68 (2nd round) !
UCLA 76, Tulsa 59 (2nd round) !
MICHIGAN 79, Texas 65 (3rd round)
MICHIGAN STATE 80, Harvard 73 (3rd round)
WISCONSIN 85, Oregon 77 (3rd round) !
UCLA 77, Stephen F. Austin 60 (3rd round) !
MICHIGAN 73, Tennessee 71 (regional semifinal)
MICHIGAN STATE 61, Virginia 59 (regional semifinal)
WISCONSIN 69, Baylor 52 (regional semifinal)
Florida 79, UCLA 68 (regional semifinal)
Kentucky 75, MICHIGAN 72 (regional final)
Connecticut 60, MICHIGAN STATE 54 (regional final)
WISCONSIN 64, Arizona 63 (OT) (regional final)
Kentucky 74, WISCONSIN 73 (national semifinal)

NCAA YEAR-BY-YEAR RESULTS

2015

Wichita State 81, INDIANA 76 (2nd round)
IOWA 83, Davidson 52 (2nd round)
MARYLAND 65, Valparaiso 62 (2nd round)
MICHIGAN STATE 70, Georgia 63 (2nd round)
OHIO STATE 75, VCU 72 (OT) (2nd round)
Cincinnati 66, PURDUE 65 (OT) (2nd round)
WISCONSIN 86, Coastal Carolina 72 (2nd round)
Oregon 79, Oklahoma State 73 (2nd round) !
UCLA 60, SMU 59 (2nd round) !
Gonzaga 87, IOWA 68 (3rd round)
West Virginia 69, MARYLAND 59 (3rd round)
MICHIGAN STATE 60, Virginia 54 (3rd round)
Arizona 73, OHIO STATE 58 (3rd round)
WISCONSIN 72, Oregon 65 (3rd round) !
UCLA 92, UAB 75 (3rd round) !
MICHIGAN STATE 62, Oklahoma 58 (regional semifinal)
WISCONSIN 79, North Carolina 72 (regional semifinal)
Gonzaga 74, UCLA 62 (regional semifinal) !
MICHIGAN STATE 76, Louisville 70 (OT) (regional final)
WISCONSIN 85, Arizona 78 (regional final)
Duke 81, MICHIGAN STATE 61 (national semifinal)
WISCONSIN 71, Kentucky 64 (national semifinal)
Duke 68, WISCONSIN 63 (championship)

2016

MICHIGAN 67, Tulsa 62 (First Four)
INDIANA 99, Chattanooga 74 (1st round)
IOWA 72, Temple 70 (OT) (1st round)
MARYLAND 79, South Dakota State 74 (1st round)
Notre Dame 70, MICHIGAN 63 (1st round)
Middle Tennessee 90, MICHIGAN STATE 81 (1st round)
Arkansas-Little Rock 85, PURDUE 83 (2OT) (1st round)
WISCONSIN 47, Pittsburgh 43 (1st round)
Oregon 91, Holy Cross 52 (1st round) !
Providence 70, USC 69 (1st round) !
INDIANA 73, Kentucky 67 (2nd round)
Villanova 87, IOWA 68 (2nd round)
MARYLAND 73, Hawaii 60 (2nd round)
WISCONSIN 66, Xavier 63 (2nd round)
Oregon 69, Saint Joseph's 64 (2nd round) !
North Carolina 101, INDIANA 86 (regional semifinal)
Kansas 79, MARYLAND 63 (regional semifinal)
Notre Dame 61, WISCONSIN 56 (regional semifinal)
Oregon 82, Duke 68 (regional semifinal) !
Oklahoma 80, Oregon 68 (regional final) !

2017

USC 75, Providence 71 (First Four)
Xavier 76, MARYLAND 65 (1st round)
MICHIGAN 92, Oklahoma State 91 (1st round)
MICHIGAN STATE 78, Miami (Fla.) 58 (1st round)
Middle Tennessee State 81, MINNESOTA 72 (1st round)
NORTHWESTERN 68, Vanderbilt 66 (1st round)
Oregon 83, Iona 77 (1st round) !
PURDUE 80, Vermont 70 (1st round)
UCLA 97, Kent State 80 (1st round) !
USC 66, SMU 65 (1st round) !
WISCONSIN 84, Virginia Tech 74 (1st round)
MICHIGAN 73, Louisville 69 (2nd round)
Kansas 90, MICHIGAN STATE 70 (2nd round)
Gonzaga 79, NORTHWESTERN 73 (2nd round)
Oregon 75, Rhode Island 72 (2nd round) !
PURDUE 80, Iowa State 76 (2nd round)
UCLA 79, Cincinnati 67 (2nd round) !
Baylor 82, USC 78 (2nd round) !
WISCONSIN 65, Villanova 62 (2nd round)
Oregon 69, MICHIGAN 68 (regional semifinal) !
Kansas 98, PURDUE 66 (regional semifinal)
Kentucky 86, UCLA 75 (regional semifinal) !
Florida 84, WISCONSIN 83 (OT) (regional semifinal)
Oregon 74, Kansas 60 (regional final) !

North Carolina 77, Oregon 76 (national semifinal) !

2018

OHIO STATE 81, South Dakota State 73 (1st round)
MICHIGAN 61, Montana 47 (1st round)
PURDUE 74, Cal State-Fullerton 48 (1st round)
MICHIGAN STATE 82, Bucknell 78 (1st round)
St. Bonaventure 65, UCLA 58 (1st round) !
Gonzaga 90, OHIO STATE 84 (2nd round)
MICHIGAN 64, Houston 63 (2nd round)
PURDUE 76, Butler 73 (2nd round)
Syracuse 55, MICHIGAN STATE 53 (2nd round)
MICHIGAN 99, Texas A&M 72 (regional semifinal)
Texas Tech 78, PURDUE 65 (regional semifinal)
MICHIGAN 58, Florida State 54 (regional final)
MICHIGAN 69, Loyola Chicago 57 (national semifinal)
Villanova 79, MICHIGAN 62 (championship)

2019

MICHIGAN STATE 76, Bradley 65 (1st round)
MICHIGAN 74, Montana 55 (1st round)
PURDUE 61, Old Dominion 48 (1st round)
MARYLAND 79, Belmont 77 (1st round)
MINNESOTA 86, Louisville 76 (1st round)
IOWA 79, Cincinnati 72 (1st round)
OHIO STATE 62, Iowa State 59 (1st round)
Washington 78, Utah State 61 (1st round) !
Oregon 72, WISCONSIN 54 (1st round) !
Michigan State 70, MINNESOTA 50 (2nd round)
MICHIGAN 64, Florida 49 (2nd round)
PURDUE 87, Villanova 61 (2nd round)
LSU 69, MARYLAND 67 (2nd round)
Tennessee 83, IOWA 77 (OT) (2nd round)
Houston 74, OHIO STATE 59 (2nd round)
Oregon 73, UC Irvine 54 (2nd round) !
North Carolina 81, Washington 59 (2nd round) !
PURDUE 99, Tennessee 94 (OT) (regional semifinal)
Texas Tech 63, MICHIGAN 44 (regional semifinal)
MICHIGAN STATE 80, LSU 63 (regional semifinal)
Virginia 53, Oregon 49 (regional semifinal) !
Virginia 80, PURDUE 75 (OT) (regional final)
MICHIGAN STATE 68, Duke 67 (regional final)
Texas Tech 61, MICHIGAN STATE 51 (national semifinal)

2020^A

2021

UCLA 86, MICHIGAN STATE 80 (OT) (First Four) !
ILLINOIS 78, Drexel 49 (1st round)
Oral Roberts 75, OHIO STATE 72 (OT) (1st round)
WISCONSIN 85, North Carolina 62 (1st round)
North Texas 78, PURDUE 69 (OT) (1st round)
RUTGERS 60, Clemson 56 (1st round)
MICHIGAN 82, Texas Southern 66 (1st round)
IOWA 86, Grand Canyon 74 (1st round)
MARYLAND 73, Connecticut 54 (1st round)
Oregon def. VCU - No Contest (1st round) !
UCLA 73, BYU 62 (1st round) !
USC 72, Drake 56 (1st round) !
Loyola Chicago 71, ILLINOIS 58 (2nd round)
Baylor 76, WISCONSIN 63 (2nd round)
Houston 63, RUTGERS 60 (2nd round)
Oregon 95, IOWA 80 (2nd round) !
MICHIGAN 86, LSU 78 (2nd round)
Alabama 96, MARYLAND 77 (2nd round)
UCLA 67, Abilene Christian 47 (2nd round) !
USC 85, Kansas 51 (2nd round) !
MICHIGAN 76, Florida State 58 (regional semifinal)
UCLA 88, Alabama 78 (regional semifinal) !
USC 82, Oregon 68 (regional semifinal) !
UCLA 51, MICHIGAN 49 (regional final) !
Gonzaga 85, USC 66 (regional final) !

Gonzaga 93, UCLA 90 (OT) (national semifinal) !

2022

INDIANA 66, Wyoming 58 (First Four)
Notre Dame 89, RUTGERS 87 (2OT) (First Four)
MICHIGAN STATE 74, Davidson 73 (1st round)
ILLINOIS 54, UT-Chattanooga 53 (1st round)
MICHIGAN 75, Colordao State 63 (1st round)
OHIO STATE 54, Loyola Chicago 41 (1st round)
Saint Mary's 82, INDIANA 53 (1st round)
PURDUE 78, Yale 56 (1st round)
Richmond 67, IOWA 63 (1st round)
UCLA 57, Akron 53 (1st round) !
Miami 68, USC 66 (1st round) !
WISCONSIN 67, Colgate 60 (1st round)
Iowa State 54, WISCONSIN 49 (2nd round)
Duke 85, MICHIGAN STATE 76 (2nd round)
Houston 68, ILLINOIS 53 (2nd round)
MICHIGAN 76, Tennessee 68 (2nd round)
Villanova 71, OHIO STATE 61 (2nd round)
PURDUE 81, Texas 71 (2nd round)
UCLA 72, Saint Mary's 56 (2nd round) !
Saint Peter's 67, PURDUE 64 (3rd round)
Villanova 63, MICHIGAN 55 (3rd round)
North Carolina 73, UCLA 66 (3rd round) !

2023

MARYLAND 67, West Virginia 65 (1st round)
Auburn 83, IOWA 75 (1st round)
INDIANA 71, Kent State 60 (1st round)
PENN STATE 76, Texas A&M 59 (1st round)
Fairleigh Dickinson 63, PURDUE 58 (1st round)
MICHIGAN STATE 2, USC 62 (1st round)
Arkansas 73, ILLINOIS 63 (1st round)
NORTHWESTERN 75, Boise State 67 (1st round)
UCLA 86, UNC Asheville 53 (1st round) !
Alabama 73, MARYLAND 51 (2nd round)
Miami 85, INDIANA 69 (2nd round)
Texas 71, PENN STATE 66 (2nd round)
MICHIGAN STATE 69, Marquette 60 (2nd round)
UCLA 68, NORTHWESTERN 63 (2nd round) !
Kansas State 98, MICHIGAN STATE 93 (OT) (3rd round)
Gonzaga 79, UCLA 76 (3rd round) !

2024

MICHIGAN STATE 69, Mississippi State 51 (1st round)
ILLINOIS 85, Morehead 69 (1st round)
NORTHWESTERN 78, Florida Atlantic 65 OT (1st round)
Texas A&M 98, NEBRASKA 83 (1st round)
PURDUE 78, Grambling 50 (1st round)
James Madison 72, WISCONSIN 61 (1st round)
Oregon 87, South Carolina 73 (1st round) !
North Carolina 85, MICHIGAN STATE 69 (2nd round)
ILLINOIS 89, Duquesne 63 (2nd round)
PURDUE 106, Utah State 67 (2nd round)
Connecticut 75, NORTHWESTERN 58 (2nd round)
Creighton 86, Oregon 73 (1st round) !
ILLINOIS 72, Iowa State 69 (regional semifinal)
PURDUE 80, Gonzaga 68 (regional semifinal)
Connecticut 77, ILLINOIS 52 (regional final)
PURDUE 72, Tennessee 66 (regional final)
PURDUE 63, North Carolina State 50 (national semifinal)
Connecticut 75, PURDUE 60 (national championship)

[^] 2019-20 NCAA Tournament cancelled due to COVID-19 pandemic

! Includes appearances prior to joining the Big Ten

Minnesota's NCAA appearance voided by NCAA

& Does not reflect NCAA Tournament games forfeited or vacated by Purdue in games in which a player ruled by the NCAA to be ineligible participated

* Due to NCAA sanctions, Michigan has vacated the records from the 1992 Final Four, the 1992-93, '95-96, '96-97, '97-98 and '98-99 seasons.

@ Due to NCAA sanctions, Ohio State has vacated the records of 34 games in 1998-99, 16 games in '99-00 and the entire '00-01 and '01-02 seasons.

NIT HISTORY

BIG TEN IN THE NATIONAL INVITATION TOURNAMENT

	App.	Won	Lost	PCT	1st	Final Four Finishes		
						2nd	3rd	4th
Nebraska# (1967-78-80-83-84-85-87-89-95- 96 -97-99-04-06-08-09-11-18-19)	19	24	18	.571	1	0	1	1
Rutgers (1967-69-73-74-77-78-82-90-92-99-00-02-04-06-23)	15	16	15	.516	0	1	2	0
Minnesota& (1973-80-81-83-92- 93 -01-02-03-06-08-12-14-24)	14	28	13	.683	2	2	0	1
Oregon (1975-76-77-84-88-90-97-99-04-12-18-22-23)	13	17	14	.548	0	0	2	1
Penn State# (1966-80-89-90-92-95-98-00-06- 09-18)	11	27	9	.750	2	1	3	0
Michigan* (1971-80-81-84-91-00- 04 -06-23)	10	21	8	.724	2	1	0	0
Ohio State (1979-84- 86 -88-89-93-03- 08 -24)	10	21	9	.700	2	1	0	1
Iowa (1995-98-02-03-04-12-13-17-24)	9	11	9	.550	0	1	0	0
Washington (1980-82-87-96-97-12-13-16-18)	9	8	9	.471	0	0	1	0
Purdue (1971-74-79-81-82-92-01-04)	8	20	7	.741	1	2	1	0
Maryland (1972-79-82-90-05-06-08-13)	8	14	7	.667	1	0	2	0
Northwestern (1983-94-99-09-10-11-12)	7	5	7	.417	0	0	0	0
Illinois (1980-82-96-10-14-15-17)	7	10	7	.589	0	0	1	0
Indiana (1972-79-85-05-17-19)	6	10	5	.667	1	1	0	0
Michigan State (1983-89-93-96-97)	5	6	6	.500	0	0	0	1
Wisconsin (1989-91-93-96-23)	5	6	5	.545	0	0	0	0
USC (1973-93-94-99-18)	5	3	5	.375	0	0	0	0
UCLA (1985-86)	2	5	1	.833	1	0	0	0
TOTALS	163	252	154	.621	13	10	13	5

& 1996, '98 appearances voided; record adjusted by NCAA Committee on Infractions

Includes appearances prior to joining the Big Ten

* Due to NCAA sanctions, Michigan has vacated the records from the 1992 Final Four, the 1992-93, '95-96, '96-97, '97-98 and '98-99 seasons.

NIT Champions in **bold**

BIG TEN IN THE NATIONAL INVITATION TOURNAMENT

1939—Long Island
1940—Colorado
1941—Long Island
1942—West Virginia
1943—St. John's
1944—St. John's
1945—DePaul
1946—Kentucky
1947—Utah
1948—St. Louis
1949—San Francisco
1950—City University of New York
1951—Brigham Young
1952—La Salle
1953—Seton Hall
1954—Holy Cross
1955—Duquesne
1956—Louisville
1957—Bradley
1958—Xavier (Ohio)
1959—St. John's
1960—Bradley
1961—Providence
1962—Dayton
1963—Providence
1964—Bradley
1965—St. John's
1966—Brigham Young
1967—Southern Illinois
1968—Dayton
1969—Temple
1970—Marquette
1971—North Carolina
1972—Maryland
1973—Virginia Tech
1974—Purdue
1975—Princeton
1976—Kentucky
1977—St. Bonaventure
1978—Texas
1979—Indiana
1980—Virginia
1981—Tulsa
1982—Bradley
1983—Fresno State
1984—Michigan
1985—UCLA
1986—Ohio State
1987—Southern Mississippi
1988—Connecticut
1989—St. John's
1990—Vanderbilt
1991—Stanford
1992—Virginia
1993—Minnesota
1994—Villanova
1995—Virginia Tech
1996—Nebraska
1997—Michigan*
1998—Vacated
1999—California
2000—Wake Forest
2001—Tulsa
2002—Memphis

2003—St. John's
2004—Michigan
2005—South Carolina
2006—South Carolina
2007—West Virginia
2008—Ohio State
2009—Penn State
2010—Dayton
2011—Wichita State
2012—Stanford
2013—Baylor
2014—Minnesota
2015—Stanford
2016—George Washington
2017—TCU
2018—Penn State
2019—Texas
2020[^]—
2021—Memphis
2022—Xavier
2023—North Texas
2024—Seton Hall

Big Ten Champions in **bold**

[^]2020 NIT tournament cancelled due to CO-VID-19 pandemic

! Includes appearances prior to joining the Big Ten

* Due to NCAA sanctions, Michigan has vacated the records from the 1992 Final Four, the 1992-93, '95-96, '97-98 and '98-99 seasons.

NIT YEAR-BY-YEAR RESULTS

1966

San Francisco 89, Penn State 77 (1st round) !

1967

Rutgers 78, Utah State 76 (1st round) !
Marshall 119, Nebraska 88 (quarterfinals) !
Rutgers 65, New Mexico 60 (quarterfinals) !
Southern Illinois 79, Rutgers 70 (semifinals) !
Rutgers 93, Marshall 76 (3rd place) !

1969

Tennessee 67, Rutgers 51 (1st round) !

1971

MICHIGAN 82, Syracuse 76 (1st round)
St. Bonaventure 94, PURDUE 79 (1st round)
Georgia Tech 78, MICHIGAN 70 (quarterfinals)

1972

Princeton 68, INDIANA 60 (1st round)
Maryland 67, St. Joseph's 55 (1st round) !
Maryland 71, Syracuse 65 (quarterfinals) !
Maryland 91, Jacksonville 77 (semifinals) !
Maryland 100, Niagara 69 (championship) !

1973

MINNESOTA 68, Rutgers 59 (1st round) !
Notre Dame 69, USC 65 (1st round) !
Alabama 69, MINNESOTA 65 (quarterfinals)

1974

PURDUE 82, North Carolina 71 (1st round)
Utah 102, Rutgers 89 (1st round) !
PURDUE 85, Hawaii 72 (quarterfinals)
PURDUE 78, Jacksonville 63 (semifinals)
PURDUE 87, Utah 81 (championship)

1975

Oregon 85, St. Peter's 79 (1st round) !
Oregon 68, Oral Roberts 59 (quarterfinals) !
Princeton 58, Oregon 57 (semifinals) !
Oregon 80, St. John's 76 (OT) (3rd place) !

1976

UNC-Charlotte 79, Oregon 72 (1st round) !

1977

St. Bonaventure 79, Rutgers 77 (OT) (1st round) !
Oregon 90, Oral Roberts 89 (1st round) !
*St. Bonaventure 76, Oregon 73 (quarterfinal) !

1978

*Nebraska 67, Utah State 66 (1st round) !
*Rutgers 72, Army 70 (1st round) !
#Texas 67, Nebraska 48 (quarterfinals) !
*Rutgers 57, Indiana State 56 (quarterfinals) !
Texas 96, Rutgers 76 (semifinals) !
Rutgers 85, Georgetown 72 (3rd place) !

1979

#INDIANA 78, Texas Tech 59 (1st round)
*Maryland 67, Rhode Island 65 (1st round) !
*OHIO STATE 80, St. Joseph's 66 (1st round)
*PURDUE 97, Central Michigan 80 (1st round)
*INDIANA 73, Alcorn State 69 (2nd round)&
*#OHIO STATE 79, Maryland 72 (2nd round)& !
*PURDUE 84, Dayton 70 (2nd round)
*PURDUE 67, Old Dominion 59 (3rd round)
INDIANA 64, OHIO STATE 55 (semifinals)
PURDUE 87, Alabama 68 (semifinals)
Alabama 96, OHIO STATE 86 (3rd place)
INDIANA 53, PURDUE 52 (championship)

1980

*ILLINOIS 105, Loyola (Ill.) 87 (1st round)
*MICHIGAN 76, Nebraska 69 (1st round) !
*MINNESOTA 64, Bowling Green 50 (1st round)
#Alabama 53, Penn State 49 (1st round) !
*UNLV 93, Washington 73 (1st round) !
*ILLINOIS 75, Illinois State 65 (2nd round)
*MICHIGAN 74, UTEP 65 (2nd round)
*MINNESOTA 58, Mississippi 56 (2nd round)
*ILLINOIS 65, Murray State 63 (3rd round)
#Virginia 79, MICHIGAN 68 (3rd round)
*MINNESOTA 94, Southwestern La. 73 (3rd round)
MINNESOTA 65, ILLINOIS 63 (semifinals)
ILLINOIS 84, UNLV 74 (3rd place)
Virginia 58, MINNESOTA 55 (championship)

1981

*MICHIGAN 74, Duquesne 58 (1st round)
*MINNESOTA 90, Drake 77 (1st round)
*PURDUE 84, Rhode Island 58 (1st round)
*MICHIGAN 80, Toledo 68 (2nd round)
#MINNESOTA 84, Connecticut 66 (2nd round)
*PURDUE 50, Dayton 46 (2nd round)
#Syracuse 91, MICHIGAN 76 (3rd round)
#West Virginia 80, MINNESOTA 69 (3rd round)
*PURDUE 81, Duke 69 (3rd round)
Syracuse 70, PURDUE 63 (semifinals)
PURDUE 75, West Virginia 73 (3rd place)

1982

*ILLINOIS 126, Long Island 78 (1st round)
Maryland 60, Richmond 50 (1st round) !
*PURDUE 72, Western Kentucky 65 (1st round)
*Rutgers 55, Iona 51 (1st round) !
#Washington 66, BYU 63 (1st round) !
*Dayton 61, ILLINOIS 58 (2nd round)
Georgia 83, Maryland 69 (2nd round) !
*PURDUE 98, Rutgers 65 (2nd round) !
#Texas A&M 69, Washington 65 (2nd round) !
*PURDUE 86, Texas A&M 68 (3rd round)
PURDUE 61, Georgia 60 (semifinals)
Bradley 76, PURDUE 58 (championship)

1983

*MICHIGAN STATE 72, Bowling Green 71 (1st round)
+DePaul 76, MINNESOTA 73 (1st round)
*Nebraska 72, Tulane 65 (1st round) !
+NORTHWESTERN 71, Notre Dame 57 (1st round)
*Fresno State 72, MICHIGAN STATE 58 (2nd round)
*Nebraska 85, Iona 73 (2nd round) !
+DePaul 65, NORTHWESTERN 63 (2nd round)
*Nebraska 67, TCU 57 (3rd round) !
DePaul 68, Nebraska 58 (semifinals) !

1984

*MICHIGAN 94, Wichita State 70 (1st round)
#Nebraska 56, Creighton 54 (1st round) !
#Xavier 60, OHIO STATE 57 (OT) (1st round)
#Santa Clara 66, Oregon 53 (1st round) !
*MICHIGAN 83, Marquette 70 (2nd round)
#Xavier 58, Nebraska 57 (2nd round) !
*MICHIGAN 63, Xavier 62 (3rd round)
MICHIGAN 78, Virginia Tech 75 (semifinals)
MICHIGAN 83, Notre Dame 63 (championship)

1985

*INDIANA 79, Butler 57 (1st round)
*Nebraska 79, Canisius 66 (1st round) !
*UCLA 78, montana 47 (1st round) !
*INDIANA 75, Richmond 53 (2nd round)
#UCLA 82, Nebraska 63 (2nd round) !
*INDIANA 94, Marquette 82 (2 OT) (3rd round)
*UCLA 53, Fresno State 43 (3rd round) !

INDIANA 74, Tennessee 67 (semifinals)

UCLA 75, Louisville 66 (semifinals)
UCLA 65, INDIANA 62 (championship) !

1986

*OHIO STATE 65, Ohio 62 (1st round)
UC Irvine 80, UCLA 74 (1st round) !
*OHIO STATE 71, Texas 65 (2nd round)
*OHIO STATE 79, Brigham Young 68 (3rd round)
OHIO STATE 79, Louisiana Tech 66 (semifinals)
OHIO STATE 73, Wyoming 63 (championship)

1987

*Nebraska 78, Marquette 76 (1st round) !
*Washington 98, Montana State 90 (OT) (1st round) !
*Nebraska 78, Arkansas 71 (2nd round) !
*Washington 73, Boise State 68 (2nd round) !
*Nebraska 81, Washington 76 (3rd round) !
Southern Mississippi 82, Nebraska 75 (semifinals) !
Nebraska 76, Arkansas-Little Rock 67 (OT) (3rd place) !

1988

*OHIO STATE 86, Old Dominion 73 (1st round)
*Oregon 81, Santa Clara 65 (1st round) !
*OHIO STATE 86, Cleveland St. 80 (2nd round)
*New Mexico 78, Oregon 59 (2nd round) !
#OHIO STATE 68, New Mexico 65 (3rd round)
OHIO STATE 64, Colorado State 62 (semifinals)
Connecticut 72, OHIO STATE 67 (championship)

1989

#MICHIGAN STATE 83, Kent State 67 (1st round)
*Nebraska 81, Arkansas State 79 (1st round) !
*OHIO STATE 81, Akron 70 (1st round)
*Penn State 89, Murray State 73 (1st round) !
*WISCONSIN 63, New Orleans 61 (1st round)
*MICHIGAN STATE 79, Wichita State 67 (2nd round)
*OHIO STATE 85, Nebraska 74 (2nd round) !
#Villanova 76, Penn State 67 (2nd round) !
*Saint Louis 73, WISCONSIN 68 (2nd round)
#MICHIGAN STATE 70, Villanova 63 (3rd round)
*St. John's 83, OHIO STATE 80 (OT) (3rd round)
St. Louis 74, MICHIGAN STATE 64 (semifinals)
UAB 78, MICHIGAN STATE 76 (3rd place)

1990

*Maryland 91, Massachusetts 81 (1st round) !
*Penn State 57, Marquette 54 (1st round) !
*Rutgers 87, Holy Cross 78 (1st round) !
*New Mexico 89, Oregon 78 (1st round) !
*Penn State 80, Maryland 78 (2nd round) !
*Rutgers 81, Fordham 74 (2nd round) !
#Penn State 58, Rutgers 55 (3rd round) !
#Penn State 58, *Rutgers 55 (3rd round) !
Vanderbilt 75, Penn State 62 (semifinals) !
Penn State 83, New Mexico 81 (OT) (3rd place) !

1991

#Colorado 71, MICHIGAN 64 (1st round)
*WISCONSIN 87, Bowling Green 79 (OT) (1st round)
*Stanford 80, WISCONSIN 72 (2nd round)

1992

#Washington State 72, MINNESOTA 70 (1st round)
*Pittsburgh 67, Penn State 65 (1st round) !
*PURDUE 82, Butler 56 (1st round)
*Rutgers 73, James Madison 69 (1st round) !
*PURDUE 67, Texas Christian 51 (2nd round)
*Manhattan 62, Rutgers 61 (2nd round) !
%Florida 74, PURDUE 67 (3rd round)

NIT YEAR-BY-YEAR RESULTS

1993

#Oklahoma 88, MICHIGAN STATE 86 (1st round)
*MINNESOTA 74, Florida 65 (1st round)
*Miami (Ohio) 56, OHIO STATE 53 (1st round)
*Rice 77, WISCONSIN 73 (1st round)
#USC 90, UNLV 74 (1st round) !
*MINNESOTA 86, Oklahoma 72 (2nd round)
*USC 71, Pepperdine 59 (2nd round) !
*MINNESOTA 76, USC 58 (3rd round) !
MINNESOTA 76, Providence 70 (semifinals)
MINNESOTA 62, Georgetown 61 (championship)

1994

*NORTHWESTERN 69, DePaul 68 (1st round)
*Fresno State 79, USC 76 (1st round) !
*Xavier 83, NORTHWESTERN 79 (OT) (2nd round)

1995

@IOWA 96, DePaul 87 (1st round)
*Nebraska 69, Georgia 61 (1st round) !
*PENN STATE 62, Miami (Fla.) 56 (1st round)
*IOWA 66, Ohio 62 (2nd round)
#PENN STATE 65, Nebraska 59 (2nd round) !
#PENN STATE 67, IOWA 64 (3rd round)
Marquette 79, PENN STATE 67 (semifinals)
PENN STATE 66, Canisius 62 (3rd place)

1996

*Alabama 72, ILLINOIS 69 (1st round)
*MICHIGAN STATE 64, Washington 50 (1st round) !
#Nebraska 91, Colorado State 83 (1st round) !
*WISCONSIN 55, Manhattan 42 (1st round)
*Fresno State 80, MICHIGAN STATE 70 (2nd round)
*Nebraska 82, Washington State 73 (2nd round) !
*Illinois State 77, WISCONSIN 62 (2nd round)
#Nebraska 83, Fresno State 71 (3rd round) !
Nebraska 90, Tulane 78 (semifinals) !
Nebraska 60, St. Joseph's 56 ! (championship)

1997 ^

*MICHIGAN 76, Miami (Fla.) 63 (1st round) ^
*MICHIGAN ST. 65, George Washington 50 (1st round)
*Nebraska 67, Washington 63 (1st round) !
*Hawaii 79, Oregon 61 (1st round) !
*MICHIGAN 75, Oklahoma State 65 (2nd round) ^
#Florida St. 68, MICHIGAN STATE 63 (2nd round)
#Nebraska 78, Nevada 68 (2nd round) !
#MICHIGAN 67, Notre Dame 66 (3rd round) ^
#Connecticut 76, Nebraska 67 (3rd round) !
MICHIGAN 77, Arkansas 62 (semifinals) ^
MICHIGAN 82, Florida State 73 (championship) ^

1998

*Georgia 100, IOWA 93 (1st round)
*MINNESOTA 77, Colorado State 65 (1st round)
*PENN STATE 82, Rider 68 (1st round)
*MINNESOTA 79, UAB 66 (2nd round)
#PENN STATE 77, Dayton 74 (2nd round)
*MINNESOTA 73, Marquette 71 (3rd round)
#PENN STATE 77, Georgia Tech 70 (3rd round)
MINNESOTA 91, Fresno State 89 (semifinals)
PENN STATE 66, Georgia 60 (semifinals)
MINNESOTA 79, PENN STATE 72 (championship)
(Note: Minnesota's participation later voided by NCAA)

1999

*Nebraska 68, UNLV 53 (1st round) !
+DePaul 69, NORTHWESTERN 64 (1st round)
*Oregon 67, Georgia Tech 64 (1st round) !
*Rutgers 58, Hofstra 45 (1st round) !
*Wyoming 81, USC 77 (1st round) !
#TCU 101, Nebraska 89 (2nd round) !

*Clemson 78, Rutgers 68 (2nd round) !
*Oregon 93, Wyoming 72 (2nd round) !
#Oregon 77, TCU 68 (quarterfinals) !
California 85, Oregon 69 (semifinals) !
Xavier 106, Oregon 75 (3rd place) !

2000

#Notre Dame 75, MICHIGAN 65 (1st round)
*PENN STATE 55, Princeton 41 (1st round)
*Kent State 73, Rutgers 62 (1st round) !
*PENN STATE 105, Siena 103 (2nd round)
*PENN STATE 81, Kent State 74 (3rd round)
Notre Dame 73, PENN STATE 52 (semifinals)
PENN STATE 74, N.C. State 72 (3rd place)

2001

*MINNESOTA 87, Villanova 78 (1st round)
*PURDUE 90, Illinois State 79 (1st round)
*Tulsa 76, MINNESOTA 73 (OT) (2nd round)
*PURDUE 79, Auburn 61 (2nd round)
*Alabama 85, PURDUE 77 (2OT) (3rd round)

2002

*MINNESOTA 96, New Mexico 62 (1st round)
*LSU 63, IOWA 61 (1st round)
*Yale 67, Rutgers 65 (1st round) !
*Richmond 67, MINNESOTA 66 (2nd round)

2003

*IOWA 62, Valparaiso 60 (opening round)
#IOWA 54, Iowa State 53 (1st round)
#MINNESOTA 62, St. Louis 52 (1st round)
#Georgia Tech 72, OHIO STATE 58 (1st round)
*Georgia Tech 79, IOWA 78 (2nd round)
*MINNESOTA 84, Hawaii 70 (2nd round)
#MINNESOTA 63, Temple 58 (OT) (3rd round)
Georgetown 88, MINNESOTA 74 (semifinals)
Texas Tech 71, MINNESOTA 61 (3rd place)

2004

#Nebraska 71, Creighton 70 (opening round) !
#Saint Louis 70, IOWA 69 (1st round)
*MICHIGAN 65, Missouri 64 (1st round)
*Nebraska 78, Niagara 70 (1st round) !
#Notre Dame 71, PURDUE 59 (1st round)
*Rutgers 76, Temple 71 (1st round) !
*Oregon 77, Colorado 72 (OT) (1st round) !
*MICHIGAN 63, Oklahoma 52 (2nd round)
#Hawaii 84, Nebraska 83 (2nd round) !
*Rutgers 67, West Virginia 64 (2nd round) !
*Oregon 68, George Mason 54 (2nd round) !
*MICHIGAN 88, Hawaii 73 (3rd round)
*Rutgers 72, Villanova 60 (3rd round) !
*Oregon 65, Notre Dame 61 (3rd round) !
MICHIGAN 78, Oregon 53 (semifinals) !
Rutgers 84, Iowa State 81 (OT) (semifinals) !
MICHIGAN 62, Rutgers 55 (championship) !

2005

*Vanderbilt 67, INDIANA 60 (1st round)
*Maryland 85, Oral Roberts 72 (1st round) !
*Maryland 78, Davidson 63 (2nd round) !
*Maryland 85, TCU 73 (3rd round) !
South Carolina 75, Maryland 67 (semifinals) !

2006

*Rutgers 76, PENN STATE 71 (opening round) !
*Manhattan 87, Maryland 84 (1st round) !
*MICHIGAN 82, UTEP 67 (1st round)
*MINNESOTA 73, Wake Forest 58 (1st round)
#Hofstra 73, Nebraska 62 (1st round) !
#St. Joseph's 71, Rutgers 62 (1st round) !

*MICHIGAN 87, Notre Dame 84 (OT) (2nd round)
#Cincinnati 76, MINNESOTA 62 (2nd round)
*MICHIGAN 71, Miami (Fla.) 65 (quarterfinals)
MICHIGAN 66, Old Dominion 43 (semifinals)
South Carolina 76, MICHIGAN 64 (championship)

2007

*MICHIGAN 68, Utah 58 (1st round)
*Florida State 87, MICHIGAN 66 (2nd round)

2008

*Maryland 68, #MINNESOTA 58 (1st round) !
*Nebraska 67, Charlotte 48 (1st round) !
*OHIO STATE 84, UNC-Asheville 66 (1st round)
#Syracuse 88, Maryland 72 (2nd round) !
#Mississippi 87, Nebraska 75 (OT) (2nd round) !
*OHIO STATE 73, California 56 (2nd round)
*OHIO STATE 74, Dayton 63 (quarterfinals)
OHIO STATE 81, Mississippi 69 (semifinals)
OHIO STATE 92, Massachusetts 85 (championship)

2009

#New Mexico 83, Nebraska 71 (1st round) !
#Tulsa 68, NORTHWESTERN 59 (1st round)
*PENN STATE 77, George Mason 73 (OT) (1st round)
*PENN STATE 83, Rhode Island 72 (2nd round)
#PENN STATE 71, Florida 62 (quarterfinals)
PENN STATE 67, Notre Dame 59 (semifinals)
PENN STATE 69, Baylor 63 (championship)

2010

#ILLINOIS 76, Stony Brook 66 (1st round)
#Rhode Island 76, NORTHWESTERN 64 (1st round)
*ILLINOIS 75, Kent State 58 (2nd round)
*Dayton 77, ILLINOIS 71 (3rd round)

2011

#Wichita State 76, Nebraska 49 (1st round) !
*NORTHWESTERN 70, Milwaukee 61 (1st round)
#NORTHWESTERN 85, Boston College 67 (2nd round)
#Washington St. 69, NORTHWESTERN 66 (OT) (3rd round)

2012

*IOWA 84, Dayton 75 (1st round)
#MINNESOTA 70, La Salle 61 (1st round)
*NORTHWESTERN 76, Akron 74 (1st round)
*Oregon 96, LSU 76 (1st round) !
*Washington 82, UT Arlington 72 (1st round) !
*Oregon 108, IOWA 97 (2nd round) !
#MINNESOTA 78, Miami (Fla.) 60 (2nd round)
#Washington 76, NORTHWESTERN 55 (2nd round) !
#MINNESOTA 78, Middle Tennessee, 72 (quarterfinals)
#Washington 90, Oregon 86 (quarterfinals) !
MINNESOTA 68, Washington 67 (OT) (semifinals) !
Stanford 75, MINNESOTA 51 (championship)

2013

*IOWA 68, Indiana State 52 (1st round)
*Maryland 86, Niagara 70 (1st round) !
*BYU 90, Washington 79 (1st round) !
*IOWA 75, Stony Brook 63 (2nd round)
*Maryland 62, Denver 52 (2nd round) !
#IOWA 75, Virginia 64 (quarterfinals)
#Maryland 58, Alabama 57 (quarterfinals) !
IOWA 71, Maryland 60 (semifinals) !
Baylor 74, IOWA 54 (championship)

2014

#ILLINOIS 66, Boston University 62 (1st round)
*MINNESOTA 88, High Point 81 (1st round)
#Clemson 50, ILLINOIS 49 (2nd round)
*MINNESOTA 63, St. Mary's 50 (2nd round)

NIT YEAR-BY-YEAR RESULTS

*MINNESOTA 81, Southern Mississippi 73 (quarterfinals)
MINNESOTA 67, Florida State 64 (OT) (semifinals)
MINNESOTA 65, Southern Methodist 63 (championship)

2015

#Alabama 79, ILLINOIS 58 (1st round)

2016

*OHIO STATE 72, Akron 63 (OT) (1st round)
*Washington 107, Long Beach State 102 (1st round) !
*Florida 74, OHIO STATE 66 (2nd round)
*San Diego State 93, Washington 78 (2nd round) !

2017

*ILLINOIS 82, Valparaiso 57 (1st round)
*Georgia Tech 75, INDIANA 63 (1st round)
*IOWA 87, South Dakota 75 (1st round)
TCU 94, IOWA 92 (2nd round)*
*ILLINOIS 71, Boise State 56 (2nd round)
#UCF 68, ILLINOIS 58 (quarterfinals)

2018

*PENN STATE 63, Temple 57 (1st round)
#Mississippi State 66, NEBRASKA 59 (1st round)
*Oregon 99, Rider 86 (1st round) !
*USC 103, UNC Asheville 98 (1st round) !
*Washington 77, Boise State 74 (1st round) !
#PENN STATE 73, Notre Dame 63 (2nd round)
*Marquette 101, Oregon 92 (2nd round) !
#Western Kentucky 79, USC 75 (2nd round) !
*St. Mary's 85, Washington 81 (2nd round) !
#PENN STATE 85, Marquette 80 (quarterfinals)
PENN STATE 75, Mississippi State 60 (semifinals)
PENN STATE 82, Utah 66 (championship)

2019

*INDIANA 89, Saint Francis (Pa.) 72 (1st round)
*NEBRASKA 80, Butler 76 (1st round)
*INDIANA 63, Arkansas 60 (2nd round)
#TCU 88, NEBRASKA 72 (2nd round)
*Wichita State 73, INDIANA 63 (quarterfinals)

2020%

2021

None

2022

#Oregon 83, Utah State 72 (1st round) !
*Texas A&M 75, Oregon 60 (2nd round) !

2023

*Hofstra def. #1 RUTGERS, 88-86 (OT) (1st round)
*MICHIGAN def. Toledo, 90-80 (1st round)
*WISCONSIN def. Bradley, 81-62 (1st round)
*Oregon 84, UC Irvine 58 (1st round) !
#Vanderbilt def. #3 MICHIGAN, 66-65 (2nd round)
*WISCONSIN def. #3 Liberty, 75-71 (2nd round)
*Oregon 68, UCF 54 (2nd round) !
#WISCONSIN def. #1 Oregon, 61-58 (3rd round) !
^North Texas def. WISCONSIN, 56-54 (Semifinal)

2024

*OHIO STATE 88, Cornell 83 (1st round)
*IOWA 91, Kansas State 82 (1st round)
MINNESOTA 73, Butler 82 OT (1st round)
*OHIO STATE 81, Virginia Tech 73 (2nd round)
Indiana State 76, MINNESOTA 76 (2nd round)
Utah 91, IOWA 82 (2nd round)
*Georgia 79, OHIO STATE 77 (3rd round)

*home game; # away game; + at Rosemont, Ill.; @ at Detroit, Mich.;
% at Indianapolis, Ind.; ^ at Las Vegas, Nev.; All other games at
Madison Square Garden, New York, N.Y.

! Includes appearances prior to joining the Big Ten
\$ Received bye in quarterfinals

^ Due to NCAA sanctions, Michigan has vacated the records from
the 1992 Final Four, the 1992-93, '95-96, '96-97, '97-98 and '98-99
seasons.% 2020 NIT tournament cancelled due to COVID-19
pandemic

CBI YEAR-BY-YEAR RESULTS

2008

Valparaiso 72, Washington 71

2011

Oregon 68, Weber State 59

Oregon 77, Duquesne 75

Oregon 79, Boise State 71

Creighton 84, Oregon 76

Oregon 71, Creighton 58

Oregon 71, Creighton 69

(Champions)

2013

*PURDUE 81, Western Illinois 67

*Santa Clara 86, PURDUE 83

2014

*PENN STATE 69, Hampton 65

Siena 54, PENN STATE 52

*home game

BIG TEN IN FINAL POLLS

Selected by the nation's sportswriters (AP—Associated Press) and a panel of coaches (UPI—United Press International) or CNN/USA Today (starting in 1991-92).

Year	AP	UPI	Team	Year	AP	UPI	Team	Year	AP	UPI	Team				
1949	4		Illinois	1959	7	3	Michigan State	1972	9	7	Indiana				
	6		Minnesota		1960	3	3		Ohio State	1973	10	11	UCLA!		
	20		Ohio State			1961	7		10		Indiana	1974	11	12	Minnesota
							1962		1		1		Ohio State	1975	14
			1963	7				5	USC!		1976		17		11
				1964	8			11	Iowa	1977			19		18
					1965	1		1	Ohio State			1978	19		18
						1966	19	17	UCLA!				1979	1	1
			1967				1	1	Ohio State		1980			6	6
				1968			7	8	Indiana	1981				8	10
					1969		8	5	Illinois			1982		10	9
						1970	8	15	UCLA!				1983	5	5
			1971				1	1	Ohio State		1984			7	7
				1972			19	17	UCLA!	1985				5	5
					1973		1	1	UCLA!			1986		7	7
						1974	1	1	Michigan				1987	6	6
			1975				2	2	UCLA!		1988			10	11
				1976			4	4	Maryland!	1989				11	10
					1977		5	5	Maryland!			1990		15	15
						1978	9	9	Indiana				1991	18	18
			1979				10	12	Michigan		1992			6	6
				1980			11	13	Michigan	1993				10	11
					1981		19	19	Michigan			1994		11	10
						1982	1	2	UCLA!				1995	15	15
			1983				3	1	Indiana		1996			18	18
				1984			5	5	Maryland!	1997				2	2
					1985		12	12	USC!			1998		10	10
						1986	19	12	Michigan				1999	20	20
			1987				1	1	Indiana		2000			2	2
				1988			4	3	Rutgers!	2001				16	14
					1989		5	5	UCLA!			2002		18	18
						1990	9	9	Michigan				2003	19	20
			1991				10	10	Washington!		2004			5	5
				1992			11	13	Maryland!	2005				16	14
					1993		15	13	UCLA!			2006		18	18
						1994	3	2	Indiana				2007	19	20
			1995				6	7	Iowa		2008			5	5
				1996			7	6	Purdue	2009				16	14
					1997		11	11	Illinois			2010		18	18
						1998	15	13	UCLA!				2011	19	20
			1999				3	2	Indiana		2012			5	5
				2000			6	7	Iowa	2013				16	14
					2001		7	6	Purdue			2014		18	18
						2002	11	11	Illinois				2015	19	20
			2003				15	13	UCLA!		2016			5	5
				2004			3	2	Indiana	2017				16	14
					2005		6	7	Iowa			2018		18	18
						2006	7	6	Purdue				2019	19	20
			2007				11	11	Illinois		2020			5	5
				2008			15	13	UCLA!	2021				16	14
					2009		3	2	Indiana			2022		18	18
						2010	6	7	Iowa				2023	19	20
			2011				7	6	Purdue		2024			5	5
				2012			11	11	Illinois	2025				16	14
					2013		15	13	UCLA!			2026		18	18
						2014	3	2	Indiana				2027	19	20
			2015				6	7	Iowa		2028			5	5
				2016			7	6	Purdue	2029				16	14
					2017		11	11	Illinois			2030		18	18
						2018	15	13	UCLA!				2031	19	20
			2019				3	2	Indiana		2032			5	5
				2020			6	7	Iowa	2033				16	14
					2021		7	6	Purdue			2034		18	18
						2022	11	11	Illinois				2035	19	20
			2023				15	13	UCLA!		2036			5	5
				2024			3	2	Indiana	2037				16	14
					2025		6	7	Iowa			2038		18	18
						2026	7	6	Purdue				2039	19	20
			2027				11	11	Illinois		2040			5	5
				2028			15	13	UCLA!	2041				16	14
					2029		3	2	Indiana			2042		18	18
						2030	6	7	Iowa				2043	19	20
			2031				7	6	Purdue		2044			5	5
				2032			11	11	Illinois	2045				16	14
					2033		15	13	UCLA!			2046		18	18
						2034	3	2	Indiana				2047	19	20
			2035				6	7	Iowa		2048			5	5
				2036			7	6	Purdue	2049				16	14
					2037		11	11	Illinois			2050		18	18
						2038	15	13	UCLA!				2051	19	20
			2039				3	2	Indiana		2052			5	5
				2040			6	7	Iowa	2053				16	14
					2041		7	6	Purdue			2054		18	18
						2042	11	11	Illinois				2055	19	20
			2043				15	13	UCLA!		2056			5	5
				2044			3	2	Indiana	2057				16	14
					2045		6	7	Iowa			2058		18	18
						2046	7	6	Purdue				2059	19	20
			2047				11	11	Illinois		2060			5	5
				2048			15	13	UCLA!	2061				16	14
					2049		3	2	Indiana			2062		18	18
						2050	6	7	Iowa				2063	19	20
			2051				7	6	Purdue		2064			5	5
				2052			11	11	Illinois	2065				16	14
					2053		15	13	UCLA!			2066		18	18
						2054	3	2	Indiana				2067	19	20
			2055				6	7	Iowa		2068			5	5
				2056			7	6	Purdue	2069				16	14
					2057		11	11	Illinois			2070		18	18
						2058	15	13	UCLA!				2071	19	20
			2059				3	2	Indiana		2072			5	5
				2060			6	7	Iowa	2073				16	14
					2061		7	6	Purdue			2074		18	18
						2062	11	11	Illinois				2075	19	20
			2063				15	13	UCLA!		2076			5	5
				2064			3	2	Indiana	2077				16	14
					2065		6	7	Iowa			2078		18	18
						2066	7	6	Purdue				2079	19	20
			2067				11	11	Illinois		2080			5	5
				2068			15	13	UCLA!	2081				16	14
					2069		3	2	Indiana			2082		18	18
						2070	6	7	Iowa				2083	19	20
			2071				7	6	Purdue		2084			5	5
				2072			11	11	Illinois	2085				16	14
					2073		15	13	UCLA!			2086		18	18
						2074	3	2	Indiana				2087	19	20
			2075				6	7	Iowa		2088			5	5
				2076			7	6	Purdue	2089				16	14
					2077		11	11	Illinois			2090		18	18
						2078	15	13	UCLA!				2091	19	20
			2079				3	2	Indiana		2092			5	5
				2080			6	7	Iowa	2093				16	14
					2081		7	6	Purdue			2094		18	18
						2082	11	11	Illinois				2095	19	20
			2083				15	13	UCLA!		2096			5	5
				2084			3	2	Indiana	2097				16	14
					2085		6	7	Iowa			2098		18	18
						2086	7	6	Purdue				2099	19	20
			2087				11	11	Illinois		2100			5	5
				2088			15	13	UCLA!	210					

BIG TEN IN FINAL POLLS

Year	AP	UPI	Source	Year	AP	UPI	Source	Year	AP	UPI	Source		
1991	3	3	Indiana	2000	2	1	Michigan State	2008	3	4	UCLA!		
	5	5	Ohio State		18	21	Wisconsin		6	10	Wisconsin		
	11	9	Nebraska		19	15	Indiana		16	13	Michigan State		
	16	14	UCLA!		21	22	Iowa		20	20	Purdue		
		22	Michigan State				Purdue						
1992	3	4	Ohio State	2001	3	3	Michigan State	2009	8	2	Michigan State		
	4	3	UCLA!		4	6	Illinois		15	16	Washington!		
	5	2	Indiana		11	4	Maryland!		17	14	Purdue		
	8	7	USC!		15	12	UCLA!		18	18	UCLA!		
	14	11	Michigan State		20		Indiana						
	15	17	Michigan		24		Iowa						
						14	14		USC!				
1993	1	5	Indiana	2002	4	1	Maryland!	2010	5	11	Ohio State		
	3	4	Michigan		11	6	Oregon!		10	12	Purdue		
	13	13	Iowa		13	11	Illinois		13	4	Michigan State		
	22	21	Purdue		14	17	Ohio State		16	24	Wisconsin		
					18		USC!		20	18	Maryland!		
1994	3	5	Purdue	2003	11	13	Illinois	2011	1	5	Ohio State		
	11	8	Michigan		17	10	Maryland!		13	17	Purdue		
	17	17	UCLA!		21	13	Wisconsin		16	15	Wisconsin		
	18	16	Indiana			18	Michigan State						
	22		Nebraska!		2004	10	16		Wisconsin	2012	5	7	Michigan State
	23	23	Minnesota			13	11		Illinois		7	3	Ohio State
		20	Maryland!			19	24		Maryland!		13	22	Michigan
			2005	1		2	Illinois	14	12		Wisconsin		
				8		9	Washington!	16	13		Indiana		
				15	4	Michigan State							
				20	10	Wisconsin							
1995	1	1	UCLA!	2006	6	13	Ohio State	2013	3	7	Indiana		
	10	11	Maryland!		7	2	UCLA!		6	2	Michigan		
	11	20	Michigan State		13	17	Illinois		8	13	Michigan State		
	12	19	Purdue		15	23	Iowa		10	6	Ohio State		
		24	Oregon!		17	12	Washington!		22	22	Wisconsin		
1996	4	15	Purdue	2007	1	2	Ohio State	2014	12	4	Wisconsin		
	14	13	UCLA!		6	11	Wisconsin		7	6	Michigan		
	18		Penn State		7	3	UCLA!		11	8	Michigan State		
	21	22	Iowa		10	8	Oregon!		20	15	UCLA!		
					23	15	USC!		22		Ohio State		
1997	3	3	Minnesota	2008	1	2	Ohio State	2015	3	2	Wisconsin		
	7	7	UCLA!		6	11	Wisconsin		12	16	Maryland		
	19		Illinois		7	2	UCLA!		23	7	Michigan State		
	22		Maryland!		13	17	Illinois			25	Oregon!		
		24	Michigan		15	23	Iowa						
1998	11	9	Purdue	2009	17	12	Washington!	2016	2	7	Michigan State		
	12	17	Michigan		1	2	Ohio State		5	6	Oregon!		
	16	10	Michigan State		6	11	Wisconsin		12	19	Purdue		
	19	12	UCLA!		7	3	UCLA!		14	9	Indiana		
	20	15	Maryland!		10	8	Oregon!		18	12	Maryland		
1999	2	3	Michigan State	2010	18	23	Maryland!	2016	25	25	Iowa		
	5	8	Maryland!		23	15	USC!			23	Wisconsin		
	14	4	Ohio State										

BIG TEN IN FINAL POLLS

2017

AP	USA TODAY	
15	15	Purdue
23	17	Michigan
25	16	Wisconsin

2018

AP	USA TODAY	
4	11	Michigan State
7	2	Michigan
10	9	Purdue
17	21	Ohio State

2019

AP	USA TODAY	
6	3	Michigan State
10	11	Michigan
13	8	Purdue
19	24	Wisconsin
21	22	Maryland

2020*

AP	USA TODAY	
9	12	Michigan State
12	11	Maryland
17	19	Wisconsin
19	18	Ohio State
21	22	Illinois
25	25	Iowa

2021

AP	USA TODAY	
2	8	Illinois
4	4	Michigan
7	15	Ohio State
8	13	Iowa
20	--	Purdue

2022

AP	USA TODAY	
10	10	Purdue
14	18	Wisconsin
16	21	Iowa
19	19	Illinois
--	25	Michigan

2023

AP	USA TODAY	
3	13	Purdue
21	24	Indiana
--	20	Michigan State

2024

AP	USA TODAY	
2	2	Purdue
6	7	Illinois

! Includes appearances prior to joining the Big Ten

*Final 2020 polls announced on March 16 and 17 due to COVID-19 pandemic

BIG TEN ATTENDANCE

ATTENDANCE YEARLY TOTALS

ALL GAMES

Season	Games	Total	Average
1971-72	110	1,214,039	11,036
1972-73	116	1,312,048	11,310
1973-74	121	1,138,406	9,408
1974-75	129	1,264,204	9,801
1975-76	134	1,213,874	9,059
1976-77	133	1,329,121	9,993
1977-78	136	1,529,946	11,243
1978-79	135	1,607,346	11,906
1979-80	154	1,877,048	12,189
1980-81	148	1,779,345	12,022
1981-82	141	1,660,970	11,780
1982-83	151	1,715,701	11,362
1983-84	144	1,727,938	12,000
1984-85	156	1,877,817	12,037
1985-86	153	1,809,773	11,829
1986-87	151	1,799,716	11,919
1987-88	154	1,876,325	11,829
1988-89	156	1,947,280	12,482
1989-90	148	1,991,396	13,455
1990-91	152	1,988,446	13,082
1991-92	155	1,994,144	12,866
1992-93	169	2,145,677	12,696
1993-94	165	2,112,126	12,081
1994-95	162	2,059,141	11,419
1995-96	165	2,106,806	12,769
1996-97	163	2,017,806	12,379
1997-98	164	2,095,055	12,775
1998-99	158	2,072,232	13,115
1999-00	168	2,225,913	13,428
2000-01	170	2,232,253	13,131
2001-02	164	2,163,853	13,194
2002-03	175	2,164,229	12,367
2003-04	161	2,045,574	12,705
2004-05	175	2,146,082	12,263
2005-06	176	2,186,322	12,422
2006-07	196	2,470,250	12,603
2007-08	189	2,437,673	12,898
2008-09	188	2,348,136	12,490
2009-10	194	2,442,591	12,591
2010-11	189	2,388,673	12,638
2011-12	222	2,856,785	12,868
2012-13	224	2,937,630	13,114
2013-14	214	2,896,322	*13,534
2014-15	243	3,076,641	12,661
2015-16	238	2,988,214	12,556
2016-17	255	3,119,823	12,235
2017-18	254	3,098,134	12,197
2018-19	246	*3,121,962	12,691
2019-20	236	2,999,244	12,709
+2020-21	200	17,637	88
2021-22	238	2,979,661	12,520
2022-23	235	2,802,343	11,925
2023-24	246	2,935,731	11,934

* Big Ten record

+ Attendance impacted by COVID-19 pandemic

CONFERENCE GAMES ONLY

Season	Games	Total	Average
1962-63	70	597,625	8,538
1963-64	70	641,139	9,159
1964-65	70	596,771	8,525
1965-66	70	596,296	8,519
1966-67	70	580,752	8,296
1967-68	71	671,897	9,463
1968-69	70	722,563	10,322
1969-70	70	691,382	9,877
1970-71	70	723,163	10,330
1971-72	70	795,072	11,358

1972-73	70	799,289	11,418
1973-74	70	713,045	10,186
1974-75	90	911,897	10,132
1975-76	90	879,078	9,768
1976-77	90	923,686	10,263
1977-78	90	1,032,743	11,474
1978-79	90	1,083,751	12,042
1979-80	90	1,121,206	12,458
1980-81	90	1,119,011	12,433
1981-82	90	1,093,223	12,147
1982-83	90	1,111,208	12,347
1983-84	90	1,150,078	12,779
1984-85	90	1,141,298	12,681
1985-86	89	1,129,020	12,628
1986-87	90	1,136,539	12,686
1987-88	90	1,129,415	12,686
1988-89	90	1,174,889	13,054
1989-90	90	1,253,160	13,924
1990-91	90	1,213,330	13,481
1991-92	90	1,218,104	13,534
1992-93	99	1,295,768	13,089
1993-94	99	1,301,079	13,142
1994-95	99	1,288,274	13,013
1995-96	99	1,326,557	13,400
1996-97	99	1,297,400	13,105
1997-98	88	1,170,860	13,305
1998-99	88	1,210,491	13,755
1999-00	88	1,243,874	14,134
2000-01	88	1,247,894	#14,181
2001-02	88	1,213,505	13,790
2002-03	87	1,169,728	13,445
2003-04	88	1,177,786	13,384
2004-05	88	1,163,636	13,223
2005-06	88	1,191,079	13,535
2006-07	88	1,200,542	13,643
2007-08	99	1,347,040	13,606
2008-09	99	1,344,688	13,583
2009-10	99	1,331,185	13,446
2010-11	99	1,363,421	13,772
2011-12	108	1,459,174	13,511
2012-13	108	1,473,508	13,644
2013-14	108	1,513,266	14,012
2014-15	126	*1,677,589	13,314
2015-16	125	1,631,833	13,055
2016-17	125	1,628,102	13,025
2017-18	126	1,621,690	12,870
2018-19	140	1,812,398	12,946
2019-20	138	1,854,811	13,441
+2020-21	136	12,535	92
2021-22	140	1,777,317	12,695
2022-23	139	1,795,858	12,920
2023-24	140	1,755,406	12,539

* Big Ten record

+ Attendance impacted by COVID-19 pandemic

TOP FIVE CONFERENCE SEASONS -

TOTAL ATTENDANCE

ALL GAMES

Season	Total
2018-19	3,121,962
2016-17	3,119,823
2017-18	3,098,134
2014-15	3,076,641
2016-17	3,026,850

CONFERENCE GAMES ONLY

Season	Total
2019-20	1,854,811
2018-19	1,812,398
2022-23	1,795,858
2021-22	1,777,317

2023-24 1,755,406

AVERAGE PER GAME

ALL GAMES

Season	Average
2013-14	13,534
1989-90	13,455
1999-00	13,443
2001-02	13,194
2000-01	13,131

CONFERENCE GAMES ONLY

Season	Average
2000-01	14,181
1999-00	14,134
2013-14	14,012
1989-90	13,924
2001-02	13,790

SCHOOL RECORDS

SEASON (listed by average)

Season	School	Games	Total	Average
2000	Ohio State	17	317,936	18,702
1973	Minnesota	13	232,491	17,883
2001	Ohio State	17	298,172	17,540
2007	Ohio State	18	315,539	17,530
2013	Indiana	19	330,832	17,412
2009	Wisconsin	16	275,680	17,230
2017	Wisconsin	17	293,870	17,286
2018	Wisconsin	18	310,901	17,272
2011	Wisconsin	16	275,680	17,230

SELLOUTS

Season	All Games	Conference
1989-90	93	71
1990-91	73	53
1991-92	73	52
1992-93	87	69
1993-94	#104	76
1994-95	101	#78
1995-96	77	64
1996-97	66	53
1997-98	67	50
1998-99	46	34
1999-00	63	49
2000-01	66	47
2001-02	71	45
2002-03	47	34
2003-04	48	32
2004-05	57	37
2005-06	62	39
2006-07	78	42
2007-08	88	57
2008-09	64	47
2009-10	69	50
2010-11	72	53
2011-12	68	48
2012-13	83	57
2013-14	101	72
2014-15	83	49
2015-16	99	61
2016-17	82	54
2017-18	82	54
2018-19	91	

Big Ten record

ATTENDANCE

SINGLE GAME HIGHS

CONFERENCE GAMES ONLY

22,822	OSU vs. NU, Chicago Stadium, Chicago, IL, Feb. 23, 1946
20,176	IOWA at MINN, Williams Arena, Feb. 28, 1955
19,500	PSU at OSU, Value City Arena, Nov. 20, 1998 ILL at OSU, Value City Arena, Feb. 27, 2000
19,200	OSU at Value City Arena on 12 occasions, most recently: MSU at OSU, Value City Arena, March 8, 2003
19,165	WIS vs. NU, Chicago Stadium, Chicago, IL, Feb. 15, 1947
19,121	IND at MINN, Williams Arena, Jan. 8, 1972
19,100	OSU at Value City Arena on 7 occasions, most recently: NU at OSU, Value City Arena, Feb. 23, 2000

ALL GAMES

*79,444	WIS vs. Kentucky, AT&T Stadium, Arlington, TX, April 5, 2014 (NCAA National Semifinal)
78,129	MSU vs. Kentucky, Ford Field, Detroit, MI, Dec. 13, 2003
75,350	MICH vs. Syracuse, Georgia Dome, Atlanta, GA April 6, 2013 (NCAA National Semifinal)
74,720	PUR vs. NC State, State Farm Stadium, Glendale, Ariz., April 6, 2024 (NCAA National Semifinal)
74,743	PUR vs. Connecticut, State Farm Stadium, Glendale, Ariz., April 8, 2024 (NCAA National Final)
72,711	MSU vs. Texas Tech, U.S. Bank Stadium, Minneapolis, MN, April 6, 2019 (NCAA National Semifinal)
72,238	MSU vs. Duke, Lucas Oil Stadium, Indianapolis, IN, April 4, 2015 (NCAA National Semifinal)
72,238	WIS vs. Kentucky, Lucas Oil Stadium, Indianapolis, IN April 4, 2015 (NCAA National Semifinal)
71,149	WIS vs. Duke, Lucas Oil Stadium, Indianapolis, IN April 6, 2015 (NCAA National Final)
68,257	MICH vs. Loyola Chicago, Alamodome, San Antonio, TX March 31, 2018 (NCAA National Semifinal)
67,831	MICH vs. Villanova, Alamodome, San Antonio, TX April 2, 2018 (NCAA National Final)
45,214	IND vs. Louisville, RCA Dome, Indianapolis, IN, Dec. 3, 1988
43,601	IND vs. Kentucky, RCA Dome, Indianapolis, IN, Dec. 5, 1987
41,071	IND vs. Kentucky, RCA Dome, Indianapolis, IN, Dec. 2, 1995
40,128	IND vs. Kentucky, RCA Dome, Indianapolis, IN, Dec. 2, 1989

* NCAA Record

NATIONAL HONORS

CONSENSUS ALL-AMERICANS

According to NCAA records book

ILLINOIS (17)

Ray Woods, 1915-16-17
Clyde Alwood, 1917
Earl Anderson, 1918
Charles Carney, 1920-22
Bill Hapac, 1940
*Andy Phillip, 1942-43
Walton Kirk, 1945
Rod Fletcher, 1952
Dee Brown, 2005
Ayo Dosunmu, 2021
Kofi Cockburn, 2021-22

INDIANA (17)

*Everett Dean, 1921
*Branch McCracken, 1930
Vern Huffman, 1936
Ernie Andres, 1939
Ralph Hamilton, 1947
Don Schlundt, 1954
Scott May, 1975-76
Kent Benson, 1976-77
*Isiah Thomas, 1981
Steve Alford, 1986-87
Calbert Cheaney, 1993
A.J. Guyton, 2000
Victor Oladipo, 2013
Trayce Jackson-Davis, 2023

IOWA (5)

Murray Wier, 1948
Chuck Darling, 1952
Luka Garza, 2020-21
Keegan Murray, 2022

MARYLAND (6)

Louis Berger, 1932
John Lucas, 1975-76
Len Bias, 1986
Joe Smith, 1995
Juan Dixon, 2002

MICHIGAN (11)

Harry Kipke, 1924
Richard Doyle, 1926
Bennie Oosterbaan, 1927-28
*Cazzie Russell, 1965-66
Rickey Green, 1977
Gary Grant, 1988
Chris Webber, 1993#
Trey Burke, 2013
Hunter Dickinson, 2021

MICHIGAN STATE (7)

*Earvin Johnson, 1979
Shawn Respert, 1995
Mateen Cleaves, 1999
Draymond Green, 2012
Denzel Valentine, 2016

Miles Bridges, 2018
Cassius Winston, 2019

MINNESOTA (11)

George Tuck, 1905
Garfield Brown, 1906
Frank Lawler, 1911
Francis Stadsvold, 1917
Harold Gillen, 1918
Arnold Oss, 1919-21
Erling Platou, 1919
Jim McIntyre, 1948
Dick Garmaker, 1955
Mychal Thompson, 1978

NEBRASKA (1)

Sam Carrier, 1913

NORTHWESTERN (4)

Joe Reiff, C, 1931-33
Otto Graham, 1944
Max Morris, 1946

OHIO STATE (16)

Johnny Miner, 1925
Wes Fesler, 1931
Jimmy Hull, 1939
Dick Schnittker, 1950
Robin Freeman, 1956
*Jerry Lucas, 1960-61-62
Gary Bradds, 1964
Jim Jackson, 1991-92
Evan Turner, 2010
Jared Sullinger, 2011-12
D'Angelo Russell, 2015
Keita Bates-Diop, 2018

OREGON (11)

Eddie Durno, 1921
Hugh Lathan, 1924
Algot Westergren, 1926
Urgel Wintermute, 1939
Robert Anet, 1939
John Dick, 1940
Ron Lee, 1975
Greg Ballard, 1977
Luke Jackson, 2004
Dillon Brooks, 2017
Payton Pritchard, 2020

PENN STATE (2)

Jesse Arnette, 1954
Jalen Pickett, 2023

PURDUE (30)

Dave Charters, 1910-11
Larry Teeple, 1913
Elmer Oliphant, 1914-15
Donald White, 1921
Ray Miller, 1922
George Spradling, 1926

Charles Murphy, 1928-29-30
*John Wooden, 1930-31-32
Norman Cottom, 1934
Robert Kessler, 1936
Jewell Young, 1937-38
Terry Dischinger, 1961-62
Dave Schellhase, 1966
Rick Mount, 1969-70
Joe Barry Carroll, 1980
Glenn Robinson, 1994
JaJuan Johnson, 2011
Caleb Swanigan, 2017
Carsen Edwards, 2019
Jaden Ivey, 2022
Zach Edey, 2023-24

RUTGERS (1)

Bob Lloyd, 1967

UCLA(29)

Don Barksdale, 1947
Bill Sharman, 1950
Willie Naulls, 1956
Walt Hazzard, 1964
Gail Goodrich, 1965
Lew Alcindor, 1967-68-69
Lucius Allen, 1968
Sidney Wicks, 1970-71
Curtis Rowe, 1971
Henry Bibby, 1972
Bill Walton, 1972-73-74
Keith Wilkes, 1973-74
Dave Meyers, 1975
Richard Washington, 1976
Marques Johnson, 1977
David Greenwood, 1978-79
Don MacLean, 1992
Ed O'Bannnon, 1995
Arron Afflalo, 2007
Kevin Love, 2008
Lonzo Ball, 2017
Jaime Jaquez Jr., 2023

USC (9)

Jerry Nemer, 1933
Lee Guttero, 1935
Ralph Vaughn, 1940
Gene Rock, 1943
John Rudometkin, 1962
Gus Williams, 1975
Harold Miner, 1992
Sam Clancy, 2002
Evan Mobley, 2021

WASHINGTON (8)

C.C. Clementson, 1911
Tony Savage, 1915
Irving Cook, 1920
Hal Lee, 1934
Jack Nichols, 1948
Bob Houbregs, 1952-53

NATIONAL HONORS

CONSENSUS ALL-AMERICANS

Brandon Roy, 2006

WISCONSIN (23)

C.D. McLees, 1905

Chris Steinmetz, 1905

Frank Arthur, 1907

Hugh Harper, 1908

Helmer Swenholt, 1908-09

Walter Scoville, 1911

Otto Stangel, 1912

Allen Johnson, 1913

Carl Harper, 1914

Eugene Van Gent, 1914

George Levis, 1915

William Chandler, 1916-18

George Levis, 1916

*Harold Olsen, 1917

Eber Simpson, 1918

Gene Englund, 1941

John Kotz, 1942

Alando Tucker, 2007

Frank Kaminsky, 2015

Ethan Happ, 2019

Johnny Davis, 2022

* Hall of Fame selection

Due to NCAA sanctions, Michigan has vacated the records from the 1992 Final Four, the 1992-93, '95-96, '96-97, '97-98 and '98-99 seasons. The asterisk also denotes records, awards and other honors that have been vacated due to NCAA and U-M sanctions.

NATIONAL HONORS

NCAA DIVISION I PLAYER OF THE YEAR

1905 Christian Steinmetz, F, WIS (HF)
 1909 John Schommer, C, CHI (HF)
 1910 Harlan "Pat" Page, G, CHI (HF)
 1912 Otto Stangel, F, WIS (HF)
 1916 George Levis, F, WIS (HF)
 1917 Ray Woods, G, ILL (HF)
 1918 Bill Chandler, C, WIS (HF)
 1919 Erling Platou, G, MINN (HF)
 1922 Chuck Carney, C, ILL (HF)
 1932 John Wooden, G, PUR (HF)
 1943 Andy Phillip, F, ILL (SN)
 1953 Bob Houbregs, WASH !
 1961 Jerry Lucas, C, OSU (A-U-BW-SN-HF)
 1962 Jerry Lucas, C, OSU (A-U-BW-SN)
 1964 Gary Bradds, C, OSU (A-U)
 Walt Hazzard, UCLA (BW) !
 1966 Cazzie Russell, G, MICH (A-U-BW-SN-HF)
 1967 Lew Alcindor, UCLA (U-A-BW) !
 1969 Lew Alcindor, UCLA (U-A-BW-N) !
 1971 Sidney Wicks, UCLA (BW) !
 1972 Bill Walton, UCLA (U-A-BW-N) !
 1973 Bill Walton, UCLA (U-A-BW-N) !
 1974 Bill Walton, UCLA (U-A-BW-N) !
 1976 Scott May, F, IND (A-U-N-C-SN-HF-R)
 1976 Kent Benson, C, IND (HF)
 1977 Marques Johnson, UCLA (U-A-BW-W-N-C) !
 1986 Scott Skiles, G, MSU (BT)
 1992 Jim Jackson, F, OSU (U)
 1993 Calbert Cheaney, F, IND (A-U-BW-N-C-W-SN-R)
 1994 Glenn Robinson, F, PUR (A-U-BW-N-C-W-BT-SN-R)
 1995 Joe Smith, F, MD (A-U-N-R) !
 1995 Shawn Respert, G, MSU (C)
 1995 Ed O'Bannon, UCLA (BT-W-BW)
 2005 Dee Brown, G, ILL (SN)
 2010 Evan Turner, G, OSU (A-C-BW-N-W-BT-SN)
 2012 Draymond Green, F, MSU (C)
 2013 Trey Burke, G, MICH (A-BW-N-C-W)
 2013 Victor Oladipo, G, IND (SN-R)
 2015 Frank Kaminsky, F, WIS (A-BW-C-N-SN-W-BT-R)
 2016 Denzel Valentine, G/F, MSU (A-C-BT)
 2016 Caleb Swanigan, F, PUR (BT)
 2017 Lonzo Ball, UCLA (BW-C)
 2020 Luka Garza, C, IOWA (SN-BT)
 2021 Luka Garza, C, IOWA (A-BT-BW-C-N-SN-W)
 2023 Zach Edey, C, PUR (A-BW-C-N-SN-W)
 2024 Zach Edey, C, PUR (A-BW-C-N-SN-W)

KEY TO PLAYERS' HONORS:

A - Associated Press (established in 1961)
 U - United Press International (1955, ended in 1996)
 BW - United States Basketball Writers Association (1959)
 N - Naismith Award (1969)
 C - National Association of Basketball Coaches (1975)
 W - Wooden Award (1977)
 BT - Basketball Times (1982-2022)
 SN - The Sporting News
 HF - Helms Foundation (1905-1983)
 R - Adolph Rup Trophy (1972-2015)
 ! Includes appearances prior to joining the Big Ten

NCAA DIVISION I COACH OF THE YEAR

1961 Fred Taylor, OSU (U-BW)
 1962 Fred Taylor, OSU (U-BW)
 1964 John Wooden, UCLA (U-BW-SN-C)
 1965 Dave Strack, MICH (U)
 1967 John Wooden (U-A-BW-C)
 1969 John Wooden, UCLA (U-A-C-SN)
 1970 John Wooden, UCLA (U-A-BW-C)
 1971 John Wooden, UCLA (BW)
 1972 John Wooden, UCLA (U-A-BW-C-SN)
 1973 John Wooden, UCLA (U-A-BW-SN)
 1975 Bob Knight, IND (U-BW-SN-A-C)
 1976 Bob Knight, IND (BW-A)
 1976 Johnny Orr, MICH (C)
 1980 Lute Olson, IOWA (SN-C)
 1982 Gene Keady, PUR (CC)
 1984 Gene Keady, PUR (BW-CC)
 1984 Marv Harshman, WASH (C)
 1985 Bill Frieder, MICH (A)
 1987 Bob Knight, IND (N)
 1987 Tom Davis, IOWA (A)
 1989 Bob Knight, IND (U-BW-A-BT)
 1990 Jud Heathcote, MSU (C)
 1991 Randy Ayers, OSU (BW-A-CC-N)
 1992 Steve Fisher, MICH (BT)
 1992 George Raveling, USC (C-BW)
 1994 Gene Keady, PUR (C)
 1995 Jud Heathcote, MSU (SN)
 1995 Gene Keady, PUR (CC)
 Jim Harrick, UCLA (C-N)
 1996 Gene Keady, PUR (U-BW-A-CC)
 1998 Tom Izzo, MSU (BW-A)
 1999 Tom Izzo, MSU (BT)
 1999 Jim O'Brien, OSU (C-CB)
 2000 Gene Keady, PUR (C)
 2001 Tom Izzo, MSU (C)
 2002 Gary Williams (CC)
 2005 Bruce Weber, ILL (A-BT-CC-N-C-R-SN, U)
 2005 Tom Izzo, MSU (CB)
 2007 Bo Ryan, WIS (R-CB)
 2012 Tom Izzo, MSU (C-CC)
 2019 Matt Painter, PUR (C)
 2021 Juwan Howard, MICH (A-BW-SN)

KEY TO COACHES' HONORS:

U—United Press International (established in 1955, ended in 1996)
 BW—United States Basketball Writers Association (1959)
 SN—The Sporting News (1964)
 A—Associated Press (1967)
 C—National Association of Basketball Coaches (1969)
 CC—CBS/Chevrolet (1981) or CBSSports.com (2012)
 BT—Basketball Times (1982)
 N—Naismith Award (1987)
 R—Rupp Cup (2004-15)
 CB—Clair Bee Coach of the Year Award (1997)

FRANCES POMEROY NAISMITH AWARD

*Established in 1969 and discontinued in 2014.
 Awarded to top player under 6-0 tall*

1969 Billy Keller, G, PUR
 1974 Mike Robinson, G, MSU
 1982 Jack Moore, C, NEB !
 1995 Tyus Edney, UCLA !
 1997 Kent McCausland, G, IOWA
 2000 Scoonie Penn, G, OSU
 2006 Dee Brown, G, ILL

! Includes awards prior to joining the Big Ten

NATIONAL HONORS

BIG TEN OLYMPIANS

1952 Ronald Bontemps, ILL (Gold)
1952 Howard Williams, PUR (Gold)
1956 Carl Cain, IOWA (Gold)
1956 Charles Darling, IOWA (Gold)
1960 Walt Bellamy, IND (Gold)
1960 Jerry Lucas, OSU (Gold)
1960 Terry Dischinger, PUR (Gold)
1968 John Clawson, MICH (Gold)
1968 Bill Hosket, OSU (Gold)
1972 Jim Brewer, MINN
1972 Tom McMillen, MD*
1972 John Bach, PSU
1976 Quinn Buckner, IND (Gold)
1976 Scott May, IND (Gold)
1976 Steve Sheppard, MD (Gold)*
1976 Phil Hubbard, MICH (Gold)
1976 Romel Raffin, PSU [Canada]*
1980 Isiah Thomas, IND%
1980 Romel Raffin, PSU [Canada]*
1980 Buck Williams, MD*
1984 Uwe Blab, IND [West Germany]
1984 Steve Alford, IND (Gold)
1984 Bobby Knight, IND (Gold)
1984 Tim Garl, IND (Gold)
1984 Romel Raffin, PSU [Canada]*
1988 Romel Raffin, PSU (Bronze) [Canada]
1992 Earvin "Magic" Johnson, MSU (Gold)
1992 Jens Kujawa, ILL [Germany]
1992 Uwe Blab, IND [West Germany]
1992 Kevin Cradele, PSU [United Kingdom]
2000 Sarunas Jasikevicius, MD [Lithuania]
2000 Steve Smith, MSU (Gold)
2000 Kirk Penney, WIS [New Zealand]
2004 Sarunas Jasikevicius, MD [Lithuania]
2004 Kirk Penney, WIS [New Zealand]
2008 Deron Williams, ILL (Gold)
2008 Sarunas Jasikevicius, MD [Lithuania]
2008 Michael Redd, OSU (Gold)
2008 Jan-Hendrik Jagla, PSU [Germany]
2012 Robert Archibald, ILL [Great Britain]
2012 Deron Williams, ILL (Gold)
2012 Ekene Ibekwe, MD [Nigeria]
2012 Sarunas Jasikevicius, MD [Lithuania]
2012 Ade Dagunduro, NEB [Nigeria]*
2012 Aleks Maric, NEB [Australia]*
2012 Ekene Ibekwe, MD [Nigeria]
2016 Draymond Green, MSU (Gold)
2016 Gregory Echenique, RU [Venezuela]*
2016 Ekene Ibekwe, MD [Nigeria]*
2020 Draymond Green, MSU (Gold)
2020 Moritz Wagner, MICH [Germany]
2020 Ekpe Udoh, MICH [Nigeria]
2024 Jack McVeigh, NEB [Australia]
2024 Dillon Brooks, ORE [Canada]*
2024 Franz Wagner, MICH [Germany]
2024 Moritz Wagner, MICH [Germany]
2024 Tom Hovasse, PSU (Japan)
2024 Corey Gaines, UCLA [Japan]
2024 Keisei Tominaga, NEB [Japan]
2024 Aleem Ford, WIS [Puerto Rico]
2024 Peter Jok, IOWA [South Sudan]
2024 Tyronn Lue, NEB (Gold)*
2024 Jrue Holiday, UCLA (Gold)*

* Did not compete in Big Ten

% The United States boycotted the 1980 Olympics

NAISMITH HALL OF FAME

Fred Zollner, MINN

Kareem Abdul-Jabbar, UCLA
Don Barksdale, UCLA
Justin M. "Sam" Barry, IOWA, USC
Walt Bellamy, IND
Larry Brown, UCLA
Jerry Colangelo, ILL
Everett S. Dean, IND
Terry Dischinger, PUR
Charles "Lefty" Driesell, MD
Harold E. "Bud" Foster, WIS
Lauren "Laddie" Gale, ORE
Jack Gardner, USC
Gail Goodrich, UCLA
Marv Harshman, WASH
John Havlicek, OSU
Howard A. Hobson, ORE
Bob Houbregs, WASH
Lou Hudson, MINN
Tom Izzo, MSU
Mannie Jackson, ILL
Earvin "Magic" Johnson, MSU
Neil Johnston, OSU
Gene Keady, PUR
George E. Keogan, MINN
Bobby Knight, IND, OSU
John Kundla, MINN
Ward Lambert, PUR
Bobby "Slick" Leonard, IND
Kenneth Loeffler, PSU
Arthur C. "Dutch" Lonborg, NU
Jerry Lucas, OSU
Emmett B. "Branch" McCracken, IND
George McGinnis, IND
Kevin McHale, MINN
Walter E. Meanwell, WIS
Ralph Miller, IOWA
Reggie Miller, UCLA
Charles Murphy, PUR
Don Nelson, IOWA
Pete Newell, MSU
Harold G. Olsen, OSU
Lute Olson, IOWA
Andy Phillip, ILL
James Pollard, MINN
Henry V. Porter, ILL
Cumberland Posey Jr., PSU
George Raveling, MD, IOWA, USC
Arnie Risen, OSU
Bo Ryan, WIS
Abe Saperstein, ILL
Bill Self, ILL
Bill Sharman, USC
Lynn St. John, OSU
Christian "Chris" Steinmetz, WIS
David Stern, Rutgers
Fred R. Taylor, OSU
Isaiah Thomas, IND
Rudy Tomjanovich, MICH
Bill Walton, UCLA
Chris Webber, MICH
Paul Westphal, USC
Jamaal Wilkes, UCLA
Gary Williams, MD, OSU
Tex Winter, NU, WASH
John Wooden, PUR, UCLA

BIG TEN MEDAL OF HONOR

BIG TEN MEDAL OF HONOR

Awarded to one male and one female from the graduating class of each member institution, who demonstrated athletic and academic excellence throughout their college career. Below is a list of former Big Ten men's basketball players who have been awarded the honor.

1915	Edward A. Williford, Illinois	1939	John A. Kundla, Minnesota	1977	Steve Grote, Michigan
1915	John Harvey Ellis, Northwestern	1939	Walter I. Bietila, Wisconsin	1977	Bruce Parkinson, Purdue
1916	Bernard W. Bierman, Minnesota	1940	Harold Van Every, Minnesota	1977	Peter W. Brey, Wisconsin
1916	Pau L. Walter, Purdue	1942	William Hocking, Illinois	1979	Gregory Kelsner, Michigan State
1917	Clyde Godel Alwood, Illinois	1942	Richard E. Hein, Iowa	1980	Mike Campbell, Northwestern
1917	DeWitt T. Mullett, Indiana	1943	Edwin S. Parker, Illinois	1981	Steve Waite, Iowa
1918	Ebert Edward Simpson, Jr., Wisconsin	1943	Russell Wendland, Northwestern	1981	Jay Vincent, Michigan State
1919	William C. Gorgas, Chicago	1943	Allen Carl Menke, Purdue	1981	Brian Walker, Purdue
1919	William M. Zeller, Indiana	1943	Frederick R. Rehm, Wisconsin	1982	Bob Grady, Northwestern
1919	Erling S. Platou, Minnesota	1945	Donald Delaney, Illinois	1983	Randy Breuer, Minnesota
1919	Ruben Allen Marquardt, Northwestern	1945	Arnold Lehrman, Minnesota	1985	Uwe Blab, Indiana
1919	Sheldon J. Mann, Ohio State	1945	Ben Schadler, Northwestern	1985	Steve Reid, Purdue
1919	Robert E. Markley, Purdue	1945	Jack R. Dugger, Ohio State	1987	Steve Alford, Indiana
1920	John B. Felmley, Illinois	1947	Ralph Hamilton, Indiana	1987	J. J. Weber, Wisconsin
1920	Norman W. Kingsley, Minnesota	1947	Warren E. Amling, Ohio State	1988	Shon Morris, Northwestern
1920	Harold Lee Kime, Ohio State	1947	Myrwin Anderson, Purdue	1990	Stephen Scheffler, Purdue
1920	Paul B. Church, Purdue	1947	Exner Menzel, Wisconsin	1991	Dave Barrett, Purdue
1920	Anthony G. Zulfer, Wisconsin	1948	Charles Tourek, Northwestern	1992	Craig Riley, Purdue
1921	Everett S. Dean, Indiana	1949	T. Dwight Eddleman, Illinois	1993	Robert Pelinka, Michigan
1921	Robert J. Kaufmann, Iowa	1950	Donald C. Hays, Iowa	1994	Kevin Rankin, Northwestern
1921	Neal A. Arnston, Minnesota	1951	Myer U. Skoog, Minnesota	1995	John Amaechi, Penn State
1922	Herbert O. Crisler, Chicago	1951	Donald C. Blasius, Northwestern	1998	Chad Austin, Purdue
1922	Aubrey Devine, Iowa	1951	Neil Schmidt, Purdue	1999	Evan Eschmeyer, Northwestern
1922	Arnold Oss, Minnesota	1952	Robert Watson Masters, Indiana	2000	Brian Cardinal, Purdue
1923	Otto H. Vogel, Illinois	1952	Charles "Chuck" Darling, Iowa	2001	Mike Kelley, Wisconsin
1923	Rudolph Hultkrans, Minnesota	1952	Richard K. Means, Minnesota	2003	Kyle Hornsby, Indiana
1923	James J. Peterson, Northwestern	1953	Clive Follmer, Illinois	2003	Kirk Penney, Wisconsin
1923	Gustave K. Tebell, Wisconsin	1953	Robert D. Gelle, Minnesota	2005	Jack Ingram, Illinois
1924	Campbell Dickson, Chicago	1954	Lawrence E. Kurka, Northwestern	2005	Chris Hill, Michigan State
1924	Walter Roettger, Illinois	1954	Paul Allen Ebert, Ohio State	2006	Dee Brown, Illinois
1924	Wayland Hicks, Iowa	1954	Norbert J. Esser, Wisconsin	2006	Greg Brunner, Iowa
1925	Harlan Logan, Indiana	1955	Charles J. Mencil, Minnesota	2007	Warren Carter, Illinois
1925	Ferdinand J. Wellman, Purdue	1955	Dennis C. Blind, Purdue	2007	Adam Haluska, Iowa
1926	John W. Mauer, Illinois	1955	Richard W. Cable, Wisconsin	2008	Drew Neitzel, Michigan State
1926	Raymond F. Rasey, Minnesota	1956	Andrew Hough, Iowa	2009	Trent Meacham, Illinois
1927	Roger Wheeler, Minnesota	1956	Joe W. Sexson, Purdue	2009	Joe Krabbenhoft, Wisconsin
1928	Arthur J. Beckner, Indiana	1957	Harold Richard Neal, Indiana	2010	Chris Kramer, Purdue
1928	Lawrence Harrison, Iowa	1957	Frank Otis Sebolt, Iowa	2012	Matt Roth, Indiana
1928	Malvin J. Nydahl, Minnesota	1957	Joe Campbell, Purdue	2012	Robbie Hummel, Purdue
1928	Wm. H. Droegemueller, Northwestern	1958	Walter V. (Bunk) Holt, Wisconsin	2013	Brandon Paul, Illinois
1928	Harry A. Kemmer, Purdue	1959	Robert Anderegg, Michigan State	2015	Varun Ram, Maryland
1928	Louis Behr, Wisconsin	1959	Larry P. Huston, Ohio State	2016	Nick Zeisloft, Indiana
1929	Forest Twogood, Iowa	1959	John R. Hobbs, Wisconsin	2016	Mike Gesell, Iowa
1929	George E. MacKinnon, Minnesota	1960	Terry O. Miller, Michigan	2016	Shavon Shields, Nebraska
1929	C.S. Lyle, Purdue	1960	Richard L. Furry, Ohio State	2019	Juwan Morgan, Indiana
1929	Theodore A. Thelander, Wisconsin	1961	Gary V. Long, Indiana	2020	Cassius Winston, Michigan State
1930	Robert Tanner, Minnesota	1961	Richard H. Hoyt, Ohio State	2022	John Harrar, Penn State
1931	Earl W. Loose, Minnesota	1961	Robert T. Orrill, Purdue	2022	Geo Baker, Rutgers
1931	Charles R. Larkins, Ohio State	1962	Joel D. Novak, Iowa	2022	Brad Davison, Wisconsin
1932	John R. Wooden, Purdue	1962	Thomas M. Hughbanks, Wisconsin	2023	Nick Lorusso, Maryland
1932	Harvey H. Schneider, Wisconsin	1963	David J. Downey, Illinois	2024	Boo Buie, Northwestern
1933	Keith I. Parsons, Chicago	1963	Robert J. Bateman, Minnesota	2024	Mason Gillis, Purdue
1934	Donald Brewer, Northwestern	1963	Jerry R. Lucas, Ohio State		
1934	W.P. Fehring, Purdue	1963	Hugh V. (Pat) Richter, Wisconsin		
1935	Rolf Falk Poser, Wisconsin	1964	Andrew J. Hankins, Iowa		
1936	Gordon C. Peterson, Chicago	1964	George (Pete) Gent, Michigan State		
1936	Curtis M. Shanahan, Northwestern	1964	Arthur (Bill) Davis, Minnesota		
1936	Bruce B. Laybourne, Ohio State	1964	Martin C. Riessen, Northwestern		
1936	Robert L. Kessler, Purdue	1964	Donald H. Flatt, Ohio State		
1937	Harry Combes, Illinois	1964	Melvyn J. Garland, Purdue		
1937	Vernon R. Huffman, Indiana	1965	G. Bogie Redmon, Illinois		
1937	Glynn M. Downey, Purdue	1966	James M. Moses, Iowa		
1939	Robert E. Cassels, Chicago	1966	Dave G. Schellhase, Purdue		
		1968	Wilmer F. Hosket, Ohio State		
		1970	Richard Jensen, Iowa		
		1971	James Clemons, Ohio State		
		1971	George Faerber, Purdue		
		1972	Robert A. Ford, Purdue		
		1973	James T. Brewer, Minnesota		
		1974	Gary D. Anderson, Wisconsin		

BIG TEN HONORS

PLAYER OF THE YEAR	DEFENSIVE PLAYER OF THE YEAR	COACH OF THE YEAR
1985 Roy Tarpley, JR, C, MICH	1984 Ricky Hall, SR, G, PUR	1978 Jud Heathcote, MSU
1986 Scott Skiles, SR, G, MSU	1985 Bruce Douglas, JR, G, ILL	1979 Lute Olson, IOWA
1987 Dennis Hopson, SR, G, OSU	1986 Bruce Douglas, SR, G, ILL	1980 Bob Knight, IND
1988 Gary Grant, SR, G, MICH	1987 Gary Grant, JR, G, MICH	1981 Bob Knight, IND
1989 Jay Edwards, SO, G, IND (M)	1988 Gary Grant, SR, G, MICH	1982 Jim Dutcher, MINN
Glen Rice, SR, F, MICH (C)	1989 Stephen Bardo, JR, G, ILL	1983 Eldon Miller, OSU
1990 Stephen Scheffler, SR, C, PUR	1990 Ken Redfield, SR, F, MSU	1984 Gene Keady, PUR
1991 Jim Jackson, SO, G-F, OSU	1991 No Selection	1985 Bill Frieder, MICH
1992 Jim Jackson, JR, G-F, OSU	1992 Acie Earl, JR, C, IOWA	1986 Jud Heathcote, MSU
1993 Calbert Cheaney, SR, F, IND	1993 Greg Graham, SR, G, IND	1987 Tom Davis, IOWA
1994 Glenn Robinson, SO, F, PUR	1994 Patrick Baldwin, SR, G, NU	1988 Gene Keady, PUR
1995 Shawn Respert, SR, G, MSU	1995 Eric Snow, SR, G, MSU	1989 Bob Knight, IND
1996 Brian Evans, SR, F, IND	1996 Porter Roberts, SR, G, PUR	1990 Gene Keady, PUR
1997 Vacated	1997 Vacated	1991 Randy Ayers, OSU
1998 Mateen Cleaves, SO, G, MSU	1998 Calvin Booth, JR, C, PSU	1992 Randy Ayers, OSU
1999 Mateen Cleaves, JR, G, MSU (C)	1999 Mike Kelley, SO, G, WIS	1993 Lou Henson, ILL
Scoonie Penn, JR, G, OSU (M)	2000 Ken Johnson, JR, C, OSU	1994 Gene Keady, PUR
2000 A.J. Guyton, SR, G, IND (M)	2001 Ken Johnson, SR, C, OSU	1995 Gene Keady, PUR
Morris Peterson, SR, F, MSU (C)	2002 Dane Fife, SR, G, IND	1996 Gene Keady, PUR
2001 Frank Williams, SO, G, ILL	Travarus Bennett, SR, F, MINN	1997 Vacated
2002 Jared Jeffries, SO, F, IND	2003 Kenneth Lowe, JR, G, PUR	1998 Tom Izzo, MSU
2003 Brian Cook, SR, F, ILL	2004 Kenneth Lowe, SR, G, PUR	1999 Jim O'Brien, OSU
2004 Devin Harris, JR, G, WIS	2005 Dee Brown, JR, G, ILL	2000 Gene Keady, PUR
2005 Dee Brown, JR, G, ILL	2006 Ereik Hansen, SR, C, IOWA	2001 Jim O'Brien, OSU
2006 Terence Dials, SR, F/C, OSU	2007 Greg Oden, FR, C, OSU	2002 Bo Ryan, WIS
2007 Alando Tucker, SR, F, WIS	2008 Chris Kramer, SO, G, PUR	2003 Bo Ryan, WIS
2008 D.J. White, SR, F, IND	2009 Travis Walton, SR, G, MSU	2004 Bill Carmody, NU
2009 Kalin Lucas, SO, G, MSU	2010 Chris Kramer, SR, G, PUR	2005 Bruce Weber, ILL
2010 Evan Turner, JR, G, OSU	2011 JaJuan Johnson, SR, F, PUR	2006 Thad Matta, OSU
2011 JaJuan Johnson, SR, F, PUR	2012 Aaron Craft, SO, G, OSU	2007 Thad Matta, OSU
2012 Draymond Green, SR, F, MSU	2013 Victor Oladipo, JR, G, IND	2008 Matt Painter, PUR
2013 Trey Burke, SO, G, MICH	2014 Aaron Craft, SR, G, OSU	2009 Ed DeChellis, PSU (M)
2014 Nik Stauskas, SO, G, MICH	2015 Rapheal Davis, JR, G, PUR	Tom Izzo, MSU (C)
2015 Frank Kaminsky, SR, F, WIS	2016 A.J. Hammons, SR, C, PUR	2010 Thad Matta, OSU (M)
2016 Denzel Valentine, SR, G/F, MSU	2017 Reggie Lynch, JR, C, MINN	Matt Painter, PUR (C)
2017 Caleb Swanigan, JR, F, PUR	2018 Jaren Jackson, JR., FR, F, MSU	2011 Matt Painter, PUR
2018 Keita Bates-Diop, SR., F, OSU	2019 Josh Reaves, SR, G, PSU	2012 Tom Izzo, MSU
2019 Cassius Winston, JR., G, MSU	2020 Xavier Tillman, JR, F, MSU	2013 Bo Ryan, WIS
2020 Luka Garza, JR, C, IOWA	2021 Darryl Morsell, SR, G, MD	2014 John Beilein, MICH (M)
2021 Luka Garza, SR, C, IOWA	2022 Caleb McConnell, SR, G, RUT	Tim Miles, NEB (C)
2022 Johnny Davis, SO, G/F, WIS	2023 Chase Audige, Sr., G, NU	2015 Mark Turgeon, MD (M)
2023 Zach Edey, JR, C, PUR	Caleb McConnell, SR, G, RUT	Bo Ryan, WIS (C)
2024 Zach Edey, SR, C, PUR	2024 Ace Baldwin Jr., SR, G, PSU	2016 Tom Crean, IND
		2017 Richard Pitino, MINN
		2018 Chris Holtmann, OSU
		2019 Matt Painter, PUR
		2020 Greg Gard, WIS
		2021 Juwan Howard, MICH
		2022 Greg Gard, WIS
		2023 Chris Collins, NU
		2024 Fred hoiberg, NEB
		Matt Painter, PUR

(selected by Big Ten radio broadcasters; by coaches only since 1992)

(selected by media and coaches from 1973-1991 and since 2007; media only from 1992-2006)

BIG TEN HONORS

FRESHMAN OF THE YEAR

1986	Gary Grant, G, MICH (M only)
1987	Dean Garrett, C, IND# (C only)
1988	Jay Edwards, G, IND (M only)
1989	Eric Anderson, C, IND
1990	Jim Jackson, G, OSU
1991	Damon Bailey, G, IND
1992	Chris Webber, F, MICH*
1993	Greg Simpson, G, OSU
1994	Jess Settles, F, IOWA
1995	Maurice Taylor, F, MICH*
1996	Sam Okey, F, WIS
1997	A.J. Guyton, G, IND
1998	Michael Redd, G, OSU
1999	Cory Bradford, G, ILL
2000	Brian Cook, F, ILL (M) LaVell Blanchard, F, MICH (C and M)
2001	Jared Jeffries, F, IND
2002	Rick Rickert, F, MINN
2003	Daniel Horton, G, MICH
2004	Kris Humphries, F, MINN
2005	D.J. White, F, IND
2006	Jamelle Cornley, F, PSU
2007	Greg Oden, C, OSU
2008	Eric Gordon, G, IND
2009	William Buford, G, OSU
2010	D.J. Richardson, G, ILL (C) Drew Crawford, G/F, NU (M)
2011	Jared Sullinger, F, OSU
2012	Cody Zeller, F, IND (C) Trey Burke, G, MICH (M)
2013	Gary Harris, G, MSU
2014	Noah Vonleh, F, IND
2015	D'Angelo Russell, G, OSU
2016	Ethan Happ, F, WIS
2017	Miles Bridges, G/F, MSU
2018	Jaren Jackson Jr., F, MSU
2019	Ignas Brazdeikis, G/F, MICH
2020	Kofi Cockburn, C, ILL
2021	Hunter Dickinson, C, MICH
2022	Malaki Branham, G, OSU
2023	Jalen Hood-Schifino, G, IND
2024	Mackenzie Mgbako, IND (C) Owen Freeman, IOWA (C/M)

SIXTH MAN OF THE YEAR

2006	Doug Thomas, F, Iowa
2007	Daequan Cook, G, OSU
2008	Jason Bohannon, G, WIS
2009	B.J. Mullens, C, OSU
2010	Draymond Green, F, MSU
2011	Aaron Craft, G, OSU
2012	D.J. Byrd, G, PUR
2013	Will Sheehey, F, IND
2014	Nigel Hayes, F, WIS
2015	Gabriel Olaseni, F, IOWA
2016	Max Bielfeldt, F, IND
2017	Nicholas Baer, F, IOWA
2018	Duncan Robinson, G, MICH
2019	Xavier Tillman, F, MSU
2020	Aaron Wiggins, MD
2021	Andre Curbelo, ILL
2022	Trevion Williams, F, PUR
2023	Payton Sandfort, G, PUR
2024	Mason Gillis, F, PUR

selected as "Newcomer of the Year"

* Due to NCAA sanctions, Michigan has vacated the records from the 1992 Final Four, the 1992-93, '95-96, '96-97, '97-98 and '98-99 seasons. The asterisk also denotes records, awards and other honors that have been vacated due to NCAA and U-M sanctions.

Note: Player, Freshman and Coach of the Year selected under auspices of Associated Press and United Press International from 1986 to 1989.

HOWARD MOORE ASSISTANT COACH OF THE YEAR

2023	Chris Lowery, NU
2024	Brandon Brantley, PUR

Added in 2013, the award which honors former Wisconsin assistant coach Howard Moore, is presented to a men's basketball assistant coach who demonstrates commitment to the development of student-athletes on and off the court; who has made a measurable contribution to the betterment of their community; and who has shown a commitment to diversity and inclusion. The recipient shall have made a demonstrable positive impact on the lives of those with whom they interact.

Howard Moore has had an impact on the Big Ten Conference at all levels, playing on the Wisconsin basketball team from 1992-95, holding an assistant coaching role for the Badgers from 2006-10 and 2016-19 and serving as an analyst on the Big Ten Network. His impact extends far beyond basketball where his Moore Foundation was an extension of the way he lives his life: being selfless and putting others first. His career was tragically cut short in May of 2019 when an accident with a drunk driver claimed the lives of his wife and daughter and left him with life-altering disabilities.

BIG TEN HONORS

ALL-FRESHMAN TEAM

ILLINOIS

James Augustine, F, 2003
Dee Brown, G, 2003
Jamar Smith, G, 2006
D.J. Richardson, G, 2010
Jereme Richmond, F, 2011
Kendrick Nunn, G, 2014
Trent Frazier, G, 2018
Ayo Dosunmu, G, 2019
Kofi Cockburn, C, 2020
Andre Curbelo, G, 2021

INDIANA

Bracey Wright, F, 2003
Robert Vaden, G/F, 2005
D.J. White, F, 2005
Eric Gordon, G, 2008
Christian Watford, F, 2010
Cody Zeller, F, 2012
Yogi Ferrell, G, 2013
Noah Vonleh, F, 2014
James Blackmon Jr., G, 2015
Thomas Bryant, C, 2016
Romeo Langford, G, 2019
Trayce Jackson-Davis, F, 2020
Jalen Hood-Schifino, G, 2023
Mackenzie Mgbako, F, 2024

IOWA

Tyler Smith, F, 2007
Matt Gatens, G, 2009
Eric May, G, 2010
Melsahn Basabe, F, 2011
Aaron White, F, 2012
Jordan Bohannon, G, 2017
Tyler Cook, F, 2017
Joe Wieskamp, G, 2019
C.J. Fredrick, G, 2020
Keegan Murray, F, 2021
Owen Freeman, F, 2024

MARYLAND

Melo Trimble, G, 2015
Diamond Stone, C, 2016
Bruce Fernando, F, 2018
Jalen Smith, F, 2019
DeShawn Harris-Smith, G, 2024

MICHIGAN

Daniel Horton, G, 2003
Dion Harris, G, 2004
Courtney Sims, F/C, 2004
Manny Harris, G, 2008
Tim Hardaway Jr., G, 2011
Trey Burke, G, 2012
Glenn Robinson III, F, 2013
Derrick Walton Jr., G, 2014
Ignas Brazdeikis, G/F, 2019
Franz Wagner, G, 2020
Hunter Dickinson, C, 2021
Moussa Diabate, F, 2022
Jett Howard, G, 2023

MICHIGAN STATE

Shannon Brown, G, 2004
Drew Neitzel, G, 2005
Raymar Morgan, F, 2007
Delvon Roe, F, 2009

Branden Dawson, G, 2012
Gary Harris, G, 2013
Miles Bridges, G/F, 2017
Jaren Jackson Jr., F, 2018
Rocket Watts, G, 2020
Max Christie, G, 2022

MINNESOTA

Kris Humphries, F, 2004
Dan Coleman, F, 2005
Jordan Murphy, F, 2016
Amir Coffey, G, 2017
Cam Christie, F, 2024

NEBRASKA

Bryce McGowens, G, 2022

NORTHWESTERN

Craig Moore, G, 2006
Kevin Coble, F, 2007
Drew Crawford, G/F, 2010
Dave Sobolewski, G, 2012
Bryant McIntosh, G, 2015

OHIO STATE

Mike Conley Jr., G, 2007
Greg Oden, C, 2007
Kosta Koufos, F/C, 2008
William Buford, G, 2009
B.J. Mullens, C, 2009
Aaron Craft, G, 2011
Jared Sullinger, F, 2011
D'Angelo Russell, G, 2015
Jae'Sean Tate, F, 2015
Kaleb Wesson, F, 2018
Malachi Branham, F, 2022
Brice Sensabaugh, G, 2023

PENN STATE

Marlon Smith, G, 2004
Geary Claxton, G/F, 2005
Janelle Cornley, F, 2006
Tony Carr, G, 2017

PURDUE

Chris Lutz, G, 2006
Robbie Hummel, G/F, 2008
E'Twaun Moore, G, 2008
Lewis Jackson, G, 2009
Kelsey Barlow, G/F, 2010
A.J. Hammons, C, 2013
Kendall Stephens, G, 2014
Caleb Swanigan, F, 2016
Zach Edey, C, 2021
Jaden Ivey, G, 2021
Braden Smith, G, 2023

WISCONSIN

Alando Tucker, F, 2003
Joe Krabbenhoft, G/F, 2006
Sam Dekker, F, 2013
Nigel Hayes, F, 2014
Ethan Happ, F, 2016
Brad Davison, G, 2018
Chucky Hepburn, G, 2022
Connor Essegian, G, 2023
John Blackwell, G, 2024

BIG TEN HONORS

ALL-DEFENSIVE TEAM

ILLINOIS

Brian Randle, F, 2006
Chester Frazier, G, 2007-09
Nnanna Egwu, F, 2015
Trent Frazier, G, 2021-22

INDIANA

Victor Oladipo, G, 2012-13
Yogi Ferrell, G, 2016
Trayce Jackson-Davis, G, 2022-23
Kel'el Ware, C, 2024

IOWA

Erek Hansen, C, 2006
Jarrod Uthoff, F, 2016

MARYLAND

Anthony Cowan Jr., G, 2018
Bruno Fernando, F, 2019
Jalen Smith, F, 2020
Darryl Morsell, G, 2021

MICHIGAN

Ekpe Udoh, F, 2008
Jordan Morgan, F, 2013
Zavier Simpson, G, 2019

MICHIGAN STATE

Shannon Brown, G, 2006
Travis Walton, G, 2007-08-09
Delvon Roe, F, 2011
Draymond Green, F, 2012
Gary Harris, G, 2014
Branden Dawson, G/F, 2015
Jaren Jackson, Jr., F, 2018
Matt McQuaid, G, 2019
Xavier Tillman, F, 2020
Aaron Henry, F, 2021

MINNESOTA

Damian Johnson, F, 2009
Reggie Lynch, F, 2017
Daniel Oturu, C, 2020

NORTHWESTERN

Mohamed Hachad, G, 2006
Jeremy Nash, G/F, 2010
Vic Law, F, 2017
Chase Audige, G, 2023
Brooks Barnhizer, F, 2024

OHIO STATE

Je'Kel Foster, G, 2006
Greg Oden, C, 2007
Dallas Lauderdale, F, 2010
Aaron Craft, G, 2011-12-13-14
David Lighty, G, 2011
Shannon Scott, G, 2013-14
E.J. Liddell, F, 2022

PENN STATE

Tim Frazier, G, 2012
Josh Reaves, G, 2018-19
Mike Watkins, F, 2018
Jamari Wheeler, G, 2020-21
Ace Baldwin jr., G, 2024

PURDUE

Chris Kramer, G, 2007-08-09-10
JaJuan Johnson, F/C, 2009-10-11
A.J. Hammons, C, 2014-15-16
Raphael Davis, G, 2015-16
Dakota Mathias, G, 2017-18
Nojel Eastern, F/G, 2019-20
Eric Hunter, G, 2022
Zach Edey, C, 2023-24

RUTGERS

Myles Johnson, C, 2021
Caleb McConnell, G, 2022
Caleb McConnell, G, 2023
Clifford Omoruyi, F, 2023-24

WISCONSIN

Michael Flowers, G, 2007-08
Joe Krabbenhoft, G/F, 2008
Trévon Hughes, G, 2010
Jordan Taylor, G, 2011
Josh Gasser, G, 2012-14-15
Jared Berggren, F/C, 2013
Ethan Happ, F, 2016-17
Zak Showalter, G, 2017
Chucky Hepburn, G, 2024

ALL-BIG TEN

First Team since 1948

ILLINOIS (46)

Dwight Eddleman, F, 1948-49
Don Sunderlage, G, 1951
Rod Fletcher, G, 1952
Irv Bemoras, G, 1953
John Kerr, C, 1954
Paul Judson, G, 1955-56
George Bon Salle, C, 1956
Bill Ridley, G, 1956
Don Ohl, G, 1957-58
Dave Downey, F, 1963
Skip Thoren, C, 1965
Tal Brody, G, 1965
Don Freeman, F, 1966
Jim Dawson, G, 1967
Dave Scholz, C, 1968-69
Nick Weatherspoon, F, 1973
Eddie Johnson, F, 1981
Derek Harper, G, 1983
Bruce Douglas, G, 1984
Ken Norman, F, 1986-87
Nick Anderson, F, 1989
Kendall Gill, G, 1990
Kiwane Garris, G, 1996-97
Kevin Turner, G, 1998
Frank Williams, G, 2001-02
Brian Cook, F, 2003
Deron Williams, G, 2004-05
Dee Brown, G, 2005-06
Luther Head, G, 2005
James Augustine, F, 2006
Demetri McCamey, G, 2010
Kofi Cockburn, C, 2021-22
Ayo Dosunmu, G, 2021
Terrence Shannon Jr., G, 2023-24
Marcus Domask, G, 2024

INDIANA (60)

Lou Watson, G, 1950
Bill Garrett, C, 1951
Don Schlundt, C, 1953-54-55
Bob Leonard, G, 1953-54
Archie Dees, C, 1957-58
Walt Bellamy, C, 1960-61
Jimmy Rayl, G, 1962-63
Tom Bolyard, F, 1963
Dick Van Arsdale, F, 1964
Harry Joyner, F, 1967
George McGinnis, F, 1971
Joby Wright, F, 1972
Steve Downing, C, 1973
Steve Green, F, 1974-75
Quinn Buckner, G, 1974-75
Scott May, F, 1975-76
Kent Benson, C, 1975-76-77
Mike Woodson, F, 1979
Isiah Thomas, G, 1980-81
Ted Kitchel, F, 1982-83
Randy Wittman, G-F, 1983
Steve Alford, G, 1984-86-87
Uwe Blab, C, 1985
Dean Garrett, C, 1988
Jay Edwards, G, 1989
Calbert Cheaney, G-F, 1991-92-93
Eric Anderson, F, 1991
Greg Graham, G, 1993
Damon Bailey, G, 1994
Alan Henderson, F, 1995
Brian Evans, F, 1996
A.J. Guyton, G, 2000

Kirk Haston, F, 2001
Jared Jeffries, F, 2002
Jeff Newton, F, 2003
Bracey Wright, G, 2005
Eric Gordon, G, 2008
D.J. White, F, 2008
Victor Oladipo, G, 2013
Cody Zeller, F, 2013
Yogi Ferrell, G, 2015-16
Trayce Jackson-Davis, F, 2023

IOWA (31)

Murray Wier, F, 1948
Chuck Darling, C, 1952
Bill Logan, C, 1955-56
Carl Cain, F, 1956
Dave Gunther, F, 1959
Don Nelson, C-F, 1961-62
Sam Williams, F, 1967-68
John Johnson, F, 1970
Fred Brown, G, 1971
Ronnie Lester, G, 1978-79
Kevin Boyle, F, 1981
Greg Stokes, C, 1985
Ed Horton, F, 1989
Acie Earl, C, 1992
Jess Settles, F, 1996
Andre Woolridge, G, 1996-97
Greg Brunner, F, 2006
Adam Haluska, G, 2007
Roy Devyn Marble, G, 2014
Aaron White, F, 2015
Jarrod Uthoff, F, 2016
Peter Jok, G, 2017
Luka Garza, C, 2020-21
Keegan Murray, F, 2022
Kris Murray, F, 2023

MARYLAND (6)

Dez Wells, G, 2015
Melo Trimble, G, 2015-17
Bruno Fernando, F, 2019
Anthony Cowan Jr., G, 2020
Jalen Smith, F, 2020

MICHIGAN (35)

Pete Elliott, G, 1948
Bob Harrison, G, 1948-49
M.C. Burton, F, 1959
Bill Buntin, C, 1963-64-65
Cazzie Russell, G, 1964-65-66
Rudy Tomjanovich, F, 1969-70
Henry Wilmore, F, 1971-72
Campy Russell, F, 1974
Rickey Green, G, 1976-77
Phil Hubbard, C, 1977
Mike McGee, F, 1978-81
Roy Tarpley, C, 1985-86
Gary Grant, G, 1987-88
Glen Rice, F, 1988-89
Rumeal Robinson, G, 1990
Chris Webber, F, 1993*
Juwon Howard, C, 1994
Jalen Rose, G, 1994
Robert Traylor, C, 1998*
LaVell Blanchard, F, 2003
Daniel Horton, G, 2006
Manny Harris, G, 2009
Trey Burke, G, 2013
Tim Hardaway Jr., G, 2013
Nik Stauskas, G, 2014

MICHIGAN STATE (46)

Julius McCoy, F, 1956
Jack Quiggle, G, 1957
Johnny Green, C, 1958-59
Horace Walker, F, 1960
Stan Washington, F, 1966
Lee Lafayette, C, 1969
Ralph Simpson, F, 1970
Mike Robinson, G, 1972-73-74
Lindsay Hairston, C, 1974-75
Terry Furlow, F, 1975-76
Earvin Johnson, G, 1978-79
Gregory Kelsner, F, 1979
Jay Vincent, C, 1980-81
Kevin Smith, G, 1982
Sam Vincent, G, 1985
Scott Skiles, G, 1986
Steve Smith, G, 1990-91
Mike Peplowski, C, 1992
Shawn Respert, G, 1994-95
Mateen Cleaves, G, 1998-99-00
Morris Peterson, F, 1999-00
Charlie Bell, G, 2001
Jason Richardson, F, 2001
Marcus Taylor, G, 2002
Paul Davis, C, 2004
Drew Neitzel, G, 2007-08
Kalin Lucas, G, 2009-10
Draymond Green, F, 2012
Gary Harris, G, 2014
Denzel Valentine, G/F, 2016
Miles Bridges, F, 2018
Cassius Winston, G, 2019-20

MINNESOTA (31)

Jim McIntyre, C, 1948
Whitey Skoog, G, 1950-51
Charles Mencil, G, 1953-55
Dick Garmaker, G, 1954-55
George Kline, F, 1957-58
Ron Johnson, C, 1959-60
Lou Hudson, F, 1965
Tom Kondla, C, 1967
Clyde Turner, F, 1972
Ron Behagen, F, 1973
Jim Brewer, C, 1973
Mychal Thompson, C, 1976-77-78
Kevin McHale, C, 1980
Randy Breuer, C, 1982-83
Darryl Mitchell, G, 1982
Tommy Davis, F, 1985
Willie Burton, F, 1990
Quincy Lewis, G/F, 1999
Rick Rickert, F, 2003
Kris Humphries, F, 2004
Vincent Grier, G/F, 2005
Nate Mason, G, 2017
Jordan Murphy, F, 2019

NEBRASKA (2)

Terran Petteway, G, 2014
James Palmer Jr., G, 2018

NORTHWESTERN (13)

Ray Ragelis, C, 1951
Frank Ehmann, F, 1955
Joe Ruklick, C, 1959
Rick Lopossa, F, 1964
Jim Burns, G, 1967
Billy McKinney, G, 1977
Geno Carlisle, G, 1996
Evan Eschmeyer, C, 1997-98-99

Jitim Young, G, 2004
John Shurna, F, 2012
Boo Buie, G, 2024

OHIO STATE (56)

Dick Schnittker, F, 1949-50
Bob Donham, F, 1950
Paul Ebert, C, 1952-54
Robin Freeman, G, 1955-56
Frank Howard, F, 1957-58
Jerry Lucas, C, 1960-62
John Havlicek, F, 1961-62
Larry Siegfried, G, 1961
Gary Bradds, C, 1963-64
Bill Hosket, F, 1967-68
Dave Sorenson, C, 1969-70
Jim Cleamons, G, 1971
Luke Witte, C, 1971
Allan Hornyak, G, 1971-72-73
Kelvin Ransay, G, 1978-79-80
Herb Williams, C, 1980
Clark Kellogg, F, 1982
Tony Campbell, F, 1983-84
Brad Sellers, C, 1986
Dennis Hopson, F, 1987
Jay Burson, G, 1989
Jim Jackson, G-F, 1991-92
Scoonie Penn, G, 1999-00
Michael Redd, G, 2000
Ken Johnson, C, 2001
Brian Brown, G, 2002
Terence Dials, F/C, 2006
Greg Oden, C, 2007
Mike Conley Jr., G, 2007
Jamar Butler, G, 2008
Evan Turner, G/F, 2009-10
Jared Sullinger, F, 2011-12
Aaron Craft, G, 2013
Deshaun Thomas, F, 2013
D'Angelo Russell, G, 2015
Keita Bates-Diop, F, 2018
E.J. Liddell, F, 2021-22

PENN STATE (11)

John Amaechi, C, 1995
Matt Gaudio, F, 1996
Jarrett Stephens, F, 2000
Joe Crispin, G, 2001
Talor Battle, G, 2009-11
Tim Frazier, G, 2012
Tony Carr, G, 2018
Lamar Stevens, F, 2019-20
Jalen Pickett, G, 2023

PURDUE (52)

Howard Williams, G, 1949
Carl McNulty, C, 1952
Willie Merriweather, G, 1959
Terry Dischinger, C, 1960-62
Mel Garland, G, 1963
Dave Schellhase, F, 1964-66
Rick Mount, G, 1968-70
Herman Gilliam, F, 1969
Bob Ford, F, 1972
Frank Kendrick, F, 1974
Bruce Parkinson, G, 1975
John Garrett, C, 1975
Walter Jordan, F, 1977-78
Joe Barry Carroll, C, 1979-80
Keith Edmondson, G, 1982
Russell Cross, C, 1983
Jim Rowinski, C, 1984

ALL-BIG TEN

James Bullock, F-C, 1985
Troy Lewis, G, 1987-88
Todd Mitchell, F, 1988
Stephen Scheffler, C, 1990
Jimmy Oliver, F, 1991
Woody Austin, G, 1992
Glenn Robinson, F, 1993-94
Cuonzo Martin, G, 1995
Chad Austin, G, 1997-98
Willie Deane, G, 2003
Carl Landry, F, 2007
Robbie Hummel, G/F, 2008-10-12
JaJuan Johnson, F/C, 2009-11
E'Twaun Moore, G, 2010-11
A.J. Hammons, C, 2016
Caleb Swanigan, F, 2017
Carsen Edwards, G, 2018-19
Trevion Williams, F, 2021
Jaden Ivey, G, 2022
Zach Edey, C, 2023-24
Braden Smith, G, 2024

WISCONSIN (25)

Don Rehfeldt, C, 1949-50
Ab Nicholas, G, 1951-52
Joe Franklin, F, 1968
Patrick Tompkins, C, 1991
Michael Finley, F-G, 1993-95
Rashard Griffith, C, 1995
Kirk Penney, F, 2002-03
Devin Harris, G, 2004
Mike Wilkinson, F, 2005
Alando Tucker, F, 2006-07
Brian Butch, F/C, 2008
Jon Leuer, F, 2011
Jordan Taylor, G, 2011-12
Frank Kaminsky, F, 2014-15
Nigel Hayes, F, 2016
Ethan Happ, C, 2017-18-19
Johnny Davis, G, 2022

* Due to NCAA sanctions, Michigan has vacated the records from the 1992 Final Four, the 1992-93, '95-96, '96-97, '97-98 and '98-99 seasons. The asterisk also denotes records, awards and other honors that have been vacated due to NCAA and U-M sanctions.

MOST VALUABLE PLAYERS

BIG TEN/CHICAGO TRIBUNE MVP

(Awarded from 1946-2007)

1946	Max Morris, F, NU
1947	Glen Selbo, G, WIS
1948	Murray Wier, F, IOWA
1949	Dwight Eddleman, F, ILL
1950	Don Rehfeldt, C, WIS
1951	Don Sunderlage, G, ILL
1952	Chuck Darling, C, IOWA
1953	Don Schlundt, C, IND
1954	John "Red" Kerr, C, ILL
1955	Chuck Mencil, G, MINN
1956	Robin Freeman, G, OSU
1957	Archie Dees, C, IND
1958	Archie Dees, C, IND
1959	John Green, C, MSU
1960	Jerry Lucas, C, OSU
1961	Jerry Lucas, C, OSU
1962	Jerry Lucas, C, OSU
1963	Gary Bradds, C, OSU
1964	Gary Bradds, C, OSU
1965	Cazzie Russell, G, MICH
1966	Cazzie Russell, G, MICH
1967	Jim Dawson, G, ILL
1968	Sam Williams, F, IOWA
1969	Rick Mount, G, PUR
1970	Rick Mount, G, PUR
1971	Jim Cleamons, G, OSU
1972	Jim Brewer, C, MINN
1973	Steve Downing, C, IND
1974	Campy Russell, F, MICH
1975	Scott May, F, IND
1976	Scott May, F, IND
1977	Kent Benson, C, IND
1978	Mychal Thompson, C, MINN
1979	Earvin "Magic" Johnson, G, MSU
1980	Mike Woodson, F, IND
1981	Ray Tolbert, C, IND
1982	Clark Kellogg, F, OSU
1983	Randy Wittman, G/F, IND
1984	Jim Rowinski, C, PUR
1985	Roy Tarpley, C, MICH
1986	Scott Skiles, G, MSU
1987	Steve Alford, G, IND
1988	Gary Grant, G, MICH
1989	Glen Rice, F, MICH
1990	Steve Smith, G, MSU
1991	Jim Jackson, G/F, OSU
1992	Jim Jackson, G/F, OSU
1993	Calbert Cheaney, F, IND
1994	Glenn Robinson, F, PUR
1995	Shawn Respert, G, MSU
1996	Brian Evans, F, IND
1997	Bobby Jackson, G, MINN
1998	Mateen Cleaves, G, MSU
1999	Mateen Cleaves, G, MSU
2000	Morris Peterson, F, MSU
2001	Frank Williams, G, ILL
2002	Jared Jeffries, F, IND
2003	Brian Cook, F, ILL
2004	Devin Harris, G, WIS
2005	Dee Brown, G, ILL
2006	Terence Dials, F/C, OSU
2007	Alando Tucker, F, WIS

CHICAGO

1945-46 George Raby, C

SCHOOL SELECTED MVP

ILLINOIS

1945-46	Bob Doster, F
1946-47	Jack Smiley, G
1947-48	Jack Burmaster, G
1948-49	Dwight Eddleman, F
1949-50	Wally Osterkorn, C
1950-51	Don Sunderlage, G
1951-52	Rod Fletcher, G
1952-53	Irv Bemoras, G
1953-54	John "Red" Kerr, C
1954-55	Paul Judson, G
1955-56	Bruce Brothers, F
1956-57	Harv Schmidt, F
1957-58	Don Ohl, G
1958-59	Roger Taylor, G
1959-60	Govoner Vaughn, F
1960-61	Dave Downey, F
1961-62	Dave Downey, F
1962-63	Dave Downey, F
1963-64	Skip Thoren, F
1964-65	Skip Thoren, C
1965-66	Don Freeman, F
1966-67	Jim Dawson, G
1967-68	Dave Scholz, C
1968-69	Dave Scholz, F
1969-70	Mike Price, G
1970-71	Rick Howat, G
1971-72	Nick Weatherspoon, F
1972-73	Nick Weatherspoon, F
1973-74	Rick Schmidt, F
1974-75	Rick Schmidt, F
1975-76	Nate Williams, G
1976-77	Audie Matthews, F
1977-78	Audie Matthews, F
1978-79	Mark Smith, F
1979-80	Eddie Johnson, F
1980-81	Eddie Johnson, F
1981-82	Perry Range, G
1982-83	Derek Harper, G
1983-84	Bruce Douglas, G
	Quinn Richardson, G
1984-85	Doug Altenberger, G
1985-86	Ken Norman, C
1986-87	Ken Norman, F
1987-88	Kenny Battle, F
	Nick Anderson, F
1988-89	Nick Anderson, F
1989-90	Kendall Gill, G
1990-91	Andy Kpedi, C
	Larry Smith, G
1991-92	Deon Thomas, F/C
1992-93	Deon Thomas, F/C
1993-94	Deon Thomas, F/C
1994-95	Shelly Clark, C
1995-96	Kiwane Garris, G
1996-97	Kiwane Garris, G
1997-98	Jerry Hester, F
	Kevin Turner, G
1998-99	Cory Bradford, G
1999-00	Cory Bradford, G
2000-01	Frank Williams, G
2001-02	Frank Williams, G
2002-03	Brian Cook, F
2003-04	Deron Williams, G
2004-05	Dee Brown, G
	Luther Head, G
	Deron Williams, G
2005-06	Dee Brown, G
2006-07	Warren Carter, F
	Rich McBride, G
2008-09	Chester Frazier, G

2009-10	Demetri McCamey, G
2010-11	Mike Davis, F
2011-12	Tracy Abrams, G
2012-13	Brandon Paul, G
2013-14	Rayvonte Rice, G
2014-15	Nnanna Egwu, F
	Rayvonte Rice, G

INDIANA

1945-46	John Wallace, F
1946-47	Ralph Hamilton, F
1947-48	Ward Williams, F
1948-49	Lou Watson, G
1949-50	Lou Watson, G
1950-51	Bill Garrett, C
1951-52	Bob Leonard, F
1952-53	Don Schlundt, C
1953-54	Don Schlundt, C
1954-55	Don Schlundt, C
1955-56	Wally Choice, F
1956-57	Archie Dees, C
1957-58	Archie Dees, C
1958-59	Walt Bellamy, C
1959-60	Walt Bellamy, C
1960-61	Walt Bellamy, C
1961-62	Jimmy Rayl, G
1962-63	Tom Bolyard, F
1963-64	Tom Van Arsdale, F
	Dick Van Arsdale, F
1964-65	Dick Van Arsdale, F
	Tom Van Arsdale, F
1965-66	Max Walker, G
1966-67	Harry Joyner, F
1967-68	Vern Payne, G
1968-69	Ken Johnson, F
1969-70	Jim Harris, G
1970-71	George McGinnis, F
1971-72	Joby Wright, F
1972-73	Steve Downing, C
1973-74	Steve Green, F
1974-75	Quinn Buckner, G
	Steve Green, F
	Scott May, F
1975-76	Scott May, F
1976-77	Kent Benson, C
1977-78	Wayne Radford, F
1978-79	Mike Woodson, F
1979-80	Mike Woodson, F
1980-81	Ray Tolbert, C
1981-82	Ted Kitchel, F
1982-83	Randy Wittman, G/F
1983-84	Steve Alford, G
1984-85	Uwe Blab, C
	Steve Alford, G
1985-86	Steve Alford, G
1986-87	Steve Alford, G
1987-88	Dean Garrett, C
	Keith Smart, G
1988-89	Joe Hillman, G
1989-90	Calbert Cheaney, F
1990-91	Calbert Cheaney, G/F
1991-92	Calbert Cheaney, F
1992-93	Calbert Cheaney, F
1993-94	Damon Bailey, G
	Alan Henderson, F
1994-95	Alan Henderson, F
1995-96	Brian Evans, F
1997-98	A.J. Guyton, G
1998-99	A.J. Guyton, G
1999-00	A.J. Guyton, G
2000-01	Kirk Haston, F
2001-02	Jared Jeffries, F

MOST VALUABLE PLAYERS

2006-07 D.J. White, F
Roderick Wilmont, G
2007-08 D.J. White, F
2008-09 Devan Dumes, G
Verdell Jones III, G
Tom Pritchard, F
2014-15 Yogi Ferrell, G
2015-16 Yogi Ferrell, G
2016-17 James Blackmon Jr., G

IOWA

1945-46 Herb Wilkinson, G
1946-47 Murray Wier, F
1947-48 Murry Wier, F
1948-49 Charlie Mason, F
1949-50 Franklin Calsbeek, F
1950-51 Franklin Calsbeek, F
1951-52 Chuck Darling, C
1952-53 Herb Thompson, F
1953-54 Carl Cain, F
1954-55 Bill Seaburg, G
1955-56 Carl Cain, F
1956-57 Dave Gunther, F
1957-58 Dave Gunther, F
1958-59 Dave Gunther, F
1959-60 Don Nelson, C
1960-61 Don Nelson, C/F
1961-62 Don Nelson, F
1962-63 Jerry Messick, C
1963-64 Jimmy Rodgers, G
1964-65 Jimmy Rodgers, G
1965-66 Denny Pauling, G
1966-67 Gerry Jones, F
1967-68 Sam Williams, F
1968-69 John Johnson, F
1969-70 John Johnson, F
1970-71 Fred Brown, G
1971-72 Rick Williams, G
Kevin Kunnert, C
1972-73 Kevin Kunnert, C
1973-74 Candy LaPrince, G
1974-75 Dan Frost, F
1975-76 Scott Thompson, G
1976-77 Bruce King, C
1977-78 Ronnie Lester, G
1978-79 Ronnie Lester, G
1979-80 Ronnie Lester, G
1980-81 Vince Brookins, G
1981-82 Kevin Boyle, F
1982-83 Bob Hansen, G
1983-84 Steve Carfino, G
1984-85 Greg Stokes, C
1985-86 Andre Banks, G
1986-87 Kevin Gamble, G
Roy Marble, F
1987-88 Bill Jones, F/G
Roy Marble, F
B.J. Armstrong, F
1988-89 Roy Marble, G
B.J. Armstrong, G
Ed Horton, F
1989-90 Les Jepsen, C
1990-91 Acie Earl, C
James Moses, G
1991-92 Acie Earl, C
1992-93 Acie Earl, C
1993-94 James Winters, F
1994-95 Jess Settles, F
1995-96 Jess Settles, F
1996-97 Andre Woolridge, G
1997-98 Ryan Bowen, F
1998-99 Kent McCausland, G

Dean Oliver, G
Jess Settles, F
1999-00 Jacob Jaacks, F
Dean Oliver, G
2000-01 Reggie Evans, F
Dean Oliver, G
2001-02 Reggie Evans, F
Luke Recker, G
2002-03 Chauncey Leslie, G
2003-04 Jeff Horner, G
Pierre Pierce, G
2004-05 Greg Brunner, F
2005-06 Greg Brunner, F
Erek Hansen, C
Jeff Horner, G
2006-07 Adam Haluska, G

No selections since 2006-07 season

MARYLAND

1969-70 Rod Horst, C
1970-71 Barry Yates, F
1971-72 Len Elmore, F
1972-73 Tom McMillen, C
1973-74 Tom McMillen, C
1974-75 John Lucas, G
1975-76 Maurice Howard, G
1976-77 Larry Gibson, C
1977-78 Larry Gibson, C
1978-79 Larry Gibson, C
1979-80 Albert King, F
1980-81 Albert King, F
1981-82 Adrian Branch, F
1982-83 Adrian Branch, F
Ben Coleman, F/C
1983-84 Ben Coleman, F/C
1984-85 Len Bias, F
1985-86 Len Bias, F
1986-87 Derrick Lewis, F
1987-88 Derrick Lewis, F
1988-89 Tony Massenburg, F/C
1989-90 Tony Massenburg, F/C
1990-91 Matt Roe, G
1991-92 Walt Williams, F
1992-93 Kevin McLinton, G
1993-94 Joe Smith, F/C
1994-95 Joe Smith, F/C
1995-96 Johnny Rhodes, G
1996-97 Keith Booth, G
1997-98 Rodney Elliott, F
1998-99 Steve Francis, G
Terence Morris, F
1999-2000 Terence Morris, F
2000-01 Lonny Baxter, F/C
Juan Dixon, G
2001-02 Juan Dixon, G
2002-03 Drew Nicholas, G
Steve Blake, G
2003-04 John Gilchrist, G
Jamar Smith, F/C
2005-06 Nik Caner-Medley, F
2006-07 D.J. Strawberry, G
2007-08 James Gist, F
2008-09 Dave Neal, F
Greivis Vasquez, G
2009-10 Greivis Vasquez, G
2011-12 Terrell Stoglin, G
2012-13 Alex Len, C

No selections in 2004-05, 2010-11, or since 2012-13 season

MICHIGAN

1945-46 Dave Strack, F/G
1946-47 Mack Suprunowicz, F
1947-48 Pete Elliott, G
1948-49 Bob Harrison, G
1949-50 Mack Suprunowicz, F
1950-51 Leo Vanderkuy, C
1951-52 Jim Skala, F
1952-53 Paul Groffsky, C
1953-54 Jim Barron, G
1954-55 Ron Kramer, C
1955-56 Ron Kramer, C
1956-57 Ron Kramer, C
1957-58 Pete Tillotson, C/F
1958-59 M.C. Burton, F
1959-60 Lovell Farris, F/C
1960-61 John Tidwell, G
1961-62 John Harris, C
1962-63 Bill Buntin, C
1963-64 Cazzie Russell, G
1964-65 Bill Buntin, C
Cazzie Russell, G
1965-66 Cazzie Russell, G
1966-67 Dennis Bankey, F
1967-68 Jim Pitts, G
1968-69 Rudy Tomjanovich, C
1969-70 Rudy Tomjanovich, C
1970-71 Dan Fife, G
Henry Wilmore, F
1971-72 Henry Wilmore, F
1972-73 Ken Brady, C
1973-74 Campy Russell, F
1974-75 C.J. Kupec, C
Joe Johnson, G
1975-76 Rickey Green, G
1976-77 Phil Hubbard, C
1977-78 Joel Thompson, C
1978-79 Phil Hubbard, C
1979-80 Mike McGee, F
1980-81 Mike McGee, F
1981-82 Thad Garner, F
1982-83 Eric Turner, G
1983-84 Roy Tarpley, C
1984-85 Roy Tarpley, C
1985-86 Roy Tarpley, C
1986-87 Gary Grant, G
1987-88 Gary Grant, G
Glen Rice, F
1988-89 Glen Rice, F
1989-90 Rumeal Robinson, G
Terry Mills, C
1990-91 Demetrius Calip, G
1991-92 Chris Webber, F*
Jalen Rose, G*
1992-93 Chris Webber, F*
1993-94 Juwan Howard, C
Jalen Rose, G
1994-95 Ray Jackson, G
1995-96 Maurice Taylor, F*
1996-97 Robert Traylor, C*
Louis Bullock, G*
1997-98 Robert Traylor, C*
Louis Bullock, G*
1998-99 Louis Bullock, G,*
1999-00 LaVell Blanchard, F
Kevin Gaines, G
2000-01 LaVell Blanchard, F
Bernard Robinson Jr., F
2001-02 Chris Young, F/C
2002-03 LaVell Blanchard, F
Daniel Horton, G

MOST VALUABLE PLAYERS

2003-04 Bernard Robinson Jr., F
Lester Abram, G
2004-05 Dion Harris, G
2005-06 Daniel Horton, G
2006-07 Dion Harris, G
2007-08 Manny Harris, G
2008-09 Manny Harris, G
DeShawn Sims, F
2009-10 Manny Harris, G
DeShawn Sims, F
2010-11 Darius Morris, G
2011-12 Trey Burke, G
2012-13 Trey Burke, G
2013-14 Nik Stauskas, G
2014-15 Spike Albrecht, G
Zak Irvin, F
2015-16 Zak Irvin, F
2016-17 Derrick Walton Jr., G
2018-19 Zavier Simpson, G

MICHIGAN STATE

1950-51 Jim Snodgrass, F
1951-52 Bill Bower, F
1952-53 Al Ferrari, F
1953-54 Al Ferrari, F
1954-55 Al Ferrari, F
1955-56 Julius McCoy, F
1956-57 George Ferguson, F
1957-58 John Green, C
1958-59 John Green, C
1959-60 Horace Walker, F
1960-61 Art Schwarm, G
1961-62 Pete Gent, F
1962-63 Ted Williams, C
1963-64 Fred Thomann, C
1964-65 Stan Washington, G
1965-66 Stan Washington, F
1966-67 Matthew Aitch, C
1967-68 Lee Lafayette, C
1968-69 Lee Lafayette, C
1969-70 Ralph Simpson, F
1970-71 Bill Kilgore, C
1971-72 Bill Kilgore, C
1972-73 Bill Kilgore, C
1973-74 Mike Robinson, G
1974-75 Lindsay Hairston, C
1975-76 Terry Furlow, F
1976-77 Bob Chapman, G
1977-78 Greg Kelsner, F
1978-79 Earvin Johnson, G
1979-80 Jay Vincent, C
1980-81 Jay Vincent, C
1981-82 Kevin Smith, G
1982-83 Sam Vincent, G
1983-84 Sam Vincent, G
1984-85 Sam Vincent, G
1985-86 Scott Skiles, G
1986-87 Darryl Johnson, G
1987-88 Carlton Valentine, F
Ken Redfield, F
1988-89 Steve Smith, G
1989-90 Steve Smith, G
1990-91 Steve Smith, G
1991-92 Mike Peplowski, C
1992-93 Mike Peplowski, C
1993-94 Shawn Respert, G
1994-95 Shawn Respert, G
1995-96 Quinton Brooks, F
1996-97 Ray Weathers, G
1997-98 Mateen Cleaves, G
1998-99 Mateen Cleaves, G
1999-00 Mateen Cleaves, G

Morris Peterson, F
2000-01 Andre Hutson, F
Jason Richardson, F
2001-02 Marcus Taylor, G
2002-03 Alan Anderson, F
Chris Hill, G
2003-04 Paul Davis, C
2004-05 Alan Anderson, G/F
2005-06 Maurice Ager, G
Shannon Brown, G
Paul Davis, C
2006-07 Drew Neitzel, G
2007-08 Drew Neitzel, G
Raymar Morgan, F
2008-09 Kalin Lucas, G
2009-10 Draymond Green, F
Raymar Morgan, F
Kalin Lucas, G
2010-11 Kalin Lucas, G
2011-12 Draymond Green, F
2012-13 Keith Appling, G
Gary Harris, G
2013-14 Gary Harris, G
2014-15 Travis Trice, G
2015-16 Denzel Valentine, G
2016-17 Miles Bridges, F
2017-18 Miles Bridges, F
2019-20 Cassius Winston, G (Team)
Xavier Tillman, F/Cassius Winston, G (Media)
2020-21 Aaron Henry, F (Team and Media)

MINNESOTA

1945-46 Tony Jaros, F
1946-47 Jim McIntyre, C
1947-48 Harry (Bud) Grant, F
1948-49 Harold Olson, G
1949-50 Meyer (Whitney) Skoog, G
1950-51 Meyer (Whitney) Skoog, G
1951-52 Dick Means, F
1952-53 Bob Gelle, F
1953-54 Ed Kalafat, C
1954-55 Chuck Mencil, G
1955-56 Dave Tucker, F
1956-57 Jed Dommeyer, C
1957-58 George Kline, F
1958-59 Rogert Johnson, G
1959-60 Ron Johnson, C
1960-61 Dick Erickson, F
1961-62 Ray Cronk, F
1962-63 Eric Magdanz, F
1963-64 Bill Davis, F
1964-65 Lou Hudson, F
1965-66 Archie Clark, G
1966-67 Tom Kondla, C
1967-68 Tom Kondla, C
1968-69 Al Nuness, G
1969-70 Larry Mikan, C
1970-71 Jim Brewer, F
1971-72 Jim Brewer, C
1972-73 Jim Brewer, C
1973-74 Peter Gilcud, C
1974-75 Mark Olberding, F
1975-76 Mychal Thompson, C
Ray Williams, G
1976-77 Mychal Thompson, C
1977-78 Mychal Thompson, C
1978-79 Kevin McHale, F
1979-80 Kevin McHale, C
1980-81 Mark Hall, G
Trent Tucker, F
1981-82 Darryl Mitchell, G
1982-83 Randy Breuer, C

1983-84 Tommy Davis, G
1984-85 Tommy Davis, F
1985-86 John Shasky, C
Marc Wilson, G
1986-87 Terrence Woods, G
1987-88 Richard Coffey, F
Willie Burton, F
1988-89 Willie Burton, F
1989-90 Willie Burton, F
1990-91 Kevin Lynch, G
1991-92 Arriel McDonald, G
1992-93 Voshon Lenard, G
1993-94 Voshon Lenard, G
1994-95 Voshon Lenard, G
Townsend Orr, G
1995-96 John Thomas, C
1996-97 Bobby Jackson, G
1997-98 Sam Jacobson, F
1998-99 Quincy Lewis, G/F
2013-14 DeAndre Mathieu, G

No selections from 1998-99 through 2012-13 seasons or since 2013-14 season

NEBRASKA

1984-85 Dave Hoppen, C
1985-86 Dave Hoppen, C
Bernard Day, F
1986-87 Brian Carr, G
1987-88 Henry T. Buchanan, G
1988-89 Eric Johnson, G
1989-90 Clifford Scales, G
1990-91 Rich King, C
Beau Reid, F
Clifford Scales, G
1991-92 Jamar Johnson, G
1992-93 Eric Piatkowski, G
1993-94 Eric Piatkowski, G
1994-95 Jaron Boone, G
1995-96 Erick Strickland, G
1996-97 Tyronn Lue, G
1997-98 Tyronn Lue, G
1998-99 Venson Hamilton, C
1999-00 Larry Florence, F
2000-01 Cookie Belcher, G
2001-02 Cary Cochran, G
2002-03 Andrew Drevo, F
2003-04 Nate Johnson, G
2004-05 Joe McCray, G
Jason Dourisseau, G
2005-06 Jason Dourisseau, G
Wes Wilkinson, F
2006-07 Charles Richardson Jr., G
Marcus Perry, G
2007-08 Aleks Maric, C
2008-09 Paul Velander, G
2009-10 Ryan Anderson, G
2010-11 Lance Jeter, G
2011-12 Brandon Richardson, G
2012-13 Brandon Ubel, F
2013-14 Terran Petteway, G
2014-15 Terran Petteway, G
2015-16 Shavon Shields, F
2016-17 Tai Webster, G
2017-18 James Palmer Jr., G
2018-19 Glynn Watson Jr., G

MOST VALUABLE PLAYERS

NORTHWESTERN

1945-46 Max Morris, F
 1946-47 Bernard Schadler, G
 1947-48 Charles Tourek, G
 1948-49 Bill Stricklen, F
 1949-50 Ray Ragelis, C
 1950-51 Ray Ragelis, C
 1951-52 Frank Petranceck, C
 1952-53 John Biever, G
 1953-54 Fran Ehmann, F
 1954-55 Frank Ehmann, F
 1955-56 Dick Mast, G
 1956-57 Joe Ruklick, C
 1957-58 Joe Ruklick, C
 1958-59 Willie Jones, F
 1959-60 Willie Jones, F
 1960-61 Ralph Wells, G
 Brad Snyder, F
 1961-62 Ralph Wells, G
 1962-63 Rich Falk, G
 1963-64 Rich Falk, G
 Rick Lopossa, F
 1964-65 Jim Pitts, C
 1965-66 Jim Pitts, C
 1966-67 Jim Burns, G
 Mike Weaver, F
 1967-68 Mike Weaver, F
 1968-69 Don Adams, F
 1969-70 Dale Kelley, G
 Don Adams, F
 1970-71 Rick Sund, G
 1971-72 Paul Douglass, G
 1972-73 Mark Sibley, G
 1973-74 Bryan Ashbaugh, F
 1974-75 Bill McKinney, G
 1975-76 Bill McKinney, G
 1976-77 Bill McKinney, G
 1977-78 Tony Allen, F
 1978-79 Bob Klaas, C
 1979-80 Mike Campbell, F
 1980-81 Rod Roberson, G
 1981-82 Jim Stack, F
 1982-83 Jim Stack, F
 1983-84 Art Aaron, F
 1984-85 Andre Goode, F
 1985-86 Shon Morris, C
 1986-87 Shon Morris, F
 1987-88 Shon Morris, F
 1988-89 Walker Lambiotte, F
 1989-90 Walker Lambiotte, F
 1990-91 Pat Baldwin, G
 1991-92 Cedric Neloms, F
 Kevin Rankin, C/F
 Todd Leslie, G
 1992-93 Pat Baldwin, G
 Cedric Neloms, F
 1993-94 Kevin Rankin, C
 1994-95 Cedric Neloms, F
 1995-96 Geno Carlisle, G
 1996-97 Evan Eschmeyer, C
 1997-98 Evan Eschmeyer, C
 1998-99 Evan Eschmeyer, C
 1999-00 Tavaras Hardy, F
 Ben Johnson, G
 2000-01 Tavaras Hardy, F
 2001-02 Tavaras Hardy, F
 2002-03 Jitim Young, G
 2003-04 Jitim Young, G
 2004-05 Vedran Vukusic, F
 2005-06 Vedran Vukusic, F
 2006-07 Tim Doyle, G/F

2007-08 Craig Moore, G
 2008-09 Craig Moore, G
 2009-10 John Shurna, F
 Michael Thompson, G
 2010-11 John Shurna, F
 Michael Thompson, G
 2011-12 John Shurna, F
 2012-13 Reggie Hearn, F
 2013-14 Drew Crawford, F
 2014-15 Tre Demps, G
 2015-16 Bryant McIntosh, G
 2016-17 Bryant McIntosh, G

OHIO STATE

1945-46 Paul Huston, G
 1946-47 Jack Underman, C
 1947-48 Dick Schnittker, F
 1948-49 Dick Schnittker, F
 1949-50 Bob Donham, F
 1950-51 Jim Remington, F
 1951-52 Paul Ebert, C
 1952-53 Paul Ebert, C
 1953-54 Paul Ebert, C
 1954-55 John Miller, F
1955-56 Robin Freeman, G
 1956-57 Gene Millard, G
 1957-58 Ken Sidle, F
 1958-59 Larry Siegfried, G
1959-60 Jerry Lucas, C
1960-61 Jerry Lucas, C
1961-62 Jerry Lucas, C
1962-63 Gary Bradds, C
1963-64 Gary Bradds, C
 1964-65 Dick Ricketts, G
 1965-66 Bob Dove, C
 1966-67 Bill Hoskett, C
 1967-68 Bill Hoskett, C
 1968-69 Dave Sorenson, C
 1969-70 Dave Sorenson, C
1970-71 Jim Cleamons, G
 1971-72 Mark Minor, F
 1972-73 Allan Hornyak, G
 1973-74 Bill Andreas, F
 1974-75 Bill Andreas, F
 1975-76 Craig Taylor, C
 1976-77 Larry Bolden, G
 1977-78 Kelvin Ransey, G
 1978-79 Herb Williams, C
 1979-80 Kelvin Ransey, G
 1980-81 Herb Williams, C
1981-82 Clark Kellogg, F
 1982-83 Tony Campbell, F
 1983-84 Tony Campbell, F
 1984-85 Ron Stokes, G
 1985-86 Brad Sellers, C
 1986-87 Dennis Hopson, F
 1987-88 Jay Burson, G
 1988-89 Jay Burson, G
 1989-90 Perry Carter, C
 Jim Jackson, G
1990-91 Jim Jackson, G/F
1991-92 Jim Jackson, G/F
 1992-93 Laurence Funderburke, F
 Jamie Skelton, G
 1993-94 Lawrence Funderburke, C/F
 1994-95 Doug Etzler, G
 1995-96 Jermaine Tate, C
 1996-97 Damon Stringer, G
 Shaun Stonerook, F
 1997-98 Michael Redd, G
 1998-99 Scoonie Penn, G

1999-00 Michael Redd, G
 Ken Johnson, C
 Scoonie Penn, G
 Michael Redd, G
 George Reese, F
 2000-01 Ken Johnson, C
 2001-02 Brian Brown, G
 2002-03 Brent Darby, G
 2003-04 Velimir Radinovic, C
2004-05 Terence Dials, F/C
 2005-06 Terence Dials, F/C
 2006-07 Mike Conley Jr., G
 Greg Oden, C
 2007-08 Jamar Butler, G
 2008-09 Evan Turner, G/F
 2009-10 Evan Turner, G/F
 2010-11 Jared Sullinger, F
 2013-14 Aaron Craft, G
 2014-15 D'Angelo Russell, G
 2015-16 Marc Loving, F
 2016-17 Jae'Sean Tate, G

No selection in 2011-12 or 2012-13

PENN STATE

1968-69 Bill Stansfield
 1969-70 Tom Daley
 1970-71 Chuck Crist
 1971-72 Ron Brown
 1972-73 Randy Meister
 1973-74 Ron Brown
 1974-75 Kevin Burke
 1975-76 David Angstadt
 1978-79 Tom Wilkinson
 1979-80 Frank Brickowski
 1981-82 Mike Lang
 1982-83 Mike Lang
 1983-84 Wally Choice
 1984-85 Craig Collins
 1985-86 Paul Murphy
 1986-87 Tom Hovasse & Tony Ward
 1987-88 Wes Jones
 1988-89 Tom Hovasse
 1989-90 Ed Fogell
 1990-91 James Barnes
 1991-92 Monroe Brown
 1992-93 John Amaechi, C
 DeRon Hayes, F
 1993-94 John Amaechi, C
 1994-95 John Amaechi, C
 1995-96 Matt Gaudio, F
 1996-97 Pete Lisicky, G
 1997-98 Pete Lisicky, G
 1998-99 Calvin Booth, C
 Dan Earl, G
 1999-00 Jarrett Stephens, F
 2000-01 Gyasi Cline-Heard, F
 Joe Crispin, G
 Titus Ivory, G
 2003-04 Marlon Smith, G
 2006-07 Geary Claxton, G/F
 Jamelle Comley, F
 2007-08 Talor Battle, G
 Jamelle Comley, F
 2008-09 Talor Battle, G
 Jamelle Comley, F
 2009-10 Talor Battle, G
 2010-11 Talor Battle, G
 2011-12 Tim Frazier, G
 2012-13 D.J. Newbill, G
 2013-14 D.J. Newbill, G
 2014-15 D.J. Newbill, G

MOST VALUABLE PLAYERS

2015-16 Brandon Taylor, F
 2016-17 Tony Carr, G
 2017-18 Tony Carr, G
 2018-19 Lamar Stevens, F

No selection in 1976-77, 1977-78, 2001-02 or 2002-03

PURDUE

1945-46 Rudy Lawson, G
 1946-47 Paul Hoffman, G
 1947-48 Bob Berberian, G
 1948-49 Howie Williams, G
 1949-50 Howie Williams, G
 1950-51 Carl McNulty, C
 1951-52 Carl McNulty, C
 1952-53 Jack Runyan, F
 1953-54 Dennis Blind, G
 1954-55 Don Beck, F
 1955-56 Joe Sexson, F
 1956-57 Lamar Lundy, C
 1957-58 Wilson Elson, C
 1958-59 Willie Merriweather, G
 1959-60 Terry Dischinger, C
 1960-61 Terry Dischinger, G
 1961-62 Terry Dischinger, C
 1962-63 Mel Garland, G
 1963-64 Dave Schellhase, F
 1964-65 Dave Schellhase, F
 1965-66 Dave Schellhase, F
 1966-67 Herman Gilliam, F
 1967-68 Herman Gilliam, F
 Bill Keller, G
1968-69 Rick Mount, G
1969-70 Rick Mount, G
 1970-71 Larry Weatherford, G
 1971-72 Bob Ford, F
 1972-73 Frank Kendrick, F
 1973-74 Frank Kendrick, F
 1974-75 John Garrett, C
 1975-76 Eugene Parker, G
 1976-77 Walter Jordan, F
 1977-78 Walter Jordan, F
 1978-79 Joe Barry Carroll, C
 1979-80 Joe Barry Carroll, C
 1980-81 Brian Walker, G
 1981-82 Keith Edmonson, G
 1982-83 Russell Cross, C
1983-84 Jim Rowinski, C
 Ricky Hall, G
 1984-85 James Bullock, F/C
 1985-86 Mack Gadis, G
 1986-87 Doug Lee, F
 1987-88 Everett Stephens, G
 Troy Lewis, G
 1988-89 Tony Jones, G
 1989-90 Stephen Scheffler, C
 Ryan Berning, F
 Tony Jones, G
 1990-91 Jimmy Oliver, F
 1991-92 Woody Austin, G
 1992-93 Glenn Robinson, F
1993-94 Glenn Robinson, F
 1994-95 Cuonzo Martin, G
 1995-96 Brandon Brantley, C
 Herb Dove, G
 Todd Foster, G
 Roy Hairston, F
 Justin Jennings, F
 Porter Roberts, G
 1996-97 Chad Austin, G
 1997-98 Chad Austin, G

Brad Miller, C
 1998-99 Jaraan Cornell, G
 1999-00 Brian Cardinal, F
 2000-01 Rodney Smith, F
 2001-02 Willie Deane, G
 2002-03 Willie Deane, G
 2003-04 Kenneth Lowe, G
 2004-05 Carl Landry, F
 2005-06 Matt Kiefer, F
 2006-07 Carl Landry, F
 David Teague, G
 2007-08 Keaton Grant, G
 2008-09 JaJuan Johnson, F/C
 2009-10 E'Twaun Moore, G
 2010-11 JaJuan Johnson, F/C
 2011-12 Robbie Hummel, F
 2012-13 Terone Johnson, G
 2013-14 Terone Johnson, G
 2014-15 A.J. Hammons, C
 2015-16 A.J. Hammons, C
 2016-17 Caleb Swanigan, F
 2017-18 Carsen Edwards, G

RUTGERS

No selections

WISCONSIN

1945-46 Bob Cook, F
1946-47 Glen Selbo, G
 1947-48 Bob Cook, F
 1948-49 Don Rehfeldt, C
1949-50 Don Rehfeldt, C
 1950-51 Ab Nicholas, G
 1951-52 Ab Nicholas, G
 1952-53 Chuck Siefert, G
 1953-54 Paul Morrow, C
 1954-55 Dick Cable, F
 1955-56 Dick Miller, G
 1956-57 Bob Litzow, F
 1957-58 Walter Holt, G
 1958-59 Bob Barneson, F
 1959-60 Fred Clow, C
 1960-61 Ken Siebel, F
 1961-62 Ken Siebel, F
 1962-63 Ken Siebel, F
 1963-64 Ken Gustafson, F
 1964-65 Jim Bohlen, G
 1965-66 Paul Morenz, G
 1966-67 Joe Franklin, F
 1967-68 Joe Franklin, F
 1968-69 Jim Johnson, F
 1969-70 Al Henry, C
 1970-71 Glenn Richgels, C
 1971-72 Leon Howard, F
 1972-73 Leon Howard, F
 Kim Hughes, C
 1973-74 Gary Anderson, G
 Kim Hughes, C
 1974-75 Dale Koehler, F
 1975-76 Dale Koehler, F
 1976-77 Bob Falk, G
 1977-78 Arnold Gaines, G
 1978-79 Wes Matthews, G
 1979-80 Joe Chmelich, F
 1980-81 Claude Gregory, F
 1981-82 John Bailey, G
 1982-83 Cory Blackwell, F
 1983-84 Cory Blackwell, F
 1984-85 Scott Roth, F
 1985-86 Rick Olson, G
 1986-87 J. J. Weber, F

1987-88 Trent Jackson, G
 1988-89 Trent Jackson, G
 1989-90 Danny Jones, F
 1990-91 Patrick Tompkins, F
 1991-92 Tracy Webster, G
 1992-93 Michael Finley, G/F
 1993-94 Michael Finley, F
 1994-95 Rashard Griffith, C
 1996-97 Ty Calderwood, G

No selection since 1996-97 season

Big Ten-Chicago Tribune Most Valuable Player in **bold**

* Due to NCAA sanctions, Michigan has vacated the records from the 1992 Final Four, the 1992-93, '95-96, '96-97, '97-98 and '98-99 seasons. The asterisk also denotes records, awards and other honors that have been vacated due to NCAA and U-M sanctions.

ACADEMIC ALL-BIG TEN

1963-64

Dick Van Arsdale, INDIANA; Mel Northway, MINNESOTA; Rich Falk, NORTHWESTERN; Mel Garland, Dave Schellhase, PURDUE.

1964-65

Tal Body, ILLINOIS; **Dick Van Arsdale**, **Tom Van Arsdale**, INDIANA; Jim Pitts, NORTHWESTERN; Dave Schellhase, PURDUE.

1965-66

Bill Curtis, MICHIGAN STATE; Jim Burns, Jim Pitts, NORTHWESTERN; **Bill Hosket**, OHIO STATE; **Dave Schellhase**, PURDUE.

1966-67

Jim Dawson, Dave Scholz, ILLINOIS; **Jim Burns**, NORTHWESTERN; Bill Hosket, OHIO STATE; Chuck Nagle, WISCONSIN.

1967-68

Dave Scholz, ILLINOIS; Rolly McGrath, IOWA; Steve Rymal, MICHIGAN STATE; Dan Davis, NORTHWESTERN; Bill Hoskett, OHIO STATE.

1968-69

Denny Pace, **Dave Scholz**, ILLINOIS; Chad Calabria, IOWA; Larry Overskei, MINNESOTA; Craig Barclay, OHIO STATE.

1969-70

Rick Howat, ILLINOIS; **Ralph Simpson**, MICHIGAN STATE; Jim Clemons, OHIO STATE; George Faerber, PURDUE; Clarence Sherrod, WISCONSIN.

1970-71

Rick Howat, ILLINOIS; John Ritter, INDIANA; Ken Grabinski, Gary Lusk, IOWA; George Faerber, PURDUE.

1971-72

John Ritter, Frank Wilson, INDIANA; Rick Sund, NORTHWESTERN; **Bob Ford**, PURDUE; Lee Oler, WISCONSIN.

1972-73

Jeff Dawson, Otho Tucker, ILLINOIS; John Laskowski, **John Ritter**, INDIANA; Rick Sund, NORTHWESTERN.

1973-74

Rick Schmidt, ILLINOIS; Steve Green, John Laskowski, INDIANA; Bryan Ashbaugh, NORTHWESTERN; Gary Anderson, WISCONSIN.

1974-75

Rick Schmidt, ILLINOIS; **Steve Green**, INDIANA; Steve Grote, MICHIGAN; Dan Weston, OHIO STATE; Dick Satterfield, PURDUE.

1975-76

Otho Tucker, ILLINOIS; **Kent Benson**, INDIANA; Scott Thompson, Cal Wulfsberg, IOWA; Steve Grote, MICHIGAN.

1976-77

Kent Benson, INDIANA; Cal Wulfsberg, IOWA; **Steve Grote**, Tom Staton, MICHIGAN; Bruce Parkinson, PURDUE.

1977-78

Wayne Radford, INDIANA; Dave Baxter, MICHIGAN; Terry Donnelly, MICHIGAN STATE; Mike Campbell, NORTHWESTERN; Bill Pearson, WISCONSIN.

1978-79

Rob Judson, ILLINOIS; Steve Waite, IOWA; Marty Bodnar, MICHIGAN; **Gregory Kelsner**, MICHIGAN STATE; Brian Walker, PURDUE.

1979-80

Rob Judson, ILLINOIS; Steve Waite, IOWA; Marty Bodnar, Paul Heuerman, MICHIGAN; **Mike Campbell**, NORTHWESTERN.

1980-81

Randy Wittman, INDIANA; Steve Waite, IOWA; **Marty Bodnar**, Paul Heuerman, MICHIGAN; **Brian Walker**, PURDUE.

1981-82

Bryan Leonard, ILLINOIS; **Randy Wittman**, INDIANA; Dan Pelekoudas, MICHIGAN; **Keith Edmonson**, PURDUE; Steve Jacobson, WISCONSIN.

1982-83

Bryan Leonard, ILLINOIS; Uwe Blab, **Randy Wittman**, INDIANA; Dan Pelekoudas, MICHIGAN; Curt Clawson, **Steve Reid**, PURDUE.

1983-84

Uwe Blab, INDIANA; Tim McCormick, Dan Pelekoudas, MICHIGAN; Curt Clawson, Steve Reid, Jim Rowinski, PURDUE.

1984-85

Uwe Blab, INDIANA; Elliot Fullen, John Peterson, NORTHWESTERN; Troy Taylor, OHIO STATE; **Steve Reid**, PURDUE; Rod Ripley, WISCONSIN.

1985-86

Butch Wade, MICHIGAN; Joe Flanagan, Elliot Fullen, **Shon Morris**, NORTHWESTERN; Troy Lewis, PURDUE; Rod Ripley, WISCONSIN.

1986-87

Jens Kujawa, ILLINOIS; Elliot Fullen, **Shon Morris**, NORTHWESTERN; Doug Lee, PURDUE; Rod Ripley, WISCONSIN.

1987-88

Jens Kujawa, ILLINOIS; Joe Hillman, Magnus Pelkowski, INDIANA; Mike Griffin, MICHIGAN; Kim Zurcher, MINNESOTA; **Shon Morris**, Brian Schwabe, NORTHWESTERN; Anthony White, OHIO STATE; Rob Willey, WISCONSIN.

1988-89

Joe Hillman, Magnus Pelkowski, INDIANA; Brian Schwabe, NORTHWESTERN; Anthony White, OHIO STATE; Dave Barrett, John Brugos, PURDUE.

1989-90

P.J. Bowman, ILLINOIS; Brigham Tubbs, IOWA; Mike Griffin, MICHIGAN; Mark Montgomery, Matt Steigenga, MICHIGAN STATE; Walker Lambiotte, Don Polite, Brian Schwabe, NORTHWESTERN; Steven Hall, OHIO STATE; Dave Barrett, Craig Riley, PURDUE; Billy Douglas, WISCONSIN.

1990-91

Brig Tubbs, IOWA; Sean Dobbins, Rob Pelinka, James Voskuil, MICHIGAN; Mark Montgomery, Mike Peplowski, Matt Steigenga, MICHIGAN STATE; Jake Haunty, Tom Heise, NORTHWESTERN; Steve Hall, OHIO STATE; Dave Barrett, Craig Riley, Todd Schoettelkotte, PURDUE; Damon Harrell, Grant Johnson, Jay Peters, WISCONSIN.

1991-92

James O'Connor, IOWA; Rob Pelinka, James Voskuil, MICHIGAN; Matt Steigenga, MICHIGAN STATE; Aaric Queen, Kevin Rankin, NORTHWESTERN; Steve Hall, OHIO STATE; **Craig Riley**, PURDUE; Damon Harrell, Grant Johnson, Jay Peters, Jeffrey Petersen, WISCONSIN.

1992-93

Tom Michael, ILLINOIS; Alan Henderson, Chris Reynolds, INDIANA; Sean Dobbins, Rob Pelinka, James Voskuil, MICHIGAN; David Grim, Ernest Nzigamasabo, MINNESOTA; Kevin Rankin, NORTHWESTERN; Douglas Ray Etzler, OHIO STATE; John Amaechi, Greg Bartram, Jon Dietz, PENN STATE; Damon Harrell, Jason Johnsen, Grant Johnson, Jeff Petersen, WISCONSIN.

1993-94

Tom Michael, ILLINOIS; Todd Lindeman, INDIANA; Nathan Koch, IOWA; Steve Polonowski, Erik Qualman, MICHIGAN STATE; David Grim, Ernest Nzigamasabo, MINNESOTA; Kip Kirkpatrick, **Kevin Rankin**, NORTHWESTERN; Douglas Ray Etzler, Nathan Wilbourne, OHIO STATE; Nate Althouse, **John Amaechi**, Greg Bartram, Steve Wydman, PENN STATE; Tim Ervin, PURDUE; Chris Conger, Grant Johnson, Jeff Petersen, WISCONSIN.

1994-95

Steve Roth, ILLINOIS; Robert Eggert, Todd Lindeman, INDIANA; Nathan Koch, Jess Settles, IOWA; Steve Nicodemus, Steve Polonowski, Mark Prylow, MICHIGAN STATE; David Grim, Trevor Winter, MINNESOTA; Dan Kreft, NORTHWESTERN; Doug Etzler, OHIO STATE; Nate Althouse, **John Amaechi**, Greg Bartram, Michael Joseph, PENN STATE; Tim Ervin, PURDUE.

ACADEMIC ALL-BIG TEN

1995-96

Brian Johnson, ILLINOIS; Robert Eggers, INDIANA; Jess Settles, IOWA; Ryan DeKuiper, Neal Morton, MICHIGAN; Steve Nicodemus, Steve Polonowski, MICHIGAN STATE; David Grim, Trevor Winter, MINNESOTA; Steve Belter, OHIO STATE; Dan Earl, Pete Lisicky, Jeremy Metzger, Chris Rogers, PENN STATE; Herb Dove, PURDUE; Shawn Carlin, WISCONSIN.

1996-97

Brian Johnson, ILLINOIS; Robert Eggers, INDIANA; Jason Bauer, IOWA; Ryan DeKuiper, Nick Haratsaris, MICHIGAN; Steve Polonowski, MICHIGAN STATE; Trevor Winter, MINNESOTA; Kyle Henneberry, John Vana, NORTHWESTERN; Eric Hanna, OHIO STATE; Pete Lisicky, Jeremy Metzger, PENN STATE; Chad Kerkhof, PURDUE; Hennssy Auriantal, Paul Grant, Mike Kosolcharoen, WISCONSIN.

1997-98

Brian Johnson, ILLINOIS; Robert Eggers, INDIANA; Jason Bauer, Ryan Luehrsmann, Scott Rabenold, Jess Settles, IOWA; Pete Lisicky, PENN STATE, Chad Kerkhof, PURDUE, Brian Vraney, WISCONSIN.

1998-99

Thomas Geyer, Kirk Haston, Luke Recker, INDIANA; Jason Bauer, Josiah Bilskemper, Jess Settles, B.J. Terrones, Jason Smith, Bryce Peterson, IOWA; Donte Scott, Darius Taylor, MICHIGAN; Kevin Nathaniel, MINNESOTA; Danny Allouche, Jeff Eschmeyer, NORTHWESTERN; Dan Earl, PENN STATE; Carson Cunningham, Chad Kerkhof, PURDUE; Hennssy Auriantal, Mike Kelley, Andy Kowske, WISCONSIN.

1999-00

Nate Mast, ILLINOIS; Thomas Geyer, Kirk Haston, Kyle Hornsby, INDIANA; Kyle Galloway, Jason Smith, IOWA; Darius Taylor, MICHIGAN; Mat Ishbia, MICHIGAN STATE; John-Blair Bickerstaff, MINNESOTA; Jeff Eschmeyer, NORTHWESTERN; Ken Krimmel, Timothy McGovern, Tyler Smith, PENN STATE; Carson Cunningham, Chad Kerkhof, PURDUE; Erik Faust, Mike Kelley, Andy Kowske, WISCONSIN.

2000-01

Sean Harrington, Nate Mast, ILLINOIS; **Kirk Haston**, Kyle Hornsby, Jarrad Odle, INDIANA; Kyle Galloway, **Luke Recker**, Jason Smith, IOWA; Josh Asselin, Mike Gotfredson, MICHIGAN; Jason Andreas, Mat Ishbia, MICHIGAN STATE; Michael Bauer, John-Blair Bickerstaff, MINNESOTA; Sean Connolly, OHIO STATE; Kenneth Krimmel, Tyler Smith, B.J. Vossekuiil, PENN STATE; **Carson Cunningham**, PURDUE; Mike Kelley, Andy Kowske, WISCONSIN.

2001-02

Sean Harrington, Nick Smith, ILLINOIS; Kyle Hornsby, Michael Roberts, INDIANA; **Luke Recker**, Jared Reiner, IOWA; Ron Garber, Mike Gotfredson, MICHIGAN; Jason Andreas, Mat Ishbia, Brian Westrick, MICHIGAN STATE; Michael Bauer, MINNESOTA; Sean Connolly, OHIO STATE; Kenneth Krimmel, **Tyler Smith**, B.J. Vossekuiil, PENN STATE; Andrew Ford, PURDUE; Max Peek, Kirk Penney, Ike Ukawuba, Mike Wilkinson, WISCONSIN.

2002-03

Sean Harrington, Nick Hugel, Nick Smith, ILLINOIS; Kyle Hornsby, Jason Stewart, INDIANA; Jared Reiner, IOWA; Colin Dill, MICHIGAN; Jason Andreas, Chris Hill, Brian Westrick, Adam Wolfe, MICHIGAN STATE; Jeff Hagen, Rick Rickert, MINNESOTA; Sean Connolly, Matt Marinchick, Ugo Nwankwo, OHIO STATE; B.J. Vossekuiil, PENN STATE; Matt Carroll, Andrew Ford, PURDUE; Clayton Hanson, Ike Ukawuba, WISCONSIN.

2003-04

James Augustine, Dee Brown, Jack Ingram, Nick Smith, ILLINOIS; Michael Roberts, Marshall Strickland, INDIANA; Greg Brunner, Jared Reiner, Kurt Spurgeon, IOWA; Colin Dill, J.C. Mathis, Daniel Wohl, MICHIGAN; Jason Andreas, **Chris Hill**, MICHIGAN STATE; Randy Chall, Wade Hokenson, Brent Lawson, Matt Smriga, MINNESOTA; Matt Marinchick, Ugo Nwankwo, OHIO STATE; Brett Buscher, Matt Carroll, Andrew Ford, Chris Hartley, Matt Kiefer, Austin Parkinson, PURDUE; Clayton Hanson, Ike Ukawuba, WISCONSIN.

2004-05

Dee Brown, Jack Ingram, Nick Smith, ILLINOIS; Mike Roberts, INDIANA; Greg Brunner, Adam Haluska, IOWA; John Andrews, J.C. Mathis, Dani Wohl, MICHIGAN; **Chris Hill**, Drew Naymick, MICHIGAN STATE; Jeff Hagen, Brent Lawson, MINNESOTA; Joe Kennedy, Evan Seacat, NORTHWESTERN; Matt Marinchick, OHIO STATE; Kevin Fellows, PENN STATE; Matt Carroll, Charles Davis, Andrew Ford, Chris Hartley, Matt Kiefer, Gary Ware, PURDUE; Brian Butch, Clayton Hanson, WISCONSIN.

2005-06

Brian Randle, ILLINOIS; Adam Ahlfeld, Kyle Taber, INDIANA; **Greg Brunner**, **Adam Haluska**, Jeff Horner, Justin Wieck, IOWA; Jason Aerts, Idong Ibok, Drew Neitzel, MICHIGAN STATE; Adam Boone, Ryan Saunders, MINNESOTA; Justin Hoeveler, Joe Kennedy, Evan Seacat, Vedran Vukusic, Sterling Williams, NORTHWESTERN; David Jackson, Michael Walker, PENN STATE; Matt Carroll, Chris Hartley, Matt Kiefer, PURDUE.

2006-07

Trent Meacham, Brian Randle, ILLINOIS; Adam Ahlfeld, Kyle Taber, INDIANA; **Adam Haluska**, Brett Wessels, IOWA; Brandon Darnton, Jacob Hannon, Idong Ibok, Drew Naymick, Drew Neitzel, Brian Tibaldi, MICHIGAN STATE; Patrick Houlihan, Joe Kennedy, Ivan Tolic, Sterling Williams, NORTHWESTERN; Milos Bogetic, David Jackson, William Leiner, Daniel Morrissey, Jordan Norwood, Nikola Obradovic, Joonas Suotamo, Michael Walker, PENN STATE; Chris Hartley, Bobby Riddell, PURDUE; Brian Butch, Morris Cain, Jason Chappell, Kevin Gullikson, Joe Krabbenhoft, WISCONSIN.

2007-08

Trent Meacham, Brian Randle, ILLINOIS; Adam Ahlfeld, Brett Finkelmeier, Kyle Taber, INDIANA; C.J. Lee, David Merritt, MICHIGAN; Isaiah Dahlman, Tom Herzog, Idong Ibok, Drew Naymick, **Drew Neitzel**, MICHIGAN STATE; Jamal Abu-Shamal, MINNESOTA; Marlon Day, Patrick Houlihan, Tonjua Jones, Jeff Ryan, Matt Steger, Sterling Williams, NORTHWESTERN; Mark Titus, OHIO STATE; Adam Highberger, William Leiner, Daniel Morrissey, Nikola Obradovic, Joonas Suotamo, Michael Walker, PENN STATE; Tarrance Crump, Chris Kramer, Bobby Riddell, PURDUE; Brian Butch, Morris Cain, Kevin Gullikson, Joe Krabbenhoft, Brett Valentyn, WISCONSIN.

2008-09

Trent Meacham, Mike Tisdale, ILLINOIS; Brett Finkelmeier, Kyle Taber, INDIANA; Jeff Peterson, IOWA; Manny Harris, C.J. Lee, Laval Lucas-Perry, David Merritt, MICHIGAN; Isaiah Dahlman, Tom Herzog, Idong Ibok, Mike Kebler, MICHIGAN STATE; Jamal Abu-Shamala, Travis Busch, Blake Hofferber, MINNESOTA; Mike Capocci, Marlon Day, Patrick Houlihan, Jeff Ryan, Matt Steger, Sterling Williams, NORTHWESTERN; P.J. Hill, Kyle Madsen, OHIO STATE; Adam Highberger, Steven Kirkpatrick, William Leiner, Daniel Morrissey, Andrew Ott, PENN STATE; Robbie Hummel, Chris Kramer, E'Twaun Moore, Bobby Riddell, Mark Wohlford, PURDUE; Morris Cain, Kevin Gullikson, Tim Jarmusz, Jon Leuer, Joe Krabbenhoft, Brett Valentyn, WISCONSIN.

2009-10

Bubba Chisholm, Mike Tisdale, ILLINOIS; Kory Barnett, Brett Finkelmeier, Tijan Jobe, Daniel Moore, INDIANA; Devan Bawinkle, Matthew Gatens, IOWA; Manny Harris, Zack Novak, MICHIGAN; Isaiah Dahlman, Tom Herzog, Mike Kebler, MICHIGAN STATE; Blake Hofferber, MINNESOTA; Mike Capocci, Nick Fruendt, Jeff Ryan, Matt Steger, NORTHWESTERN; Kyle Madsen, Danny Peters, Zisis Sarikopoulos, OHIO STATE; Adam Highberger, Steven Kirkpatrick, Andrew Ott, PENN STATE; Keaton Grant, Robbie Hummel, Chris Kramer, **E'Twaun Moore**, Ryne Smith, Mark Wohlford, PURDUE; Jared Berggren, Tim Jarmusz, Jon Leuer, Ian Markolf, Keaton Nankivil, Brett Valentyn, WISCONSIN.

2010-11

Brandon Paul, Mike Tisdale, ILLINOIS; Kory Barnett, Bobby Capobianco, Jordan Hulls, Daniel Moore, Tom Pritchard, Matt Roth, INDIANA; Eric May, T.J. Sayre, IOWA; Josh Bartelstein, Darius Morris, Zack Novak, Matt Vogrich, MICHIGAN; Michael Kebler, MICHIGAN STATE; **Blake Hofferber**, MINNESOTA; Mike Capocci, Drew Crawford, Davide Curretti, Nick Fruendt, Reggie Hearn, Luka Mirkovic, Austin Nichols, Jeff Ryan, NORTHWESTERN; Timothy Frazer, Steven Kirkpatrick, William Oliver, PENN STATE; Dru Anthrop, D.J. Byrd, Bubba Day, John Hart, E'Twaun Moore, PURDUE; Jared Berggren, Dan Fahey, Tim Jarmusz, Keaton Nankivil, Brett Valentyn, WISCONSIN.

2011-12

Meyers Leonard, Brandon Paul, ILLINOIS; Kory Barnett, Jeff Howard, Jordan Hulls, Daniel Moore, Victor Oladipo, Matt Roth, Taylor Wayer, INDIANA; Matt Gatens, Eric May, Branden Stubbs, IOWA; Josh Bartelstein, **Zack Novak**, Matt Vogrich, MICHIGAN;

ACADEMIC ALL-BIG TEN

Dan Chapman, Adreian Payne, MICHIGAN STATE; Elliott Eliason, MINNESOTA; Mike Fox, Kye Kurkowski, Trevor Menke, Christopher Niemann, Brandon Ubel, NEBRASKA; **Drew Crawford**, Davide Curletti, Nick Fruendt, Reggie Hearn, Luka Mirkovic, NORTHWESTERN; **Aaron Craft**, Alex Rogers, Sam Thompson, OHIO STATE; Sasa Borovnjak, Timothy Frazier, William Oliver, PENN STATE; Dru Anthrop, D.J. Byrd, John Hart, Robbie Hummel, Lewis Jackson, Sandi Marcius, Ryne Smith, PURDUE; Jared Berggren, Dan Fahey, WISCONSIN.

2012-13

Ibby Djimde, Myke Henry, Brandon Paul, ILLINOIS; Derek Elston, Jeff Howard, **Jordan Hulls**, Victor Oladipo, Taylor Wayer, Cody Zeller, INDIANA; Eric May, Christopher Rickert, IOWA; Josh Bartelstein, Matt Vogrich, MICHIGAN; Dan Chapman, MICHIGAN STATE; Chris Halvorsen, Trevor Mbakwe, MINNESOTA; Trevor Menke, Brandon Ubel, NEBRASKA; Nikola Cerina, Drew Crawford, Reggie Hearn, Omar Jimenez, Dave Sobolewski, NORTHWESTERN; **Aaron Craft**, Alex Rogers, Sam Thompson, OHIO STATE; Sasa Borovnjak, Nicholas Colella, Tim Frazier, Kevin Montminy, Ross Travis, PENN STATE; Dru Anthrop, D.J. Byrd, Sandi Marcius, PURDUE; Jared Berggren, Zach Bohannon, Ryan Evans, Dan Fahey, WISCONSIN.

2013-14

Mike LaTulip, ILLINOIS; Jeff Howard, Peter Jurkin, Jonny Marlin, Taylor Wayer, INDIANA; Mike Gesell, Jarrod Uthoff, Adam Woodbury, IOWA; Brad Anlauf, Jordan Morgan, MICHIGAN; Trevor Bonhoff, Dan Chapman, Matthew Costello, Colby Wollenman, MICHIGAN STATE; Kye Kurkowski, Trevor Menke, Shavon Shields, Sergej Vucetic, NEBRASKA; Kale Abrahamson, Nikola Cerina, **Drew Crawford**, Sanjay Lumpkin, Dave Sobolewski, NORTHWESTERN; **Aaron Craft**, Amedeo Della Valle, Jake Lorbach, OHIO STATE; Zachary Cooper, Timothy Frazier, Kevin Montminy, PENN STATE; Rapheal Davis, Ronnie Johnson, Jon McKeeman, Stephen Toyra, PURDUE; Zach Bohannon, WISCONSIN.

2014-15

Maverick Morgan, Ryan Schmidt, ILLINOIS; Ryan Burton, INDIANA; **Mike Gesell**, Jarrod Uthoff, Adam Woodbury, IOWA; Varun Ram, Evan Smotrycz, Jacob Susskind, MARYLAND; Andrew Dakich, Zak Irvin, Sean Lonergan, MICHIGAN; Matt Costello, Colby Wollenman, MICHIGAN STATE; Joey King, Maurice Walker, MINNESOTA; Nick Fuller, Kyle Kurkowski, Trevor Menke, **Shavon Shields**, Leslee Smith, NEBRASKA; Sanjay Lumpkin, Dave Sobolewski, NORTHWESTERN; Kevin Montminy, PENN STATE; Rapheal Davis, Jon McKeeman, PURDUE; Jalen Hyde, Kadeem Jack, RUTGERS; Vitto Brown, Dujie Dukan, Nigel Hayes, Aaron Moesch, WISCONSIN.

2015-16

Michael Finke, Malcolm Hill, Mike LaTulip, Cameron Liss, Maverick Morgan, Jaylon Tate, ILLINOIS; Ryan Burton, Quentin Taylor, Nick Zeisloft, INDIANA; Nicholas Baer, **Mike Gesell**, Jarrod Uthoff, Adam Woodbury, IOWA; Trevor Anzmann, Kent Auslander, Michal Cekovsky, Varun Ram, MARYLAND; Andrew Dakich, Sean Lonergan, MICHIGAN; Matt Costello, Matt Van Dyk, Colby Wollenman, MICHIGAN STATE; Joey King, Mike Lukashewich, MINNESOTA; **Shavon Shields**, NEBRASKA; Tre Demps, Sanjay Lumpkin, Bryant McIntosh, NORTHWESTERN, Samuel Halle, Julian Moore, Isaiah Washington, PENN STATE; Rapheal Davis, Dakota Mathias, P.J. Thompson, Stephen Toyra, PURDUE; Jalen Hyde, Greg Lewis, RUTGERS; Vitto Brown, Matt Ferris, Nigel Hayes, Aaron Moesch, Zak Showalter, WISCONSIN.

2016-17

Tracy Abrams, Leron Black, Jalen Coleman-Lands, Michael Finke, Aaron Jordan, Kipper Nichols, Jaylon Tate, Mike Thorne Jr., ILLINOIS; Zach McRoberts, Quentin Taylor, INDIANA; Nicholas Baer, IOWA; Kent Auslander, Andrew Terrell, MARYLAND; Andrew Dakich, Brent Hibbits, Zak Irvin, Sean Lonergan, Moritz Wagner, Fred Wright-Jones, MICHIGAN; Kyle Ahrens, Conner George, Matt Van Dyk, MICHIGAN STATE; Tanner Borchardt, Nick Fuller, Michael Jacobson, NEBRASKA; Jordan Ash, Charlie Hall, Vic Law, Sanjay Lumpkin, NORTHWESTERN; Joey Lane, OHIO STATE; Julian Moore, Isaiah Washington, Qianjun Zhao, PENN STATE; Grady Eifert, Dakota Mathias, Jon McKeeman, **Caleb Swanigan**, P.J. Thompson, PURDUE; Vitto Brown, Matt Ferris, Nigel Hayes, Aaron Moesch, Brevin Pritzl, Zak Showalter, WISCONSIN.

2017-18

Leron Black, Michael Finke, Clayton Jones, Aaron Jordan, Cameron Liss, Samson Oladimeji, ILLINOIS; Johnny Jager, Zach McRoberts, Quentin Taylor, INDIANA; Nicholas Baer, Brady Ellingson, IOWA; Kevin Huerter, Andrew Terrell, Travis Valmon, MARYLAND; Austin Davis, Charles Matthews, Duncan Robinson, Moritz Wagner, MICHIGAN; Kyle Ahrens, Ben Carter, Conner George, MICHIGAN STATE; Michael Hurt, Brady Rudrud, MINNESOTA; Tanner Borchardt, Johnny Trueblood, NEBRASKA; Barret Benson, Aaron Falzon, Charlie Hall, Vic Law, Tino Malnati, Gavin Skelly, NORTHWESTERN; Joey Lane, Micah Potter, Jae'Sean Tate, OHIO STATE; Julian Moore, PENN STATE; Grady Eifert, Matt Haarms, Tommy Luce, Dakota Mathias, P.J. Thompson, PURDUE; Joey Downes, RUTGERS; Michael Ballard, Matt Ferris, Aaron Moesch, D'Mitrik Trice WISCONSIN.

2018-19

Aaron Jordan, Samson Oladimeji, ILLINOIS; Vijay Blackmon, Johnny Jager, Zach McRoberts, Justin Smith, Quentin Taylor, INDIANA; Austin Ash, Michael Baer, Nicholas Baer, Connor McCaffery, Jack Nunge, IOWA; Will Clark, Bruno Fernando, Reese Mona, Darryl Morsell, Andrew Terrell, Travis Valmon, MARYLAND; C.J. Baird, Austin Davis, Charles Matthews, Rico Ozuna-Harrison, Jordan Poole, Luke Wilson, MICHIGAN; Kyle Ahrens, Conner George, Jack Hoiberg, Xavier Tillman, Cassius Winston, MICHIGAN STATE; Brendan Conroy, Michael Hurt, Brady Rudrud, MINNESOTA; Tanner Borchardt, Justin Costello, Thorir Thorbjarnarson, Johnny Trueblood, NEBRASKA; Barret Benson, Aaron Falzon, Charlie Hall, Vic Law, Tino Malnati, NORTHWESTERN; Danny Hummer, Musa Jallow, Joey Lane, Kyle Young, OHIO STATE; Stephen Beattie, John Harrar, Kyle McCloskey, Austin Thomas, PENN STATE; Grady Eifert, Matt Haarms, Tommy Luce, Sasha Stefanovic, PURDUE; Geo Baker, Shaquille Doorson, Joey Downes, Myles Johnson, Luke Nathan, RUTGERS; Michael Ballard, Brad Davison, Ethan Happ, Walt McGrotry, Brevin Pritzl, Nate Reuvers, D'Mitrik Trice, WISCONSIN

2019-20

Andres Feliz, Zach Griffith, Samson Oladimeji, Tyler Underwood, ILLINOIS; Adrian Chapman, INDIANA; Michael Baer, Connor McCaffery, Jack Nunge, Joe Wieskamp, IOWA; Will Clark, Reese Mona, Darryl Morsell, Travis Valmon, MARYLAND; C.J. Baird, Austin Davis, Adrien Nunez, Rico Ozuna-Harrison, Luke Wilson, MICHIGAN; Kyle Ahrens, Conner George, Jack Hoiberg, Thomas Kithier, Foster Loyer, **Xavier Tillman**, Cassius Winston, MICHIGAN STATE; Brendan Conroy, Michael Hurt, Gabriel Kalscheur, Brady Rudrud, Payton Willis, MINNESOTA; Thorir Thorbjarnarson, NEBRASKA; Ryan Greer, Miller Kopp, Tino Malnati, Ryan Young, Eric Zalewski, NORTHWESTERN; Harrison Hookfin, Danny Hummer, Musa Jallow, Kyle Young, OHIO STATE; Stephen Beattie, John Harrar, Myreon Jones, Kyle McCloskey, PENN STATE; Evan Boudreaux, Matt Haarms, Tommy Luce, Sasha Stefanovic, PURDUE; Geo Baker, Nick Brooks, Joey Downes, Myles Johnson, Luke Nathan, RUTGERS; Michael Ballard, Courtland Cuevas, Brad Davison, Carter Higginbottom, Walt McGrotry, Micah Potter, Brevin Pritzl, Samad Qawi, D'Mitrik Trice, WISCONSIN

2020-21

Benjamin Bosmans-Verdonk, Zach Griffith, Austin Hutcherson, ILLINOIS; Joey Brunk, Cooper Bybee, Armaan Franklin, Michael Shipp, INDIANA; Michael Baer, Connor McCaffery, Jack Nunge, Joe Wieskamp, IOWA; Reese Mona, MARYLAND; C.J. Baird, Austin Davis, Adrien Nuñez, Rico Ozuna-Harrison, Brandon Wade, **Franz Wagner**, Luke Wilson, MICHIGAN; Gabe Brown, Malik Hall, Joey Hauser, Jack Hoiberg, Steven Izzo, Thomas Kithier, Joshua Langford, Foster Loyer, Julius Marble, Mark Watts, MICHIGAN STATE; Hunt Conroy, Eric Curry, Sam Freeman, Isaiah Ihnen, Gabe Kalscheur, Tre' Williams, MINNESOTA; Jace Piatkowski, Bret Porter, Thorir Thorbjarnarson, Derrick Walker, NEBRASKA; Chase Audige, Robert Beran Jr., Roy Dixon III, Anthony Gaines, Ryan Greer, Miller Kopp, Ryan Young, Eric Zalewski, NORTHWESTERN; Justin Ahrens, Jansen Davidson, Harrison Hookfin, Musa Jallow, Justice Sueing, Kyle Young, OHIO STATE; John Harrar, Myreon Jones Jr., Patrick Kelly III, Seth Lundy, Kyle McCloskey, PENN STATE; Mason Gillis, Sasha Stefanovic, Isaiah Thompson, Jared Wulbrun, PURDUE; Geo Baker, Nick Brooks, Ron Harper Jr., Myles Johnson, Daniel Lobach, Montez Mathis, Caleb McConnell, Paul Mulcahy, Luke Nathan, Oskar Palmquist, Jacob Young, RUTGERS; Trevor Anderson, Brad Davison, Joe Hedstrom, Carter Higginbottom, Walt McGrotry, Micah Potter, Nathan Reuvers, D'Mitrik Trice, WISCONSIN

ACADEMIC ALL-BIG TEN

2021-22

Ben Bosmans-Verdonk, Kofi Cockburn, Jacob Grandison, Austin Hutcherson, Brandon Lieb, Connor Serven, ILLINOIS; Nathan Childress, Trey Galloway, Jordan Geronimo, Khristian Lander, Anthony Leal, Sebastien Scott, Parker Stewart, INDIANA; Connor McCaffery, Keegan Murray, IOWA; Aiden McCool, MARYLAND; Hunter Dickinson, Jace Howard, Adrien Nunez, Brandon Wade, Terrance Williams II, MICHIGAN; Gabe Brown, Malik Hall, Joey Hauser, AJ Hoggard, Steven Izzo, Julius Marble, Mady Goundo Sissoko, MICHIGAN STATE; Eric Curry, Isaiah Ihnen, Payton Willis, MINNESOTA; Chris McGraw, Jace Piatkowski, Derrick Walker, Kobe Webster, NEBRASKA; Chase Audige, Robbie Beran, Ty Berry, Roy Dixon III, Ryan Greer, Ryan Young, NORTHWESTERN; Justin Ahrens, Eugene Brown, Harrison Hookfin, Demetrius Johnson, James Sotos, Justice Sueing, Seth Towns, Kyle Young, OHIO STATE; Andrew Christos Jr., Daniel Conlan, Caleb Dorsey, John Harrar, Dallion Johnson, Samuel Sessoms, PENN STATE; Mason Gillis, Chase Martin, Ethan Morton, Sasha Stefanovic, Jared Wulbrun, PURDUE; Geo Baker, Ron Harper Jr., Mawot Mag, Paul Mulcahy, Luke Nathan, Clifford Omoruyi, Oskar Palmquist, Dean Reiber, Aiden Terry, RUTGERS; Ben Carlson, Steven Crowl, Jordan Davis, Brad Davison, Carter Higginbottom, WISCONSIN.

2022-23

Luke Goode, ILLINOIS; Shaan Burke, Nathan Childress, Miller Kopp, Anthony Leal, Michael Shipp, INDIANA; Carter Kingsbury, Luke Laketa, Connor McCaffery, Riley Mulvey, Payton Sandfort, IOWA; Brett Karkus, MARYLAND; Ian Burns, Hunter Dickinson, Jace Howard, Jackson Selvala, Cooper Smith, Will Tschetter, Terrance Williams II, MICHIGAN; Jaden Akins, Malik Hall, Joey Hauser, Steven Izzo, Mady Sissoko, Jason Whitens, MICHIGAN STATE; Jamison Battle, Parker Fox, Isaiah Ihnen, Jackson Purcell, MINNESOTA; Wilhelm Breidenbach, Denim Dawson, Sam Hoiberg, Oleg Kojenets, Keisei Tominaga, C.J. Wilcher, NEBRASKA; Chase Audige, Brooks Barnhizer, Robbie Berran, Roy Dixon III, NORTHWESTERN; Eugene Brown III, Kalen Etzler, Justice Sueing, OHIO STATE; Andrew Christos Jr., Daniel Conlan, Caleb Dorsey, Andrew Funk, Ishaan Jagiasi, Dallion Johnson, Camren Wynter, PENN STATE; Carson Barrett, Caleb Furst, Trey Kaufman-Renn, Chase Martin, Brian Waddell, PURDUE; Andre Hyatt, Mawot Mag, Jalen Miller, Paul Mulachy, Clifford Omoruyi, Oskar Palmquist, Dean Rieber, Aiden Terry, RUTGERS; Steven Crowl, Jordan Davis, Isaac Gard, Markus Ilver, Isaac Linsley, WISCONSIN.

2023-24

Luke Goode, AJ Redd, Niccolo Moretti, ILLINOIS; Kaleb Banks, Shaan Burke, CJ Gunn, Anthony Leal, INDIANA; Josh Dix, Riley Mulvey, Payton Sandfort, Carter Kingsbury, Luc Laketa, IOWA; Ian Burns, Youssef Khayat, Jaelin Llewellyn, Tarris Reed, Jr., Jackson Selvala, Cooper Smith, Will Tschetter, Terrance Williams II, MICHIGAN; Jaden Akins, Carson Cooper, Malik Hall, Tre Holloman, Jaxon Kohler, Nick Sanders, Mady Sissoko, Tyson Walker, MICHIGAN STATE; Braeden Carrington, Parker Fox, Dawson Garcia, Isaiah Ihnen, Joshua Ola-Joseph, Pharrel Payne, Jackson Purcell, Will Ramberg, MINNESOTA; Henry Burt, Jeffrey Grace III, Samuel Hoiberg, Cale Jacobsen, Jamarques Lawrence, Keisei Tominaga, C.J. Wilcher, NEBRASKA; Brooks Barnhizer, Ty Berry, Boo Buie III, Luke Hunger, Gustave Hurlburt, Nicholas Martinelli, Blake Smith, NORTHWESTERN; Colby Baumann, Kalen Etzler, Bowen Hardman, Felix Okpara, Bruce Thornton, OHIO STATE; Andrew Christos Jr., Daniel Conlan, PENN STATE; Carson Barrett, Caleb Furst, Mason Gillis, Camden Heide, Trey Kaufman-Renn, Sam King, Fletcher Loyer, Chase Martin, Brian Waddell, Lance Jones, PURDUE; Antonio Chol, Aundre Hyatt, Mawot Mag, Clifford Omoruyi, Oskar Palmquist, Aiden Terry Rutgers, Antwone Woolfolk, RUTGERS; Ross Candelino, Steven Crowl, Isaac Gard, Markus Ilver, Isaac Lindsey, Kamari McGee, Tyler Wahl, WISCONSIN.

Academic All-Americans in **bold**.

ALL-TIME ACADEMIC ALL-AMERICANS

John Amaechi, PSU, 1994-95
Dan Anderson, USC, 1974
Gary Anderson, WIS, 1974
Keith Balderston, ORE, 1986-87-88
Craig Barcay, OSU, 1969
Jamison Battle, OSU, 2024
Kent Benson, IND, 1976-77
Uwe Blab, IND, 1985
Mark Bodnar, MICH, 1981
Marty Bodnar, MICH, 1978-80-81
Tal Brody, ILL, 1965
Greg Brunner, IOWA, 2006
Kevin Burke, PSU, 1973
Jim Burns, NU, 1967
Chada Calabria, IOWA, 1969
Michael Campbell, NU, 1979-80
Aaron Craft, OSU, 2012-13-14
Drew Crawford, NU, 2012
Carson Cunningham, PUR, 2000-01
Jedd Dawson, ILL, 1973-74
Marcus Domask, ILL, 2024
Ralph Drollinger, UCLA, 1975
David Dunkleberger, NU, 1984
Dan Earl, PSU, 1999
Keith Edmonson, PUR, 1982
Rich Falk, NU, 1964
Robert Ford, PUR, 1972
Mike Gesell, IOWA, 2015-16
Brad Gibson, NU, 1978
Steve Green, IND, 1974-75
Steve Grote, MICH, 1975-76-77
Adam Haluska, IOWA, 2006-07
Kirk Haston, IND, 2001
Curt Hedberg, NEB, 1978
Kenny Heitz, UCLA, 1969
Dave Henley, WASH, 1982
Paul Heuerman, MICH, 1981
Chris Hill, MSU, 2003-04-05
Joe Hillman, IND, 1989
Blake Hofferbar, MINN, 2011
Brad Holland, UCLA, 1979
Bil Hosket, OSU, 1968
Rich Howatt, ILL, 1971
Jordan Hulls, IND, 2013
Marques Johnson, UCLA, 1977
Rod Judson, ILL, 1978
Brian Jung, NU, 1978
Chuck Jura, NEB, 1972
Greg Kelsner, MSU, 1979
Walker Lambiotte, NU, 1990
Steve Lanter, ILL, 1978
John Laskowski, IND, 1973
Greg Lee, UCLA, 1972-73-74
Pete Lisicky, PSU, 1997-98
Greg Manning, MD, 1978-80-81
John Matzke, NEB, 1984
Tom McMillen, MD, 1972-73-74
E'Twan Moore, PUR, 2010
Jack Moore, NEB, 1981
Shon Morris, NU, 1986-87-88
Drew Neitzel, MSU, 2008
Zack Novak, MICH, 2012
Lary Overskei, MINN, 1969
Denny Pace, ILL, 1969
Bruce Parkinson, PUR, 1977
Dan Pelekoudas, MICH, 1984
John Pinkerstaff, ORE, 1968
Wayne Radford, IND, 1978
Kevin Rankin, NU, 1993-94
Luke Recker, IND, 1999/IOWA 2001-02
Beau Reid, NEB, 1989-91
Steve Reid, PUR, 1983-85

Craig Riley, PUR, 1992
Rod Ripley, WIS, 1986
John Ritter, IND, 1972-73
Matt Roe, MD, 1991
Steve Rymal, MSU, 1968
Payton Sandfort, IOWA, 2024
Dave Schellhase, PUR, 1964-65-66
Rick Schmidt, ILL, 1974-75
Dave Scholz, ILL, 1968-69
Brian Schwabe, NU, 1989
Jess Settles, IOWA, 1996
Shavon Shields, NEB, 2015-16
Ralph Simpson, MSU, 1970
A.D. Smith, ORE, 2000
Tyler Smith, PSU, 2002
John Somogyi, RUT, 1972
Matt Steingenga, MSU, 1990
Rafael stone, WASH, 1969
Rick Sund, NU, 1973
Caleb Swanigan, PUR, 2017
Xavier Tillman, MSU, 2020
Otho Tucker, ILL, 1976
Jarrod Uthoff, IOWA, 2016
Dick Van Arsdale, IND, 1964-65
Tom Van Arsdale, IND, 1965
Kiki Vandeweghe, UCLA, 1978-79-80
Franz Wagner, MICH, 2021
Steve Waite, IOWA, 1978-81
Brian Walker, PUR, 1981
Bill Walton, UCLA, 1972-73-74
Mike Warren, UCLA, 1972
Kobe Webster, NEB, 2021
Sidney Wicks, UCLA, 1971
Jamaal Wilkes, UCLA 1972-73-74
Nigel Williams-Goss, 2015
Randy Wittman, IND, 1981-82-83
Cody Zeller, IND, 2013
George Zidek, UCLA, 1994-95

ACADEMIC ALL-AMERICANS OF THE YEAR

John Amaechi, PSU, 1995
Chris Hill, MSU, 2005
Adam Haluska, IOWA, 2007
Aaron Craft, OSU, 2013-14
Jared Uthoff, IOWA, 2016

TWO-TIME ACADEMIC ALL-AMERICANS

John Amaechi, PSU, 1994-95
Kent Benson, IND, 1976-77
Michael Campbell, NU, 1979-80
Drew Crawford, NU, 2012-14
Carson Cunningham, PUR, 2000-01
Jedd Dawson, ILL, 1973-74
Mike Gesell, IOWA, 2015-16
Steve Green, IND, 1974-75
Adam Haluska, IOWA, 2006-07
Bill Hosket, OSU, 1966-68
Pete Lisicky, PSU, 1997-98
Kevin Rankin, NU, 1993-94
Beau Reid, NEB, 1989-91
Steve Reid, PUR, 1983-85
John Ritter, IND, 1972-73
Rick Schmidt, ILL, 1974-75
Dave Scholz, ILL, 1968-69
Shavon Shields, NEB, 2015-16
Dick Van Arsdale, IND, 1964-65
Steve Waite, IOWA, 1978-81
George Zidek, UCLA, 1994-95

THREE-TIME ACADEMIC ALL-AMERICANS

Keith Balderston, ORE, 1986-87-88
Marty Bodnar, MICH, 1978-80-81
Aaron Craft, OSU, 2012-13-14
Steve Grote, MICH, 1975-76-77
Chris Hill, MSU, 2004-05-06
Greg Lee, UCLA, 1972-73-74
Greg Manning, MD, 1978-80-81
Tom McMillen, MD, 1972-73-74
Shon Morris, NU, 1986-87-88
Luke Recker, IND, 1999/IOWA 2001-02
Dave Schellhase, PUR, 1964-65-66
Kiki Vandeweghe, UCLA, 1978-79-80
Jamaal Wilkes, UCLA 1972-73-74
Bill Walton, UCLA, 1972-73-74
Randy Wittman, IND, 1981-82-83

PLAYERS OF THE WEEK

1981-82

Jan. 12 Clark Kellogg, OSU
 Jan. 18 Randy Breuer, MINN
 Jan. 25 Ted Kitchel, IND
 Feb. 1 James Griffin, ILL
 Feb. 8 Thad Garner, MICH
 Feb. 15 Ted Kitchel, IND
 Feb. 22 Michael Searce, PUR
 Mar. 1 Darryl Mitchell, MINN

1982-83

Dec. 7 Steve Reid, PUR
 Dec. 23 Ted Kitchel, IND
 Jan. 4 Russell Cross, PUR
 Jan. 10 Jim Stack, NU
 Jan. 17 Randy Wittman, IND
 Jan. 24 Brad Sellers, WIS
 Feb. 7 Ted Kitchel, IND
 Feb. 14 Tony Campbell, OSU
 Feb. 21 Derek Harper, ILL
 Russell Cross, PUR
 Feb. 28 Scott Skiles, MSU-FR
 Mar. 7 Scott Skiles, MSU-FR
 Mar. 14 Eric Turner, MICH

1983-84

Jan. 9 Jim Rowinski, PUR
 Jan. 16 Rick Olson, WIS
 Jan. 23 Tony Campbell, OSU
 Jan. 30 Steve Alford, IND-FR
 Feb. 6 George Montgomery, ILL
 Feb. 13 Steve Alford, IND-FR
 Feb. 20 Paul Schultz, NU
 Feb. 27 Jim Rowinski, PUR (AP)
 Greg Stokes, IOWA (UPI)
 Mar. 5 Bruce Douglas, ILL
 Mar. 12 Steve Reid, PUR

1984-85

Jan. 7 Greg Stokes, IOWA
 Jan. 14 Anthony Welch, ILL
 Jan. 21 Roy Tarpley, MICH
 Jan. 28 Gary Grant, MICH-FR
 Feb. 4 Sam Vincent, MSU (UPI)
 Greg Stokes, IOWA (AP)
 Feb. 11 Steve Alford, IND
 Feb. 18 Roy Tarpley, MICH
 Feb. 25 Brad Sellers, OSU
 Mar. 4 Roy Tarpley, MICH (AP, UPI)
 Sam Vincent, MSU (UPI)
 Mar. 11 James Bullock, PUR

1985-86

Dec. 9 Dennis Hopson, OSU
 Jan. 6 Gary Grant, MICH
 Jan. 13 Steve Alford, IND
 Jan. 20 Scott Skiles, MSU
 Jan. 27 Ken Norman, ILL
 Feb. 3 Scott Skiles, MSU
 Feb. 10 Ken Norman, ILL
 Feb. 17 Darryl Johnson, MSU (AP)
 Rick Olson, WIS (UPI)
 Feb. 24 Todd Mitchell, PUR
 Mar. 3 Brad Sellers, OSU
 Mar. 10 Roy Tarpley, MICH

1986-87

Jan. 6 Troy Lewis, PUR
 Jan. 13 Steve Alford, IND
 Jan. 20 Dennis Hopson, OSU
 Jan. 27 Dennis Hopson, OSU
 Feb. 3 Dean Garrett, IND
 Feb. 10 Steve Alford, IND
 Feb. 16 Everette Stephens, PUR
 Feb. 23 Gary Grant, MICH

Mar. 2 Ken Norman, ILL
 Mar. 9 Ken Norman, ILL

1987-88

Dec. 8 Jay Burson, OSU
 Dec. 14 Gary Grant, MICH
 Dec. 22 Jeff Grose, NU
 Jan. 5 Byron Robinson, WIS-FR
 Jan. 12 Troy Lewis, PUR
 Jan. 19 Jay Burson, OSU
 Jan. 26 Roy Marble, IOWA
 Feb. 2 Dean Garrett, IND
 Feb. 9 Jay Edwards, IND-FR
 Feb. 16 Gary Grant, MICH
 Feb. 23 Nick Anderson, ILL
 Mar. 1 Roy Marble, IOWA
 Mar. 7 Melvin McCants, PUR
 Mar. 14 Jay Edwards, IND-FR

1988-89

Dec. 7 Steve Smith, MSU
 Dec. 13 Jeff Grose, NU
 Dec. 20 Steve Smith, MSU
 Jan. 3 Jay Burson, OSU
 Jan. 10 Ed Horton, IOWA
 Jan. 17 Kendall Gill, ILL
 Jan. 24 Jay Edwards, IND
 Jan. 31 Kirk Manns, MSU
 Feb. 7 Ed Horton, IOWA
 Feb. 14 Jay Edwards, IND
 Feb. 21 Trent Jackson, WIS
 Feb. 28 Glen Rice, MICH
 Mar. 6 Nick Anderson, ILL
 Mar. 13 Kenny Battle, ILL
 Kendall Gill, ILL

1989-90

Dec. 4 Steve Smith, MSU
 Dec. 11 Ray Thompson, IOWA
 Dec. 18 Calbert Cheaney, IND-FR
 Jan. 2 Perry Carter, OSU
 Jan. 9 Jim Jackson, OSU-FR
 Jan. 16 Tony Jones, PUR
 Jan. 23 Les Jepsen, IOWA
 Jan. 30 Willie Burton, MINN
 Feb. 6 Jim Jackson, OSU-FR
 Feb. 13 Kirk Manns, MSU
 Feb. 20 Stephen Scheffler, PUR
 Feb. 27 Richard Coffey, MINN
 Mar. 6 Steve Smith, MSU
 Mar. 13 Steve Smith, MSU

1990-91

Dec. 4 Calbert Cheaney, IND
 Dec. 11 Woody Austin, PUR
 Dec. 18 Kevin Lynch, MINN
 Jan. 8 Eric Anderson, IND
 Jan. 15 Mike Peplowski, MSU
 Jan. 22 Steve Smith, MSU
 Jan. 29 Larry Smith, ILL
 Feb. 5 Acie Earl, IOWA
 Feb. 12 Jim Jackson, OSU
 Feb. 19 Jim Jackson, OSU
 Feb. 26 James Moses, IOWA
 Mar. 4 Calbert Cheaney, IND
 Mar. 11 Jimmy Oliver, PUR

1991-92

Dec. 10 Acie Earl, IOWA
 Dec. 17 Alan Henderson, IND-FR
 Dec. 23 Mike Peplowski, MSU
 Jan. 6 Jim Jackson, OSU
 Jan. 13 Tom Michael, ILL
 Jan. 21 Damon Bailey, IND
 Jan. 27 Woody Austin, PUR
 Feb. 3 Jim Jackson, OSU

Feb. 10 Chris Jent, OSU
 Feb. 17 Mike Peplowski, MSU
 Feb. 24 Alan Henderson, IND-FR
 Mar. 2 Jim Jackson, OSU
 Mar. 9 Chris Webber, MICH-FR*

1992-93

Nov. 30 Calbert Cheaney, IND
 Dec. 7 Acie Earl, IOWA
 Dec. 14 Mike Peplowski, MSU
 Dec. 21 Kevin Rankin, NU
 Jan. 4 Chris Webber, MICH*
 Jan. 11 Greg Simpson, OSU-FR
 Jan. 19 Calbert Cheaney, IND
 Jan. 25 Michael Finley, WIS
 Feb. 1 Val Barnes, IOWA
 Feb. 8 Glenn Robinson, PUR
 Feb. 15 Glenn Robinson, PUR
 Feb. 22 Greg Graham, IND
 Mar. 1 Michael Finley, WIS
 Mar. 8 Calbert Cheaney, IND
 Cedric Neloms, NU
 Greg Graham, IND

1993-94

Dec. 6 Damon Bailey, IND
 Glenn Robinson, PUR
 Dec. 13 Glenn Robinson, PUR
 Dec. 20 Damon Bailey, IND
 Jan. 3 Glenn Robinson, PUR
 Jan. 10 Michael Finley, WIS
 Jan. 18 Alan Henderson, IND
 Jan. 24 Cuonzo Martin, PUR
 Jan. 31 John Amaechi, PSU
 Feb. 7 Juwan Howard, MICH
 Feb. 14 Jalen Rose, MICH
 Feb. 21 Kevin Rankin, NU
 Feb. 28 Vacated
 Shawn Respert, MSU
 Mar. 7 Glenn Robinson, PUR
 Mar. 14 Glenn Robinson, PUR

1994-95

Dec. 5 Jess Settles, IOWA
 Dec. 12 Alan Henderson, IND
 Dec. 19 Brian Evans, IND
 Jan. 3 Jess Settles, IOWA
 Jan. 9 Eric Snow, MSU
 Jan. 17 Shawn Respert, MSU
 Jan. 23 Vacated
 Jan. 30 Shawn Respert, MSU
 Feb. 6 Alan Henderson, IND
 Feb. 13 Kiwane Garris, ILL
 Feb. 20 Chris Kingsbury, IOWA
 Feb. 27 Eric Snow, MSU
 Mar. 6 Cuonzo Martin, PUR
 Mar. 13 Shawn Respert, MSU

1995-96

Dec. 4 Richard Keene, ILL
 Dec. 11 Pete Lisicky, PSU
 Dec. 18 Jerry Gee, ILL
 Jan. 2 Brian Evans, IND
 Jan. 8 Brad Miller, PUR
 Jan. 16 Glenn Sekunda, PSU
 Jan. 22 Geno Carlisle, NU
 Jan. 29 Andre Woolridge, IOWA
 Feb. 5 Chad Austin, PUR
 Feb. 12 Matt Gaudio, PSU
 Feb. 19 Vacated
 Brad Miller, PUR
 Feb. 26 Porter Roberts, PUR
 Mar. 4 Brian Evans, IND
 Jess Settles, IOWA
 Mar. 11 Vacated

PLAYERS OF THE WEEK

1996-97

Dec. 2 Louis Bullock, MICH*
 Dec. 9 Kiwane Garris, ILL
 Dec. 16 Sam Okey, WIS
 Dec. 23 Andre Woolridge, IOWA
 Jan. 6 Vacated
 Jan. 13 Vacated
 Jan. 21 Kevin Turner, ILL
 Jan. 27 Chad Austin, PUR
 Sam Jacobson, MINN
 Feb. 3 Louis Bullock, MICH*
 Feb. 10 Kiwane Garris, ILL
 Brad Miller, PUR
 Feb. 17 A.J. Guyton, IND-FR
 Feb. 24 Evan Eschmeyer, NU
 Vacated
 Mar. 3 Kiwane Garris, ILL
 Mar. 10 Andre Woolridge, IOWA
 Brad Miller, PUR

1997-98

Dec. 1 Ryan Bowen, IOWA
 Dec. 8 Evan Eschmeyer, NU
 Dec. 15 Robert Traylor, MICH*
 Matt Heldman, ILL
 Dec. 22 Jaraan Cornell, PUR
 Jan. 5 Kevin Turner, ILL
 Jan. 12 Charlie Miller, IND
 Jan. 19 Luke Recker, IND-FR
 Mateen Cleaves, MSU
 Jan. 26 Brad Miller, PUR
 Feb. 2 Mateen Cleaves, MSU
 Feb. 9 Vacated
 Feb. 16 Chad Austin, PUR
 Feb. 23 Jerry Hester, ILL
 Jarrett Stephens, PSU
 Mar. 2 Louis Bullock, MICH*
 Brad Miller, PUR

1998-99

Nov. 16 Scoonie Penn, OSU
 Nov. 23 Jaraan Cornell, PUR
 Nov. 30 Calvin Booth, PSU
 Dec. 7 Vacated
 Dec. 14 Dean Oliver, IOWA
 Dec. 21 Quincy Lewis, MINN
 Michael Redd, OSU
 Dec. 27 Evan Eschmeyer, NU
 Sean Mason, WIS
 Jan. 4 Morris Peterson, MSU
 Michael Redd, OSU
 Jan. 10 Evan Eschmeyer, NU
 Jan. 17 Luke Recker, IND
 Jan. 24 Mateen Cleaves, MSU
 Michael Redd, OSU
 Feb. 1 A.J. Guyton, IND
 Quincy Lewis, MINN
 Feb. 8 Evan Eschmeyer, NU
 Feb. 15 Jaraan Cornell, PUR
 Scoonie Penn, OSU
 Feb. 22 Scoonie Penn, OSU
 Feb. 29 Joe Crispin, PSU
 Quincy Lewis, MINN

1999-2000

Nov. 15 Jacob Jaacks, IOWA
 Nov. 21 Dusty Rychart, MINN
 Nov. 28 Jarrett Stephens, PSU
 Dec. 6 A.J. Guyton, IND
 LaVell Blanchard, MICH
 Dec. 13 Jarrett Stephens, PSU
 Dec. 20 Steve Lepore, NU
 Dec. 27 A.J. Guyton, IND
 Andy Kowske, WIS
 Jan. 2 Marcus Griffin, ILL

Jan. 10 Leon Jones, MICH
 Jan. 17 Morris Peterson, MSU
 Brian Cardinal, PUR
 Jan. 24 Joel Przybilla, MINN
 Joe Crispin, PSU
 Jan. 31 Ken Johnson, OSU
 Feb. 7 Morris Peterson, MSU
 Feb. 14 Joel Przybilla, MINN
 Feb. 21 Mateen Cleaves, MSU
 Michael Redd, OSU
 Feb. 28 Mike Robinson, PUR
 Mar. 6 George Reese, OSU
 Maurice Linton, WIS

2000-01

Nov. 20 Kirk Haston, IND
 Charlie Bell, MSU
 Nov. 27 Frank Williams, ILL
 Joe Crispin, PSU
 Dec. 4 Reggie Evans, IOWA
 Dec. 11 Luke Recker, IOWA
 Joe Crispin, PSU
 Dec. 18 Brian Brown, OSU
 Roy Boone, WIS
 Dec. 24 Brian Cook, ILL
 Dec. 31 Charlie Bell, MSU
 Tavaras Hardy, NU
 Jan. 8 Kirk Haston, IND
 Jan. 15 Dean Oliver, IOWA
 Jason Richardson, MSU
 Jan. 22 Dusty Rychart, MINN
 Jan. 29 Luke Recker, IOWA
 LaVell Blanchard, MICH
 Feb. 5 Kirk Haston, IND
 Feb. 12 Brian Brown, OSU
 Feb. 19 Frank Williams, ILL
 Jason Richardson, MSU
 Feb. 26 Ken Johnson, OSU
 Mar. 4 Kirk Haston, IND

2001-02

Nov. 19 Reggie Evans, IOWA
 Nov. 26 Dane Fife, IND
 Dec. 3 Dusty Rychart, MINN
 Jitim Young, NU
 Dec. 10 Jared Jeffries, IND
 Dec. 17 Luke Recker, IOWA
 Dec. 24 Frank Williams, ILL
 Kirk Penney, WIS
 Dec. 31 Kirk Penney, WIS
 Jan. 7 Bernard Robinson, Jr., MICH
 Boban Savovic, OSU
 Jan. 14 Jared Jeffries, IND
 Jan. 21 Brian Brown, OSU
 Jan. 28 Jared Jeffries, IND
 Travarus Bennett, MINN
 Feb. 4 Rick Rickert, MINN-FR
 Feb. 11 Jarrad Odle, IND
 Feb. 18 Frank Williams, ILL
 Kirk Penney, WIS
 Feb. 25 Robert Archibald, ILL
 Adam Ballinger, MSU
 Mar. 4 Marcus Taylor, MSU

2002-03

Nov. 18 Kirk Penney, WIS
 Nov. 25 Jared Reiner, IOWA
 Dec. 2 Bracey Wright, IND-FR
 Dec. 9 Brian Cook, ILL
 Tom Coverdale, IND
 Dec. 16 Brent Darby, OSU
 Dec. 23 Dee Brown, ILL-FR
 Dec. 30 Daniel Horton, MICH-FR
 Jan. 6 Bracey Wright, IND-FR
 Devin Harris, WIS

Jan. 13 Brian Cook, ILL
 Jan. 20 Daniel Horton, MICH-FR
 Willie Deane, PUR
 Jan. 27 Chris Hill, MSU
 Feb. 3 Willie Deane, PUR
 Feb. 10 Jitim Young, NU
 Feb. 17 Jeff Newton, IND
 Kirk Penney, WIS
 Feb. 24 Daniel Horton, MICH-FR
 Mar. 3 Jared Reiner, IOWA
 Mar. 10 Willie Deane, PUR

2003-04

Nov. 24 Kris Humphries, MINN-FR
 Dec. 1 Greg Brunner, IOWA
 Kenneth Lowe, PUR
 Dec. 8 Kris Humphries, MINN-FR
 Dec. 15 Bracey Wright, IND
 Dec. 22 Vedran Vukusic, NU
 Dec. 29 Jan Jagla, PSU
 Jan. 5 Bracey Wright, IND
 Jan. 12 Jan Jagla, PSU
 Devin Harris, WIS
 Jan. 19 Paul Davis, MSU
 Jan. 26 Bracey Wright, IND
 Mike Wilkinson, WIS
 Feb. 2 Paul Davis, MSU
 Feb. 9 Jeff Horner, IOWA
 Feb. 16 Devin Harris, WIS
 Feb. 23 Velimir Radinovic, OSU
 Mar. 1 Dee Brown, ILL
 Mar. 8 Devin Harris, WIS

2004-05

Nov. 15 Geary Claxton, PSU-FR
 Nov. 22 Dee Brown, ILL
 Nov. 29 Jeff Horner, IOWA
 Dec. 6 Roger Powell Jr., ILL
 Dec. 13 Paul Davis, MSU
 Dec. 20 Terence Dials, OSU
 Dec. 27 Terence Dials, OSU
 Jan. 3 Carl Landry, PUR
 Jan. 10 James Augustine, ILL
 Jan. 17 Luther Head, ILL
 Mike Wilkinson, WIS
 Jan. 24 Mike Wilkinson, WIS
 Jan. 31 James Augustine, ILL
 Feb. 7 Vincent Grier, MINN
 Feb. 14 Greg Brunner, IOWA
 Feb. 21 Dee Brown, ILL
 Feb. 28 Bracey Wright, IND
 Mar. 7 Jeff Horner, IOWA
 Alan Anderson, MSU

2005-06

Nov. 21 Marco Killingsworth, IND
 Alando Tucker, WIS
 Nov. 28 Paul Davis, MSU
 Dec. 5 James Augustine, ILL
 Marco Killingsworth, IND
 Dec. 12 Courtney Sims, MICH
 Dec. 19 Je'Kel Foster, OSU
 Dec. 26 Shannon Brown, MSU
 Jan. 2 Robert Vaden, IND
 Jan. 9 Vedran Vukusic, NU
 Jan. 16 Paul Davis, MSU
 Jan. 23 Marco Killingsworth, IND
 Jan. 30 Adam Haluska, IOWA
 Daniel Horton, MICH
 Feb. 6 Jeff Horner, IOWA
 Je'Kel Foster, OSU
 Feb. 13 Jamar Butler, OSU
 Feb. 20 Alando Tucker, WIS
 Feb. 28 Terence Dials, OSU
 March 6 Paul Davis, MSU

PLAYERS OF THE WEEK

2006-07

Nov. 13 Ron Lewis, OSU
 Nov. 20 Courtney Sims, MICH
 Drew Neitzel, MSU
 Nov. 27 Drew Neitzel, MSU
 Carl Landry, PUR
 Dec. 4 Carl Landry, PUR
 Dec. 11 Carl Landry, PUR
 Dec. 18 Alando Tucker, WIS
 Dec. 26 Alando Tucker, WIS
 Jan. 2 Geary Claxton, PSU
 Jan. 8 Danny Morrissey, PSU
 Jan. 15 Kammron Taylor, WIS
 Jan. 22 D.J. White, IND
 Jan. 29 Greg Oden, OSU—FR
 Alando Tucker, WIS
 Feb. 4 Adam Haluska, IOWA
 Feb. 12 Mike Conley, Jr., OSU—FR
 Alando Tucker, WIS
 Feb. 19 David Teague, PUR
 Feb. 26 Drew Neitzel, MSU
 Greg Oden, OSU—FR
 Roderick Wilmont, IND
 Mar. 5

2007-08

Nov. 12 DeShawn Sims, MICH
 Nov. 19 Eric Gordon, IND—FR
 Raymar Morgan, MSU
 Nov. 26 Kosta Koufos, OSU—FR
 Dec. 3 D.J. White, IND
 Dec. 10 D.J. White, IND
 Dec. 17 Geary Claxton, PSU
 Dec. 24 Shaun Pruitt, ILL
 Dan Coleman, MINN
 Dec. 31 Brian Butch, WIS
 Jan. 7 Raymar Morgan, MSU
 Geary Claxton, PSU
 Jan. 14 D.J. White, IND
 Jan. 21 Keaton Grant, PUR
 Jan. 28 Drew Neitzel, MSU
 Feb. 4 D.J. White, IND
 E'Twaun Moore, PUR—FR
 Feb. 11 Robbie Hummel, PUR—FR
 Feb. 18 Manny Harris, MICH—FR
 Feb. 25 Cyrus Tate, IOWA
 Mar. 3 Goran Suton, MSU
 Mar. 10 Jamar Butler, OSU

2008-09

Nov. 17 Manny Harris, MICH
 Nov. 24 Craig Moore, NU
 Talor Battle, PSU
 Dec. 1 Mike Tisdale, ILL
 E'Twaun Moore, PUR
 Dec. 8 Evan Turner, OSU
 Dec. 15 Robbie Hummel, PUR
 Dec. 22 Robbie Hummel, PUR
 Dec. 29 Trent Meacham, ILL
 DeShawn Sims, MICH
 Jan. 5 Raymar Morgan, MSU
 Jan. 12 Kalin Lucas, MSU
 Jan. 19 William Buford, OSU—FR
 Jan. 26 Kevin Coble, NU
 Jamelle Comley, PSU
 Feb. 2 Evan Turner, OSU
 Feb. 9 Evan Turner, OSU
 Feb. 16 Delvon Roe, MSU—FR
 Joe Krabbenhoff, WIS
 Feb. 23 Jake Kelly, IOWA
 Mar. 2 Michael Thompson, NU
 Mar. 9 Jake Kelly, IOWA

2009-10

Nov. 16 Manny Harris, MICH
 Evan Turner, OSU
 Nov. 23 Evan Turner, OSU
 Nov. 30 John Shurna, NU
 Evan Turner, OSU
 Dec. 7 Trévon Hughes, WIS
 Dec. 14 Drew Crawford, NU—FR
 Dec. 21 Blake Hofferbar, MINN
 Dec. 28 David Lighty, OSU
 Jan. 4 John Shurna, NU
 Jan. 11 DeShawn Sims, MICH
 Jan. 18 Evan Turner, OSU
 Jan. 25 JaJuan Johnson, PUR
 Feb. 1 Durrell Summers, MSU
 Feb. 8 Demetri McCamey, ILL
 Evan Turner, OSU
 Feb. 15 JaJuan Johnson, PUR
 Feb. 22 Evan Turner, OSU
 March 1 Raymar Morgan, MSU
 Evan Turner, OSU
 March 8 Jon Leuer, WIS

Note: The Big Ten honored a Player and Freshman of the Week beginning with the 2010-11 season.

P - Player of the Week; F - Freshman of the Week

2010-11

Nov. 15 P: John Shurna, NU
 F: Jared Sullinger, OSU
 Nov. 22 P: Trevor Mbakwe, MINN
 P: Jared Sullinger, OSU—FR
 F: Jared Sullinger, OSU
 Nov. 29 P: Kalin Lucas, MSU
 F: Deshaun Thomas, OSU
 Dec. 6 P: Jon Leuer, WIS
 F: Jared Sullinger, OSU
 Dec. 13 P: Jared Sullinger, OSU—FR
 F: Jared Sullinger, OSU
 Dec. 20 P: John Shurna, NU
 F: Jared Sullinger, OSU
 Dec. 27 P: Darius Morris, MICH
 F: Tim Hardaway Jr., MICH
 F: Jared Sullinger, OSU
 Jan. 3 P: Demetri McCamey, ILL
 P: E'Twaun Moore, PUR
 F: Jared Sullinger, OSU
 Jan. 10 P: Jared Sullinger, OSU—FR
 P: Ryne Smith, PUR
 F: Jared Sullinger, OSU
 Jan. 17 P: Draymond Green, MSU
 F: Aaron Craft, OSU
 Jan. 24 P: Jared Sullinger, OSU—FR
 F: Jared Sullinger, OSU
 Jan. 31 P: Darius Morris, MICH
 P: Talor Battle, PSU
 F: Jared Sullinger, OSU
 Feb. 7 P: Jon Leuer, WIS
 F: Jared Sullinger, OSU
 Feb. 14 P: Jordan Taylor, WIS
 F: Tim Hardaway Jr., MICH
 Feb. 28 P: JaJuan Johnson, PUR
 F: Tim Hardaway Jr., MICH
 March 7 P: Jon Diebler, OSU
 F: Jared Sullinger, OSU

2011-12

Nov. 14 P: Victor Oladipo, IND
 F: Cody Zeller, IND
 F: Aaron White, IOWA
 Nov. 21 P: Drew Crawford, NU
 F: Cody Zeller, IND
 Nov. 28 P: Tim Hardaway Jr., MICH
 F: Trey Burke, MICH

Dec. 5 P: Meyers Leonard, ILL
 P: Keith Appling, MSU
 F: Cody Zeller, IND
 Dec. 12 P: Christian Watford, IND
 P: Draymond Green, MSU
 F: Trey Burke, MICH
 Dec. 19 P: Deshaun Thomas, OSU
 F: Cody Zeller, IND
 Dec. 26 P: Meyers Leonard, ILL
 F: Aaron White, IOWA
 Jan. 2 P: Trey Burke, MICH—FR
 P: Keith Appling, MSU
 F: Trey Burke, MICH
 Jan. 9 P: Jared Sullinger, OSU
 F: Cody Zeller, IND
 Jan. 16 P: Brandon Paul, ILL
 F: Joe Coleman, MINN
 Jan. 23 P: Jordan Taylor, WIS
 F: Trey Burke, MICH
 Jan. 30 P: Draymond Green, MSU
 P: Brandon Richardson, NEB
 F: Branden Dawson, MSU
 P: John Shurna, NU
 P: Jared Sullinger, OSU
 F: Aaron White, IOWA
 Feb. 13 P: Draymond Green, MSU
 F: Cody Zeller, IND
 Feb. 20 P: Draymond Green, MSU
 F: Trey Burke, MICH
 Feb. 27 P: Matt Gatens, IOWA
 P: Robbie Hummel, PUR
 F: Trey Burke, MICH
 March 5 P: Jared Sullinger, OSU
 F: Cody Zeller, IND
 F: Trey Burke, MICH

2012-13

Nov. 12 P: Tim Hardaway Jr., MICH
 F: Kevin "Yogi" Ferrell, IND
 Nov. 19 P: Deshaun Thomas, OSU
 F: Gary Harris, MSU
 Nov. 26 P: Andre Hollins, MINN
 F: Nik Stauskas, MICH
 Dec. 3 P: Andre Almeida, NEB
 F: Nik Stauskas, MICH
 Dec. 10 P: Brandon Paul, ILL
 F: Gary Harris, MSU
 Dec. 17 P: Trey Burke, MICH
 F: Mike Gesell, IOWA
 Dec. 24 P: Derrick Nix, MSU
 F: Mitch McGary, MICH
 Dec. 31 P: Tracy Abrams, ILL
 F: Nik Stauskas, MICH
 Jan. 7 P: Trey Burke, MICH
 F: Glenn Robinson III, MICH
 Jan. 14 P: Cody Zeller, IND
 P: Deshaun Thomas, OSU
 F: Sam Dekker, WIS
 Jan. 21 P: Tim Hardaway Jr., MICH
 F: Shavon Shields, NEB
 Jan. 28 P: Victor Oladipo, IND
 F: Glenn Robinson III, MICH
 Feb. 4 P: Cody Zeller, IND
 P: Keith Appling, MSU
 F: A.J. Hammons, PUR
 Feb. 11 P: D.J. Richardson, ILL
 P: Ben Brust, WIS
 F: Mitch McGary, MICH
 Feb. 18 P: Trey Burke, MICH
 F: Gary Harris, MSU
 Feb. 25 P: Victor Oladipo, IND
 F: Shavon Shields, NEB

PLAYERS OF THE WEEK

March 4 P: Trevor Mbakwe, MINN
F: Kevin "Yogi" Ferrell, IND
F: Sam Dekker, WIS
March 11 P: Cody Zeller, IND
P: Aaron Craft, OSU
F: Raphael Davis, PUR

2013-14

Nov. 11 P: Shavon Shields, NEB
F: Noah Vonleh, IND
Nov. 18 P: Adreian Payne, MSU
F: Noah Vonleh, IND
Nov. 25 P: Frank Kaminsky, WIS
F: Bryson Scott, PUR
Dec. 2 P: Rayvonte Rice, ILL
F: Zak Irvin, MICH
Dec. 9 P: LaQuinton Ross, OSU
F: Noah Vonleh, IND
Dec. 16 P: Austin Hollins, MINN
F: Bryson Scott, PUR
Dec. 23 P: Adreian Payne, MSU
F: Noah Vonleh, IND
F: Zak Irvin, MICH
Dec. 30 P: Rayvonte Rice, ILL
P: Keith Appling, MSU
F: Nigel Hayes, WIS
Jan. 6 P: Aaron Craft, OSU
F: Nigel Hayes, WIS
Jan. 13 P: Roy Devyn Marble, IOWA
F: Noah Vonleh, IND
Jan. 21 P: Nik Stauskas, MICH
F: Noah Vonleh, IND
Jan. 27 P: Nik Stauskas, MICH
F: Derrick Walton Jr., MICH
Feb. 3 P: Drew Crawford, NU
P: D.J. Newbill, PSU
F: Noah Vonleh, IND
Feb. 10 P: Aaron Craft, OSU
F: Nigel Hayes, WIS
Feb. 17 P: Terran Petteway, NEB
P: Frank Kaminsky, WIS
F: Nigel Hayes, WIS
Feb. 24 P: Nik Stauskas, MICH
F: Kendrick Nunn, ILL
March 3 P: Will Sheehey, IND
F: Kendrick Nunn, ILL
March 10 P: Nick Stauskas, MICH
P: Shavon Shields, NEB
F: Troy Williams, IND

2014-15

Nov. 17 P: Travis Trice, MSU
F: Vince Edwards, PUR
Nov. 24 P: Shannon Scott, OSU
P: Frank Kaminsky, WIS
F: James Blackmon Jr., IND
Dec. 1 P: Melo Trimble, MD-FR
P: D.J. Newbill, PSU
F: Melo Trimble, MD
Dec. 8 P: Andre Hollins, MINN
F: D'Angelo Russell, OSU
Dec. 15 P: Maurice Walker, MINN
F: Melo Trimble, MD
F: Bryant McIntosh, NU
Dec. 22 P: Troy Williams, IND
P: Jake Layman, MD
F: Nate Mason, MINN
Dec. 29 P: Frank Kaminsky, WIS
F: D'Angelo Russell, OSU
Jan. 6 P: Jarrod Uthoff, IOWA
F: Vince Edwards, PUR
Jan. 12 P: Travis Trice, MSU
F: James Blackmon Jr., IND
Jan. 19 P: Jake Layman, MD
F: D'Angelo Russell, OSU
Jan. 26 P: D'Angelo Russell, OSU-FR

Feb. 2 F: D'Angelo Russell, OSU
P: Malcolm Hill, ILL
F: Brandon Dawson, MSU
Feb. 9 P: D'Angelo Russell, OSU
F: D'Angelo Russell, OSU
Feb. 16 P: Dez Wells, MD
P: Frank Kaminsky, WIS
F: Vince Edwards, PUR
Feb. 23 P: A.J. Hammons, PUR
F: Vic Law, NU
March 2 P: Aaron White, IOWA
F: Melo Trimble, MD
F: D'Angelo Russell, OSU
March 9 P: Dez Wells, MD
P: Frank Kaminsky, WIS
F: Aubrey Dawkins, MICH

FR - denotes freshman

2015-16

Nov. 16 P: Joey King, MINN
P: Alex Olah, NU
F: Caleb Swanigan, PUR
Nov. 23 P: Denzel Valentine, MSU
F: Thomas Bryant, IND
Nov. 23 P: Denzel Valentine, MSU
F: Deyonta Davis, MSU
Dec. 7 P: A.J. Hammons, PUR
F: Jordan Murphy, MINN
Dec. 14 P: Jarrod Uthoff, IOWA
P: Melo Trimble, MD
F: Caleb Swanigan, PUR
Dec. 21 P: Malcolm Hill, ILL
P: Caris LeVert, MICH
F: Nicholas Baer, IOWA
Dec. 28 P: Bryn Forbes, MSU
P: A.J. Hammons, PUR
F: Corey Sanders, RU
Jan. 4 P: Diamond Stone, MD-FR
F: Diamond Stone, MD
Jan. 11 P: Mike Gesell, IOWA
F: Thomas Bryant, IND
Jan. 18 P: Peter Jok, IOWA
F: JaQuan Lyle, OSU
F: Ethan Happ, WIS
Jan. 25 P: Yogi Ferrell, IND
F: Ethan Happ, WIS
Feb. 1 P: A.J. Hammons, PUR
F: Deyonta Davis, MSU
F: Ethan Happ, WIS
Feb. 8 P: Denzel Valentine, MSU
F: Corey Sanders, RU
Feb. 15 P: Denzel Valentine, MSU
F: Glynn Watson Jr., NEB
Feb. 22 P: Troy Williams, IND
P: Brandon Taylor, PSU
F: Jordan Murphy, MINN
Feb. 29 P: Yogi Ferrell, IND
F: Jalen Coleman-Lands, ILL
March 7 P: Bryn Forbes, MSU
F: Caleb Swanigan, PUR

2016-17

Nov. 14 P: Malcolm Hill, ILL
P: James Blackmon Jr., IND
F: Curtis Jones Jr., IND
F: Miles Bridges, MSU
Nov. 21 P: Peter Jok, IOWA
F: Amir Coffey, MINN
Nov. 28 P: Melo Trimble, MD
P: Caleb Swanigan, PUR
F: Miles Bridges, MSU
Dec. 5 P: Nigel Hayes, WIS
F: Nick Ward, MSU
Dec. 12 P: Peter Jok, IOWA
F: Isaiah Moss, IOWA

Dec. 19 P: Caleb Swanigan, PUR
F: Mike Watkins, PSU
Dec. 26 P: Caleb Swanigan, PUR
F: Nick Ward, MSU
Jan. 2 P: Nate Mason, MINN
P: Tai Webster, NEB
F: Nick Ward, MSU
Jan. 9 P: Caleb Swanigan, PUR
F: Amir Coffey, MINN
Jan. 16 P: Scottie Lindsey, NU
F: Miles Bridges, MSU
F: Mike Watkins, PSU
Jan. 23 P: James Blackmon Jr., IND
P: Ethan Happ, WIS
F: Justin Jackson, MD
F: Carsen Edwards, PUR
Jan. 30 P: Ethan Happ, WIS
F: Miles Bridges, MSU
P: Caleb Swanigan, PUR
Feb. 6 F: Jordan Bohannon, IOWA
Feb. 13 P: Derrick Walton Jr., MICH
P: Jordan Murphy, MINN
F: Lamar Stevens, PSU
Feb. 20 P: Melo Trimble, MD
F: Miles Bridges, MSU
Feb. 27 P: Nick Ward, MSU-FR
F: Nick Ward, MSU
March 6 P: Derrick Walton Jr., MICH
P: Caleb Swanigan, PUR
F: Jordan Bohannon, IOWA

2017-18

Nov. 13 P: Jordan Murphy, MINN
F: Luka Garza, IOWA
Nov. 20 P: Jordan Murphy, MINN
F: Darryl Morsell, MD
Nov. 27 P: Jordan Murphy, MINN
F: Jaren Jackson Jr., MSU
F: Brad Davison, WIS
Dec. 4 P: Isaac Haas, PUR
F: Kaleb Wesson, OSU
Dec. 11 P: Keita Bates-Diop, OSU
F: Jaren Jackson Jr., MSU
Dec. 18 P: Juwan Morgan, IND
F: Geo Baker, RU
Dec. 26 P: Miles Bridges, MSU
F: Trent Frazier, ILL
Jan. 2 P: Nick Ward, MSU
F: Luka Garza, IOWA
Jan. 8 P: Keita Bates-Diop, OSU
F: Bruno Fernando, MD
Jan. 15 P: Keita Bates-Diop, OSU
F: Jaren Jackson Jr., MSU
Jan. 22 P: James Palmer Jr., NEB
P: Carsen Edwards, PUR
F: Kaleb Wesson, OSU
Jan. 29 P: Vincent Edwards, PUR
F: Jaren Jackson Jr., MSU
Feb. 5 P: Keita Bates-Diop, OSU
F: Isaiah Washington, MINN
Feb. 12 P: Miles Bridges, MSU
F: Trent Frazier, ILL
Feb. 19 P: Tony Carr, PSU
F: Bruno Fernando, MD
Feb. 26 P: Carsen Edwards, PUR
F: Brad Davison, WIS

2018-19

Nov. 12: P: Carsen Edwards, Jr., G, PUR
P: Ethan Happ, Sr., F, WIS
F: Jalen Smith, F, MD
Nov. 19 P: Ethan Happ, Sr., F, WIS
F: Romeo Langford, G, IND
Nov. 26: P: Cassius Winston, Jr., G, MSU
P: Ethan Happ, Sr., F, WIS
F: Gabe Kalscheur, G, MINN

PLAYERS OF THE WEEK

Dec. 3:	P: Jordan Poole, G, MICH F: Ignas Brazdeikis, G/F, MICH	2020-21	Feb. 21	P: Johnny Davis, So., WIS F: Bryce McGowens, NEB
Dec. 10:	P: Carsen Edwards, Jr., G, PUR P: Ethan Happ, Sr., F, WIS F: Romeo Langford, G, IND F: Ignas Brazdeikis, G/F, MICH	Nov. 30	Feb. 28	P: Keegan Murray, So., IOWA F: Malaki Branham, OSU
Dec. 17:	P: Juwan Morgan, Sr., F, IND F: Jalen Smith, F, MD	Dec. 7	March 7	P: Keegan Murray, So., IOWA P: Alonzo Verge Jr., Sr., NEB F: Bryce McGowens, NEB
Dec. 24:	P: Kaleb Wesson, So., C, OSU F: Daniel Oturu, C, MINN	Dec. 14	2022-23	
Dec. 31:	P: Cassius Winston, Jr., G, MSU F: Ignas Brazdeikis, G/F, MICH	Dec. 21	Nov. 14	P: Hunter Dickinson, Jr., MICH F: Jett Howard, MICH
Jan. 7:	P: Nick Ward, Jr., F, MSU F: Romeo Langford, G, IND	Dec. 28	Nov. 21	P: Terence Shannon Jr., Sr., ILL F: Braden Smith, PUR
Jan. 14:	P: Bruno Fernando, So., F, MD F: Romeo Langford, G, IND	Jan. 4	Nov. 28	P: Zach Edey, Jr., PUR F: Fletcher Loyer, PUR
Jan. 21:	P: Cassius Winston, Jr., G, MSU F: Joe Wieskamp, G, IOWA	Jan. 11	Dec. 5	P: Zach Edey, Jr., PUR P: Kris Murray, Sr., IOWA F: Fletcher Loyer, PUR
Jan. 28:	P: Cassius Winston, Jr., G, MSU P: Jordan Murphy, Sr., F, MINN F: Ignas Brazdeikis, G/F, MICH	Jan. 18	Dec. 12	P: Zach Edey, Jr., PUR F: Dug McDaniel, MICH
Feb. 4:	P: Carsen Edwards, Jr., G, PUR F: Joe Wieskamp, G, IOWA	Jan. 25	Dec. 19	P: Filip Rebraca, IOWA F: Brice Sensabaugh, OSU
Feb. 11:	P: Giorgi Bezhanishvili, Fr., F, ILL F: Ayo Dosunmu, G, ILL	Feb. 1	Dec. 27	P: Jalen Pickett, PSU F: Brice Sensabaugh, OSU
Feb. 18:	P: Jordan Murphy, Sr., F, MINN F: Ayo Dosunmu, G, ILL	Feb. 8	Jan. 3	P: Hunter Dickinson, MICH F: Brice Sensabaugh, OSU
Feb. 25:	P: Cassius Winston, Jr., G, MSU F: Daniel Oturu, C, MINN	Feb. 15	Jan. 9	P: Zach Edey, PUR F: Jalen Hood-Schifino, IND
March 4:	P: Amir Coffey, Jr., G, MINN F: Ron Harper Jr., G/F, RU	Feb. 22	Jan. 17	P: Fletcher Loyer, PUR P: Cam Spencer, RUT F: Fletcher Loyer, PUR
March 11:	P: Amir Coffey, Jr., G, MINN P: Juwan Morgan, Sr., F, IND F: Jalen Smith, F, MD	March 1	Jan. 23	P: Trayce Jackson-Davis, IND F: Brice Sensabaugh, OSU
2019-20		March 8	Jan. 30	P: Zach Edey, PUR P: Trayce Jackson-Davis, IND F: Jalen Hood Schifino, IND P: Zach Edey, PUR F: Trayce Jackson-Davis, IND F: Jayden Epps, ILL P: Boo Buie, NU P: Trayce Jackson-Davis, IND F: Jalen Hood-Schifino, IND P: Jalen Pickett, PSU P/F: Jalen Hood-Schifino, IND P: Trayce Jackson-Davis, IND P: Camren Wynter, PSU F: Jamarques Lawrence, NEB
Nov. 11:	P: Nate Reuvers, Jr., F, WIS F: Kofi Cockburn, C, ILL	2021-22	Feb. 6	
Nov. 18:	P: Kaleb Wesson, Jr., C, OSU F: Trayce Jackson-Davis, F, IND F: Malik Hall, F, MSU	Nov. 15	Feb. 13	P: Johnny Davis, So., WIS F: Bryce McGowens, NEB
Nov. 25:	P/F: Kofi Cockburn, Fr., C, ILL	Nov. 22	Feb. 20	P: Keegan Murray, So., IOWA P: Trevion Williams, Sr., PUR F: Caleb Willst, PUR
Dec. 2:	P: Anthony Cowan Jr., Sr., G, MD P: Jon Teske, Sr., C, MICH F: Trayce Jackson-Davis, F, IND	Nov. 29	Feb. 27	P: Johnny Davis, So., WIS F: Bryce McGowens, NEB P: Payton Willis, Sr., MINN P: Brad Davison, Sr., WIS F: Max Christie, MSU F: Chucky Hepburn, WIS
Dec. 9:	P: Luka Garza, Jr., C, IOWA F: Kofi Cockburn, C, ILL	Dec. 6	March 6	P: Trevion Williams, Sr., PUR F: Max Christie, MSU P: Keegan Murray, So., IOWA F: Kobe Bufkin, MICH F: Bryce McGowens, NEB P: Kofi Cockburn, Jr., ILL F: Max Christie, MSU P: Keegan Murray, So., IOWA F: Malaki Branham, OSU P: Kofi Cockburn, Jr., ILL P: Johnny Davis, So., WIS F: Max Christie, MSU F: Malaki Branham, OSU P: Trent Frazier, Sr., ILL F: Max Christie, MSU P: Payton Willis, Sr., MINN P: Hunter Dickinson, So., MICH F: Caleb Houston, MICH P: Jaden Ivey, So., PUR F: Bryce McGowens, NEB P: Kofi Cockburn, Jr., ILL F: Bryce McGowens, NEB P: Keegan Murray, So., IOWA P: Geo Baker, Sr., RU F: Bryce McGowens, NEB
Dec. 16:	P: Lamar Stevens, Sr., F, PSU F: Kofi Cockburn, C, ILL F: Trayce Jackson-Davis, F, IND	Dec. 13		
Dec. 23:	P: Gabe Kalscheur, So., G, MINN P: D'Mitrik Trice, Jr., G, WIS F: Armaan Franklin, G, IND F: D.J. Carton, G, OSU	Dec. 20		
Dec. 30:	P: Daniel Oturu, So., F, MINN F: Kofi Cockburn, C, ILL	Jan. 3		
Jan. 6:	P: Cassius Winston, Sr., G, MSU F: Joe Toussaint, G, IOWA	Jan. 10		
Jan. 13:	P: Daniel Oturu, So., F, MINN P: Trevion Williams, So., F, PUR F: Kofi Cockburn, C, ILL	Jan. 17		
Jan. 20:	P: Luka Garza, Jr., C, IOWA F: CJ Fredrick, G, IOWA	Jan. 24		
Jan. 27:	P: Jalen Smith, So., F, MD F: Kofi Cockburn, C, ILL	Jan. 31		
Feb. 3:	P: Anthony Cowan Jr., Sr., G, MD F: Franz Wagner, G, MICH	Feb. 7		
Feb. 10:	P: Lamar Stevens, Sr., F, PSU F: Trayce Jackson-Davis, G, IND	Feb. 14		
Feb. 17:	P: Anthony Cowan Jr., Sr., G, MD F: Franz Wagner, G, MICH			
Feb. 24:	P: Ayo Dosunmu, So., G, ILL F: Trayce Jackson-Davis, G, IND			
March 2:	P: Cassius Winston, Sr., G, MSU F: Franz Wagner, G, MICH			
March 9:	P: Cassius Winston, Sr., G, MSU F: Rocket Watts, G, MSU			

PLAYERS OF THE WEEK

Feb. 26 P: Zach Edey, PUR
F: Mackenzie Mgbako, IND
March 4 P: Payton Sandfort, IOWA
F: Cam Christie, MINN
March 11 P: Zach Edey, PUR
F: John Blackwell, WIS

PLAYERS OF THE WEEK

MOST PLAYER OF THE WEEK SELECTIONS

5	Keegan Murray, IOWA	2020-22
	Gary Grant, MICH	1984-88
	Alan Henderson, IND	1991-95
	Evan Eschmeyer, NU	1995-99
	Luke Recker, IND/IOWA	1997-99; 2000-02
	Kirk Penney, WIS	1999-2003
	Alando Tucker, WIS	2005-07
	D.J. White, IND	2005-08
	Draymond Green, MSU	2009-12
	John Shurna, NU	2009-12
	Carsen Edwards, PUR	2016-19
	Luka Garza, IOWA	2018-21
	Ayo Dosunmu, ILL	2019-21

SINGLE SEASON

7	Evan Turner, OSU	2009-10
6	Caleb Swanigan, PUR	2016-17
	Keegan Murray, IOWA	2021-22
	Zach Edey, PUR	2022-23
5	Glenn Robinson, PUR	1993-94
	Cassius Winston, MSU	2018-19
	Trayce Jackson-Davis, IND	2022-23
	Zach Edey, PUR	2023-24
4	Kirk Haston, IND	2000-01
	D.J. White, IND	2007-08
	Jared Sullinger, OSU	2010-11
	Draymond Green, MSU	2011-12
	Nik Stauskas, MICH	2013-14
	Frank Kaminsky, WIS	2014-15
	Denzel Valentine, MSU	2015-16
	Keita Bates-Diop, OSU	2017-18
	Ayo Dosunmu, ILL	2020-21
3	Roy Tarpley, MICH	1984-85
	Steve Smith, MSU	1989-90
	Jim Jackson, OSU	1991-92
	Calbert Cheaney, IND	1992-93
	Shawn Respert, MSU	1994-95
	Kiwane Garris, ILL	1996-97
	Quincy Lewis, MINN	1998-99
	Evan Eschmeyer, NU	1998-99
	Scoonie Penn, OSU	1998-99
	Michael Redd, OSU	1998-99
	Jared Jeffries, IND	2001-02
	Kirk Penney, WIS	2001-02
	Daniel Horton, MICH	2002-03
	Willie Deane, PUR	2002-03
	Bracey Wright, IND	2003-04
	Devin Harris, WIS	2003-04
	Paul Davis, MSU	2005-06
	Marco Killingsworth, IND	2005-06
	Carl Landry, PUR	2006-07
	Drew Neitzel, MSU	2006-07
	Alando Tucker, WIS	2006-07
	Evan Turner, OSU	2008-09
	Jared Sullinger, OSU	2011-12
	Cody Zeller, IND	2012-13
	Trey Burke, MICH	2012-13
	A.J. Hammons, PUR	2015-16
	Jordan Murphy, MINN	2017-18
	Anthony Cowan Jr., MD	2019-20
	Cassius Winston, MSU	2019-20
	Luka Garza, IOWA	2020-21
	Kofi Cockburn, ILL	2021-22

CAREER

11	Zach Edey, PUR	2020-24
10	Evan Turner, OSU	2008-10
8	Cassius Winston, MSU	2017-20
	Trayce Jackson-Davis, IND	2019-23
7	Jim Jackson, OSU	1989-92
	Glenn Robinson, PUR	1992-94
	Jared Sullinger, OSU	2011-12
6	Steve Alford, IND	1983-87
	Steve Smith, MSU	1987-91
	Calbert Cheaney, IND	1989-93
	Brad Miller, PUR	1994-98
	Bracey Wright, IND	2002-05
	Paul Davis, MSU	2002-06
	Frank Kaminsky, WIS	2011-15
	Caleb Swanigan, PUR	2015-17
	Jordan Murphy, MINN	2015-19

MOST FRESHMAN OF THE WEEK SELECTIONS

12	Jared Sullinger, OSU	2010-11
9	Owen Freeman, IOWA	2023-24
7	Cody Zeller, IND	2011-12
	Trey Burke, MICH	2011-12
	Noah Vonleh, IND	2013-14
	D'Angelo Russell, OSU	2014-15
	Kofi Cockburn, ILL	2019-20
	Hunter Dickinson, MICH	2020-21
	Bryce McGowens, NEB	2021-22
5	Miles Bridges, MSU	2016-17
	Trayce Jackson-Davis, IND	2019-20
	Max Christie, RUT	2021-22
4	Nick Ward, MSU	2016-17
	Jaren Jackson Jr., MSU	2017-18
	Jalen Hood-Schifino, IND	2022-23
	Brice Sensabaugh, OSU	2022-23
	John Blackwell, WIS	2023-24
3	Tim Hardaway Jr., MICH	2010-11
	Aaron White, IOWA	2011-12
	Gary Harris, MSU	2012-13
	Nik Stauskas, MICH	2012-13
	Melo Trimble, MD	2014-15
	Vince Edwards, PUR	2014-15
	Caleb Swanigan, PUR	2015-16
	Ethan Happ, WIS	2015-16
	Jalen Smith, MD	2018-19
	Franz Wagner, MICH	2019-20

* Due to NCAA sanctions, Michigan has vacated the records from the 1992 Final Four, the 1992-93, '95-96, '96-97, '97-98 and '98-99 seasons. The asterisk also denotes records, awards and other honors that have been vacated due to NCAA and U-M sanctions.

BIG TEN IN THE NBA DRAFT

Year	Rnd (Pick)	Team	Year	Rnd (Pick)	Team	Year	Rnd (Pick)	Team
1947			1954			M.C. Burton, MICH	11 (73)	Detroit
Glen Selbo, WIS	1 (2)	Toronto	Gene Shue, MD !	1 (3)	Philadelphia	Phil Warren, NU	11 (74)	Philadelphia
Ed Ehlers, PUR	1 (3)	Boston	John Kerr, ILL	1 (6)	Syracuse			
Jack Underman, OSU	1 (7)	St. Louis	Ed Kalafat, MINN	1 (9)	Minneapolis	1960	Rnd (Pick)	Team
Paul Huston, OSU	1 (8)	Chicago	Bob Leonard, IND	2 (10)	Baltimore	Al Bunge, MD !	1 (7)	Philadelphia
George Felt, NU	N/A (23)	Boston	Dick Farley, IND	2 (15)	Syracuse	Ron Johnson, MINN	2 (12)	Detroit
Ben Schadler, NU	N/A (33)	Chicago	Lou Scott, IND	5 (37)	Baltimore	Frank Radovich, IND	2 (14)	St. Louis
Gene Vance, ILL	N/A (36)	Chicago	Paul Ebert, OSU	5 (38)	Baltimore	Joe Roberts, OSU	3 (20)	Syracuse
Herb Wilkinson, IOWA	N/A (68)	St. Louis	Buzz Bennett, MINN	5 (45)	Minneapolis	Horace Walker, MSU	4 (30)	St. Louis
Paul Hoffman, PUR	N/A (70)	Baltimore	Charles Kraak, IND	6 (49)	Ft. Wayne	Charles McNeil, MD !	5 (35)	New York
			Paul Morrow, WIS	8 (70)	Rochester	Willie Jones, NU	5 (36)	Detroit
1948			Dick Garmaker, MINN	9 (80)	Minneapolis	Herschell Turner, NEB !	6 (45)	Syracuse
Ward Williams, IND	1 (8)	Ft. Wayne	John Blever, NU	10 (89)	Minneapolis	Americas John-Lewis, IOWA	10 (74)	St. Louis
Ed Mills, WIS	N/A (40)	Chicago	Bill Johnson, NEB !	11 (94)	Boston	Bob Wilkinson, IND	12 (84)	St. Louis
Bobby Cook, WIS	N/A (45)	Ft. Wayne	Rob Weisner, WIS	12 (97)	Milwaukee	Dick Furry, OSU	13 (86)	New York
Murray Wier, IOWA	N/A (48)	Ft. Wayne				Jerry Bechtle, MD !	15 (91)	New York
William Brown, MD !	N/A (76)	Philadelphia	1955					
Jack Burmeister, ILL	N/A (99)	St. Louis	Chuck Mencil, MINN	2 (12)	Minneapolis	1961	Rnd (Pick)	Team
			Jesse Arnelle, PSU !	2 (13)	Ft. Wayne	Walt Bellamy, IND	1 (1)	Chicago
1949			Don Schlundt, IND	2 (14)	Syracuse	Larry Siegfried, OSU	1 (3)	Cincinnati
Dike Eddleman, ILL	3 (34)	Chicago	Al Ferrari, MSU	3 (15)	St. Louis	Ron Horn, IND	2 (16)	St. Louis
Bob Harrison, MICH	N/A (57)	Minneapolis	John Miller, OSU	4 (28)	Minneapolis	John Tidwell, MSU	4 (38)	Philadelphia
Bob Retherford, NEB !	N/A (70)	St. Louis	Frank Ehmann, NU	4 (30)	Syracuse	Bob McDonald, MD !	6 (57)	St. Louis
			Bob Armstrong, MSU	N/A (75)	Rochester	John Wessels, ILL	8 (76)	Chicago
1950			Dick Cable, WIS	N/A (83)	Milwaukee	Peter Baltic, PSU	9 (79)	Detroit
Don Rehfeldt, WIS	1 (2)	Baltimore	Dick Garmaker, MINN	Terr.	Minneapolis			
Dick Schnittker, OSU	1 (5)	Washington				1962	Rnd (Pick)	Team
Wally Osterknor, ILL	2 (15)	Chicago	1956			Jerry Lucas, OSU	Terr.	Cincinnati
Bob Donham, OSU	3 (26)	Boston	Bill Logan, IOWA	5 (12)	Boston	John Havlicek, OSU	1 (7)	Boston
Lou Watson, IND	3 (27)	Chicago	Theophileus Lyoyd, MD !	10 (17)	Boston	Terry Dischinger, PUR	2 (8)	Chicago
Howie Williams, PUR	3 (30)	Minneapolis	Bob Kessler, MD !	N/A (19)	Ft. Wayne	Don Nelson, IOWA	3 (17)	Chicago
Bud Grant, MINN	4 (42)	Minneapolis	Dick Miller, WIS	N/A (45)	New York	Bill Matson, MINN	9 (77)	Los Angeles
Don Parsons, RU !	6 (67)	New York	Joe Sexton, PUR	N/A (48)	New York	Mel Nowell, OSU	12 (90)	Chicago
Mack Suprunowicz, MICH	6 (70)	Syracuse	Carl Cain, IOWA	N/A (58)	Rochester			
Milt Whitehead, NEB !	7 (75)	Chicago	Wally Choice, IND	N/A (67)	St. Louis	1963	Rnd (Pick)	Team
Bill Erickson, ILL	7 (83)	Tri-Cities	Robin Freeman, OSU	N/A (69)	St. Louis	Tom Bolyard, IND	3 (19)	Baltimore
Jerry Stuteville, IND	8 (89)	Indianapolis	Julius McCoy, MSU	N/A (72)	St. Louis	Jimmy Rayl, IND	3 (22)	Cincinnati
Andy Butchko, PUR	10 (113)	Minneapolis	Paul Judson, ILL	N/A (85)	Syracuse	Bill Burwell, ILL	3 (23)	St. Louis
						Jerry Greenspan, MD !	3 (24)	Syracuse
1951			1957			Dave Downey, ILL	4 (29)	San Francisco
Whitey Skog, MINN	Terr.	Minneapolis	George Bon Salle, ILL	1 (7)	Syracuse	Bill Small, ILL	5 (39)	Cincinnati
Don Sunderlage, ILL	1 (9)	Philadelphia	Harvey Schmidt, ILL	2 (11)	Minneapolis	Ken Siebel, WIS	6 (46)	Baltimore
Ray Ragelis, NU	2 (17)	Rochester	Jed Dormeyer, MINN	4 (25)	Cincinnati	Al Santio, MD !	6 (50)	St. Louis
Bill Garrett, IND	2 (16)	Boston	Ron Kramer, MICH	5 (34)	Detroit	Ron Jackson, WIS	9 (69)	Baltimore
Jake Fendley, NU	3 (23)	Ft. Wayne	George Ferguson, MSU	7 (51)	Minneapolis			
Bill Toshoff, IND	4 (32)	Indianapolis	Doug Bolstorff, MINN	8 (57)	Detroit	1964	Rnd (Pick)	Team
Bob Pierce, NEB !	5 (42)	Indianapolis	Dick Neal, IND	11 (78)	Boston	Gary Bradds, OSU	1 (3)	Baltimore
Leo Vander Kuy, MICH	5 (49)	Minneapolis				Rich Falk, NU	7 (61)	Boston
Frank Clasbeek, IOWA	6 (53)	Ft. Wayne	1958			Jack Brens, WIS	9 (71)	New York
Ted Beach, ILL	7 (62)	Indianapolis	Archie Dees, IND	1 (2)	Cincinnati	Pete Gent, MSU	14 (96)	Baltimore
			Frank Howard, OSU	3 (20)	Philadelphia			
1952			John Nacincik, MD !	3 (21)	Syracuse	1965	Rnd (Pick)	Team
Chuck Darling, IOWA	1 (8)	Rochester	George Kline, MINN	4 (24)	Minneapolis	Bill Buntin, MICH	Terr.	Detroit
Jim Buchanan, NEB !	6 (16)	Boston	Don Ohl, ILL	5 (36)	Syracuse	Dick Van Arsdale, IND	2 (10)	New York
Bob Clifton, IOWA	N/A (34)	Ft. Wayne	Pete Tillotson, MICH	7 (53)	Syracuse	Tom Van Arsdale, IND	2 (11)	Detroit
Gordon Stauffer, MSU	N/A (43)	Indianapolis	Ken Sidle, OSU	7 (54)	St. Louis	Tal Brody, ILL	2 (12)	St. Louis
Pete Brewster, PUR	N/A (47)	Milwaukee	Jack Quiggle, MSU	8 (58)	Detroit	Bob Weiss, PSU !	3 (22)	Philadelphia
Ab Nicholas, WIS	N/A (51)	Milwaukee	Nick Davis, MD !	9 (67)	Philadelphia	Jon McGlocklin, IND	3 (24)	Cincinnati
Rod Fletcher, ILL	N/A (59)	Minneapolis	Larry Hedden, MSU	10 (72)	Philadelphia	Skip Thoren, ILL	4 (30)	Baltimore
Carl McNulty, PUR	N/A (64)	Minneapolis				Terry Kunze, MINN	7 (58)	St. Louis
Dick Means, MINN	N/A (65)	Minneapolis	1959			Bogie Redmon, ILL	10 (76)	Baltimore
Sam Miranda, IND	N/A (94)	Rochester	Johnny Green, MSU	1 (5)	New York	Mel Northway, MINN	13 (95)	St. Louis
			Joe Rucklick, NU	2 (9)	Philadelphia	George Pomey, MICH	15 (103)	St. Louis
1953			Bob Anderegg, MSU	3 (20)	New York	Roger Taylor, ILL	17 (109)	Baltimore
Joe Piorkowski, PSU !	N/A (43)	Baltimore	George Leed, MICH	4 (24)	Detroit			
Herman Sledzik, PSU !	N/A (46)	Baltimore	Wilson Eison, PUR	4 (26)	Minneapolis	1966	Rnd (Pick)	Team
Irv Bemoras, ILL	N/A (49)	Milwaukee	Roger Taylor, ILL	5 (35)	Syracuse	Cazzie Russell, MICH	1 (1)	New York
Jim Breday, ILL	N/A (53)	Ft. Wayne	Nick Mantis, NU	5 (37)	St. Louis	Lou Hudson, MINN	1 (4)	St. Louis
Bob Gelle, MINN	N/A (74)	Minneapolis	Dave Gunther, IOWA	8 (56)	Philadelphia	Dave Schellhase, PUR	1 (10)	Chicago
			Willie Merriweather, PUR	8 (59)	St. Louis	Ollie Darden, MICH	3 (22)	Detroit
			Roger Johnson, MINN	10 (69)	Minneapolis	Don Freeman, ILL	3 (29)	Philadelphia
						George Peeples, IOWA	4 (35)	Baltimore

BIG TEN IN THE NBA DRAFT

Archie Clark, MINN	4 (37)	Los Angeles	Rick Mount, PUR	8 (132)	Los Angeles	Frank Kendrick, PUR	3 (47)	Golden State
Stan Washington, MSU	5 (48)	Los Angeles	Jim Sarno, NU	8 (135)	Milwaukee	Wardell Jaskson, OSU	6 (98)	Seattle
Jim Pitts, NU	6 (53)	San Francisco	Will Hetzel, MD !	9 (151)	Baltimore	Mike Robinson, MSU	7 (111)	Cleveland
Jerry Ward, MD !	7 (67)	Boston	Ken Johnson, IND	10 (162)	Cleveland	Ron Brown, PSU	7 (125)	Boston
Bill Curtis, MSU	8 (77)	Chicago	Jim Brooks, NEB !	12 (184)	Houston	Kerry Hughes, WIS	8 (129)	Cleveland
Don Yates, MINN	10 (86)	St. Louis	Ben McGilmer, IOWA	12 (193)	Baltimore	Jeff Dawson, ILL	9 (150)	KC-Omaha
George Grams, PUR	11 (96)	Los Angeles	Chad Calabria, IOWA	14 (210)	Phoenix	Brendy Lee, NEB !	10 (172)	Atlanta
Carver Clinton, PSU !	11 (97)	Chicago						
Grant Simmons, NEB !	12 (100)	Baltimore	1971	Rnd (Pick)	Team	1975	Rnd (Pick)	Team
Ken Barnes, WIS	16 (109)	Baltimore	Sidney Wicks, UCLA !	1 (2)	Portland	David Meyers, UCLA !	1 (2)	Los Angeles
Chris Pervall, IOWA	17 (110)	Baltimore	Fred Brown, IOWA	1 (6)	Seattle	John Lambert, USC !	1 (15)	Cleveland
			Stan Love, UCLA!	1 (9)	Baltimore	Steve Green, IND	2 (30)	Chicago
1967	Rnd (Pick)	Team	Curtis Rowe, UCLA !	1 (11)	Detroit	John Laskowski, IND	2 (32)	Chicago
Jim Burns, NU	4 (34)	Chicago	Jim Clemons, OSU	1 (13)	Los Angeles	Tom Roy, MD !	3 (42)	Portland
Ron Kozlicki, NU	4 (41)	San Diego	Marvin Stewart, NEB !	2 (33)	Philadelphia	C.J. Kupec, MICH	4 (56)	Los Angeles
Craig Dill, MICH	4 (42)	San Diego	Rudy Benjamin, MSU	5 (75)	San Diego	Lindsay Hairston, MSU	4 (64)	Detroit
Bob Lloyd, RU !	7 (69)	Detroit	Larry Weatherford, PUR	5 (83)	Phoenix	Rick Schmidt, ILL	6 (91)	Houston
Jay McMillon, MD !	9 (94)	Los Angeles	Ollie Shannon, MINN	7 (106)	Cincinnati	Bill Andreas, OSU	6 (104)	Chicago
Ron Sepic, OSU	9 (97)	Cincinnati	Eric Hill, MINN	7 (109)	San Diego	John Garrett, PUR	6 (107)	Washington
Bubba Smith, MSU	11 (114)	Baltimore	Barry Yates, MD !	8 (131)	Chicago	Peter Daves, MSU	7 (117)	New York
Joe Harrington, MD !	11 (120)	Boston	Clarence Sherrod, WIS	8 (134)	Chicago	Owen Brown, MD !	9 (147)	Phoenix
Matthew Aitch, MSU	13 (134)	Detroit	Rick Howat, ILL	9 (152)	Milwaukee			
Gary Jones, IOWA	13 (137)	Los Angeles	Dan Fife, MICH	10 (168)	Milwaukee	1976	Rnd (Pick)	Team
Paul Mickey, PSU !	14 (142)	Baltimore	Leroy Chalk, NEB !	13 (201)	Boston	John Lucas, MD !	1 (1)	Houston
Willie Campbell, NEB !	15 (152)	Seattle	James Harris, IND	14 (208)	Cleveland	Scott May, IND	1 (2)	Chicago
Jim Dawson, ILL	16 (154)	Chicago				Richard Washington, UCLA !	1 (3)	Kansas City
			1972	Rnd (Pick)	Team	Quinn Buckner, IND	1 (7)	Milwaukee
1968	Rnd (Pick)	Team	Paul Westphal, USC !	1 (10)	Boston	Ron Lee, ORE !	1 (10)	Phoenix
Bill Hosket, OSU	1 (10)	New York	Ralph Simpson, MSU	1 (11)	Chicago	Bob Wilkerson, IND	1 (11)	Seattle
Bill Hewitt, USC !	(11)	Los Angeles	Joby Wright, IND	2 (18)	Seattle	Terry Furlow, MSU	1 (12)	Philadelphia
Ron Dunlay, ILL	2 (19)	Chicago	Wayne Grabiec, MICH	3 (44)	Boston	Maurice Howard, MD !	2 (32)	Cleveland
Stuart Lantz, NEB !	3 (23)	Houston	Chuck Jura, NEB !	3 (45)	Chicago	Mike Dabney, RU !	3 (36)	Los Angeles
Sam Williams, IOWA	3 (35)	Milwaukee	Bob Ford, PUR	5 (74)	New York	Phil Sellers, RU !	3 (38)	Detroit
Joe Franklin, WIS	5 (63)	Milwaukee	William Franklin, PUR	7 (110)	Golden State	Tom Abernethy, IND	3 (43)	Los Angeles
Tom Kondla, MINN	7 (91)	Milwaukee	Gary Watson, WIS	10 (147)	Philadelphia	Jerry Fort, NEB !	3 (51)	Boston
Butch Joyner, IND	9 (111)	Cincinnati	Mark Minor, OSU	11 (165)	Boston	Scott Thompson, IOWA	4 (55)	Detroit
Mike Weaver, NU	10 (123)	Chicago	Mike Peterson, NEB !	16 (195)	Portland	Wayman Britt, MICH	4 (60)	Los Angeles
Tom Baack, NEB !	10 (126)	Detroit				Nate Williams, ILL	5 (69)	Chicago
Herm Gilliam, PUR	13 (163)	Chicago	1973	Rnd (Pick)	Team	Dale Koehler, WIS	8 (123)	Cleveland
			Jim Brewer, MINN	1 (2)	Cleveland	Bruce Parkinson, PUR	9 (155)	Cleveland
1969	Rnd (Pick)	Team	Ron Behagen, MINN	1 (7)	Kansas City-Omaha	Bob Johnson, WIS	10 (161)	Detroit
Lew Alcindor, UCLA !	1 (1)	Milwaukee	Kevin Kuntert, IOWA	1 (12)	Chicago	Otho Tucker, ILL	10 (172)	Boston
Lucius Allen, UCLA !	1 (3)	Seattle	Nick Weatherspoon, ILL	1 (13)	Capital Bullets			
Herm Gilliam, PUR	1 (8)	Cincinnati	Swen Nater, UCLA !	1 (16)	Milwaukee	1977	Rnd (Pick)	Team
Bob Greacen, RU !	2 (17)	Milwaukee	Steve Downing, IND	1 (17)	Boston	Kent Benson, IND	1 (1)	Milwaukee
Dennis Stewart, MICH	4 (44)	Phoenix	George McGinnis, IND	2 (22)	Philadelphia	Marques Johnson, UCLA !	1 (3)	Milwaukee
Lee Lafayette, MSU	4 (50)	San Francisco	Allan Hornyak, OSU	2 (26)	Cleveland	Greg Ballard, ORE !	1 (4)	Washington
Dave Scholz, ILL	4 (56)	Philadelphia	Jim O'Brien, MD !	3 (37)	Portland	Ray Williams, MINN	1 (10)	New York
Ben McGilmer, IOWA	6 (74)	Seattle	Luke Witte, OSU	4 (57)	Cleveland	Rickey Green, MICH	1 (16)	Golden State
Bill Keller, PUR	7 (105)	Milwaukee	Clyde Turner, MINN	4 (59)	Milwaukee	Brad Davis, MD !	1 (15)	Los Angeles
Jim Johnson, WIS	7 (94)	Boston	Ken Brady, MICH	4 (61)	Detroit	Steve Sheppard, MD !	2 (30)	Chicago
John Schell, WIS	8 (101)	Milwaukee	Mark Sibley, NU	4 (64)	Chicago	Eddie Jordan, RU !	2 (33)	Cleveland
Bill DeHeer, IND	8 (105)	San Diego	Henry Wilmore, MICH	5 (78)	Detroit	Steve Grote, MICH	3 (55)	Cleveland
Sterling Burke, NU	9 (118)	Chicago	Dave Winfield, MINN	5 (79)	Atlanta	Bruce King, IOWA	4 (80)	Detroit
Dick Stewart, RU !	10 (137)	Atlanta	John Ritter, IND	8 (125)	Cleveland	Bob Champman, MSU	5 (97)	Kansas City
Jodie Harrison, ILL	15 (194)	Baltimore	Jeff Dawson, ILL	8 (131)	Golden State	Bruce Parkinson, PUR	5 (105)	Washington
Steve Howell, OSU	17 (204)	San Diego	Bill Kilgore, MSU	9 (145)	Detroit	John Robinson, MICH	5 (110)	Los Angeles
Al Nuness, MINN	18 (207)	Phoenix	Corky Taylor, MINN	9 (151)	Boston	Billy McKinney, NU	6 (115)	Phoenix
			Nick Connor, ILL	10 (153)	Buffalo	Tom Scheffler, PUR	6 (117)	Indianapolis
1970	Rnd (Pick)	Team	Bob Bodell, MD !	10 (155)	Seattle			
Rudy Tomjanovich, MICH	1 (2)	San Diego	Ernie Johnson, MICH	14 (189)	Philadelphia	1978	Rnd (Pick)	Team
John Johnson, IOWA	1 (7)	Cleveland	Howard White, MD !	14 (192)	Washington	Mychal Thompson, MINN	1 (1)	Portland
Al Henry, WIS	1 (12)	Philadelphia	Rick Williams, IOWA	14 (193)	Boston	Ray Townsend, UCLA	1 (22)	Golden State
John Vallely, UCLA !	1 (14)	Atlanta	Tom O'Connor, IOWA	16 (201)	Cleveland	Wayne Radford, IND	2 (27)	Indianapolis
Mike Price, ILL	1 (17)	New York				Hollis Copeland, RU !	3 (46)	Denver
Dave Sorenson, OSU	2 (26)	Cleveland	1974	Rnd (Pick)	Team	Dave Baxter, MICH	3 (61)	Seattle
Jody Finney, OSU	4 (52)	San Diego	Bill Walton, UCLA !	1 (1)	Portland	Joel Thompson, MICH	4 (69)	Houston
Glen Vidnovic, IOWA	4 (60)	Cleveland	Campy Russell, MICH	1 (8)	Cleveland	Lawrence Boston, MD !	4 (81)	Washington
Larry Mikal, MINN	4 (64)	Los Angeles	Tom McMillen, MD !	1 (9)	Buffalo	Walter Jordan, PUR	4 (84)	New Jersey
Joe Cooke, IND	6 (94)	Cleveland	Keith Wilkes, UCLA !	1 (11)	Golden State	Rich Adams, ILL	4 (86)	Seattle
James Morgan, MD !	7 (108)	Seattle	Len Elmore, MD !	1 (13)	Washington	Eugene Parker, PUR	5 (108)	San Antonio
Don Adams, NU	8 (120)	San Diego	Kim Hughes, WIS	3 (45)	Buffalo	Dave Winney, MINN	6 (116)	Boston

BIG TEN IN THE NBA DRAFT

Audie Matthews, ILL 6 (117) Detroit
Osborne Lockhart, MINN 6 (130) Philadelphia

1979 Rnd (Pick) Team
Earvin Johnson, MSU 1 (1) Los Angeles
Dave Greenwood, UCLA ! 1 (2) Chicago
Greg Kelsner, MSU 1 (4) Milwaukee
Roy Hailton, UCLA ! 1 (10) Detroit
Cliff Robinson, USC ! 1 (11) New Jersey
Brad Holland, UCLA ! 1 (14) Los Angeles
Phil Hubbard, MICH 1 (15) Philadelphia
James Bailey, RU ! 1 (6) Seattle
Larry Gibson, MD ! 3 (52) Milwaukee
Jerry Sichting, PUR 4 (82) Philadelphia
Carl McPipe, NEB ! 5 (103) Philadelphia
Steve Smith, USC ! 6 (114) Chicago
Dan Hartshorne, ORE ! 6 (123) Philadelphia
James Jackson, MINN 9 (171) Chicago
Marvin Thomas, UCLA ! 10 (190) Chicago
Kelvin Small, ORE ! 10(195) Portland

1980 Rnd (Pick) Team
Joe Barry Carroll, PUR 1 (1) Golden State
Kevin McHale, MINN 1 (3) Boston
Kelvin Ransey, OSU 1 (4) Chicago
Ronnie Lester, IOWA 1 (10) Portland
Kiki Vandeweghe, UCLA ! 1 (11) Dallas
Mike Woodson, IND 1 (12) New York
Wes Matthews, WIS 1 (14) Washington
Butch Carter, IND 2 (37) Los Angeles
Arnette Hallman, PUR 2 (46) Boston
James Wilkes, UCLA ! 3 (50) Chicago
Ron Charles, MSU 4 (74) Chicago
Joseph Chmelich, WIS 4 (82) New York
Don Carfinao, USC ! 5 (95) Golden State
Mike Campbell, NU 5 (96) Chicago
Darrell allums, UCLA ! 5 (103) Phoenix
Daryl Strickland, RU ! 5 (105) Washington
Neil Bresnahan, ILL 6 (117) Golden State
Lorenzo Romar, WASH ! 7 (141) Golden State
Greg Sims, UCLA ! 7 (148) Portland
Jim Ellinghausen, OSU 8 (166) Cleveland
Brian Jung, NU 9 (199) Boston

1981 Rnd (Pick) Team
Isiah Thomas, IND 1 (2) Detroit
Buck Williams, MD ! 1 (3) New Jersey
Albert King, MD ! 1 (10) New Jersey
Herb Williams, OSU 1 (14) Indianapolis
Ray Tolbert, IND 1 (18) New Jersey
Mike McGee, MICH 1 (19) Los Angeles
Jay Vincent, MSU 2 (24) Dallas
Eddie Johnson, ILL 2 (29) Kansas City
Claude Gregory, WIS 2 (41) Washington
Derek Holcomb, ILL 3 (50) Portland
Jim Smith, OSU 3 (54) San Diego
Frank Brickowski, PSU 3 (57) New York
Purvis Miller, USC ! 3 (60) Indiana
Petur Gudmundsson, WASH ! 3 (61) Portland
Mark Smith, ILL 3 (67) Milwaukee
Ernest Graham, MD ! 3 (68) Philadelphia
John Johnson, MICH 3 (69) Boston
Mike Clark, ORE ! 5 (97) Utah
Steve Kracfcisin, IOWA 5 (98) Atlanta
Andra Griffin, WASH ! 5 (99) Seattle
Paul Heuerman, MICH 5 (112) Phoenix
Kelvin Troy, MD ! 5 (113) Milwaukee
Glen Grunwald, IND 5 (115) Boston
Vince Brookins, IOWA 6 (117) Detroit
Carter Scott, OSU 6 (126) Golden State
Brian Walker, PUR 6 (128) Kansas City
Robert Fronk, WASH ! 6 (129) Indiana

Steve Waite, IOWA 6 (137) Boston
Rod Roberson, NU 7 (141) New Jersey
Andre Smith, NEB ! 7 (142) Cleveland
Greg Manning, MD ! 7 (147) Denver
Larry Petty, WIS 7 (157) Los Angeles
Steve Riskey, IND 8 (180) Phoenix
Mike Brkovich, MSU 8 (181) Milwaukee
Vic Sison, UCLA ! 10 (206) New Jersey
Barry Brooks, USC ! 10 (213) Golden State
Kenny Easley, UCLA ! 10 (216) Chicago
Felton Sealey, ORE ! 10 (220) Phoenix

1982 Rnd (Pick) Team
Trent Tucker, MINN 1 (6) New York
Clark Kellogg, OSU 1 (8) Indianapolis
Keith Edmonson, PUR 1 (10) Atlanta
Dwight Anderson, USC ! 2 (41) Houston
Dan Caldwell, WASH ! 3 (52) New York
Craig Tucker, ILL 3 (57) New York
Charles Pittman, MD ! 3 (61) Phoenix
John Greig, ORE ! 3 (65) Seattle
Mark Eaton, UCLA ! 4 (72) Utah
Mike Sanders, UCLA ! 4 (74) Kansas City
James Griffin, ILL 4 (80) New Jersey
Ken Arnold, IOWA 5 (96) Dallas
Mark Hall, MINN 5 (102) Atlanta
Gary Holmes, MINN 6 (124) Detroit
Kevin Boyle, IOWA 5 (137) Philadelphia
Thad Gardner, MICH 7 (141) Utah
Bob Grady, NU 7 (142) Dallas
Perry Range, ILL 7 (143) Kansas City
Tony Anderson, UCLA ! 7 (151) New Jersey
Maurice Williams, USC ! 7 (159) Los Angeles
Steve Burks, WASH ! 8 (180) Seattle
Bryan Leonard, ILL 8 (181) Milwaukee
Jack Moore, NEB ! 9 (189) Kansas City
Mike Searce, PUR 9 (192) Indianapolis
Kevin Smith, MSU 9 (193) Detroit
Ken Lyles, WASH ! 9 (199) Denver
Dan Sears, UCLA ! 9 (200) Denver
Tim Byrne, RU ! 10 (203) Los Angeles
Landon Turner, IND 10 (225) Boston

1983 Rnd (Pick) Team
Russell Cross, PUR 1 (6) Golden State
Derek Harper, ILL 1 (11) Dallas
Randy Breuer, MINN 1 (18) Milwaukee
Roy Hinson, RU ! 1 (20) Cleveland
Randy Whitman, IND 1 (22) Washington
Rod Foster, UCLA ! 2 (28) Phoenix
Granville Waiters, OSU 2 (39) Portland
James Thomas, IND 2 (40) Indianapolis
Ted Kitchel, IND 2 (41) Indianapolis
Michael Holton, UCLA ! 3 (53) Golden State
Robert Hansen, IOWA 3 (54) Utah
Darren Daye, UCLA ! 3 (57) Washington
Steve Bouchie, IND 4 (78) Detroit
Brad Watson, WASH ! 5 (109) Seattle
Jim Stack, NU 6 (117) Houston
Derek Perry, MSU 6 (124) Detroit
Tony Brown, IND 7 (141) Indianapolis
Jacque Hill, USC ! 7 (144) Chicago
Mark Gannon, IOWA 8 (166) San Diego
Mike Lang, PSU 8 (174) New York
Wil Kotchery, RU ! 9 (195) Atlanta
Kevin Black, RU ! 9 (201) New Jersey
Ike Pearson, MICH 10 (213) Detroit

1984 Rnd (Pick) Team
Kevin Willis, MSU 1 (11) Atlanta
Tim McCormick, MICH 1 (12) Cleveland
Tony Campbell, OSU 1 (20) Detroit

Kenny Fields, UCLA ! 1 (21) Milwaukee
Cory Blackwell, WIS 2 (28) Seattle
Stuart Gray, UCLA ! 2 (29) Indiana
Eric Turner, MICH 2 (32) Detroit
Ben Coleman, MD ! 2 (37) Chicago
Jim Peterson, MINN 3 (51) Houston
Ralph Jackson, UCLA ! 4 (71) Indiana
Art Aaron, NU 4 (73) Cleveland
Jim Rowinski, PUR 4 (86) Utah
Herman Veal, MD ! 6 (128) Phoenix
Steve Carfino, IOWA 6 (139) Boston
David Brantley, ORE ! 7 (144) LA Clippers
Gary Gatewood, ORE ! 7 (152) Seattle
Mark Fothergill, MD ! 8 (174) Phoenix
Ben Tower, MSU 9 (203) Detroit
Dick Mumma, PSU ! 10 (211) Los Angeles
Dan Pelekoudas, MICH 10 (225) Detroit

1985 Rnd (Pick) Team
Detlef Schrempf, WASH ! 1 (8) Dallas
Blair Radmussen, ORE ! 1 (15) Denver
Uwe Blab, IND 1 (17) Dallas
Sam Vincent, MSU 1 (20) Boston
Ken Johnson, MSU 2 (28) Chicago
Greg Stokes, IOWA 2 (33) Philadelphia
George Montgomery, ILL 2 (39) Dallas
Adrian Branch, MD ! 2 (46) Chicago
Brad Wright, UCLA ! 3 (49) Golden State
Michael Payne, IOWA 3 (57) Houston
Andre Goode, NU 3 (60) Detroit
Nigel Miguel, UCLA ! 3 (62) New Jersey
Scott Roth, WIS 4 (82) San Antonio
John Battle, RU ! 4 (84) Atlanta
Wayne Carlander, USC ! 5 (99) Sacramento
Clayton Olivier, USC ! 5 (106) San Antonio
Tommy Davis, MINN 5 (109) Dallas
Chris Harper, ORE ! 6 (128) San Antonio
Curtis Moore, NEB ! 6 (131) Kansas City
Gary Maloncon, UCLA ! 7 (143) LA Clippers
Jeff Adkins, MD ! 7 (149) Chicago
Chris Remley, RU ! 7 (162) Boston

1986 Rnd (Pick) Team
Len Bias, MD ! 1 (2) Boston
Roy Tarpley, MICH 1 (7) Dallas
Brad Sellers, OSU 1 (9) Chicago
Scott Skiles, MSU 1 (22) Milwaukee
Bruce Douglas, ILL 3 (57) Sacramento
John Shasky, MINN 3 (61) Utah
Anthony Welch, ILL 3 (62) Dallas
Dave Hoppen, NEB ! 3 (65) Atlanta
Scott Meents, ILL 4 (74) Chicago
Efrem Winters, ILL 4 (88) Atlanta
Richard Relford, MICH 5 (95) Indianapolis
Paul Fortier, WASH ! 5 (104) Washington
Jerry Adams, ORE ! 5 (106) Portland
Andre Banks, IOWA 5 (112) Houston
Robert Henderson, MICH 7 (114) Chicago
Butch Wade, MICH 6 (117) New York
Larry Polec, MSU 7 (155) Detroit
Rick Olson, WIS 7 (158) Houston

1987 Rnd (Pick) Team
Dennis Hopson, OSU 1 (3) New Jersey
Reggie Miller, UCLA ! 1 (11) Indiana
Christian Welp, WASH ! 1 (16) Philadelphia
Ken Norman, ILL 1 (19) LA Clippers
Steve Alford, IND 2 (26) Dallas
Doug Lee, PUR 2 (35) Houston
Derrick Dowell, USC ! 2 (37) Washington
Brad Lohaus, IOWA 2 (45) Boston
Sven Meyer, ORE ! 3 (51) Sacramento

BIG TEN IN THE NBA DRAFT

Darryl Johnson, MSU	3 (58)	Golden State	Mike Peplowski, MSU	2 (52)	Sacramento	Michael Redd, OSU	2 (43)	Milwaukee
Eric Riggins, RU !	3 (62)	Philadelphia				Brian Cardinal, PUR	2 (44)	Detroit
Kevin Gamble, IOWA	3 (63)	Portland	1994	Rnd (Pick)	Team	Scoonie Penn, OSU	2 (57)	Atlanta
J.J. Weber, WIS	3 (64)	Milwaukee	Glenn Robinson, PUR	1 (1)	Milwaukee	2001	Rnd (Pick)	Team
Jack Haley, UCLA !	4 (79)	Chicago	Juwan Howard, MICH	1 (5)	Washington	Jason Richardson, MSU	1 (5)	Golden State
Vernon Carr, MSU	5 (97)	Sacramento	Jalen Rose, MICH	1 (13)	Denver	Kirk Haston, IND	1 (16)	Charlotte
Gerry Wright, IOWA	5 (111)	Detroit	Eric Piatkowski, NEB !	1 (15)	Indiana	Zach Randolph, MSU	1 (19)	Portland
Darryl Thomas, IND	6 (120)	Sacramento	Deon Thomas, ILL	2 (28)	Dallas	Terence Morris, MD !	2 (34)	Atlanta
Doug Altenberger, ILL	6 (125)	Chicago	Anthony Miller, MSU	2 (39)	Golden State	Brian Scalabrine, USC !	2 (35)	New Jersey
Antoine Joubert, MICH	6 (134)	Detroit	Damon Bailey, IND	2 (44)	Indianapolis	Jeff Trepagnier, USC !	2 (36)	Cleveland
Montel Hatcher, UCLA !	7 (149)	Indiana	Voshon Lenard, MINN	2 (46)	Milwaukee	Earl Watson, UCLA !	2 (40)	Seattle
			Lawrence Funderburke, OSU	2 (51)	Sacramento	Ken Johnson, OSU	2 (49)	Miami
1988	Rnd (Pick)	Team	1995	Rnd (Pick)	Team	Andre Hutson, MSU	2 (52)	Milwaukee
Gary Grant, MICH	1 (15)	Milwaukee	Joe Smith, MD !	1 (1)	Golden State	Bryan Bracey, ORE !	2 (58)	San Antonio
Everette Stephens, PUR	2 (31)	Philadelphia	Shawn Respert, MSU	1 (8)	Portland			
Dean Garrett, IND	2 (38)	Phoenix	Ed O'Bannon, UCLA !	1 (9)	New Jersey	2002	Rnd (Pick)	Team
Keith Smart, IND	2 (41)	Golden State	Alan Henderson, IND	1 (16)	Atlanta	Chris Wilcox, MD !	1 (8)	Los Angeles
Jeff Moe, IOWA	2 (42)	Utah	Michael Finley, WIS	1 (21)	Phoenix	Jared Jeffries, IND	1 (11)	Washington
Todd Mitchell, PUR	2 (43)	Denver	George Zidek, UCLA !	1 (22)	Charlotte	Frederick Jones, ORE !	1 (14)	Indiana
Anthony Taylor, ORE !	2 (44)	Atlanta	Jimmy King, MICH	2 (35)	Toronto	Juan Dixon, MD !	1 (17)	Washington
Derrick Lewis, MD !	3 (62)	Chicago	Rashard Griffith, WIS	2 (38)	Milwaukee	Frank Williams, ILL	1 (25)	Denver
			Eric Snow, MSU	2 (43)	Milwaukee	Robert Archibald, ILL	2 (32)	Memphis
1989	Rnd (Pick)	Team	Tyus Edney, UCLA !	2 (47)	Sacramento	Dan Gadzuric, UCLA !	2 (34)	Milwaukee
Glen Rice, MICH	1 (4)	Miami	Cuonzo Martin, PUR	2 (57)	Atlanta	Lonny Baxter, MD !	2 (44)	Chicago
Pooh Richardson, UCLA !	1 (10)	Minnesota				Sam Clancy, USC !	2 (45)	Philadelphia
Nick Anderson, ILL	1 (11)	Orlando	1996	Rnd (Pick)	Team	Matt Barnes, UCLA !	2 (46)	Cleveland
B.J. Armstrong, IOWA	1 (18)	Chicago	Brian Evans, IND	1 (27)	Orlando	Marcus Taylor, MSU	2 (52)	Minneapolis
Roy Marble, IOWA	1 (23)	Atlanta	Russ Millard, IOWA	2 (39)	Phoenix			
Kenny Battle, ILL	1 (27)	Detroit	Jamie Feick, MSU	2 (48)	Philadelphia	2003	Rnd (Pick)	Team
Jay Edwards, IND	2 (33)	LA Clippers				Luke Ridenhour, ORE !	1 (14)	Seattle
Ed Horton, IOWA	2 (39)	Washington	1997	Rnd (Pick)	Team	Brian Cook, ILL	1 (24)	Los Angeles
			Maurice Taylor, MICH	1 (14)	Los Angeles	Jason Kapon, UCLA !	2 (31)	Cleveland
1990	Rnd (Pick)	Team	Paul Grant, WIS	1 (20)	Minneapolis	Steve Blake, MD !	2 (38)	Washington
Kendall Gill, ILL	1 (5)	Charlotte	Bobby Jackson, MINN	1 (23)	Seattle	Rick Rickert, MINN	2 (55)	Minnesota
Willie Burton, MINN	1 (9)	Miami	Rodrick Rhodes, USC !	1 (24)	Houston			
Rumeal Robinson, MICH	1 (10)	Atlanta	John Thomas, MINN	1 (25)	New York	2004	Rnd (Pick)	Team
Loy Vaught, MICH	1 (13)	LA Clippers	Keith Booth, MD !	1 (28)	Chicago	Devin Harris, WIS	1 (5)	Washington
Terry Mills, MICH	1 (16)	Milwaukee	Mark Sanford, WASH !	2 (31)	Miami	Luke Jackson, ORE !	1 (10)	Cleveland
Jerrold Mustaf, MD !	1 (17)	New York	Charles O'Bannon, UCLA !	2 (32)	Detroit	Kris Humphries, MINN	1 (14)	Utah
Les Jepsen, IOWA	2 (28)	Golden State				Trevor Ariza, UCLA !	2 (43)	New York
Trevor Wilson, UCLA !	2 (36)	Atlanta	1998	Rnd (Pick)	Team	Bernard Robinson, Jr., MICH	2 (45)	Charlotte
Steve Scheffler, PUR	2 (39)	Charlotte	Robert Traylor, MICH	1 (6)	Dallas			
Steve Bardo, ILL	2 (41)	San Antonio	Ricky Davis, IOWA	1 (21)	Charlotte	2005	Rnd (Pick)	Team
Marcus Liberty, ILL	2 (42)	Denver	Tyronn Lue, NEB !	1 (23)	Denver	Deron Williams, ILL	1 (3)	Utah
Tony Massenburg, MD !	2 (43)	San Antonio	Sam Jacobson, MINN	1 (26)	Los Angeles	Nate Robinson, WASH !	1 (21)	Phoenix
Sean Higgins, MICH	2 (54)	San Antonio	Jelani McCoy, UCLA !	2 (33)	Seattle	Luther Head, ILL	1 (24)	Houston
			Toby Bailey, UCLA !	2 (45)	LA Lakers	Erazem Lorbek, MSU	2 (46)	Indianapolis
1991	Rnd (Pick)	Team	Andrae Patterson, IND	2 (46)	Minneapolis	Bracey Wright, IND	2 (47)	Minnesota
Steve Smith, MSU	1 (5)	Miami	Ryan Bowen, IOWA	2 (55)	Denver	Dijon Thompson, UCLA !	2 (54)	New York
Terrell Brandon, ORE !	1 (11)	Cleveland	J.R. Henderson, UCLA !	2 (56)	Vancouver			
Rich King, NEB !	1 (14)	Seattle	Maceo Baston, MICH	2 (58)	Chicago	2006	Rnd (Pick)	Team
Kevin Lynch, MINN	2 (28)	Charlotte				Brandon Roy, WASH !	1 (6)	Minnesota
Jimmy Oliver, PUR	2 (39)	Cleveland	1999	Rnd (Pick)	Team	Quincy Douby, RU !	1 (19)	Sacramento
Keith Hughes, RU !	2 (47)	Houston	Steve Francis, MD !	1 (2)	Vancouver	Shannon Brown, MSU	1 (25)	Cleveland
			Baron Davis, UCLA !	1 (3)	Charlotte	Jordan Farmer, UCLA !	1 (26)	LA Lakers
1992	Rnd (Pick)	Team	Quincy Lewis, MINN	1 (19)	Utah	Maurice Ager, MSU	1 (28)	Dallas
Jimmy Jackson, OSU	1 (4)	Dallas	Evan Eschmeyer, NU	2 (34)	New Jersey	Paul Davis, MSU	2 (34)	LA Clippers
Walt Williams, MD !	1 (7)	Sacramento	Calvin Booth, PSU	2 (35)	Washington	Bobby Jones, WASH !	2 (37)	Minnesota
Harold Miner, USC !	1 (12)	Miami	Obinna Ekezie, MD !	2 (37)	Vancouver	James Augustine, ILL	2 (41)	Orlando
Tracy Murray, UCLA !	1 (18)	San Antonio	Laron Profit, MD !	2 (38)	Orlando	Dee Brown, ILL	2 (46)	Utah
Don MacLean, UCLA !	1 (19)	Detroit	Louis Bullock, MICH	2 (42)	Minnesota	Ryan Hollins, UCLA !	2 (50)	Charlotte
Duane Cooper, USC !	2 (36)	LA Lakers	J.R. Koch, IOWA	2 (46)	New York			
Matt Steigenga, MSU	2 (52)	Chicago	Todd Mac Cullough, WASH !	2 (47)	Philadelphia	2007	Rnd (Pick)	Team
			Venson Hamilton, NEB !	2 (50)	Houston	Greg Oden, OSU	1 (1)	Portland
1993	Rnd (Pick)	Team				Mike Conley Jr., OSU	1 (4)	Memphis
Chris Weber, MICH	1 (1)	Orlando	2000	Rnd (Pick)	Team	Sencer Hawes, WASH !	1 (10)	Sacramento
Calbert Cheaney, IND	1 (6)	Washington	Jamal Crawford, MICH	1 (8)	Cleveland	Nick Young, USC !	1 (16)	Washington
Greg Graham, IND	1 (17)	Charlotte	Joel Przybilla, MINN	1 (9)	Houston	Daequan Cook, OSU	1 (21)	Philadelphia
Acie Earl, IOWA	1 (19)	Boston	Jerome Moiso, UCLA !	1 (11)	Boston	Aaron Brooks, ORE !	1 (26)	Houston
Evers Burns, MD !	2 (31)	Sacramento	Mateen Cleaves, MSU	1 (14)	Detroit	Arron Afflalo, UCLA !	1 (27)	Detroit
Eric Riley, MICH	2 (33)	Dallas	Morris Peterson, MSU	1 (21)	Toronto	Alando Tucker, WIS	1 (29)	Phoenix
Rich Manning, WASH !	2 (40)	Atlanta	A.J. Guyton, IND	2 (32)	Chicago			
Richard Petruska, UCLA !	2 (46)	Houston						

BIG TEN IN THE NBA DRAFT

Carl Landry, PUR	2 (31)	Seattle	Roy Devyn Marble, IOWA	2 (56)	Orlando	Cassius Winston, MSU	2 (53)	Oklahoma City
Gabe Pruitt, USC !	2 (32)	Boston						
Adam Haluska, IOWA	2 (43)	New Orleans	2015	Rnd (Pick)	Team	2021	Rnd (Pick)	Team
D.J. Strawberry, MD !	2 (59)	Phoenix	D'Angelo Russell, OSU	1 (2)	LA Lakers	Evan Mobley, USC 1	1 (3)	Cleveland
			Frank Kaminsky, WIS	1 (9)	Charlotte	Franz Wagner, MICH	1 (8)	Orlando
2008	Rnd (Pick)	Team	Sam Dekker, WIS	1 (18)	Houston	Chris Duare, ORE !	1 (13)	Indiana
O.J. Mayo, USC !	1 (3)	Chicago	Kevon Looney, UCLA !	1 (30)	Golden State	Ayo Dosunmu, ILL	2 (38)	Chicago
Russel Westbrook, UCLA !	1 (4)	Seattle	Joseph Young, ORE !	2 (43)	Indiana	Joe Wieskamp, IOWA	2 (41)	San Antonio
Kevin Love, UCLA !	1 (5)	Houston	Normal Powell, UCLA !	2 (46)	Toronto	Isaiah Livers, MICH	2 (42)	Detroit
Eric Gordon, IND	1 (7)	LA Clippers	Aaron White, IOWA	2 (49)	Washington	Dalano Banton, NEB	2 (46)	Toronto
Kosta Koufos, OSU	1 (23)	Utah	Branden Dawson, MSU	2 (56)	New Orleans	Luka Garza, IOWA	2 (52)	Detroit
D.J. White, IND	1 (29)	Detroit				Aaron Wiggins, MD	2 (55)	Oklahoma City
Luc Richard Mbah a Moute, UCLA !	2 (37)	Milwaukee	2016	Rnd (Pick)	Team	2022	Rnd (Pick)	Team
Malik Hairston, ORE !	2 (48)	Phoenix	Marquese Chriss, WASH !	1 (8)	Phoenix	Keegan Murray, IOWA	1 (4)	Sacramento
Maarty Leunen, ORE !	2 (54)	Houston	Denzel Valentine, MSU	1 (14)	Chicago	Jaden Ivey, PUR	1 (5)	Detroit
James Gist, MD !	2 (57)	San Antonio	Caris LeVert, MICH	1 (20)	Brooklyn	Johnny Davis, WIS	1 (10)	Washington
			Dejounte Murray, WASH !	1 (29)	San Antonio	Malaki Branham, OSU	1 (20)	San Antonio
2009	Rnd (Pick)	Team	Deyonta Davis, MSU	2 (31)	Memphis	Peyton Watson, UCLA !	1 (30)	Oklahoma City
Jrue Holiday, UCLA !	1 (17)	Philadelphia	Diamond Stone, MD	2 (40)	LA Clippers	Caleb Houston, MICH	2 (32)	Orlando
Darren Collison, UCLA !	1 (21)	New Orleans	A.J. Hammons, PUR	2 (46)	Dallas	Max Christie, MSU	2 (35)	LA Lakers
B.J. Mullens, OSU	1 (24)	Dallas	Jake Layman, MD	2 (47)	Portland	Bryce McGowens, NEB	2 (40)	Minnesota
Taj Gibson, USC !	1 (26)	Chicago				E.J. Lindell, OSU	2 (41)	New Orleans
John Brockman, WASH !	2 (38)	Portland	2017	Rnd (Pick)	Team	Moussa Diabate, MICH	2 (43)	LA Clippers
Goran Suton, MSU	2 (50)	Utah	Markelle Fultz, WASH !	1 (1)	Philadelphia	Isaiah Mobley, USC !	2 (49)	Cleveland
			Lonzo Ball, UCLA !	1 (2)	LA Lakers			
2010	Rnd (Pick)	Team	D.J. Wilson, MICH	1 (17)	Milwaukee	2023	Rnd (Pick)	Team
Evan Turner, OSU	1 (2)	Philadelphia	TJ Leaf, UCLA !	1 (18)	Indiana	Jett Howard, MICH	1 (11)	Orlando
Quincy Pondexter, WASH !	1 (26)	Oklahoma City	OG Anunoby, IND	1 (23)	Toronto	Kobe Bufkin, MICH	1 (15)	Atlanta
Greivis Vasquez, MD !	1 (28)	Memphis	Caleb Swainigan, PUR	1 (26)	Portland	Jalen Hood-Schifino, IND	1 (17)	LA Lakers
Hamady Ndiaye, RU !	2 (56)	Minnesota	Jonah Bolden, UCLA !	2 (36)	Philadelphia	Jaime Jaquez Jr., UCLA !	1 (18)	Miami
			Jordan Bell, ORE !	1 (38)	Golden State	Kris Murray, IOWA	1 (23)	Portland
2011	Rnd (Pick)	Team	Tyler Dorsey, ORE !	2 (41)	Atlanta	Brice Sensabaugh, OSU	1 (28)	Utah
Nikola Vucevic, USC !	1 (16)	Philadelphia	Thomas Bryant, IND	2 (42)	Utah	Jalen Pickett, PSU	2 (32)	Indiana
JaJuan Johnson, PUR	1 (27)	New Jersey	Dillon Brooks, ORE !	2 (45)	Memphis	Amari Bailey, UCLA !	2 (41)	Charlotte
Tyler Honeycutt, UCLA !	2 (35)	Sacramento	Ike Anigbogu, UCLA !	2 (47)	Indiana	Seth Lundy, PSU	2 (46)	Atlanta
Jordan Williams, MD !	2 (36)	New Jersey				Jaylen Clark, UCLA !	2 (53)	Minnesota
Jon Leuer, WIS	2 (40)	Milwaukee	2018	Rnd (Pick)	Team	Trayce Jackson-Davis, IND	2 (57)	Washington
Darius Morris, MICH	2 (41)	LA Lakers	Jaren Jackson Jr., MSU	1 (4)	Memphis			
Malcolm Lee, UCLA !	2 (43)	Chicago	Miles Bridges, MSU	1 (12)	LA Clippers	2024	Rnd (Pick)	Team
Jon Diebler, OSU	2 (51)	Portland	Troy Brown, ORE !	1 (15)	Washington	Zach Edey, PUR	1 (9)	Memphis
E'Twaun Moore	2 (55)	Boston	Kevin Huerter, MD	1 (19)	Atlanta	Kel'el Ware, IND	1 (15)	Miami
Isaiah Thomas, WASH !	2 (60)	Sacramento	Aaron Holiday, UCLA !	1 (23)	Indiana	Terrence Shannon, ILL	1 (27)	Minnesota
			Moritz Wagner, MICH	1 (25)	LA Lakers	Isaiah Collier, USC !	1 (29)	Utah
2012	Rnd (Pick)	Team	Justin Jackson, MD	2 (43)	Denver	Adem Bona, UCLA !	2 (41)	Philadelphia
Terrence Ross, WASH !	1 (8)	Toronto	De'Anthony Melton, USC !	2 (46)	Houston	Cam Christie, MINN	2 (46)	LA Clippers
Meyers Leonard, ILL	1 (11)	Portland	Keita Bates-Diop, OSU	2 (48)	Minnesota	Bronny James, USC !	2 (55)	LA Lakers
Jared Sullinger, OSU	1 (21)	Boston	Chimezie Metu, USC !	2 (49)	San Antonio			
Tony Wroten, WASH !	1 (25)	Memphis	Tony Carr, PSU	2 (51)	New Orleans			
Draymond Green, MSU	2 (35)	Golden State	Vincent Edwards, PUR	2 (52)	Utah			
Robbie Hummel, PUR	2 (58)	Minnesota	Thomas Welsh, UCLA !	2 (58)	Denver			
						<i>! Selection prior to joining Big Ten Terr. – Territorial Pick</i>		
2013	Rnd (Pick)	Team	2019	Rnd (Pick)	Team			
Victor Oladipo, IND	1 (2)	Orlando	Romeo Langford, IND	1 (14)	Boston			
Cody Zeller, IND	1 (4)	Charlotte	Matisse Thybulle, WASH !	1 (20)	Boston			
Alex Len, MD !	1 (5)	Phoenix	Jordan Poole, MICH	1 (28)	Golden State			
Trey Burke, MICH	1 (9)	Utah	Kevin Porer Jr., USC !	1 (30)	Milwaukee			
Shabazz Muhammad, UCLA !	1 (14)	Utah	Carsen Edwards, PUR	2 (33)	Philadelphia			
Tim Hardaway, Jr., MICH	1 (24)	New York	Bruno Fernando, MD	2 (34)	Philadelphia			
Arsalan Kazemi, ORE !	2 (54)	Washington	Jaylen Nowell, WASH !	2 (43)	Washington			
Deshawn Thomas, OSU	2 (58)	San Antonio	Bol Bol, ORE !	2 (44)	Miami			
			Isaiah Roby, NEB	2 (45)	Detroit			
2014	Rnd (Pick)	Team	Ignas Brazdeikis, MICH	2 (47)	Sacramento			
Nik Stauskas, MICH	1 (8)	Sacramento	Jaylen Hands, UCLA !	2 (56)	LA Clippers			
Noah Vonleh, IND	1 (9)	Charlotte						
Zach LaVine, UCLA !	1 (13)	Minnesota	2020	Rnd (Pick)	Team			
Adreian Payne, MSU	1 (15)	Atlanta	Onyeka Okongwu, USC !	1 (6)	Atlanta			
Gary Harris, MSU	1 (19)	Denver	Jalen Smith, MD	1 (10)	Phoenix			
Mitch McGary, MICH	1 (21)	Oklahoma City	Isaiah Stewart, WASH !	1 (16)	Portland			
Jordan Adams, UCLA !	1 (22)	Memphis	Payton Pritchard, ORE !	1 (26)	Boston			
C.J. Wilcox, WASH !	1 (28)	LA Clippers	Jaden McDaniels, WASH !	1 (28)	LA Lakers			
Kyl eAnderson, UCLA !	1 (30)	San Antonio	Daniel Oturu, MINN	2 (33)	Minnesota			
Glenn Robinson III, MICH	2 (40)	Minnesota	Xavier Tillman, MSU	2 (35)	Sacramento			