UTAH VALLEY UNIVERSITY MEN'S BASKETBALL

Jason Erickson | Asst. AD - Communications | E: Jason.Erickson@uvu.edu | C: 303-946-6774 | O: 801-863-5451

2025-26 SCHEDULE

Overall: 22-7 | WAC: 12-4
Home: 15-0 | Away: 4-7 | Neutral: 3-0

Nov. 4	West Coast Baptist	W, 116-35
Nov. 8	at Boise State	L, 77-101
Nov. 12	Westminster	W, 91-60
Nov. 15	at Fresno State	L, 74-75
Nov. 19	^UC Irvine	W, 79-72
Nov. 25	^South Dakota State	W, 75-52
Nov. 26	^Samford	W, 89-45
Dec. 3	at San Diego State	L, 66-77
Dec. 6	at Bowling Green	W, 82-71
Dec. 10	Idaho State	W, 73-69
Dec. 13	%UC Santa Barbara	W, 68-53
Dec. 17	Weber State	W, 90-74
Dec. 20	Bethesda	W, 109-48
Dec. 29	*California Baptist	W, 73-66
Jan. 1	*at Tarleton State	W, 91-85
Jan. 3	*at Abilene Christian	L, 68-85
Jan. 8	*Southern Utah	W, 89-72
Jan. 10	*Utah Tech	W, 92-76
Jan. 17	*UT Arlington	W, 86-74
Jan. 21	*at Southern Utah	L, 70-84
Jan. 24	*at California Baptist	L, 71-78(OT)
Jan. 29	*at Tarleton State	W, 83-55
Feb. 5	*Abilene Christian	W, 68-55
Feb. 7	*UT Arlington	W, 81-60
Feb. 12	*at Utah Tech	L, 77-81
Feb. 19	*California Baptist	W, 65-46
Feb. 21	*at UT Arlington	W, 66-54
Feb. 26	*Tarleton State	W, 79-72
Feb. 28	*Abilene Christian	W, 74-67
Mar. 5	*at Southern Utah	ESPN+ 6:30 p.m.
Mar. 7	*at Utah Tech	ESPN+ 7 p.m.
Mar. 11-14	WAC Tournament	

Shade denotes home game | Home games played at UCCU Center
^ Cancun Challenge (Cancun, Mexico)
% Salt Lake Slam (Delta Center, SLC, Utah) | *WAC game
ESPN+ (ESPN.com/Watch)

UTAH VALLEY (22-7, 12-4) AT SOUTHERN UTAH (10-19, 6-10)

SATURDAY, MATCH 5, 2026 | 6:30 P.M. (MT) | CEDAR CITY, UTAH | AMERICA FIRST EVENTS CENTER

Location ..... Cedar City, Utah
Site ..... America First Events Center (7,500)
TV ..... ESPN+ (Spencer McLaughlin | Dallin Richards)
Radio ..... ESPN The Fan (Jim McCulloch)
Live Stats ..... GoUVU.com/Stats
All-Time Series vs. SUU ..... Utah Valley leads 10-8
Utah Valley Streak W4
Southern Utah Streak W1

UTAH VALLEY WOLVERINES

Head Coach ..... Todd Phillips
Alma Mater .. Lewis-Clark State, '99
Career Record (Yr.) 63-32 (3rd)
Record at UVU (Yr.) ..... Same

SOUTHERN UTAH T-BIRDS

Head Coach ..... Rob Jeter
Alma Mater ..... Wis.-Platteville, '91
Career Record (Yr.) 255-274 (17th)
Record at SUU (Yr.) 32-59 (3rd)

OPENING TIP

- Utah Valley (22-7, 12-4 WAC) closes out the regular season on the road this week with games at Southern Utah on Thursday and Utah Tech on Saturday. The Wolverines control their own destiny for a second straight WAC regular-season title, holding a one-game lead over California Baptist and a 1.5-game advantage over Utah Tech entering the final two contests.
- Utah Valley wrapped up its home schedule with a 74-67 win over Abilene Christian on Saturday to finish a perfect 15-0 at the UCCU Center for the second straight season. The Wolverines have now won 27 consecutive home games, the fourth-longest active home win streak in the nation, and have not lost at home since March 2, 2024.
- At home this season, UVU averaged 84.3 points per game while allowing just 63.1, outscoring opponents by +21.3 per contest. The Wolverines shot 53.0 percent from the field at home and held opponents to 38.2 percent shooting.
- Overall, Utah Valley is averaging 80.1 points per game and allowing just 67.0 for a +13.1 scoring margin. The Wolverines are shooting 50.4 percent from the field while holding opponents to 40.6 percent.
- Utah Valley ranks among the national leaders in assists per game (6th, 18.8), steals per game (6th, 9.8), blocks per game (8th, 5.8), field-goal percentage (12th, 50.4%), scoring defense (28th, 67.0), and scoring margin (21st, +13.1).
- UVU sits at No. 83 in the latest NCAA NET rankings entering the final week of the regular season. It is the best NET ranking in the WAC.
- The 2026 Air Force Reserve WAC Basketball Tournament begins March 11 at Orleans Arena in Las Vegas. Utah Valley is looking to secure the top seed and a bye into the semifinals. The No. 1 and No. 2 seeds receive automatic byes into the semifinal round.
- Trevan Leonhardt remains the only player in Division I men's basketball this season averaging at least 11.0 points, 5.0 rebounds, 5.0 assists and 2.0 steals per game, currently posting 11.8 points, 5.3 rebounds, 5.9 assists and 2.1 steals per contest.
- Jackson Holcombe leads Utah Valley in scoring (15.4 ppg), rebounding (7.2 rpg), steals (2.38 spg) and double-doubles (8), ranking among the WAC leaders in each category.
- In WAC play, Utah Valley is averaging 77.1 points per game while allowing 69.4. The Wolverines are 9-0 at home in conference games and 3-4 on the road.

PROJECTED STARTERS

10
Trevan Leonhardt
6-5 / 175 / G / RS-Jr.
Kaysville, Utah

P	R	A
11.8	5.3	5.9

9
Braden Housley
6-4 / 195 / G / RS-So.
Sandy, Utah

P	R	A
5.5	2.9	2.8

8
Hayden Welling
6-9 / 210 / F / Sr.
Draper, Utah

P	R	A
7.8	3.2	1.0

2
Jackson Holcombe
6-7 / 215 / G / RS-So.
Charleston, S.C.

P	R	A
15.4	7.2	3.5

1
Isaac Davis
6-8 / 245 / F / So.
Idaho Falls, Idaho

P	R	A
10.9	3.6	1.3

Based on previous game's starters

QUICK FACTS

GENERAL INFORMATION

Location	Orem, Utah
Founded	1941
Enrollment	46,809
School Colors	Green & White
Nickname	Wolverines
Basketball Facility	UCCU Center
Capacity	7,500
Press Row	(801) 863-5209
Affiliation	NCAA Division I
Conference	Western Athletic Conference
President	Dr. Astrid S. Tuminez
Director of Athletics	Dr. Jared Sumsion

COACHING STAFF

Head Coach	Todd Phillips
Alma Mater	Lewis-Clark State (1999)
Overall Record (seasons)	63-32 (3rd season)
UVU Record (seasons)	Same
Associate Head Coach	Todd Okeson
Alma Mater	Nevada (2004)
Season	6th
Office Phone	801-863-5166
E-mail	Tokeson@uvu.edu
Assistant Coach	Adam Jacobsen
Alma Mater	Pacific (1999)
Season	2nd
Office Phone	801-863-8539
E-mail	Adam.Jacobsen@uvu.edu
Assistant Coach	Ivory "Trey" Young
Alma Mater	Utah Valley (2017)
Season	1st/2nd overall
Office Phone	
E-mail	Ivory.Young@uvu.edu
Assistant Coach	Trevor Stranger
Alma Mater	Utah Valley (2017)
Season	1st/2nd overall
Office Phone	208-598-5268
E-mail	Trevor.Stranger@uvu.edu

TEAM INFORMATION

2024-25 Record	25-9 (.735)
2024-25 Conference (Finish)	15-1 (1st)
Starters Returning/Lost	1/4
Letter winners Returning/Lost	4/7
Newcomers	9
All-Time Record (yr)	993-652 (51st)
All-Time NCAA DI Record (yr)	415-290 (23rd)
UCCU Center Record (yr)	257-66 (23rd)

BASKETBALL SUPPORT STAFF

Assistant A.D. - Basketball SID	Jason Erickson
Office Phone	(801) 863-5451
Cell Phone	(303) 946-6774
E-mail	Jason.Erickson@uvu.edu
Trainer	Troyce Solley
E-mail	troyce.solley@imail.org
Athletic Department	
Office Phone	(801) 863-8998
Fax	(801) 863-8813
Ticket Information	(801) 863-8653
Mailing Address	Utah Valley University Athletics - MS 104 800 W. University Parkway Orem, Utah 84058

VOICES OF THE VALLEY

Utah Valley's matchup at Southern Utah on Thursday will be broadcast live on the Wolverine Sports Network/ESPN The Fan. Jim McCulloch will handle play-by-play duties courtside in Cedar City, while Brice Larson will host the pregame, halftime and postgame shows from the ESPN The Fan studios in Utah. Larson's pregame show will begin at 6 p.m. MT.

The broadcast can be heard on ESPN 960 AM/103.9 FM in Utah County and 98.3 FM/105.1 FM (HD2) along the Wasatch Front, with streaming available at ESPNTheFan.com.

Thursday's game will also be streamed on ESPN+, with Spencer McLaughlin on play-by-play and Dallin Richards providing color commentary.

ABOUT SOUTHERN UTAH

Southern Utah enters Thursday's matchup at 10-19 overall and 6-10 in WAC play following an 81-67 home win over Utah Tech on Saturday. The Thunderbirds are 7-4 at home this season but just 2-15 in true road games and currently sit in the middle of the conference standings with two games remaining.

In the first two meetings this season, Utah Valley won 89-72 in Orem on Jan. 8 before Southern Utah responded with an 84-70 win in Cedar City on Jan. 21.

The Thunderbirds are led offensively by freshman guard Elijah Duval, who averages a team-best 14.5 points per game while also pacing the team in assists and steals. Senior forward Jaiden Feroah adds 13.3 points and a team-high 6.8 rebounds per game while shooting 55.5 percent from the field. Junior guard Tanner Hayhurst averages 10.7 points per game and leads the team with 53 made three-pointers, shooting 48.6 percent from beyond the arc.

As a team, Southern Utah averages 76.4 points per game while allowing 79.3 for a -2.9 scoring margin. The Thunderbirds shoot 45.9 percent from the field and 35.0 percent from three-point range, averaging 7.6 made threes per contest. They average 36.3 rebounds per game and hold a +0.6 rebounding margin.

Southern Utah's size up front is anchored by 7-foot senior Kai Burdick and Isaiah Cottrell, as the Thunderbirds average 4.3 blocks per game as a team.

Turnovers have been a key factor for SUU, as the Thunderbirds average 14.3 turnovers per game and hold a -3.4 turnover margin on the season. However, they committed just nine turnovers in Saturday's win over Utah Tech and outrebounded the Trailblazers 41-24 in the victory.

SERIES HISTORY VS. THE THUNDERBIRDS

Thursday's matchup marks the 19th all-time meeting between Utah Valley and Southern Utah in a series that began on Nov. 29, 2006. Utah Valley holds a 10–8 advantage in the all-time series.

The two teams have split the first two meetings this season. Utah Valley earned an 89–72 win on Jan. 8 in Orem before Southern Utah responded with an 84–70 victory on Jan. 21 in Cedar City.

Utah Valley is 6–2 all-time against Southern Utah in games played in Orem and 4–5 in Cedar City. The Wolverines hold a 6–2 edge in WAC regular-season meetings.

Utah Valley's largest margin of victory in the series was a 100–59 home win on March 1, 2025, while the smallest margin of victory was a 70–68 road win in Cedar City on Feb. 15, 2025. The average score in the series is 75.7 points per game, with 1,363 total points scored across the 18 meetings.

All-Time Results (UVU leads 10–8)

1/21/2026 – Southern Utah def. Utah Valley, 84–70 (Cedar City, Utah)
1/8/2026 – Utah Valley def. Southern Utah, 89–72 (Orem, Utah)
3/1/2025 – Utah Valley def. Southern Utah, 100–59 (Orem, Utah)
2/15/2025 – Utah Valley def. Southern Utah, 70–68 (Cedar City, Utah)
2/17/2024 – Utah Valley def. Southern Utah, 78–75 (Cedar City, Utah)
1/6/2024 – Utah Valley def. Southern Utah, 80–62 (Orem, Utah)
3/10/2023 – Southern Utah def. Utah Valley, 89–88 (Las Vegas, Nevada)
2/11/2023 – Utah Valley def. Southern Utah, 90–83 (Orem, Utah)
1/26/2023 – Southern Utah def. Utah Valley, 79–67 (Cedar City, Utah)
12/8/2021 – Southern Utah def. Utah Valley, 60–56 (Cedar City, Utah)
12/29/2020 – Southern Utah def. Utah Valley, 81–71 (Orem, Utah)
12/7/2019 – Southern Utah def. Utah Valley, 73–72 (Cedar City, Utah)
12/5/2015 – Southern Utah def. Utah Valley, 68–54 (Orem, Utah)
11/22/2014 – Utah Valley def. Southern Utah, 85–75 (Cedar City, Utah)
12/20/2008 – Utah Valley def. Southern Utah, 78–72 (Orem, Utah)
12/15/2007 – Utah Valley def. Southern Utah, 91–88 (2OT) (Cedar City, Utah)
12/22/2006 – Utah Valley def. Southern Utah, 64–55 (Orem, Utah)
11/29/2006 – Southern Utah def. Utah Valley, 68–60 (Cedar City, Utah)

Todd Phillips

Head Coach
3rd Season at UVU
3rd Season Overall

Overall Record	*63-32*
UVU Record	*Same*
Overall WAC Record	*38-14*

Todd Phillips enters his third season as the head coach of the Utah Valley University men's basketball program and his seventh season overall with the Wolverines. Phillips signed a two-year contract extension in May 2025, securing his position through the 2027–28 season.

Phillips owns a 41-25 overall record in his first two seasons at the helm, including an impressive 26-10 mark in Western Athletic Conference play–the most wins by a head coach in their first two seasons in UVU's Division I history. In 2024–25, he guided Utah Valley to a 25-9 record, a dominant 15-1 league mark, and the outright WAC regular season championship–the program's fourth overall and second outright title. The Wolverines earned the No. 1 seed in the 2025 WAC Tournament and advanced to their first-ever championship game. UVU also made its third all-time appearance in the National Invitation Tournament (NIT), finishing the season ranked No. 19 in the CollegeInsider.com Mid-Major Top-25 poll.

Phillips was named the 2025 WAC Coach of the Year and was a finalist for the Hugh Durham National Coach of the Year award, given annually to the nation's top mid-major head coach. His team earned numerous postseason honors, including WAC Player of the Year (Dominick Nelson), WAC Defensive Player of the Year (Carter Welling), two All-WAC Second Team selections (Welling, Tanner Toolson), and a WAC All-Freshman Team nod (Jackson Holcombe).

Under Phillips' leadership, UVU ranked among the top defensive teams in the country, finishing fifth nationally in blocks per game (5.6), 25th in defensive rebounds per game (27.35), and 41st in rebounds per game (38.21). The Wolverines also led the WAC in field goal percentage (46.8%), assists per game (15.6), and rebound margin (+4.9). Utah Valley went a perfect 12-0 at the UCCU Center in 2024–25, finishing the year with the nation's eighth-longest active home win streak.

In his first season as head coach in 2023–24, Phillips led the Wolverines to a 16-16 record–setting a new UVU record for most wins by a first-year head coach. UVU went 11-9 in league play, also the most WAC wins by a first-year head coach in program history, and finished tied for fourth in the conference standings. The Wolverines closed the regular season by winning seven of their final eight games, including a road sweep of Tarleton State and Abilene Christian. Phillips also guided UVU to a runner-up finish at the 2023 Jacksonville Classic and a 4-2 record against in-state foes, with wins over Weber State, Utah Tech, and two over Southern Utah. Osiris Grady earned All-WAC Freshman Team honors under Phillips' mentorship.

Prior to becoming head coach, Phillips served four seasons under Mark Madsen, including two as associate head coach. During that time, he helped lead UVU to two WAC regular season titles (2020–21, 2022–23) and a 70-51 record over four seasons. The 2022–23 squad posted a school-record 28 wins, went 15-3 in WAC play, and reached the NIT semifinals after wins over New Mexico, Colorado, and Cincinnati. UVU finished that season ranked No. 10 in the CollegeInsider.com Mid-Major poll and posted its highest-ever end-of-season NET (58) and KenPom (64) rankings.

Phillips has coached some of the most decorated players in UVU history, including Aziz Bandaogo and Fardaws Aimaq–both WAC Defensive Players of the Year and All-District honorees. Aimaq was also the second player in program history to be named WAC Player of the Year and was the national leader in rebounding in 2020–21.

Before joining UVU, Phillips was the head coach at Salt Lake Community College (2011–19), where he compiled a 205-58 record and led SLCC to the 2016 NJCAA National Championship. He was named the NJCAA National Coach of the Year and mentored NJCAA Tournament MVP Conner Toolson. His SLCC tenure also included four NJCAA Tournament appearances, four Region 18 Tournament titles, and three SWAC Coach of the Year honors.

Phillips began his coaching career with eight seasons as an assistant at Westminster College, helping guide the Griffins to eight 20-win seasons and six NAIA Tournament berths. As a player, Phillips competed at Snow College before finishing his career at Lewis-Clark State.

He and his wife, Bobbi, are both originally from Boise, Idaho, and have two children: daughter Kinzi and son Zach.

CAREER HIGHLIGHTS
- WAC Coach of the Year (2025)
- Hugh Durham Award Finalist (2025)
- NIT Appearance (2024–25)
- WAC Regular Season Champion (2020–21, 2022–23, 2024–25)
- NIT Semifinals (2022–23)
- NJCAA National Champion (2015–16)
- NJCAA Coach of the Year (2016)
- Three SWAC Coach of the Year awards
- Four NJCAA Tournament appearances
- Four Region 18 Tournament titles

EDUCATION
1995–97 – Snow College (A.S.)
1997–99 – Lewis-Clark State (B.S., Education, Kinesiology)
2001–03 – University of Utah (M.S., Education Administration)

COACHING CAREER
2000–08 – Assistant Coach, Westminster College
2008–11 – Assistant Coach, Salt Lake Community College
2011–19 – Head Coach, Salt Lake Community College
2019–21 – Assistant Coach, Utah Valley
2021–23 – Associate Head Coach, Utah Valley
2023–present – Head Coach, Utah Valley

YEAR-BY-YEAR

Year	School	Overall	WAC Record
2023-24	Utah Valley	16-16	11-9
2024-25	Utah Valley	25-9	15-1
2025-26	Utah Valley	22-7	12-4
Overall		63-32	38-14

Quoting Phillips....

ON MARCH PRESSURE AND CONTROLLING WHAT MATTERS
"This is the fun time of year. It's stressful. Every game matters. But for us it's simple – control what we can control. We've got two big road games and a chance to win this thing outright. That's where our focus is."

ON WINNING THE LEAGUE OUTRIGHT
"We've put ourselves in position. Now it's about finishing. You don't get many chances to win a league outright. That's what's in front of us."

ON PLAYER-LED CULTURE
"We talk about culture all the time. You don't build it overnight – especially in this era. We lost four starters last year, but we had guys in our system who were ready. Jackson Holcombe was fighting for minutes a year ago. Now he's our go-to guy. Trevan's been here four years. Those guys have been through the fire. That matters."

ON DEVELOPING INSTEAD OF JUST REPLACING
"We kind of live by 'built, not bought.' You have to develop guys in your system. It's easy to say we've got to go get better in the portal. But if you develop the right guys, it pays huge dividends."

ON HOLCOMBE'S IMPACT
"He fills every category; scoring, rebounding, steals. That's what makes him special. He's not just one-dimensional. He impacts winning."

ON HOME-COURT DOMINANCE
"We're undefeated the last two years at home. That's something we're really proud of. Winning helps. Our administration has worked hard to make games an experience. It's not just come watch basketball – it's come be part of something."

ON KEEPING FORMER PLAYERS CONNECTED
"Even when guys leave, this place is still home for them. We've had a bunch of former players back in our gym in the summer. That relationship doesn't change. I understand the business side. But what we build here is bigger than just one season."

Todd Phillips Coaches Show Wolverine Sports Network

Tune in and listen to Utah Valley head coach Todd Phillips each Monday night at 6 p.m. on the Wolverine Sports Network. Phillips will join Brice Larson each week to discuss UVU hoops. A weekly podcast of the show will also be available on the ESPN The Fan podcast. Larson will also host the pregame/halftime/postgame and handle commentary for UVU's games this season. The Wolverine Sports Network (960 AM/103.9 FM in Utah Country and on 98.3 FM and 105.1 FM HD2) will also be the broadcast home of UVU's games this season. Jim McCulloch returns for his 16th season to handle the play-by-play duties for UVU basketball.

WOLVERINE
SPORTS NETWORK

BACK-TO-BACK 20-WIN CAMPAIGNS HIGHLIGHT UVU'S SUSTAINED ASCENT

With its win over Abilene Christian on Feb. 28, Utah Valley improved to 22-7 overall and continued one of the most successful stretches in program history. The Wolverines have now secured their third 20-win season in the last four years and have posted back-to-back 20-win campaigns.

Utah Valley's sustained success includes a National Invitation Tournament (NIT) semifinal run in 2023, an NIT appearance in 2025, and continued contention at the top of the WAC standings this season as the Wolverines pursue an outright conference championship.

The Wolverines reached the 20-win mark for the fifth time during the NCAA Division I full-status era and now own 10 total 20-win seasons since beginning the Division I transition in 2003 – five during the provisional/transition era (2003–08) and five during the NCAA Division I full-status era (2009–present).

2003–04: 23–7 (Provisional / Transition Era)
2004–05: 25–6 (Provisional / Transition Era)
2005–06: 20–11 (Provisional / Transition Era)
2006–07: 22–9 (Provisional / Transition Era)
2007–08: 23–8 (Provisional / Transition Era)
2013–14: 20–12
2017–18: 23–12
2022–23: 28–9
2024–25: 20–12
2025–26: 22–7 (current)

UVU RANKED NO. 12 IN COLLEGEINSIDER.COM MID-MAJOR TOP 25

Utah Valley checks in at No. 12 in the latest CollegeInsider.com Mid-Major Top 25 poll, released March 2. The Wolverines moved up five spots from No. 17 following their recent conference wins and continue to climb in the national mid-major conversation.

UVU is 22-7 overall and currently sits atop the WAC standings entering the final week of the regular season. The Wolverines have now spent multiple weeks ranked in the poll this season.

Utah Valley joins nationally recognized mid-major programs such as Gonzaga, Saint Mary's, Liberty and others in the weekly rankings. The CollegeInsider.com Mid-Major Top 25 includes teams from 22 conferences, including the Western Athletic Conference, and is voted on by a panel of Division I head coaches.

HISTORIC PACE: UVU POSTS ONE OF THE BEST 29-GAME MARKS IN PROGRAM HISTORY

At 22–7 through 29 games this season, Utah Valley owns one of the best records through 29 contests in program history during the NCAA Division I era. Only the 2022–23 team posted a better mark through 29 games, going 24–5.

The 2025–26 squad remains ahead of the 2017–18 and 2024–25 teams, which both stood at 19–10 through 29 games.

Utah Valley opened the season 10–3 in non-conference play and has moved into sole possession of first place in the WAC standings at 12–4 entering the final stretch of league action. The Wolverines are also a perfect 15–0 at home this season and have won 27 straight games at the UCCU Center.

Best Records Through 29 Games (Full NCAA Division I Era)
2022–23: 24–5
2025–26: 22–7
2017–18: 19–10
2024–25: 19–10

UVU'S RECORD WHEN

22-7	Overall
15-0	Home
4-7	Road
3-0	Neutral
12-4	WAC
20-2	Leading at Half
2-5	Trailing at Half
0-0	Tied at Half
0-0	Overtime
19-2	Has more rebounds
3-4	Has less rebounds
0-1	Rebounds are equal
22-0	Higher shooting percentage
0-7	Lower shooting percentage
15-3	Fewer turnovers
5-4	More turnovers
2-0	Turnovers are equal
0-1	Games Decided by 3 Points or Less
6-2	Games Decided by 4-9 Points
9-3	Games Decided by 10-19
3-1	Games Decided by 20-29 Points
4-0	Games Decided by 30 Points or More
0-0	Scores 59 Points or Less
4-2	Scores 60-69 Points
6-5	Scores 70-79 Points
6-0	Scores 80-89 Points
4-0	Scores 90-99 Points
2-0	Scores 100 Points or More
9-0	Opponent Scores 59 Points or Less
5-0	Opponent Scores 60-69 Points
7-3	Opponent Scores 70-79 Points
1-3	Opponent Scores 80-89 Points
0-0	Opponent Scores 90-99 Points
0-1	Opponent Scores 100 Points or More
5-2	November
6-1	December
6-3	January
6-1	February
0-0	March
1-0	Monday
2-0	Tuesday
5-2	Wednesday
6-1	Thursday
0-0	Friday
8-4	Saturday
0-0	Sunday
3-3	Black Uniforms
17-0	White Uniforms
2-4	Green Uniforms

ELITE COMPANY: LEONHARDT 1-OF-1 WITH 11/5/5/2 LINE

Utah Valley junior guard Trevan Leonhardt continues to put together one of the most complete statistical seasons in college basketball. Through 29 games, Leonhardt is averaging 11.8 points, 5.3 rebounds, 5.9 assists and 2.1 steals per game while shooting 50.2 percent from the field.

Leonhardt is currently the only Division I player in the nation averaging at least 11.0 points, 5.0 rebounds, 5.0 assists and 2.0 steals per game, making him truly 1-of-1 nationally in the 11/5/5/2 category this season.

He leads the WAC in total assists (172) and ranks among the conference leaders in assists per game, steals and assist-to-turnover ratio. Leonhardt's ability to impact the game on both ends of the floor has been a major factor in Utah Valley's success this season, as he continues to fill the stat sheet while serving as the Wolverines' floor general.

WOLVERINES FINISH HOME SLATE PERFECT WITH 74-67 WIN OVER ACU

Trevan Leonhardt scored 16 points and Isaac Davis added 15 as Utah Valley closed out its home schedule with a 74-67 win over Abilene Christian on Saturday afternoon at the UCCU Center. The victory capped a perfect 15-0 home campaign for the Wolverines and extended the program's home win streak to 27 straight games. Utah Valley improved to 22-7 overall and 12-4 in WAC play, using a balanced offensive attack and timely defensive stops down the stretch to hold off the Wildcats and secure sole possession of first place entering the final week of the regular season.

NUMBERS DON'T LIE: WOLVERINES POSTING ELITE NATIONAL MARKS

Utah Valley continues to rank among the national leaders through games of March 2, including No. 6 nationally in assists per game (18.8), No. 6 in steals per game (9.8), No. 6 in turnovers forced per game (15.55), No. 8 in blocks per game (5.8), No. 12 in field-goal percentage (50.4%), No. 21 in scoring margin (+13.1), No. 28 in scoring defense (67.0), No. 29 in field-goal percentage defense (40.6%), No. 29 in effective field-goal percentage (.560), No. 35 in rebound margin (+5.7), and No. 31 in winning percentage (.759). Utah Valley also ranks first in the WAC in assists per game, blocks per game, scoring margin, scoring defense, field-goal percentage, field-goal percentage defense, effective field-goal percentage, and assist-to-turnover ratio.

Trevan Leonhardt ranks No. 25 nationally in total assists (172) and No. 25 in assists per game (5.9), while also ranking No. 20 nationally in steals per game (2.14). Jackson Holcombe ranks No. 10 nationally in steals per game (2.38), No. 9 in total steals (69), No. 54 in double-doubles (8), No. 67 in field-goal percentage (54.1%), and No. 133 in rebounds per game (7.2). Tyler Hendricks ranks No. 239 nationally in three-pointers per game (2.14) and No. 258 in total three-pointers made (60).

NET SNAPSHOT: UTAH'S NO. 3 TEAM, WAC'S NO. 1 TEAM

Utah Valley checks in at No. 83 in the latest NCAA NET rankings through games of March 2, ranking third among Division I programs in the state of Utah. The Wolverines trail BYU (No. 23) and Utah State (No. 26), while sitting ahead of Utah (No. 123), Utah Tech (No. 172), Weber State (No. 194), and Southern Utah (No. 273).

Among Western Athletic Conference programs, Utah Valley owns the league's top NET position at No. 83. The Wolverines sit ahead of California Baptist (No. 112), UT Arlington (No. 166), Utah Tech (No. 172), Tarleton State (No. 221), Abilene Christian (No. 229), and Southern Utah (No. 273).

UVU KENPOM PROFILE

Utah Valley checks in at No. 85 in the latest KenPom ratings with a 22–7 record through games of March 2. The Wolverines own a 112.5 adjusted offensive efficiency (No. 119 nationally) and a 102.9 adjusted defensive efficiency (No. 57), while playing at a 68.9 adjusted tempo (No. 93). Offensively, UVU ranks No. 46 nationally in effective field-goal percentage (55.0%), No. 29 in two-point percentage (57.6%), No. 16 in assist rate (62.2%), and No. 41 in offensive rebounding percentage (35.3%). Defensively, the Wolverines continue to generate disruption, ranking No. 8 nationally in defensive turnover percentage, No. 15 in block rate, and No. 6 in steal rate.

THE VALLEY FORTRESS: 27 STRAIGHT HOME WINS, FIFTH-LONGEST ACTIVE STREAK IN THE NATION

Utah Valley owns a 104–20 (.839) home record since March 4, 2017, and a 255–66 (.794) all-time mark at the UCCU Center. The Wolverines have won 27 straight home games, extending the program record and holding the fourth-longest active home winning streak in NCAA Division I.

Utah Valley went a perfect 12–0 at home last season – the first undefeated home season in program history – and has followed it with a 15–0 home mark in 2025–26.

Through 15 home games this season, Utah Valley is averaging 85.1 points per game while allowing just 62.8, posting a +22.3 scoring margin. UVU is shooting 52.8 percent from the field while holding opponents to 38.2 percent shooting at the UCCU Center.

The Wolverines have won 53 of their last 57 and 61 of their last 67 home games overall.

Active Division I Home Win Streaks

1. Duke - 31
T2. Miami (OH) - 30
T2. Akron - 30
4. Utah Valley - 27
5. Saint Mary's - 26
6. McNeese - 25
7. Saint Louis - 21
8. California Baptist - 18
9. North Carolina - 17
10. Gonzaga - 15

UTAH VALLEY NBA CONNECTIONS

Utah Valley features a pair of unique NBA ties. Sophomore guard Tyler Hendricks is the twin brother of NBA forward Taylor Hendricks, who was selected ninth overall in the 2023 NBA Draft and was traded this week to the Memphis Grizzlies after beginning his career with the Utah Jazz.

Meanwhile, sophomore forward Jackson Holcombe is the nephew of Ashley Smith and Ryan Smith, owners of the Utah Jazz. Ashley is Holcombe's mother's sister, providing the family connection to the franchise.

LEONHARDT CLIMBING UVU CAREER ASSISTS AND STEALS CHARTS

Redshirt junior guard Trevan Leonhardt continues to rise up Utah Valley's career leaderboards, now ranking No. 2 all-time in assists (386) and No. 2 all-time in steals (151) through 96 career games. He trails only Holton Hunsaker on both career lists.

Leonhardt set the UVU single-season assists record last season with 178 assists while helping lead Utah Valley to the outright WAC regular-season championship and a National Invitation Tournament (NIT) appearance. He currently ranks fourth all-time in assists per game (4.0) and third all-time in steals per game (1.57) among qualifiers (50+ career games).

Leonhardt remains within striking distance of both career records. He is 48 assists shy of tying and 49 assists shy of breaking Holton Hunsaker's all-time assists record of 434. On the steals list, Leonhardt is six steals away from tying and seven steals away from breaking Hunsaker's career steals record of 157.

UTAH VALLEY CAREER ASSISTS
1. Holton Hunsaker – 434 (2010–14)
2. Trevan Leonhardt – 386 (2022–26)
3. Trey Woodbury – 299 (2019–23)
4. Brandon Randolph – 285 (2016–18)
5. Ryan Toolson – 282 (2003–04, 2006–09)
6. Marcel Davis – 276 (2014–16)
7. Blaze Nield – 267 (2020–23)
8. TJ Washington – 265 (2018–20)
9. Jordan Swarbrick – 262 (2007–11)
10. Zach Nelson – 246 (2010–11, 2013–18)

UTAH VALLEY CAREER STEALS
1. Holton Hunsaker – 157 (2010–14)
2. Trevan Leonhardt – 151 (2022–26)
3. Conner Toolson – 135 (2016–19)
4. Ben Aird – 110 (2010–14)
5. Ronnie Price – 108 (2003–05)
6. Jordan Swarbrick – 106 (2007–11)
7. Ryan Toolson – 100 (2003–04, 2006–09)
8. Chris Bailey – 94 (2005–07)
9. Josh Olsen – 80 (2006–09)
10. Trey Woodbury – 76 (2019–23)

HOLCOMBE NAMED TO LOU HENSON AWARD WATCH LIST

Utah Valley redshirt sophomore forward Jackson Holcombe has been named to the 2025–26 Lou Henson Award Watch List, presented annually to the top mid-major player in Division I men's basketball. Through 29 games, Holcombe leads UVU in scoring (15.4 ppg), rebounding (7.2 rpg), steals (69), blocks (41), and double-doubles (8), while ranking second on the team in assists (104).

Holcombe ranks No. 9 nationally in total steals (69) and No. 10 nationally in steals per game (2.38), while also ranking No. 54 nationally in double-doubles. He sits No. 67 nationally in field-goal percentage (54.1%) and No. 133 nationally in rebounds per game. Holcombe also ranks among the WAC leaders in scoring, rebounding, field-goal percentage, and defensive categories, continuing to anchor Utah Valley on both ends of the floor.

CENTURY MARK RARITY: BOISE STATE BECOMES JUST FIFTH OPPONENT TO HIT 100 ON UVU

Boise State's 101–77 win on Nov. 8, 2025 marks the first time since 2016 and just the fifth time in program history that Utah Valley has allowed 100 or more points in a game.

Nov. 08, 2025	Boise State def. Utah Valley, 101-77
Nov. 26, 2016	Utah Valley def. BYU, 114-101
Dec. 22, 2015	UNC Wilmington def. Utah Valley, 102-77
Jan. 29, 2009	Utah Valley def. Chicago State, 123-121 (4OT)
Dec. 28, 2004	Oral Roberts def. Utah Valley, 113-68

RETURNING CORE

Utah Valley returns six players from last season's 25-win squad, including starter Trevan Leonhardt, who averaged 5.8 points, 4.4 rebounds, and 5.2 assists per game while breaking the UVU single-season assists record (178) and ranking fifth nationally in assist-to-turnover ratio (3.36).

Hayden Welling returns after averaging 4.6 points and 2.1 rebounds per game, shooting 41.4% from the field and 30.2% from three. Noah Taitz contributed 5.5 points, 2.3 rebounds, and 1.5 assists per game, appearing in all 34 contests and providing veteran backcourt leadership. Jackson Holcombe saw action in 28 games as a true freshman, averaging 1.8 points and 1.2 rebounds in limited minutes.

The Wolverines also bring back a pair of redshirts in Tyler Weaver and Tyler Medaris, who gained valuable experience last season while developing within the program's system.

NEW FACES IN THE VALLEY

Utah Valley welcomes nine newcomers to the 2025–26 roster, including transfers Isaac Davis (Utah State), Sherman Weatherspoon VI (Frank Phillips College), AJ Riggs (Fort Lewis College), Braden Housley (Utah State), Tyler Hendricks (Western Illinois), Isaac Hawkins (College of Southern Idaho), AJ Dixon (Western Illinois), and Joul Karram (Utah). The Wolverines also add freshman guard Jaxson Roberts from Corner Canyon High School in Draper, Utah.

2024-25 SEASON RECAP

Utah Valley capped a 25–9 season with a 15–1 WAC mark to claim the outright regular season title and No. 1 seed, advanced to its first WAC Tournament championship game after wins over Utah Tech and Seattle U, and posted the first undefeated home season in program history at 12–0 with a 20-plus average scoring margin. The Wolverines rattled off two separate 10-game win streaks and won 20 of their final 22 contests, headlined by a hardware haul that included WAC Player of the Year Dominick Nelson, WAC Defensive Player of the Year Carter Welling, and WAC Coach of the Year Todd Phillips (also a Hugh Durham finalist), with Tanner Toolson (Second Team) and Welling (Second Team/All-Defensive) earning all-league honors. Trevan Leonhardt broke the single-season assists record with 178 and ranked among national leaders in assist-to-turnover ratio, while UVU earned its third NIT berth and finished No. 19 in the CollegeInsider.com Mid-Major Top-25 before falling at San Francisco in the first round.

UTAH VALLEY UNIVERSITY INSTITUTIONAL NOTES

UVU is the largest university in the State of Utah, with an enrollment of 46,809.

With roots as a technical trade school, and later a community college, UVU has been a University for just 16 years. UVU is a dual mission University – an integrated community college and university.

UVU is an open admissions University.

Nearly half of UVU's students are enrolled in online or hybrid classes. (Hybrid is a mixture of face-to-face and online classes.)

UVU has seen a steady growth in engineering and technology grads in the past four years.

UVU celebrated the opening of a new state-of-the-art engineering building in 2025 to accommodate the growth.

Utah Valley opened a new $30 million state-of-the-art Soccer Stadium (UCCU Stadium) in 2025.

UVU has small class sizes; with the average size of 23 students.

The university has 20 master's degrees, 110 bachelor's degrees, 65 associate degrees and 109 certificate programs.

41% of UVU's students are first generation college students – meaning they are the first in their family to attend college.

UVU is focused on engaged learning. Last year, more than 3,000 of its students participated in internships, and it has an active partnership with Silicon Slopes.

77% of UVU alumni stay in Utah 10 years after graduation. Investing in UVU students is an investment in Utah's future.

UVU just launched the Applied Artificial Intelligence Institute to help students embrace and learn AI so they succeed in college and are prepared for the workforce.

Over 50% of online students live within 30 miles of campus.

GAME RECAPS

UTAH VALLEY HOLDS OFF TARLETON STATE 79-72 AT HOME

Isaac Davis scored a career-high 24 points to lead five Wolverines in double figures as Utah Valley held off Tarleton State for a 79–72 win Thursday night at the UCCU Center, extending the program's home win streak to 26 games. Utah Valley improved to 21–7 overall and remained atop the WAC standings at 11–4 in league play. Tyler Hendricks added 12 points, while Jackson Holcombe and Trevan Leonhardt each scored 11 as the Wolverines shot 50 percent from the field and controlled the paint, outscoring the Texans 44–32 to secure the victory.

UVU RALLIES PAST UT ARLINGTON FOR ROAD WIN

Utah Valley used a dominant second-half effort to secure a 66–55 road win over UT Arlington on Feb. 22 at College Park Center in Arlington, Texas. The Wolverines erased a five-point halftime deficit by outscoring the Mavericks 39–23 over the final 20 minutes to earn the key WAC road victory.

Jackson Holcombe recorded a 19-point, 10-rebound double-double to lead Utah Valley, while Trevan Leonhardt added a 13-point, 10-rebound double-double and helped control the game on both ends of the floor. UVU leaned on its interior play, finishing with a 46–24 advantage in points in the paint.

Utah Valley dominated the glass, pulling down 23 offensive rebounds – the second-most in a single game in program history – and finished with a 48–35 overall rebounding edge. The Wolverines held UT Arlington to just 23 second-half points while limiting the Mavericks to 33.3 percent shooting after halftime.

The win improved Utah Valley to 20–7 overall and kept the Wolverines in sole possession of first place in the WAC standings at 10–4 in league play.

UVU DOMINATES CBU TO TAKE SOLE POSSESSION OF FIRST

Utah Valley turned in one of its best defensive performances of the season in a 65–46 win over California Baptist on Feb. 19 at the UCCU Center. The Wolverines used a strong second-half run to pull away and extend their home win streak to 25 games.

Isaac Davis led Utah Valley with 14 points, while Tyler Hendricks added 12 and Isaac Hawkins chipped in 10 off the bench. Trevan Leonhardt filled the stat sheet with nine points, eight assists, four rebounds and two steals as UVU controlled the game on both ends of the floor.

Utah Valley held CBU to just 29.3 percent shooting and limited the Lancers to nine free-throw attempts after CBU scored 47 points in the paint and earned 28 free throws in the teams' previous meeting. The Wolverines also owned a 36–22 advantage in points in the paint and outrebounded the Lancers 40–36.

The win moved Utah Valley to 19–7 overall and into sole possession of first place in the WAC standings at 9–4 in league play.

COMEBACK FALLS SHORT AT UTAH TECH

Utah Valley erased a 21-point second-half deficit but came up just short in an 81–77 road loss at Utah Tech on Feb. 12 in the Old Hammer Rivalry. The Wolverines trailed 42–25 at halftime and fell behind by as many as 21 early in the second half before mounting a furious comeback.

Jackson Holcombe led UVU with 20 points, while Trevan Leonhardt added 15 points and six assists. Utah Valley trimmed the deficit to 79–77 with 17 seconds remaining after a Leonhardt steal and conversion, but Utah Tech secured a key offensive rebound on a missed 1-and-1 and sealed the game at the line. The Wolverines shot 52.5 percent from the field and held a 48–28 edge in points in the paint. The loss moves Utah Valley to 18–7 overall and 8–4 in WAC play.

UVU DOWNS UT ARLINGTON, 81-60

Utah Valley earned an 81–60 homecoming win over UT Arlington on Feb. 7 at the UCCU Center, extending its program-record home win streak to 24 games. Tyler Hendricks led the way with 18 points on a perfect 7-of-7 shooting night, including 4-of-4 from three-point range, while Isaac Hawkins added 14 points. The Wolverines used a strong close to the first half to build a 42–31 lead and then broke the game open with a 15–2 run early in the second half. UVU shot 52.1 percent from the field, 47.8 percent from three, and 20-of-22 (90.9 percent) from the free throw line while holding UT Arlington to just 1-of-9 from beyond the arc. Trevan Leonhardt added 12 points, six assists, and five steals as Utah Valley improved to 18–6 overall and 8–3 in WAC play.

UVU DOWNS UT ARLINGTON, 81-60

Utah Valley earned an 81–60 homecoming win over UT Arlington on Saturday at the UCCU Center, extending its program-record home win streak to 24 games. Tyler Hendricks led the way with 18 points on a perfect 7-of-7 shooting night, including 4-of-4 from three-point range, while Isaac Hawkins added 14 points. The Wolverines used a strong close to the first half to build a 42–31 lead and then broke the game open with a 15–2 run early in the second half. UVU shot 52.1 percent from the field, 47.8 percent from three, and 20-of-22 (90.9 percent) from the free throw line while holding UT Arlington to just 1-of-9 from beyond the arc. Trevan Leonhardt added 12 points, six assists, and five steals as Utah Valley improved to 18–6 overall and 8–3 in WAC play.

SECOND-HALF SURGE POWERS UVU TO RECORD 23RD STRAIGHT HOME WIN

Utah Valley used a dominant second-half surge to defeat Abilene Christian 68–55 on Thursday night at the UCCU Center, improving to 17–6 overall and 7–3 in WAC play while extending its program-record home winning streak to 23 games. Tyler Hendricks scored a game-high 18 points, including 12 after halftime, and Jackson Holcombe added 12 points, eight rebounds, five steals and three blocks as UVU shot 64 percent in the second half to pull away. After leading just 26–24 at the break in a defensive first half, the Wolverines opened the second half on a 14–5 run and later used a 15–5 surge to stretch the margin to 26 points. Utah Valley finished the night shooting 51 percent from the field, outrebounding ACU 32–28 and dominating the paint 42–14 to secure its fourth-longest active home win streak in the nation.

SECOND-HALF SURGE IN STEPHENVILLE PROPELS UVU TO 83-55 WIN AT TARLETON STATE

Utah Valley erased an 11-point first-half deficit and pulled away in the second half to defeat Tarleton State 83–55 on Jan. 29 at EECU Center. The Wolverines closed the opening half on a 14–0 run to take a 35–32 lead into the break, then used a decisive 20–6 surge midway through the second half to seize control for good. Trevan Leonhardt led the way with 20 points on 9-of-13 shooting, while Isaac Davis added 17 points on a perfect 7-of-7 night from the floor, including a highlight-reel dunk on an out-of-bounds play. UVU shot 55.6 percent from the field, knocked down eight threes, held Tarleton to 28.3 percent shooting, and dominated the paint 38–16 in improving to 16–6 overall and 6–3 in WAC play.

HOLCOMBE DOUBLE-DOUBLE NOT ENOUGH IN OVERTIME SET-BACK AT CBU

Utah Valley staged multiple late rallies behind a 22-point, 10-rebound double-double from Jackson Holcombe, but California Baptist controlled overtime as the Wolverines fell 78–71 on Jan. 24 at Fowler Events Center. UVU led 28–24 at halftime and briefly went in front 65–63 on three late free throws from Tyler Hendricks, but CBU's Dominick Daniels forced overtime with a tying bucket in the final seconds before finishing with a program-record 47 points to lift the Lancers. Isaac Davis scored 18 points on 7-of-11 shooting for UVU (15–6, 5–3 WAC), which dropped back-to-back games for the first time this season despite a 38–36 edge in paint points. The Lancers (15–6, 5–3 WAC) moved to 10–0 at home with their fifth straight win.

UTAH VALLEY FALLS AT SOUTHERN UTAH, 84-70

Utah Valley fell 84–70 at Southern Utah on Jan. 21 despite a career-high 26 points and 13 rebounds from Jackson Holcombe. The Wolverines erased an early deficit to trail just 35–34 at halftime and briefly led 44–42 early in the second half before SUU used a 13–3 run to take control. UVU pulled within 75–70 behind nine straight points from Holcombe in the final three minutes, but the Thunderbirds closed on an 8–0 run to seal the win. Utah Valley shot 37.1 percent from the field and 6-of-26 from three, while Southern Utah hit 12 threes and shot 50.9 percent overall. Trevan Leonhardt added 14 points, five rebounds, and four assists, and Isaac Hawkins chipped in 10 points off the bench.

WOLVERINES BLITZ UTAH ARLINGTON IN FIRST-PLACE SHOW-DOWN

Utah Valley earned a key WAC victory on Jan. 17, defeating UT Arlington, 86–74, in Orem in a matchup of teams tied for first place in the league standings. The Wolverines opened with a dominant 28–8 surge and led 46–28 at halftime, holding off a second-half push from the Mavericks before closing on a decisive 17–4 run to put the game away. Five Wolverines finished in double figures, led by Jackson Holcombe's 16 points, while Trevan Leonhardt added 14 points, nine rebounds, six assists, and three steals. UVU shot 53.3% from the field, outscored UTA 54–32 in the paint, and improved to 15–4 overall and 5–1 in WAC play while extending its home win streak to 22 games, tied for the longest in program history.

LEONHARDT AND DAVIS HAVE CAREER NIGHTS IN WIN OVER UTAH TECH ON JAN. 10

Utah Valley extended its home win streak to 21 games with a 92–76 victory over Utah Tech in the Old Hammer Rivalry on Jan. 10 at the UCCU Center, improving to 14–4 overall and 4–1 in WAC play. After taking a 31–30 lead into halftime, the Wolverines used a decisive 14–2 second-half surge to build a double-digit advantage and never trailed again. Trevan Leonhardt posted a career-high 26 points on 9-of-12 shooting with seven assists, while Isaac Davis added a career-best 23 points on 7-of-9 shooting and a perfect 9-of-9 at the line. Utah Valley shot 50.0 percent from the field, held a 46–36 edge in paint points, and received double-figure scoring from Hayden Welling (12) and Tyler Hendricks (11). Utah Tech dropped to 9–9 overall and 2–2 in league play with the loss.

WOLVERINES TOP SOUTHERN UTAH FOR 20TH STRAIGHT HOME VICTORY

Utah Valley extended its home win streak to 20 games with an 89–72 victory over Southern Utah on Jan. 8 at the UCCU Center. The Wolverines (13–4, 3–1 WAC) led wire-to-wire, taking a 46–39 advantage into halftime and breaking the game open with an 11–2 second-half run to go up 65–46. Jackson Holcombe finished with 23 points, nine rebounds, and five assists, while Tyler Hendricks added 14 points and five boards. UVU shot 54.5 percent from the field, held a 45–29 rebounding edge, and outscored the Thunderbirds 56–26 in the paint. Noah Taitz chipped in 11 points and Isaac Hawkins provided 10 points on 5-for-5 shooting off the bench. Southern Utah (4–12, 0–3 WAC) knocked down 11 threes but never trimmed the deficit inside single digits after the 10-minute mark.

STREAK HALTED AT ABILENE CHRISTIAN

Utah Valley saw its seven-game winning streak come to an end with an 85-68 loss at Abilene Christian on Jan. 3 at Moody Coliseum, despite shooting 51.1 percent from the field and 42.1 percent from three-point range. The Wolverines led early and trailed by just five midway through the second half before ACU used an 11-2 run to create separation. Utah Valley held a 29-27 rebounding edge but was outscored 46-32 in the paint and committed 22 turnovers that the Wildcats converted into 21 points. Tyler Hendricks led UVU with 15 points, while Jackson Holcombe added 12 points and six assists.

UTAH VALLEY PICKS UP GRITTY 91-85 WIN AT TARLETON STATE

Utah Valley picked up a hard-fought 91–85 road win at Tarleton State on Jan. 1 at EECU Arena, as Jackson Holcombe scored 22 points to lead five Wolverines in double figures. The Wolverines became the first visiting team to win in Tarleton State's new arena, snapping the Texans' 7–0 home start, while improving to 12–3 overall and 2–0 in Western Athletic Conference play. Utah Valley shot 54.7 percent from the field, won the rebounding battle 40–28, and outscored Tarleton State 44–34 in the paint, responding to multiple second-half runs before closing the game at the free-throw line to secure the physical WAC road victory.

UTAH VALLEY OPENS WAC PLAY WITH 73-66 WIN OVER CBU

Utah Valley opened Western Athletic Conference play with a 73–66 win over preseason league favorite California Baptist on Dec. 29 at the UCCU Center, as Jackson Holcombe scored a career-high 25 points to lead the Wolverines. Utah Valley improved to 11–3 overall and 1–0 in WAC play with the victory, extending its home winning streak to 19 games, tied for the fifth-longest active home streak in the nation. Trevan Leonhardt added 14 points and eight assists, and Utah Valley shot 53.6 percent from the field while holding California Baptist to just 3-of-13 shooting from three-point range.

UTAH VALLEY WRAPS UP NON-LEAGUE PLAY WITH 109-48 WIN OVER BETHESDA

Utah Valley closed non-conference play with a dominant 109–48 win over Bethesda on Dec. 20 at the UCCU Center. Jackson Holcombe led the way with a 16-point, 15-rebound double-double as the Wolverines placed six players in double figures and played all 13 available players. Utah Valley shot 55.1 percent from the field, held Bethesda to 25.9 percent shooting, dominated the glass 59–21, and outscored the Angel Lions 66–4 in the paint to secure its fifth straight win and improve to 10–3 overall heading into Western Athletic Conference play.

UTAH VALLEY PICKS UP 90-74 WIN OVER IN-STATE FOE WEBER STATE

Utah Valley extended its home winning streak to 17 games with a 90–74 victory over in-state rival Weber State on Dec. 17 at the UCCU Center. Tyler Hendricks matched a career high with 22 points to lead five Wolverines in double figures, while Jackson Holcombe added 18 points, six rebounds, and five assists. Utah Valley shot 58.6 percent from the field, totaled 23 assists, and scored 50 points in the paint, pulling away with a decisive 12–2 run late in the second half to seal the win. Isaac Hawkins delivered a career-high 15 points off the bench on a perfect 7-of-7 shooting, as the Wolverines improved to 9–3 overall and won their fourth straight game.

UTAH VALLEY CONTROLS UC SANTA BARBARA IN 68-53 SALT LAKE SLAM WIN

Utah Valley continued its strong run with a 68–53 neutral-site win over future Big West foe UC Santa Barbara on Dec. 13 at the Delta Center in the Salt Lake Slam. The Wolverines jumped out to a 9–0 lead, built a 37–15 halftime advantage, and never trailed in the contest while improving to 8–3 overall and winning for the sixth time in their last seven games. Hayden Welling led UVU with a game-high 18 points, while Tyler Hendricks added 13 and Noah Taitz finished in double figures with 12. Trevan Leonhardt flirted with a triple-double, posting eight points, nine rebounds, and 10 assists, and Jackson Holcombe pulled down a game-high 11 rebounds as Utah Valley held UCSB to 35.8 percent shooting and 23.1 percent from three-point range.

WOLVERINES GRIND OUT 73-69 WIN OVER IDAHO STATE

Utah Valley earned a hard-fought 73–69 win over Idaho State on Dec. 10 in Orem, extending the Wolverines' home winning streak to 16 games, the fifth-longest active streak in the nation. Isaac Davis and Jackson Holcombe each scored 18 points as UVU rallied from an early 12-point deficit and delivered a decisive 42–22 advantage in paint scoring while winning the rebounding battle 38–25. Noah Taitz secured the game-clinching rebound and free throws in the final seconds, helping the Wolverines improve to 7–3 and claim their fifth win in six outings.

HOLCOMBE NAMED WAC PLAYER OF THE WEEK ON DEC. 8

Redshirt sophomore forward Jackson Holcombe was named the Western Athletic Conference Player of the Week on Dec. 8 after leading Utah Valley to a strong two-game road stretch at San Diego State and Bowling Green. Holcombe averaged 18.0 points, 8.5 rebounds, and 5.0 assists while shooting 63.2 percent from the field and 66.7 percent at the foul line. He opened the week with 17 points, 10 rebounds, and five assists at SDSU for his fourth double-double of the season, then followed with 19 points, seven boards, five assists, and two steals in UVU's 82–71 win at Bowling Green. Holcombe has scored in double figures in every game this season and leads the Wolverines in scoring and rebounding.

UTAH VALLEY PICKS UP KEY ROAD WIN AT BOWLING GREEN ON DEC. 6

Utah Valley closed its six-game road swing with an impressive 82–71 win at Bowling Green, securing a key résumé-building victory over the Falcons, who entered the game with a NET ranking of 59 and were coming off a double-digit win at Kansas State. Four Wolverines scored in double figures, led by 19 points from Jackson Holcombe, 18 from Isaac Davis, and an 11-point, 11-rebound double-double from Tyler Hendricks. UVU forced Bowling Green into a season-high 20 turnovers and turned that into an 18–9 advantage in fastbreak points, while building a lead that grew to as many as 26 midway through the second half. The Wolverines controlled the game for nearly all 40 minutes, using efficient scoring inside, timely perimeter shooting, and a 15–2 first-half bench scoring edge.

WOLVERINES' LATE PUSH COMES UP SHORT IN 77-66 LOSS AT SAN DIEGO STATE

Utah Valley dropped a 77–66 road decision at San Diego State on Dec. 3 despite a 17-point, 10-rebound double-double from Jackson Holcombe. After falling behind by 14 in the first half, the Wolverines closed the gap to 33–32 at halftime and later pulled within 67–64 with 3:23 to play, but SDSU closed the night on a 10-2 run to seal the outcome. Tyler Hendricks hit five threes and finished with 15 points, Hayden Welling added 14, and Trevan Leonhardt totaled 13 points, five boards, and five assists. UVU shot 41.8 percent overall and 37 percent from three, while the Aztecs shot 44.6 percent and held a 35–32 edge on the glass.

UTAH VALLEY DOMINATES CANCUN CHALLENGE

Utah Valley delivered one of its most complete tournament performances in program history at the 2025 Cancún Challenge, finishing a perfect 3–0 with wins over UC Irvine, South Dakota State, and Samford. UVU outscored opponents by a combined 243–169. The Wolverines averaged 81.0 points per game while holding their three opponents to just 56.3 points per contest, ranking first among all Cancún Challenge teams in scoring margin (+24.7 ppg). UVU shot a blistering 51.6 percent from the field and 40.4 percent from three, while limiting opponents to 32.6 percent overall and 21.6 percent from deep. The Wolverines also dominated the glass (+7.7 rebounding margin), averaged 19.7 assists, and posted 7.7 blocks and 10.0 steals per game, showcasing complete two-way control. Individually, Trevan Leonhardt (15.3 ppg, 5.7 rpg, 11 assists) and Jackson Holcombe (13.0 ppg, 7.0 rpg, 2.0 bpg) anchored UVU's efficiency, while Braden Housley (8.3 ppg, 4.7 rpg) earned All-Tournament Team honors alongside Holcombe.

HOLCOMBE AND HOUSLEY NAMED TO CANCUN CHALLENGE ALL-TOURNAMENT TEAM

Utah Valley placed two players on the 2025 Cancún Challenge All-Tournament Team, with Jackson Holcombe and Braden Housley each earning recognition after leading the Wolverines to a perfect 3–0 finish at the event. Holcombe averaged 13.0 points, 7.0 rebounds, 4.3 assists, 2.0 blocks and 2.3 steals while shooting 56.3 percent from the field, anchoring UVU's interior dominance on both ends. Housley added 8.3 points, 4.7 rebounds and 2.7 assists per game, shooting 80 percent at the free-throw line and providing steady backcourt play throughout the week. Their performances helped Utah Valley outscore opponents by 24.7 points per game in the tournament and secure the program's first-ever undefeated run at the Cancún Challenge.

UTAH VALLEY PICKS UP 79-72 WIN OVER UC IRVINE

Utah Valley improved to 3–2 and extended its home winning streak to 15 games with a 79–72 victory over future Big West foe UC Irvine on Nov. 19 in the opening round of the Cancun Challenge at the UCCU Center. Isaac Davis delivered a career-high 18 points on 7-of-11 shooting with five assists, four rebounds and two blocks, while Jackson Holcombe posted his third double-double of the season with 12 points, a career-high 12 rebounds, three blocks, three steals and five assists. Trevan Leonhardt added a career-best 15 points, eight boards and four assists, and Hayden Welling chipped in 14 points, including two key second-half threes. UVU shot 51.7 percent from the field, held the Anteaters to 39.7 percent, outrebounded them 43–35 and dominated the paint 50–30. The Wolverines raced out to a 10–0 start, weathered multiple UCI runs, and closed strong behind timely stops and execution down the stretch.

WOLVERINES RUN WILD IN CANCÚN FINALE

Utah Valley closed out the Cancún Challenge in dominant fashion with an 89–45 victory over Samford, completing a perfect 3–0 run at the event. The Wolverines seized control early with a 16–2 first-half surge and held the Bulldogs to just six field goals before halftime in building a 42–14 lead. UVU overwhelmed Samford in the paint (54–22), forced 21 turnovers and outrebounded the Bulldogs 44–34 while leading by as many as 49 points. Jackson Holcombe paced the Wolverines with 21 points on 10-of-12 shooting, while Trevan Leonhardt added 15 points, four rebounds, four assists and four steals. The win followed a 79–72 campus-site victory over UC Irvine and a 79–52 triumph over South Dakota State, giving Utah Valley a sweeping performance in Mexico as the Wolverines moved to 5–2 on the season.

WOLVERINES ROLL PAST JACKRABBITS IN CANCÚN

Utah Valley earned its second win of the Cancún Challenge with a 75–52 victory over South Dakota State, using a dominant second half and balanced scoring to pull away from the Jackrabbits. The Wolverines controlled the paint (40–22), held SDSU to just 33.3 percent shooting and limited the Jackrabbits to 4-of-26 from three-point range while outrebounding them 38–33. Trevan Leonhardt led UVU with 16 points, five rebounds and four assists, Tyler Hendricks matched him with 16 points and four threes, and Braden Housley added 15 points and seven boards. UVU opened the night with a 9–0 run, built a 29–24 halftime lead and then broke the game open with extended second-half surges, improving to 4–2 overall and 2–0 in the event.

UTAH VALLEY FALLS IN FINAL SECONDS AT FRESNO STATE

Jackson Holcombe's contested shot at the buzzer didn't fall, and Utah Valley dropped a 75–74 road decision at Fresno State on Nov. 15. Tied 72–72 in the final minute, Holcombe scored at the rim to give UVU a 74–72 lead with 50 seconds left before DeShawn Gory answered with a go-ahead three for the Bulldogs with 22 seconds remaining. The Wolverines led 40–33 at halftime and held a 62–55 advantage with 10:41 to play, but the game featured five lead changes in the final four minutes. Hayden Welling paced UVU with 17 points, while Holcombe added 12 points, three assists and three steals; Trevan Leonhardt tallied 10 points and seven assists, and Tyler Hendricks chipped in 10 points and five boards. Utah Valley shot 52 percent from the field and 38.9 percent from three, held a 36–30 edge in paint points and a 29–28 rebounding advantage, but Fresno State shot 56.5 percent overall and 47.1 percent from beyond the arc.

WOLVERINES OPEN SEASON WITH HISTORIC 81-POINT ROUT OF WEST COAST BAPTIST

Utah Valley opened the 2025–26 season with a record-setting 116–35 rout of West Coast Baptist on Nov. 4 at the UCCU Center, the largest margin of victory in program history and the second-highest point total all-time. The Wolverines blitzed out to a 15–0 start, hit 64 by halftime for a 64–16 lead, and then strung together an 18–0 burst to open the second half, reaching the century mark on a Trevan Leonhardt three and a Noah Taitz dunk with 9:55 to play. Jackson Holcombe paced five Wolverines in double figures with a career-high 19 points and 10 rebounds, adding four assists, two steals and two blocks, while Tyler Hendricks poured in 16 points on 6-of-7 shooting (4-of-5 3FG) with seven boards and three blocks. Leonhardt finished with 14 points and nine assists, junior forward Isaac Hawkins posted a 14-point, 14-rebound double-double, and Isaac Davis chipped in 12 as 11 different Wolverines scored. UVU shared it at a high clip with 32 assists against only eight turnovers and shot 56 percent from the field (47–84) and 39 percent from three (13–33), while the defense locked down the Eagles to 17.7 percent shooting (11–62) and 2–for–22 from deep. "I was proud of how we shared the ball and how we guarded—it was a great first game in front of our crowd and a good way to prepare for a tough one on Saturday," head coach Todd Phillips said.

2025-26 UVU ROSTER

#	Name	Pos.	Height	Weight	Year	Hometown (Previous School)
1	Isaac Davis	F	6-8	244	So.	Idaho Falls, Idaho (Utah State)
2	Jackson Holcombe	G	6-7	215	R-So.	Charleston, S.C. (Timpanogos HS)
3	Jaxson Roberts	G	6-2	185	Fr.	Draper, Utah (Corner Canyon HS)
4	Sherman Weatherspoon IV	G	6-3	185	Jr.	Bowie, Maryland (Frank Phillips)
5	AJ Riggs	G	6-3	180	So.	Fort Lewis College
7	Noah Taitz	G	6-4	190	Gr.	Las Vegas, Nevada (LMU)
8	Hayden Welling	F	6-9	210	Sr.	Draper, Utah (UC Irvine)
9	Braden Housley	G	6-4	195	R-So.	Sandy, Utah (Utah State)
10	Trevan Leonhardt	G	6-5	175	R-Jr.	Kaysville, Utah (Davis HS)
11	Tyler Weaver	G	6-7	175	R-Fr.	Aliso Viejo, Calif. (Aliso Niguel HS)
12	Tyler Medaris	F	6-8	215	R-Fr.	Middleston, Idaho (Middleton HS)
15	Tyler Hendricks	G/F	6-6	185	R-Jr.	Fort Lauderdale, Florida (UCF)
23	Isaac Hawkins	F	6-10	195	Jr.	Fort Mill, S.C. (CSI)
24	AJ Dixon	G	6-5	205	Jr.	Merrillville, Ind. (Western Illinois)
99	Joul Karram	C	6-11	240	So.	Nazareth, Israel (Utah)

COACHES/STAFF

Head Coach: Todd Phillips, 3rd season/7th overall (Lewis-Clark State, 1999)
Associate Head Coach: Todd Okeson, 6th season (Nevada, 2004)
Assistant Coach: Adam Jacobsen, 2nd season (Pacific, 1997)
Assistant Coach: Ivory 'Trey' Young, 2nd season (Utah Valley, 2017)
Assistant Coach: Trevor Stranger, 1st season (Boise State, 2019)
Director of Player Development: Silas Mills, 1st season (Utah State, 1996)
Graduate Assistant: Seena Namdar 2nd season
Graduate Assistant: Jaden McClanahan 1st season (Utah Valley, 2021)
Trainer: Troyce Solley (Texas State, 2004), 3rd season
Strength & Conditioning Coach: Kaleb John-Lewis, 2nd season (Concordia, 2022)
MBB SID: Jason Erickson, 12th season (Southern Utah, 2002)

Pronunciation Guide

Jackson Holcombe: HOLE-come
Noah Taitz: TAYTZ
Braden Housley: HOWZ-lee
Trevan Leonhardt: TREV-uhn LIN-hart
Tyler Medaris: meh-DARE-is
Joul Karram: JOOL Kuh-rum

UVU All-Time vs.

West Coast Baptist	1-0
Boise State	1-8
Westminster	4-0
Fresno State	1-1
UC Irvine	1-0
South Dakota State	4-1
Samford	1-1
San Diego State	0-1
Bowling Green	1-0
Idaho State	9-4
UC Santa Barbara	1-2
Weber State	9-8
Bethesda	4-0
California Baptist	13-5
Tarleton State	10-3
Abilene Christian	8-3
Southern Utah	10-8
Utah Tech	9-4
UT Arlington	7-4

vs Ranked Teams (1-10 All-Time)	Score
at #10 Marquette (11/12/07)	L, 55-66
at #18 Minnesota (11/19/09)	L, 51-76
at #8 Oklahoma State (11/12/13)	L, 40-93
at #17 Oregon (11/19/13)	L, 54-69
at #3 Arizona (12/9/14)	L, 56-87
at #16 Louisville (12/23/15)	L, 68-98
at #13/14 Gonzaga (11/11/16)	L, 69-92
at #4/5 Kentucky (11/10/17)	L, 63-73
at #1 Duke (11/11/17)	L, 69-99
at #9 Kentucky (11/18/19)	L, 74-82
vs. #12 BYU (12/1/21)	W, 72-65

American Athletic	1-5
Atlantic Coast Conference	0-3
America East Conference	3-4
Atlantic Sun Conference	1-1
Big East Conference	0-3
Big Sky Conference	33-29
Big South Conference	0-2
Big 10 Conference	0-1
Big 12 Conference	0-2
Big West	11-10
Colonial Athletic Association	0-4
Conference USA	7-4
Great West Conference	28-17
Horizon League	1-2
Independents	53-16
Ivy League	0-1
Mid-American Conference	2-1
Mid-Eastern Athletic Conf.	3-3
Missouri Valley Conference	4-0
Mountain West Conference	1-16
Northeast Conference	0-1
Ohio Valley Conference	2-1
Pac-12 Conference	3-12
Patriot League	0-1
Southern Conference	2-4
Southland Conference	5-4
Southeastern Conference	0-3
Southwestern Athletic Conf.	2-0
Summit League	16-15
Sun Belt Conference	9-9
West Coast Conference	5-11
Western Athletic Conference	115-83
Non-Division I	70-0

ABOUT UVU ATHLETICS' NCAA HISTORY

Until 2003, Utah Valley University competed as a NJCAA athletic program. The 2003-04 season was the school's first competing at an NCAA Division I level. In 2004-05, UVU played it first full Division I schedule. As a program transitioning from junior college to DI, UVU was termed "provisional" and remained that way until 2009. UVU'S provisional status was lifted and the program became a full member of NCAA Division I on July 8, 2009. Until then, UVU teams and individuals were not eligible to compete in NCAA championship events.

The Wolverines spent six seasons as an independent before the Great West Conference became an all-sports league in 2008 and began its first full season in 2009. UVU also became a university in 2008, changing its name from Utah Valley State College (UVSC) to Utah Valley University (UVU). UVU joined the Western Athletic Conference on July 1, 2013. Joining the WAC gave UVU teams the opportunity to play for NCAA automatic bids for the first time in program history.

CollegeInsider.com Mid-Major Top-25 Poll
March 2, 2026

RK	TEAM	RECORD	PTS
1	Miami (22)	29-0	763
2	Gonzaga (5)	28-3	744
3	Saint Mary's (4)	27-4	724
4	Akron	24-5	645
5	Belmont	26-4	643
6	Liberty	24-5	597
7	High Point	27-4	589
8	Santa Clara	24-7	559
9	Yale	22-5	520
10	Stephen F Austin	26-4	503
11	McNeese State	25-5	474
12	**Utah Valley**	**22-7**	**417**
13	UNCW	25-5	354
14	North Dakota State	24-7	298
15	Hawaii	21-7	296
16	St. Thomas (MN)	23-8	221
17	Austin Peay	21-8	214
18	Winthrop	21-10	195
19	Navy	25-6	182
20	**UC Irvine**	**18-10**	**179**
21	Kent State	21-8	163
22	ETSU	21-10	154
23	Charleston	21-10	86
24	Central Arkansas	20-11	71
25	Bradley	20-11	67

OTHERS RECEIVING VOTES: Troy 59, Sam Houston 58, Howard 39, Murray State 38, Merrimack 33, Illinois State 27, Wright State 32, Tennessee State 26, Hofstra 19, Robert Morris 15, Portland State 14, Western Kentucky 11, Long Island 8, Northern Iowa 8, UMBC 8, South Alabama 5, Bethune-Cookman 4, Texas State 4, UC San Diego 4, Saint Peter's 3, Kennesaw State 1, Montana State 1.

Bold denotes a team on UVU's schedule this season.

2025-26 Standings - Through March 4

	WAC					Overall					
Team	Record	Pct	Home	Away	Streak	Record	Pct	Home	Away	Neutral	Streak
Utah Valley	12-4	.750	9-0	3-4	W4	22-7	.759	15-0	4-7	3-0	W4
California Baptist	11-5	.688	8-0	3-5	W2	21-8	.724	14-0	6-8	1-0	W2
Utah Tech	11-6	.647	7-1	4-5	L1	18-13	.581	11-2	6-10	1-1	L1
UT Arlington	7-9	.438	5-4	2-5	L2	15-13	.536	9-4	6-8	0-1	L2
Southern Utah	6-10	.375	4-3	2-7	W1	10-19	.345	7-4	2-15	1-0	W1
Abilene Christian	5-11	.313	4-4	1-7	L2	13-16	.448	9-4	3-11	1-1	L2
Tarleton State	5-12	.294	4-5	1-7	L3	14-16	.467	10-5	4-11	0-0	L3

WAC PLAYERS OF THE WEEK

	Player of the Week	Newcomer of the Week
Nov. 10	Dominique Daniels, Gr., G, CBU	Chance Trujillo, R-So., G, Utah Tech
Nov. 17	Dior Johnson, Jr., G, Tarleton State	Dior Johnson, Jr., G, TSU
Nov. 24	Dior Johnson, Jr., G, TSU	Dior Johnson, Jr., G, TSU
Dec. 1	Ethan Potter, Sr., F, Utah Tech	Jordan Muller, Fr., G, CBU
Dec. 8	**Jackson Holcombe, R-So., F, UVU**	Cam McDowell, Sr., G, TSU
Dec. 15	Dominique Daniels Jr., Grad, G, CBU	Noah Bolanga, So., G, UTU
Dec. 22	Ethan Potter, Sr., F, UTU	Cbo Newton, R-So., G, ACU
Dec. 29	Bradyn Hubbard, Sr., F, ACU	Marcell McCreary, Sr., G, UTA
Jan. 5	Dior Johnson, Jr., G, TSU	Dior Johnson, Jr., G, TSU
Jan. 12	Bradyn Hubbard, Sr., F, ACU	Dior Johnson, Jr., G, TSU
Jan. 20	Ethan Potter, Sr., F, UTU	Dior Johnson, Jr., G, TSU
Jan. 26	Dominique Daniels Jr., Grad, G, CBU	Jaiden Feroah, Sr., F, S
Feb. 2	Dominique Daniels Jr., Grad, G, CBU	Elijah Duval, Fr., G, SUU
Feb. 9	Chance Trujillo, R-So., G, Utah Tech	Chance Trujillo, R-So., G, Utah Tech
Feb. 16	Dominique Daniels, Gr., G, CBU	Elijah Duval, Fr., G, SUU
Feb. 23	Ethan Potter, Sr., F, UTU	Elijah Duval, Fr., G, SUU
March 2	Dominique Daniels Jr., Grad, G, CBU	Tanner Hayhurst, Jr., G, SUU
March 9		

This Week's WAC Schedule/Results

Thursday March 5

UT Arlington at Tarleton State, 6 p.m.
Utah Valley at Southern Utah, 6:30 p.m.
Abilene Christian at California Baptist, 8 p.m.

Saturday, March 7

UT Arlington at Abilene Christian, 5 p.m.
California Baptist at Southern Utah, 6:30 p.m.
Utah Valley at Utah Tech, 7 p.m.

All times MT

WAC Preseason Polls and Teams

Coaches Poll

Rank	Team (1st-Place Votes)	Points
1.	California Baptist (5)	33
2.	Utah Valley (1)	29
3.	Abilene Christian	27
4.	UT Arlington (1)	22
5.	Tarleton State	19
6.	Utah Tech	9
7.	Southern Utah	8

Player of the Year: Dominique Daniels Jr., Gr., G, CBU

2025-26 Preseason All-WAC Team

Bradyn Hubbard, Sr., F, Abilene Christian
Dominique Daniels Jr., Grad, G, California Baptist
Raysean Seamster, Sr., F, UT Arlington
Ethan Potter, Sr., F, Utah Tech
Trevan Leonhardt, R-Jr., G, Utah Valley

15 Stories. 1 Team.

WHAT IS 15 STORIES 1 TEAM?

15 Stories. 1 Team. is Utah Valley's season-long storytelling series that looks beyond the box score to highlight the journeys, challenges and identities of every player in the program. Each week features a new Wolverine and the path that brought him to Orem, walk-ons who earned their place, transfers seeking a fresh start, veterans anchoring the locker room and hometown players living out a dream. Together, these fifteen stories reveal the heartbeat of a program built on connection, resilience and belief, showing how fifteen individual journeys come together to form one family, one purpose and one team.

AJ Riggs
The Underdog Who Never Stopped Believing

Tyler Weaver
The Process and the Patience

Tyler Medaris
Give One More

Isaac Hawkins
Full Circle

Jaxson Roberts
The Fresh Start

Noah Taitz
The Return of "Rocket"

Joul Karram
From Nazareth to Orem

Sherman Weatherspoon IV
Journey to Purpose

Hayden Welling
Built Through Time

Braden Housley
The Steady Climb

Tyler Hendricks
The Moment He's Been Waiting For

AJ Dixon
The Long Way to Now

Isaac Davis
Bringing The Juice

Trevan Leonhardt
The Lion's Heart

Jackson Holcombe
Built by Family, Defined by Winning

ISAAC DAVIS

Sophomore • Forward
6-8 • 240
Idaho Falls, Idaho
Utah State

Davis' Complete bio

2025-26 HIGHLIGHTS

- Scored 12 points with five assists and a pair of rebounds in 116-35 win over West Coast Baptist (Nov. 4).
- Scored 14 points in 91-60 win over Westminster (Nov. 12).
- Scored a career-high 18 points with five assists and four rebounds in a 79-72 win over UC Irvine (Nov. 19).
- Matched a career high with 18 points in an 82-71 win at Bowling Green (Dec. 6).
- Matched a career high with 18 points in a 73-69 win over Idaho State (Dec. 10).
- Scored 13 points in a 109-48 win over Bethesda (Dec. 20).
- Scored a career-high 23 points with six rebounds in a 92-76 win over Utah Tech (Jan. 10).
- Scored 14 points with five rebounds in an 96-74 win over UT Arlington (Jan. 17).
- Scored 18 points with five rebounds in overtime setback at California Baptist (Jan. 24).
- Scored 17 points on 7-of-7 shooting and a 2-of-2 mark at the free throw line in an 83-55 win at Tarleton State (Jan. 29).
- Scored 14 points with four boards in 65-46 win over California Baptist (Feb. 19).
- Scored 14 points with five boards in an 66-54 road win at UT Arlington (Feb. 21).
- Scored a career-high 24 points in a 79-72 win over Tarleton State (Feb. 26).

GET TO KNOW ISAAC

Parents are Cindy and Steve Davis ... has four siblings ... fell in love with basketball watching LeBron James... father, Steve, has had the biggest impact on his athletic journey ... enjoys snowboarding.

DAVIS' CAREER AT A GLANCE

- Played his freshman season at Utah State where he averaged 2.0 points and 1.3 rebounds per game while shooting 66.7% from the field.
- Prepped at Hillcrest High School in Idaho Falls, Idaho where he was a three-star recruit and the top prospect in the state of Idaho. Led the Knights to back-to-back Class 4A State titles.

CAREER HIGHS

Points ..... 24 vs. Tarleton State, 2/26/26
FG Made ..... 10 vs. Tarleton State, 2/26/26
FG Attempted ..... 13 vs. Tarleton State, 2/26/26
3PT Made ..... 1 (6x), last vs. Abilene Christian, 2/28/26
3PT Attempted ..... 2 (2x), last vs. UC Irvine, 11/19/25
FT Made ..... 9 vs. Utah Tech, 1/10/26
FT Attepmted ..... 9 vs. Utah Tech, 1/10/26
Rebounds ..... 6 (5x), last vs. Utah Tech, 2/12/26
Assists ..... 5 (2x), last vs. UC Irvine, 11/19/25
Blocks ..... 2 (2x), last vs. UT Arlington, 2/7/26
Steals ..... 3 (2x), last vs. California Baptist, 2/19/26
Minutes ..... 27:56 vs. Idaho State, 12/10/25

SEASON HIGHS

Points ..... 24 vs. Tarleton State, 2/26/26
FG Made ..... 10 vs. Tarleton State, 2/26/26
FG Attempted ..... 13 vs. Tarleton State, 2/26/26
3PT Made ..... 1 (6x), last vs. Abilene Christian, 2/28/26
3PT Attempted ..... 2 (2x), last vs. UC Irvine, 11/19/25
FT Made ..... 9 vs. Utah Tech, 1/10/26
FT Attepmted ..... 9 vs. Utah Tech, 1/10/26
Rebounds ..... 6 (4x), last vs. Utah Tech, 2/12/26
Assists ..... 5 (2x), last vs. UC Irvine, 11/19/25
Blocks ..... 2 (2x), last vs. UT Arlington, 2/7/26
Steals ..... 3 (2x), last vs. California Baptist, 2/19/26
Minutes ..... 27:56 vs. Idaho State, 12/10/25

2025-26 GAME-BY-GAME STATS

				Total		3-Pointers		Free throws		Rebounds										
Opponent	Date	GS	MIN	FG-FGA	PCT	3FG-3FGA	PCT	FT-FTA	PCT	OFF	DEF	TOT	AVG	PF	A	TO	BLK	STL	PTS	AVG
West Coast Baptist	11/04/2025	*	18:57	5-6	.833	1-2	.500	1-2	.500	2	0	2	2.0	2	5	0	0	1	12	12.0
at Boise St.	11/08/2025	*	13:27	3-6	.500	0-1	.000	2-2	1.000	2	0	2	2.0	5	1	0	0	0	8	10.0
Westminster (UT)	11/12/2025	*	18:26	6-9	.667	0-1	.000	2-2	1.000	2	0	2	2.0	3	1	1	1	0	14	11.3
at Fresno St.	11/15/2025	*	18:51	3-4	.750	0-0	.000	0-3	.000	2	4	6	3.0	2	3	2	0	2	6	10.0
UC Irvine	11/19/2025	*	23:16	7-11	.636	1-2	.500	3-7	.429	0	4	4	3.2	3	5	2	2	0	18	11.6
vs South Dakota St.	11/25/2025	*	10:43	3-5	.600	0-1	.000	0-0	.000	1	0	1	2.8	5	1	3	0	3	6	10.7
vs Samford	11/26/2025	*	09:03	3-6	.500	0-0	.000	0-0	.000	2	2	4	3.0	1	2	3	0	0	6	10.0
at San Diego St.	12/03/2025	*	16:29	1-5	.200	0-1	.000	0-0	.000	3	0	3	3.0	5	0	3	0	1	2	9.0
at Bowling Green	12/06/2025	*	19:32	7-10	.700	0-0	.000	4-4	1.000	1	3	4	3.1	3	2	2	0	1	18	10.0
Idaho St.	12/10/2025	*	27:56	7-10	.700	0-1	.000	4-6	.667	2	4	6	3.4	4	0	4	0	1	18	10.8
vs UC Santa Barbara	12/13/2025	*	24:57	3-11	.273	0-1	.000	1-2	.500	2	1	3	3.4	3	1	1	0	0	7	10.5
Weber St.	12/17/2025	*	15:18	1-3	.333	0-0	.000	0-0	.000	2	2	4	3.4	1	1	8	0	1	2	9.8
Bethesda (CA)	12/20/2025	*	14:33	6-6	1.000	1-1	1.000	0-0	.000	1	2	3	3.4	1	2	2	0	0	13	10.0
California Baptist	12/29/2025	*	14:14	1-2	.500	0-0	.000	1-1	1.000	0	1	1	3.2	4	0	2	0	2	3	9.5
at Tarleton St.	01/01/2026	*	10:02	3-5	.600	0-1	.000	0-0	.000	2	1	3	3.2	2	0	2	1	0	6	9.3
at Abilene Christian	01/03/2026	*	07:34	2-3	.667	0-0	.000	3-3	1.000	1	1	2	3.1	4	0	3	0	0	7	9.1
Southern Utah	01/08/2026	*	16:36	3-7	.429	1-1	1.000	0-0	.000	3	1	4	3.2	1	3	2	1	1	7	9.0
Utah Tech	01/10/2026	*	23:22	7-9	.778	0-0	.000	9-9	1.000	4	2	6	3.3	4	0	1	0	1	23	9.8
UT Arlington	01/17/2026	*	17:11	5-7	.714	0-0	.000	4-8	.500	5	0	5	3.4	3	0	2	0	0	14	10.0
at Southern Utah	01/21/2026	*	15:48	0-2	.000	0-0	.000	3-4	.750	4	0	4	3.5	4	1	1	0	0	3	9.7
at California Baptist	01/24/2026	*	23:23	7-11	.636	0-1	.000	4-5	.800	2	3	5	3.5	5	0	3	0	1	18	10.0
at Tarleton St.	01/29/2026	*	19:44	7-7	1.000	1-1	1.000	2-2	1.000	2	0	2	3.5	4	1	0	0	1	17	10.4
Abilene Christian	02/05/2026	*	16:05	2-2	1.000	0-0	.000	1-1	1.000	2	1	3	3.4	4	1	4	0	2	5	10.1
UT Arlington	02/07/2026	*	22:14	3-4	.750	0-1	.000	5-6	.833	1	2	3	3.4	2	0	1	2	2	11	10.2
at Utah Tech	02/12/2026	*	21:12	1-2	.500	0-1	.000	2-4	.500	3	3	6	3.5	3	2	3	0	0	4	9.9
California Baptist	02/19/2026	*	20:01	6-11	.545	0-0	.000	2-2	1.000	3	1	4	3.5	3	0	0	1	3	14	10.1
at UT Arlington	02/21/2026	*	25:20	6-8	.750	0-1	.000	2-2	1.000	4	1	5	3.6	3	2	1	0	0	14	10.2
Tarleton St.	02/26/2026	*	23:28	10-13	.769	1-1	1.000	3-5	.600	3	2	5	3.6	4	3	0	1	1	24	10.7
Abilene Christian	02/28/2026	*	27:45	6-7	.857	1-1	1.000	2-6	.333	1	1	2	3.6	2	2	1	0	1	15	10.9
Totals		**29**	**535:26**	**124-192**	**.646**	**7-20**	**.350**	**60-86**	**.698**	**62**	**42**	**104**	**3.6**	**90**	**39**	**57**	**9**	**25**	**315**	**10.9**

Player Averages

Games Played	Minutes/ game	Points/ game	FG Pct	3FG Pct	FT Pct	Rebounds/ game	Assists/ game	Turnovers/ game	Assist/Turnover ratio	Steals/ game	Blocks/ game
29	18.5	10.9	64.6	35.0	69.8	3.6	1.3	2.0	0.7	0.9	0.3

CAREER STATS

				Field Goals		3-Point		F-Throws		Rebounds									Scoring	
SEASON	TEAM	GP-GS	MIN/AVG	FG-FGA	FG%	3FG-3FGA	3FG%	FT-FTA	FT%	OFF	DEF	TOT	AVG	PF-FO	A	TO	BLK	STL	PTS	AVG
2024-25	USU	19-0	110/5.8	12-17	.706	0-1	.000	16-20	.800	10	13	23	1.2	23-0	5	4	0	1	40	2.1
2025-26	UVU	29-29	535/18.5	124-192	.646	7-20	.350	60-86	.698	62	42	104	3.6	90-4	39	57	9	25	315	10.9
TOTAL FOR UVU		**29-29**	**535/18.5**	**124-192**	**.646**	**7-20**	**.350**	**60-86**	**.698**	**62**	**42**	**104**	**3.6**	**90-4**	**39**	**57**	**9**	**25**	**315**	**10.9**
TOTAL		**48-29**	**645/13.4**	**136-209**	**.651**	**7-21**	**.333**	**76-106**	**.717**	**72**	**55**	**127**	**2.6**	**113-4**	**44**	**61**	**9**	**26**	**355**	**7.4**

JACKSON HOLCOMBE

RS-So. • Guard
6-7 • 207
Charleston, S.C.
Timpanogos HS

Holcombe's Complete bio

2025-26 HIGHLIGHTS

- Recorded a 19-point, 10-rebound double-double in the season-opening 116-35 win over West Coast Baptist (Nov. 4).
- Scored a career-high 22 points on 7-of-14 shooting at Boise State (Nov. 8).
- Recorded a 16-point, 10-rebound double-double in a 91-60 win over Westminster (Nov. 12).
- Recorded a 12-point, 12-rebound double-double in a 79-72 win over UC Irvine (Nov. 19).
- Scored 21 points with five rebounds and three assists in a 75-52 win over South Dakota State in Cancun (Nov. 25).
- Scored 19 points with seven boards in an 82-71 win at Bowling Green (Dec. 6).
- Scored 18 points with seven boards in a 73-69 win over Idaho State (Dec. 10).
- Scored 18 points with six rebounds and five assists in a 90-74 win over in-state rival Weber State (Dec. 17).
- Recorded a 16-point, 15-rebound double-double in a 109-48 win over Bethesda (Dec. 20).
- Scored a career-high 25 points with a career-best four steals in a 73-66 win over California Baptist (Dec. 29).
- Recorded his fourth 20-plus point game of the season with 22 points in a 91-85 win at Tarleton State (Jan. 1).
- Scored 23 points in an 89-72 win over Southern Utah (Jan. 8).
- Scored 16 points with eight rebounds and five assists in an 86-74 win over UT Arlington (Jan. 17).
- Scored a career-high 26 points with 13 rebounds in a loss at Southern Utah (Jan. 21).
- Recorded a 22-point, 10-rebound double-double in an overtime loss at California Baptist (Jan. 24).
- Scored 20 points with six rebounds and five assists in a loss at Utah Tech (Feb. 12).
- Recorded a 19-point, 10-rebound double-double in a 66-54 win at UT Arlington (Feb. 21).

GET TO KNOW JACKSON

Born April 3, 2003 in Charleston, South Carolina ... parents are Wes and Stacey Holcombe ... has three brothers (Lincoln, Elias, Truman) and two sisters (Kennedy and McKinley) ... played for the Salt Lake Rebels (2018-21) and the Utah Prospects (2021) ... served a church mission in Sacramento, California ... loves to golf.

HOLCOMBE'S CAREER AT A GLANCE

- Was a First Team All-State honoree at Timpanogos High School
- Earned multiple all-state and all-region honors during his time at THS, leading the Timberwolves to a pair of regional championships.
- Led the state in both free throws made and free throws attempted in 2022-23.
- Broke the THS single season points record.

CAREER HIGHS

Points ..... 26 at Southern Utah, 1/21/26
FG Made ..... 11 at Southern Utah, 1/21/26
FG Attempted ..... 21 at California Baptist, 1/24/26
3PT Made ..... 1 (8x), last vs. UT Arlington, 2/7/26
3PT Attempted .. 3 (3x), last at. California Baptist, 1/24/26
FT Made ..... 10 at Tarleton State, 1/1/26
FT Attepmted .. 11 (3x), last at California Baptist, 1/24/26
Rebounds ..... 15 vs. Bethesda, 12/20/25
Assists ..... 6 (2x), last at Abilene Christian, 1/3/26
Blocks ..... 4 (2x), last vs. Abilene Christian, 2/28/26
Steals ..... 5 (2x), last vs. California Baptist, 2/19/26
Minutes ..... 39:19 at California Baptist, 1/24/26

SEASON HIGHS

Points ..... 26 at Southern Utah, 1/21/26
FG Made ..... 11 at Southern Utah, 1/21/26
FG Attempted ..... 21 at California Baptist, 1/24/26
3PT Made ..... 1 (5x), last vs. UT Arlington, 2/7/26
3PT Attempted .. 3 (3x), last at California Baptist, 1/24/26
FT Made ..... 10 at Tarleton State, 1/1/26
FT Attepmted .. 11 (3x), last at California Baptist, 1/24/26
Rebounds ..... 15 vs. Bethesda, 12/20/25
Assists ..... 6 at Abilene Christian, 1/3/26
Blocks ..... 4 (2x), last vs. Abilene Christian, 2/28/26
Steals ..... 5 (2x), last vs. California Baptist, 2/19/26
Minutes ..... 39:19 at California Baptist, 1/24/26

2025-26 GAME-BY-GAME STATS

				Total		3-Pointers		Free throws		Rebounds										
Opponent	Date	GS	MIN	FG-FGA	PCT	3FG-3FGA	PCT	FT-FTA	PCT	OFF	DEF	TOT	AVG	PF	A	TO	BLK	STL	PTS	AVG
West Coast Baptist	11/04/2025	*	21:46	8-12	.667	0-2	.000	3-3	1.000	5	5	10	10.0	1	4	1	2	2	19	19.0
at Boise St.	11/08/2025	*	33:47	7-14	.500	0-3	.000	8-11	.727	1	3	4	7.0	4	2	4	1	2	22	20.5
Westminster (UT)	11/12/2025	*	31:05	6-9	.667	1-2	.500	3-4	.750	3	7	10	8.0	3	3	0	4	2	16	19.0
at Fresno St.	11/15/2025	*	28:26	4-7	.571	0-0	.000	4-6	.667	1	2	3	6.8	4	3	1	1	3	12	17.3
UC Irvine	11/19/2025	*	32:05	5-11	.455	0-2	.000	2-4	.500	3	9	12	7.8	4	5	2	3	3	12	16.2
vs South Dakota St.	11/25/2025	*	25:05	3-9	.333	0-0	.000	0-0	.000	1	3	4	7.2	3	5	2	1	3	6	14.5
vs Samford	11/26/2025	*	28:35	10-12	.833	0-0	.000	1-1	1.000	0	5	5	6.9	3	3	1	2	1	21	15.4
at San Diego St.	12/03/2025	*	36:08	5-10	.500	0-2	.000	7-9	.778	1	9	10	7.3	3	5	3	0	3	17	15.6
at Bowling Green	12/06/2025	*	30:42	7-9	.778	0-2	.000	5-9	.556	4	3	7	7.2	4	5	3	0	2	19	16.0
Idaho St.	12/10/2025	*	31:45	8-11	.727	1-1	1.000	1-2	.500	2	5	7	7.2	2	2	2	1	2	18	16.2
vs UC Santa Barbara	12/13/2025	*	24:52	1-6	.167	0-1	.000	4-4	1.000	4	7	11	7.5	4	1	2	2	3	6	15.3
Weber St.	12/17/2025	*	22:38	6-10	.600	0-0	.000	6-9	.667	1	5	6	7.4	4	5	1	2	1	18	15.5
Bethesda (CA)	12/20/2025	*	19:47	7-11	.636	0-0	.000	2-2	1.000	7	8	15	8.0	0	3	2	1	1	16	15.5
California Baptist	12/29/2025	*	30:18	10-17	.588	1-3	.333	4-9	.444	0	3	3	7.6	3	5	1	1	4	25	16.2
at Tarleton St.	01/01/2026	*	34:41	6-8	.750	0-1	.000	10-11	.909	2	3	5	7.5	2	4	5	2	2	22	16.6
at Abilene Christian	01/03/2026	*	33:19	4-8	.500	0-1	.000	4-5	.800	0	3	3	7.2	4	6	3	1	2	12	16.3
Southern Utah	01/08/2026	*	30:02	9-14	.643	0-1	.000	5-9	.556	5	4	9	7.3	2	5	3	0	1	23	16.7
Utah Tech	01/10/2026	*	18:30	3-5	.600	0-0	.000	0-0	.000	1	4	5	7.2	4	2	5	0	3	6	16.1
UT Arlington	01/17/2026	*	36:33	6-15	.400	0-2	.000	4-6	.667	2	6	8	7.2	3	5	2	2	1	16	16.1
at Southern Utah	01/21/2026	*	34:16	11-19	.579	1-1	1.000	3-6	.500	7	6	13	7.5	4	4	2	2	3	26	16.6
at California Baptist	01/24/2026	*	39:19	7-21	.333	0-3	.000	8-11	.727	4	6	10	7.6	3	1	6	0	1	22	16.9
at Tarleton St.	01/29/2026	*	27:45	1-5	.200	0-0	.000	0-0	.000	3	5	8	7.6	4	3	1	0	1	2	16.2
Abilene Christian	02/05/2026	*	25:11	6-9	.667	0-0	.000	0-3	.000	1	7	8	7.7	2	3	1	3	5	12	16.0
UT Arlington	02/07/2026	*	20:17	2-6	.333	1-2	.500	2-3	.667	0	1	1	7.4	4	3	2	1	4	7	15.6
at Utah Tech	02/12/2026	*	33:05	8-12	.667	0-0	.000	4-6	.667	1	5	6	7.3	4	5	3	2	3	20	15.8
California Baptist	02/19/2026	*	19:49	3-10	.300	0-1	.000	3-4	.750	2	2	4	7.2	2	2	2	0	5	9	15.5
at UT Arlington	02/21/2026	*	36:29	8-17	.471	0-0	.000	3-7	.429	6	4	10	7.3	4	5	4	2	2	19	15.7
Tarleton St.	02/26/2026	*	29:53	3-8	.375	0-0	.000	5-7	.714	2	7	9	7.4	3	3	3	1	2	11	15.5
Abilene Christian	02/28/2026	*	31:02	6-9	.667	0-0	.000	1-2	.500	1	2	3	7.2	5	2	3	4	2	13	15.4
Totals		**29**	**847:10**	**170-314**	**.541**	**5-30**	**.167**	**102-153**	**.667**	**70**	**139**	**209**	**7.2**	**92**	**104**	**70**	**41**	**69**	**447**	**15.4**

Player Averages

Games Played	Minutes/ game	Points/ game	FG Pct	3FG Pct	FT Pct	Rebounds/ game	Assists/ game	Turnovers/ game	Assist/Turnover ratio	Steals/ game	Blocks/ game
29	29.2	15.4	54.1	16.7	66.7	7.2	3.6	2.4	1.5	2.4	1.4

CAREER STATS

				Field Goals		3-Point		F-Throws		Rebounds									Scoring	
SEASON	TEAM	GP-GS	MIN/AVG	FG-FGA	FG%	3FG-3FGA	3FG%	FT-FTA	FT%	OFF	DEF	TOT	AVG	PF-FO	A	TO	BLK	STL	PTS	AVG
2024-25	UVU	31-1	454/14.6	67-115	.583	3-9	.333	28-57	.491	47	62	109	3.5	60-0	33	23	21	20	165	5.3
2025-26	UVU	29-29	847/29.2	170-314	.541	5-30	.167	102-153	.667	70	139	209	7.2	92-1	104	70	41	69	447	15.4
TOTAL		**60-30**	**1301/21.7**	**237-429**	**.552**	**8-39**	**.205**	**130-210**	**.619**	**117**	**201**	**318**	**5.3**	**152-1**	**137**	**93**	**62**	**89**	**612**	**10.2**

SHERMAN WEATHERSPOON IV

Jr. • Guard
6-3 • 185
Bowie, Maryland
Frank Phillips College

Weatherspoon IV's Complete bio

2025-26 HIGHLIGHTS

- Scored nine points in his UVU debut against West Coast Baptist (Nov. 4).
- Scored nine points in a win over Westminster (Nov. 12).
- Scored nine points in a win at Bowling Green (Dec. 6).
- Pulled down a career-high seven rebounds in a win over Weber State (Dec. 17).
- Scored eight points in a 79-72 2 win over Tarleton State (Feb. 26).
- Scored nine points with two rebounds, two assists, and two steals in a win over Abilene Christian (Feb. 28).

GET TO KNOW SHERMAN

Born in Washington, D.C. … full name is Sherman Weatherspoon IV … parents are Sherman Weatherspoon III and his mother (from Washington, D.C.) … only child … father competed in track and football at Johnson C. Smith University … loves hiking, thrifting/fashion, and the outdoors … basketball has taken him across the country and internationally, including Canada and London.

WEATHERSPOON IV'S CAREER AT A GLANCE

- Played at Frank Phillips College (2024–25), averaging 10.1 points, 3.2 rebounds, and 2.5 assists while starting 32 of 34 games.
- Started collegiate career at Valparaiso (2023–24), appearing in 31 games with 10 starts while averaging 5.0 points and knocking down 32 threes at a 34.4% clip.
- High-level prep pedigree, including DeMatha Catholic (MD), Bethesda-Chevy Chase HS (MD), and Prolific Prep (CA).
- Earned County Player of the Year and First Team All-State honors as a senior at Bethesda-Chevy Chase.
- Competed nationally on DC Premier in the Under Armour AAU circuit.

CAREER HIGHS

Points ..... 13 at Central Michigan, 12/6/23
FG Made ..... 5 at Central Michigan, 12/6/23
FG Attempted ..... 12 at Belmont, 12/2/23
3PT Made ..... 4 at Murray State, 2/24/24
3PT Attempted ..... 7 vs. Samford, 12/19/23
FT Made ..... 2 (2x), last vs. Samford, 11/26/25
FT Attepmted ..... 4 (2x), last vs. Tarleton State, 2/26/26
Rebounds ..... 7 vs. Weber State, 12/17/25
Assists ..... 2 (2x), last vs. Abilene Christian, 2/28/26
Blocks ..... 2 vs. Indiana State, 2/21/24
Steals ..... 4 at Southern Illinois, 1/24/24
Minutes ..... 28:36 vs. Abilene Christian, 2/28/26

SEASON HIGHS

Points ..... 9 (4x), last vs. Abilene Christian, 2/28/26
FG Made ..... 3 (5x), last vs. Abilene Christian, 2/28/26
FG Attempted ..... 8 vs. Idaho State, 12/10/25
3PT Made ..... 3 (3x), last at Bowling Green, 12/6/25
3PT Attempted ..... 6 vs. Abilene Christian, 2/28/26
FT Made ..... 3 vs. Tarleton State, 2/26/26
FT Attepmted ..... 4 vs. Tarleton State, 2/26/26
Rebounds ..... 7 vs. Weber State, 12/17/25
Assists ..... 2 vs. Abilene Christian, 2/28/26
Blocks ..... 1 (3x), last vs. California Baptist, 2/19/26
Steals ..... 2 (4x), last vs. Abilene Christian, 2/28/26
Minutes ..... 28:36 vs. Abilene Christian, 2/28/26

2025-26 GAME-BY-GAME STATS

				Total		3-Pointers		Free throws		Rebounds										
Opponent	Date	GS	MIN	FG-FGA	PCT	3FG-3FGA	PCT	FT-FTA	PCT	OFF	DEF	TOT	AVG	PF	A	TO	BLK	STL	PTS	AVG
West Coast Baptist	11/04/2025		12:28	3-4	.750	3-4	.750	0-0	.000	0	2	2	2.0	1	1	0	0	1	9	9.0
at Boise St.	11/08/2025		12:29	0-1	.000	0-1	.000	0-0	.000	0	0	0	1.0	1	0	0	0	0	0	4.5
Westminster (UT)	11/12/2025		10:04	1-2	.500	1-1	1.000	0-0	.000	0	0	0	0.7	1	0	1	0	0	3	4.0
at Fresno St.	11/15/2025		20:38	3-5	.600	3-5	.600	0-0	.000	0	1	1	0.8	1	0	0	0	1	9	5.3
UC Irvine	11/19/2025		11:09	1-2	.500	1-2	.500	1-2	.500	2	1	3	1.2	4	1	0	0	0	4	5.0
vs South Dakota St.	11/25/2025		12:07	0-4	.000	0-4	.000	0-0	.000	1	0	1	1.2	1	0	1	0	1	0	4.2
vs Samford	11/26/2025		16:12	1-2	.500	0-1	.000	2-2	1.000	0	2	2	1.3	1	1	1	0	0	4	4.1
at San Diego St.	12/03/2025		10:26	0-3	.000	0-3	.000	0-0	.000	2	1	3	1.5	2	0	0	0	0	0	3.6
at Bowling Green	12/06/2025		18:04	3-5	.600	3-5	.600	0-0	.000	1	1	2	1.6	1	0	2	0	1	9	4.2
Idaho St.	12/10/2025		15:37	3-8	.375	1-5	.200	0-0	.000	1	1	2	1.6	0	0	1	0	2	7	4.5
vs UC Santa Barbara	12/13/2025		14:12	0-3	.000	0-2	.000	0-0	.000	0	0	0	1.5	0	1	2	0	0	0	4.1
Weber St.	12/17/2025		14:51	2-4	.500	1-3	.333	0-0	.000	2	5	7	1.9	1	1	0	0	2	5	4.2
Bethesda (CA)	12/20/2025		18:14	2-6	.333	1-4	.250	0-0	.000	1	4	5	2.2	1	1	1	1	1	5	4.2
California Baptist	12/29/2025		11:25	0-0	.000	0-0	.000	0-0	.000	0	0	0	2.0	0	1	0	0	0	0	3.9
at Tarleton St.	01/01/2026		13:15	1-4	.250	1-4	.250	0-0	.000	0	1	1	1.9	1	0	0	0	0	3	3.9
at Abilene Christian	01/03/2026		08:03	1-2	.500	1-1	1.000	0-0	.000	0	0	0	1.8	0	0	0	0	0	3	3.8
Utah Tech	01/10/2026		01:52	0-0	.000	0-0	.000	0-0	.000	0	0	0	1.7	0	0	1	0	0	0	3.6
UT Arlington	01/17/2026		02:50	0-1	.000	0-1	.000	0-0	.000	0	0	0	1.6	1	0	0	0	0	0	3.4
at Southern Utah	01/21/2026		08:15	1-3	.333	0-2	.000	0-0	.000	0	0	0	1.5	0	0	0	0	0	2	3.3
at California Baptist	01/24/2026		05:33	0-0	.000	0-0	.000	0-0	.000	0	0	0	1.5	0	0	0	0	0	0	3.2
at Tarleton St.	01/29/2026		09:28	1-3	.333	0-2	.000	0-0	.000	0	1	1	1.4	2	0	2	1	1	2	3.1
Abilene Christian	02/05/2026		13:02	2-5	.400	1-3	.333	0-0	.000	1	2	3	1.5	0	1	1	0	0	5	3.2
at Utah Tech	02/12/2026		07:22	1-2	.500	0-1	.000	0-0	.000	0	1	1	1.5	1	0	0	0	0	2	3.1
California Baptist	02/19/2026		17:35	1-2	.500	1-2	.500	0-0	.000	1	3	4	1.6	3	0	0	1	0	3	3.1
at UT Arlington	02/21/2026		21:31	2-6	.333	1-5	.200	0-0	.000	1	2	3	1.6	2	0	2	0	2	5	3.2
Tarleton St.	02/26/2026		22:12	2-7	.286	1-5	.200	3-4	.750	0	2	2	1.7	2	0	1	0	0	8	3.4
Abilene Christian	02/28/2026		28:36	3-7	.429	2-6	.333	1-1	1.000	0	2	2	1.7	2	2	0	0	2	9	3.6
Totals		**0**	**357:28**	**34-91**	**.374**	**22-72**	**.306**	**7-9**	**.778**	**13**	**32**	**45**	**1.7**	**29**	**10**	**16**	**3**	**14**	**97**	**3.6**

Player Averages

Games Played	Minutes/ game	Points/ game	FG Pct	3FG Pct	FT Pct	Rebounds/ game	Assists/ game	Turnovers/ game	Assist/Turnover ratio	Steals/ game	Blocks/ game
27	13.2	3.6	37.4	30.6	77.8	1.7	0.4	0.6	0.6	0.5	0.1

CAREER STATS

				Field Goals		3-Point		F-Throws		Rebounds									Scoring	
SEASON	TEAM	GP-GS	MIN/AVG	FG-FGA	FG%	3FG-3FGA	3FG%	FT-FTA	FT%	OFF	DEF	TOT	AVG	PF-FO	A	TO	BLK	STL	PTS	AVG
2023-24	VALPO	31-10	515/16.6	57-158	.361	32-93	.344	8-12	.667	10	21	31	1.0	54-1	15	26	6	23	154	5.0
2025-26	UVU	27-0	357/13.2	34-91	.374	22-72	.306	7-9	.778	13	32	45	1.7	29-0	10	16	3	14	97	3.6
TOTAL FOR UVU		**27-0**	**357/13.2**	**34-91**	**.374**	**22-72**	**.306**	**7-9**	**.778**	**13**	**32**	**45**	**1.7**	**29-0**	**10**	**16**	**3**	**14**	**97**	**3.6**
TOTAL		**58-10**	**872/15.0**	**91-249**	**.365**	**54-165**	**.327**	**15-21**	**.714**	**23**	**53**	**76**	**1.3**	**83-1**	**25**	**42**	**9**	**37**	**251**	**4.3**

AJ RIGGS

So. • Guard
6-3 • 180
Gilbert, Arizona
Fort Lewis College

Riggs' Complete bio

2025-26 HIGHLIGHTS

- Scored a season-high five points, three rebounds, and three assists in a 109-48 win over Bethesda (Dec. 20).
- Matched a season high with five points in an 89-72 win over Southern Utah (Jan. 8)

GET TO KNOW AJ

Married to Natalie Riggs who plays volleyball for Utah Valley ... parents are Ammon and Kim Riggs ... has three siblings: Rocko, Addi, and Boldin ... enjoys surfing, snowboarding, and playing pickle ball.

RIGGS' CAREER AT A GLANCE

- Played freshman season at Fort Lewis College where he averaged 6.1 points, 0.6 rebounds, and 0.2 assists per game.
- Prepped at Highland High School in Gilbert, Arizona. Led all 6A schools in Arizona with 87 made three-pointers during his senior season.

CAREER HIGHS

Points ..... 5 (2x), last vs. Southern Utah, 1/8/26
FG Made ..... 2 (2x), last vs. Southern Utah, 1/8/26
FG Attempted ..... 6 vs. Bethesda, 12/20/25
3PT Made ..... 1 (3x), last vs. Southern Utah, 1/8/26
3PT Attempted ..... 4 vs. Bethesda, 12/20/25
FT Made .....
FT Attepmted .....
Rebounds ..... 3 vs. Bethesda, 12/20/25
Assists ..... 3 vs. Bethesda, 12/20/25
Blocks .....
Steals ..... 1 (2x), last vs. Westminster, 11/12/25
Minutes ..... 12:04 vs. Bethesda, 12/20/25

SEASON HIGHS

Points ..... 5 (2x), last vs. Southern Utah, 1/8/26
FG Made ..... 2 (2x), last vs. Southern Utah, 1/8/26
FG Attempted ..... 6 vs. Bethesda, 12/20/25
3PT Made ..... 1 (3x), last vs. Southern Utah, 1/8/26
3PT Attempted ..... 4 vs. Bethesda, 12/20/25
FT Made .....
FT Attepmted .....
Rebounds ..... 3 vs. Bethesda, 12/20/25
Assists ..... 3 vs. Bethesda, 12/20/25
Blocks .....
Steals ..... 1 (2x), last vs. Westminster, 11/12/25
Minutes ..... 12:04 vs. Bethesda, 12/20/25

2025-26 GAME-BY-GAME STATS

				Total		3-Pointers		Free throws		Rebounds										
Opponent	Date	GS	MIN	FG-FGA	PCT	3FG-3FGA	PCT	FT-FTA	PCT	OFF	DEF	TOT	AVG	PF	A	TO	BLK	STL	PTS	AVG
West Coast Baptist	11/04/2025		04:43	1-2	.500	0-1	.000	0-0	.000	0	0	0	0.0	0	0	1	0	1	2	2.0
Westminster (UT)	11/12/2025		01:41	0-0	.000	0-0	.000	0-0	.000	0	0	0	0.0	0	0	0	0	1	0	1.0
vs South Dakota St.	11/25/2025		01:26	0-0	.000	0-0	.000	0-0	.000	0	0	0	0.0	0	0	0	0	0	0	0.7
vs Samford	11/26/2025		05:37	1-1	1.000	1-1	1.000	0-0	.000	0	0	0	0.0	0	0	0	0	0	3	1.3
Bethesda (CA)	12/20/2025		12:04	2-6	.333	1-4	.250	0-0	.000	1	2	3	0.6	0	3	1	0	0	5	2.0
at Abilene Christian	01/03/2026		01:23	0-0	.000	0-0	.000	0-0	.000	0	0	0	0.5	0	0	0	0	0	0	1.7
Southern Utah	01/08/2026		02:39	2-2	1.000	1-1	1.000	0-0	.000	0	0	0	0.4	0	0	0	0	0	5	2.1
at Southern Utah	01/21/2026		00:53	0-0	.000	0-0	.000	0-0	.000	0	1	1	0.5	0	0	0	0	0	0	1.9
at Tarleton St.	01/29/2026		02:29	0-0	.000	0-0	.000	0-0	.000	0	0	0	0.4	0	1	0	0	0	0	1.7
Abilene Christian	02/05/2026		03:28	0-1	.000	0-1	.000	0-0	.000	0	0	0	0.4	0	0	0	0	0	0	1.5
UT Arlington	02/07/2026		01:20	0-1	.000	0-1	.000	0-0	.000	0	0	0	0.4	0	0	0	0	0	0	1.4
Totals		**0**	**37:43**	**6-13**	**.462**	**3-9**	**.333**	**0-0**	**.000**	**1**	**3**	**4**	**0.4**	**0**	**4**	**2**	**0**	**2**	**15**	**1.4**

Player Averages

Games Played	Minutes/ game	Points/ game	FG Pct	3FG Pct	FT Pct	Rebounds/ game	Assists/ game	Turnovers/ game	Assist/Turnover ratio	Steals/ game	Blocks/ game
11	3.4	1.4	46.2	33.3	0.0	0.4	0.4	0.2	2.0	0.2	0.0

CAREER STATS

				Field Goals		3-Point		F-Throws		Rebounds									Scoring	
SEASON	TEAM	GP-GS	MIN/AVG	FG-FGA	FG%	3FG-3FGA	3FG%	FT-FTA	FT%	OFF	DEF	TOT	AVG	PF-FO	A	TO	BLK	STL	PTS	AVG
2024-25	FLC	27-0	331/12.3	53-107	.495	38-84	.452	20-22	.909	3	12	15	0.6	29-1	5	8	2	10	164	6.1
2025-26	UVU	11-0	38/3.4	6-13	.462	3-9	.333	0-0	.000	1	3	4	0.4	0-0	4	2	0	2	15	1.4
TOTAL FOR UVU		**11-0**	**38/3.4**	**6-13**	**.462**	**3-9**	**.333**	**0-0**	**.000**	**1**	**3**	**4**	**0.4**	**0-0**	**4**	**2**	**0**	**2**	**15**	**1.4**
TOTAL		**38-0**	**369/9.7**	**59-120**	**.492**	**41-93**	**.441**	**20-22**	**.909**	**4**	**15**	**19**	**0.5**	**29-1**	**9**	**10**	**2**	**12**	**179**	**4.7**

NOAH TAITZ

Gr. • Guard
6-4 • 190
Las Vegas, Nevada
Stanford/LMU

Taitz' Complete bio

2025-26 HIGHLIGHTS

- Scored 11 points with four rebounds in a 73-69 win over Idaho State (Dec. 10).
- Scored 12 points with two rebounds and a pair of steals in a 68-53 win over UC Santa Barbara (Dec. 13).
- Scored a season-high 13 points in a 90-74 win over in-state rival Weber State (Dec. 17).
- Scored 11 points with a career-high six rebounds in an 89-72 win over Southern Utah (Jan. 8).
- Scored 10 points with a pair of threes in an 81-60 win over UT Arlington (Feb. 7).

GET TO KNOW NOAH

Born Feb. 16, 2001 ... parents are Brett Taitz and Rebecca Schuster ... has two sisters (Victoria Taitz and Ella Schuster) and one brother, Travis Schuster ... enjoys traveling, music, and movie theaters.

TAITZ' CAREER AT A GLANCE

- Transfer from LMU where he appeared in five games during the 2023-24 season due to injury.
- Played his freshman and sophomore seasons at Stanford where he played in 38 games over two seasons (2020-22).
- Prepped at Bishop Gorman High School in Las Vegas where he was an ESPN four-star recruit.

CAREER HIGHS

Points ..... 15 vs. Bethesda, 12/28/24
FG Made ..... 6 vs. Bethesda, 12/28/24
FG Attempted ..... 10 vs. UC Santa Barbara, 12/13/25
3PT Made ..... 3 (5x), last at Abilene Christian, 1/3/26
3PT Attempted ..... 7 vs. Idaho State, 12/10/25
FT Made ..... 4 at Arizona State, 1/30/21
FT Attepmted ..... 4 (3x), last vs. Southern Utah, 1/8/26
Rebounds ..... 6 vs. Southern Utah, 1/8/26
Assists ..... 5 vs. Bethesda, 12/28/24
Blocks ..... 1 (5x), last at Abilene Christian, 1/3/26
Steals ..... 3 (3x), last vs. West Coast Baptist, 11/4/251
Minutes ..... 30:42 vs. UC Santa Barbara, 12/13/25

SEASON HIGHS

Points ..... 13 vs. Weber State, 12/17/25
FG Made ..... 5 vs. Weber State, 12/17/25
FG Attempted ..... 10 vs. UC Santa Barbara, 12/13/25
3PT Made ..... 3 (3x), last at Abilene Christian, 1/3/26
3PT Attempted ..... 7 vs. Idaho State, 12/10/25
FT Made ..... 3 (5x), last at Tarleton State, 1/29/26
FT Attepmted ..... 4 (2x), last at Tarleton State, 1/29/26
Rebounds ..... 6 vs. Southern Utah, 1/8/26
Assists ..... 3 vs. Samford, 11/26/25
Blocks ..... 1 (2x), last at Abilene Christian, 1/3/26
Steals ..... 3 vs. West Coast Baptist, 11/4/25
Minutes ..... 30:42 vs. UC Santa Barbara, 12/13/25

2025-26 GAME-BY-GAME STATS

				Total		3-Pointers		Free throws		Rebounds										
Opponent	Date	GS	MIN	FG-FGA	PCT	3FG-3FGA	PCT	FT-FTA	PCT	OFF	DEF	TOT	AVG	PF	A	TO	BLK	STL	PTS	AVG
West Coast Baptist	11/04/2025		18:42	3-6	.500	1-3	.333	0-0	.000	0	0	0	0.0	3	2	1	0	3	7	7.0
at Boise St.	11/08/2025		18:21	2-5	.400	1-3	.333	0-0	.000	1	1	2	1.0	1	0	1	0	0	5	6.0
Westminster (UT)	11/12/2025		11:49	0-2	.000	0-2	.000	3-3	1.000	0	1	1	1.0	1	0	1	0	0	3	5.0
at Fresno St.	11/15/2025		04:17	0-1	.000	0-0	.000	0-0	.000	0	1	1	1.0	0	0	1	0	0	0	3.8
UC Irvine	11/19/2025		07:10	0-1	.000	0-0	.000	0-0	.000	0	1	1	1.0	2	0	1	0	0	0	3.0
vs South Dakota St.	11/25/2025		13:09	1-2	.500	1-2	.500	0-0	.000	0	1	1	1.0	0	1	0	0	0	3	3.0
vs Samford	11/26/2025		17:52	2-7	.286	1-4	.250	1-2	.500	1	1	2	1.1	2	3	2	1	2	6	3.4
at San Diego St.	12/03/2025	*	27:18	1-4	.250	1-4	.250	0-2	.000	0	2	2	1.3	3	1	0	0	0	3	3.4
at Bowling Green	12/06/2025	*	28:02	1-4	.250	1-3	.333	0-0	.000	0	3	3	1.4	2	2	1	0	0	3	3.3
Idaho St.	12/10/2025	*	29:51	3-8	.375	2-7	.286	3-3	1.000	1	3	4	1.7	1	1	2	0	1	11	4.1
vs UC Santa Barbara	12/13/2025	*	30:42	4-10	.400	2-6	.333	2-2	1.000	0	2	2	1.7	2	2	0	0	2	12	4.8
Weber St.	12/17/2025	*	29:26	5-7	.714	3-4	.750	0-0	.000	0	1	1	1.7	1	2	0	0	0	13	5.5
Bethesda (CA)	12/20/2025	*	22:35	3-7	.429	3-6	.500	0-0	.000	1	1	2	1.7	1	2	3	0	0	9	5.8
California Baptist	12/29/2025	*	26:02	2-5	.400	0-2	.000	1-2	.500	0	0	0	1.6	1	1	1	0	1	5	5.7
at Tarleton St.	01/01/2026	*	24:27	0-3	.000	0-0	.000	0-0	.000	0	2	2	1.6	2	1	2	0	0	0	5.3
at Abilene Christian	01/03/2026	*	25:35	3-4	.750	3-4	.750	0-0	.000	0	2	2	1.6	2	1	3	1	1	9	5.6
Southern Utah	01/08/2026	*	24:47	3-6	.500	2-3	.667	3-4	.750	0	6	6	1.9	2	2	0	0	1	11	5.9
Utah Tech	01/10/2026	*	22:47	1-8	.125	0-5	.000	3-3	1.000	0	3	3	1.9	0	0	0	0	2	5	5.8
UT Arlington	01/17/2026		16:59	2-3	.667	1-1	1.000	1-2	.500	0	2	2	1.9	2	2	1	0	1	6	5.8
at Southern Utah	01/21/2026		24:33	1-6	.167	1-5	.200	0-0	.000	1	0	1	1.9	1	2	0	0	0	3	5.7
at California Baptist	01/24/2026		19:35	0-0	.000	0-0	.000	3-5	.600	0	0	0	1.8	1	0	0	0	0	3	5.6
at Tarleton St.	01/29/2026	*	17:38	2-5	.400	2-4	.500	3-4	.750	0	1	1	1.8	1	1	4	0	1	9	5.7
Abilene Christian	02/05/2026	*	21:57	0-4	.000	0-3	.000	0-0	.000	0	2	2	1.8	1	2	1	0	0	0	5.5
UT Arlington	02/07/2026		18:57	3-5	.600	2-4	.500	2-2	1.000	0	2	2	1.8	1	1	0	0	1	10	5.7
at Utah Tech	02/12/2026	*	18:08	2-5	.400	2-4	.500	0-0	.000	2	0	2	1.8	1	1	0	0	0	6	5.7
Totals		**14**	**520:37**	**44-118**	**.373**	**29-79**	**.367**	**25-34**	**.735**	**7**	**38**	**45**	**1.8**	**34**	**30**	**25**	**2**	**16**	**142**	**5.7**

Player Averages

Games Played	Minutes/ game	Points/ game	FG Pct	3FG Pct	FT Pct	Rebounds/ game	Assists/ game	Turnovers/ game	Assist/Turnover ratio	Steals/ game	Blocks/ game
25	20.8	5.7	37.3	36.7	73.5	1.8	1.2	1.0	1.2	0.6	0.1

CAREER STATS

				Field Goals		3-Point		F-Throws		Rebounds									Scoring	
SEASON	TEAM	GP-GS	MIN/AVG	FG-FGA	FG%	3FG-3FGA	3FG%	FT-FTA	FT%	OFF	DEF	TOT	AVG	PF-FO	A	TO	BLK	STL	PTS	AVG
2020-21	Stan	24-0	360/15.0	29-82	.354	11-42	.262	11-15	.733	5	22	27	1.1	15-0	9	24	0	13	80	3.3
2021-22	Stan	14-0	198/14.2	22-58	.379	16-37	.432	3-6	.500	2	20	22	1.6	14-0	10	11	0	5	63	4.5
2023-24	LMU	5-0	15/3.0	2-6	.333	1-3	.333	0-0	.000	0	0	0	0.0	1-0	0	0	1	1	5	1.0
2024-25	UVU	27-0	270/10.0	25-56	.446	16-39	.410	8-8	1.000	6	23	29	1.1	23-0	20	7	2	7	74	2.7
2025-26	UVU	25-14	521/20.8	44-118	.373	29-79	.367	25-34	.735	7	38	45	1.8	34-0	30	25	2	16	142	5.7
TOTAL FOR UVU		**52-14**	**790/15.2**	**69-174**	**.397**	**45-118**	**.381**	**33-42**	**.786**	**13**	**61**	**74**	**1.4**	**57-0**	**50**	**32**	**4**	**23**	**216**	**4.2**
TOTAL		**95-14**	**1364/14.4**	**122-320**	**.381**	**73-200**	**.365**	**47-63**	**.746**	**20**	**103**	**123**	**1.3**	**87-0**	**69**	**67**	**5**	**42**	**364**	**3.8**

HAYDEN WELLING

Sr. • Forward
6-9 • 210
Draper, Utah
UC Irvine

Welling's Complete bio

2025-26 HIGHLIGHTS

- Scored six points and pulled down a career-best nine rebounds in UVU's 116-35 season-opening win over West Coast Baptist (Nov. 4).
- Scored 12 points with three reounds at Boise State (Nov. 8).
- Scored a season-high 17 points at Fresno State (Nov. 15).
- Scored 14 points with a pair of threes in a 79-72 win over UC Irvine (Nov. 19).
- Scored 14 points with three shots from long range at San Diego State (Dec. 3).
- Scored 10 points in an 82-71 win at Bowling Green (Dec. 6).
- Had a career-high four blocks to go along with five points in a 73-69 win over Idaho State (Dec. 10).
- Matched a career high with 18 points to go along with four rebounds in a 68-53 win over UC Santa Barbara (Dec. 13).
- Scored 10 points with a season-best four assists and four rebounds in a 90-74 win over in-state rival Weber State (Dec. 17).
- Scored 11 points with six rebounds in a 109-48 win over Bethesda (Dec. 20).
- Scored 15 points with seven boards in a 91-85 win at Tarleton State (Jan. 1).

GET TO KNOW HAYDEN

Born July 8, 2001 ... married to Tahlia White, who played basketball at Utah Valley ... parents are Derrick and Kylie Welling ... has three brothers, Carter, Sawyer, and Beckham ... enjoys Kendrama and bowling ... brother Carter played basketball at UVU during 2024-25 season and currently plays at Clemson.

WELLING'S CAREER AT A GLANCE

- Transfer from UC Irvine where he played in 52 games over the past two seasons (2022-24).
- Prepped at Corner Canyon High School where he led the Charger to a 6A State Championship in 2019.

CAREER HIGHS

Points ..... 18 (2x), last vs. UC Santa Barbara, 12/13/25
FG Made ..... 9 vs. Occidental, 11/17/23
FG Attempted ..... 12 (2x), last vs. Bethesda, 12/20/25
3PT Made ..... 3 (3x), last vs. UC Santa Barbara, 12/13/25
3PT Attempted 6 (2x), last vs. UC Santa Barbara, 12/13/25
FT Made ..... 6 at Boise State, 11/8/25
FT Attepmted ..... 10 at Fresno State, 11/15/25
Rebounds ..... 9 vs. West Coast Baptist, 11/4/25
Assists ..... 5 at North Dakota, 11/14/24
Blocks ..... 4 vs. Idaho State, 12/10/25
Steals ..... 4 at Stanford, 12/3/24
Minutes ..... 34:33 at North Dakota, 11/14/24

SEASON HIGHS

Points ..... 18 vs. UC Santa Barbara, 12/13/25
FG Made ..... 6 (3x), last at Tarleton State, 1/1/26
FG Attempted ..... 12 (2x), last vs. Bethesda, 12/20/25
3PT Made ..... 3 (2x), last vs. UC Santa Barbara, 12/13/25
3PT Attempted 6 (2x), last vs. UC Santa Barbara, 12/13/25
FT Made ..... 6 at Boise State, 11/8/25
FT Attepmted ..... 10 at Fresno State, 11/15/25
Rebounds ..... 9 vs. West Coast Baptist, 11/4/25
Assists ..... 4 vs. Weber State, 12/17/25
Blocks ..... 4 vs. Idaho State, 12/10/25
Steals ..... 3 at Fresno State, 11/15/25
Minutes ..... 26:16 vs. Weber State, 12/17/25

2025-26 GAME-BY-GAME STATS

				Total		3-Pointers		Free throws		Rebounds										
Opponent	Date	GS	MIN	FG-FGA	PCT	3FG-3FGA	PCT	FT-FTA	PCT	OFF	DEF	TOT	AVG	PF	A	TO	BLK	STL	PTS	AVG
West Coast Baptist	11/04/2025		17:10	3-8	.375	0-3	.000	0-0	.000	3	6	9	9.0	0	1	1	1	0	6	6.0
at Boise St.	11/08/2025		19:08	3-8	.375	0-3	.000	6-6	1.000	0	3	3	6.0	2	1	0	1	0	12	9.0
Westminster (UT)	11/12/2025		12:45	2-7	.286	0-3	.000	0-0	.000	0	3	3	5.0	4	1	3	0	0	4	7.3
at Fresno St.	11/15/2025		25:16	6-12	.500	0-1	.000	5-10	.500	0	2	2	4.3	2	1	2	0	3	17	9.8
UC Irvine	11/19/2025		20:05	5-11	.455	2-3	.667	2-3	.667	0	1	1	3.6	2	1	1	0	0	14	10.6
vs South Dakota St.	11/25/2025		13:37	1-3	.333	0-1	.000	0-0	.000	3	2	5	3.8	0	1	2	0	0	2	9.2
vs Samford	11/26/2025		04:17	1-2	.500	0-0	.000	0-0	.000	0	3	3	3.7	0	0	0	0	0	2	8.1
at San Diego St.	12/03/2025		23:07	5-12	.417	3-6	.500	1-2	.500	0	1	1	3.4	3	1	4	0	0	14	8.9
at Bowling Green	12/06/2025		15:35	4-7	.571	2-4	.500	0-0	.000	0	2	2	3.2	2	0	2	0	1	10	9.0
Idaho St.	12/10/2025		20:19	2-4	.500	1-3	.333	0-0	.000	0	2	2	3.1	2	0	2	4	0	5	8.6
vs UC Santa Barbara	12/13/2025		21:29	6-11	.545	3-6	.500	3-3	1.000	0	4	4	3.2	1	0	2	0	0	18	9.5
Weber St.	12/17/2025		26:16	5-8	.625	0-2	.000	0-0	.000	3	1	4	3.3	2	4	1	3	0	10	9.5
Bethesda (CA)	12/20/2025		15:58	5-12	.417	0-4	.000	1-2	.500	1	5	6	3.5	1	3	1	2	1	11	9.6
California Baptist	12/29/2025		16:15	3-9	.333	0-3	.000	0-0	.000	0	4	4	3.5	1	2	0	0	2	6	9.4
at Tarleton St.	01/01/2026		24:57	6-9	.667	2-2	1.000	1-3	.333	1	6	7	3.7	4	1	2	0	0	15	9.7
at Abilene Christian	01/03/2026		24:06	3-7	.429	0-2	.000	2-4	.500	2	4	6	3.9	1	1	3	0	0	8	9.6
Southern Utah	01/08/2026		16:14	3-9	.333	0-2	.000	0-0	.000	2	0	2	3.8	3	1	1	1	0	6	9.4
Utah Tech	01/10/2026		23:04	4-8	.500	0-1	.000	4-6	.667	0	3	3	3.7	1	0	1	0	1	12	9.6
UT Arlington	01/17/2026		19:18	4-10	.400	1-4	.250	5-6	.833	0	2	2	3.6	2	1	0	0	0	14	9.8
at Southern Utah	01/21/2026		12:19	1-5	.200	0-2	.000	0-0	.000	1	0	1	3.5	0	1	1	0	1	2	9.4
at California Baptist	01/24/2026		23:31	3-9	.333	0-4	.000	2-4	.500	2	2	4	3.5	4	1	1	1	2	8	9.3
at Tarleton St.	01/29/2026		15:12	2-4	.500	0-0	.000	2-2	1.000	0	2	2	3.5	2	1	1	1	0	6	9.2
Abilene Christian	02/05/2026		17:10	3-7	.429	0-1	.000	1-1	1.000	0	3	3	3.4	0	2	0	2	0	7	9.1
UT Arlington	02/07/2026		18:23	1-5	.200	0-3	.000	4-4	1.000	1	1	2	3.4	3	3	1	0	0	6	9.0
at Utah Tech	02/12/2026		06:55	0-1	.000	0-0	.000	0-0	.000	0	0	0	3.2	1	0	0	0	0	0	8.6
California Baptist	02/19/2026		17:48	1-5	.200	0-1	.000	1-2	.500	2	3	5	3.3	3	1	1	3	0	3	8.4
at UT Arlington	02/21/2026		09:34	0-2	.000	0-0	.000	1-2	.500	1	2	3	3.3	1	0	2	1	0	1	8.1
Tarleton St.	02/26/2026		08:58	0-2	.000	0-0	.000	1-2	.500	1	1	2	3.3	0	0	0	1	0	1	7.9
Abilene Christian	02/28/2026	*	21:10	3-7	.429	0-0	.000	1-2	.500	1	1	2	3.2	2	1	0	0	1	7	7.8
Totals		**1**	**509:57**	**85-204**	**.417**	**14-64**	**.219**	**43-64**	**.672**	**24**	**69**	**93**	**3.2**	**49**	**30**	**35**	**21**	**12**	**227**	**7.8**

Player Averages

Games Played	Minutes/ game	Points/ game	FG Pct	3FG Pct	FT Pct	Rebounds/ game	Assists/ game	Turnovers/ game	Assist/Turnover ratio	Steals/ game	Blocks/ game
29	17.6	7.8	41.7	21.9	67.2	3.2	1.0	1.2	0.9	0.4	0.7

CAREER STATS

				Field Goals		3-Point		F-Throws		Rebounds									Scoring	
SEASON	TEAM	GP-GS	MIN/AVG	FG-FGA	FG%	3FG-3FGA	3FG%	FT-FTA	FT%	OFF	DEF	TOT	AVG	PF-FO	A	TO	BLK	STL	PTS	AVG
2022-23	Irvine	20-0	90/4.5	8-19	.421	0-0	.000	7-12	.583	10	13	23	1.2	14-0	0	7	1	0	23	1.2
2023-24	Irvine	31-2	200/6.5	23-46	.500	0-1	.000	6-9	.667	11	25	36	1.2	35-0	1	9	5	2	52	1.7
2024-25	UVU	33-2	411/12.4	58-140	.414	13-43	.302	24-33	.727	22	46	68	2.1	45-1	17	15	22	13	153	4.6
2025-26	UVU	29-1	510/17.6	85-204	.417	14-64	.219	43-64	.672	24	69	93	3.2	49-0	30	35	21	12	227	7.8
TOTAL FOR UVU		**62-3**	**920/14.8**	**143-344**	**.416**	**27-107**	**.252**	**67-97**	**.691**	**46**	**115**	**161**	**2.6**	**94-1**	**47**	**50**	**43**	**25**	**380**	**6.1**
TOTAL		**113-5**	**1211/10.7**	**174-409**	**.425**	**27-108**	**.250**	**80-118**	**.678**	**67**	**153**	**220**	**1.9**	**143-1**	**48**	**66**	**49**	**27**	**455**	**4.0**

BRADEN HOUSLEY

RS-So. • Guard
6-4 • 196
Sandy, Utah
Utah State

Housley's Complete bio

2025-26 HIGHLIGHTS

- Scored 12 points with two assists in a 91-60 win over Westminster (Nov. 12).
- Scored a season-high 15 points with seven rebounds and three steals in a 75-52 win over South Dakota State in Cancun (Nov. 25).

HOUSLEY'S CAREER AT A GLANCE

- Transfer from Utah State where he played in three games before being sidelined with an injury.
- Played his freshman season at Southern Utah (2023-24) where he earned WAC All-Freshman Team honors after starting all 31 games, averaging 10.8 points, 3.6 assists, 3.5 rebounds, and 1.6 steals per game.

CAREER HIGHS

Points ..... 23 at Utah, 12/5/23
FG Made ..... 8 at Utah, 12/5/23
FG Attempted ..... 16 at CSU Bakersfield, 11/6/23
3PT Made ..... 5 at Utah, 12/5/23
3PT Attempted ..... 9 at CSU Bakersfield, 11/6/23
FT Made ..... 8 vs. Antelope Valley, 12/30/23
FT Attepmted ..... 11 at Montana State, 12/19/23
Rebounds ..... 8 vs. Grand Canyon, 1/4/24
Assists ..... 8 (2x), last at UTRGV, 3/9/24
Blocks ..... 2 (2x), last vs. UT Arlington, 2/1/24
Steals ..... 4 (3x), last vs. Antelope Valley, 12/30/23
Minutes ..... 45 vs. Montana State, 12/19/23

SEASON HIGHS

Points ..... 15 vs. South Dakota State, 11/25/25
FG Made ..... 4 (3x), last vs. South Dakota State, 11/25/25
FG Attempted ..... 9 vs. South Dakota State, 11/25/25
3PT Made ..... 1 (12x), last vs. Abilene Christian, 2/28/26
3PT Attempted ..... 4 vs. Utah Tech, 2/12/26
FT Made ..... 6 vs. South Dakota State, 11/25/25
FT Attepmted 6 (2x), last vs. South Dakota State, 11/25/25
Rebounds ..... 7 vs. South Dakota State, 11/25/25
Assists ..... 7 vs. Utah Tech, 1/10/26
Blocks ..... 1 (2x), last at Tarleton State, 1/1/26
Steals ..... 3 (3x), last at Tarleton State, 1/29/26
Minutes ..... 33:35 vs. California Baptist, 2/19/26

2025-26 GAME-BY-GAME STATS

				Total		3-Pointers		Free throws		Rebounds										
Opponent	Date	GS	MIN	FG-FGA	PCT	3FG-3FGA	PCT	FT-FTA	PCT	OFF	DEF	TOT	AVG	PF	A	TO	BLK	STL	PTS	AVG
West Coast Baptist	11/04/2025	*	21:04	4-6	.667	0-2	.000	0-0	.000	1	3	4	4.0	1	5	1	1	3	8	8.0
at Boise St.	11/08/2025	*	14:37	1-2	.500	0-0	.000	1-2	.500	0	1	1	2.5	5	1	3	0	1	3	5.5
Westminster (UT)	11/12/2025	*	26:09	3-5	.600	1-3	.333	5-6	.833	0	0	0	1.7	0	2	1	0	2	12	7.7
at Fresno St.	11/15/2025	*	24:38	3-5	.600	1-3	.333	0-1	.000	0	0	0	1.3	3	0	2	0	1	7	7.5
UC Irvine	11/19/2025	*	30:56	4-6	.667	0-1	.000	0-2	.000	0	3	3	1.6	1	1	1	0	1	8	7.6
vs South Dakota St.	11/25/2025	*	29:13	4-9	.444	1-3	.333	6-6	1.000	1	6	7	2.5	1	2	1	0	3	15	8.8
vs Samford	11/26/2025	*	22:26	0-3	.000	0-1	.000	2-2	1.000	1	3	4	2.7	2	5	0	0	0	2	7.9
California Baptist	12/29/2025		23:06	2-5	.400	1-2	.500	0-2	.000	1	3	4	2.9	3	3	0	0	1	5	7.5
at Tarleton St.	01/01/2026		25:03	2-4	.500	0-2	.000	3-4	.750	0	4	4	3.0	4	2	1	1	2	7	7.4
at Abilene Christian	01/03/2026		24:36	0-1	.000	0-1	.000	3-4	.750	0	2	2	2.9	2	4	4	0	0	3	7.0
Southern Utah	01/08/2026		19:35	2-4	.500	0-1	.000	0-0	.000	3	2	5	3.1	3	6	3	0	0	4	6.7
Utah Tech	01/10/2026		31:53	1-5	.200	0-2	.000	1-1	1.000	0	3	3	3.1	1	7	1	0	3	3	6.4
UT Arlington	01/17/2026	*	27:56	2-3	.667	1-2	.500	1-4	.250	2	0	2	3.0	1	2	2	0	0	6	6.4
at Southern Utah	01/21/2026	*	22:33	1-6	.167	1-2	.500	2-4	.500	1	1	2	2.9	3	2	2	0	2	5	6.3
at California Baptist	01/24/2026	*	33:27	2-4	.500	1-2	.500	0-1	.000	0	6	6	3.1	4	2	1	0	1	5	6.2
at Tarleton St.	01/29/2026		24:02	2-3	.667	1-2	.500	0-0	.000	0	5	5	3.3	4	4	1	0	3	5	6.1
Abilene Christian	02/05/2026		17:44	1-2	.500	0-1	.000	2-5	.400	0	1	1	3.1	3	4	1	0	2	4	6.0
UT Arlington	02/07/2026	*	23:57	1-4	.250	1-1	1.000	0-0	.000	1	1	2	3.1	5	4	4	0	0	3	5.8
at Utah Tech	02/12/2026		27:12	2-6	.333	1-4	.250	0-0	.000	1	1	2	3.0	3	2	3	0	0	5	5.8
California Baptist	02/19/2026	*	33:35	1-4	.250	1-2	.500	2-3	.667	0	3	3	3.0	2	2	3	0	1	5	5.8
at UT Arlington	02/21/2026	*	31:34	1-5	.200	0-2	.000	1-2	.500	0	2	2	3.0	2	0	1	0	1	3	5.6
Tarleton St.	02/26/2026	*	31:33	1-5	.200	0-2	.000	0-1	.000	0	0	0	2.8	2	4	2	0	2	2	5.5
Abilene Christian	02/28/2026	*	32:42	2-3	.667	1-2	.500	1-2	.500	0	4	4	2.9	2	2	4	0	1	6	5.5
Totals		**15**	**599:32**	**42-100**	**.420**	**12-43**	**.279**	**30-52**	**.577**	**12**	**54**	**66**	**2.9**	**57**	**66**	**42**	**2**	**30**	**126**	**5.5**

Player Averages

Games Played	Minutes/ game	Points/ game	FG Pct	3FG Pct	FT Pct	Rebounds/ game	Assists/ game	Turnovers/ game	Assist/Turnover ratio	Steals/ game	Blocks/ game
23	26.1	5.5	42.0	27.9	57.7	2.9	2.9	1.8	1.6	1.3	0.1

GET TO KNOW BRADEN

Loves to play chess ... tries to emulate his father's work ethic ... plays pickleball ... enjoys the outdoors ... served a church mission in Texas.

CAREER STATS

				Field Goals		3-Point		F-Throws		Rebounds									Scoring	
SEASON	TEAM	GP-GS	MIN/AVG	FG-FGA	FG%	3FG-3FGA	3FG%	FT-FTA	FT%	OFF	DEF	TOT	AVG	PF-FO	A	TO	BLK	STL	PTS	AVG
2023-24	SUU	31-31	1075/34.7	114-302	.377	41-151	.272	66-105	.629	15	92	107	3.5	87-3	111	70	13	49	335	10.8
2024-25	USU	3-0	23/7.8	3-3	1.000	2-2	1.000	0-0	.000	1	1	2	0.7	5-0	2	0	0	2	8	2.7
2025-26	UVU	23-15	600/26.1	42-100	.420	12-43	.279	30-52	.577	12	54	66	2.9	57-2	66	42	2	30	126	5.5
TOTAL FOR UVU		**23-15**	**600/26.1**	**42-100**	**.420**	**12-43**	**.279**	**30-52**	**.577**	**12**	**54**	**66**	**2.9**	**57-2**	**66**	**42**	**2**	**30**	**126**	**5.5**
TOTAL		**57-46**	**1698/29.8**	**159-405**	**.393**	**55-196**	**.281**	**96-157**	**.611**	**28**	**147**	**175**	**3.1**	**149-5**	**179**	**112**	**15**	**81**	**469**	**8.2**

TREVAN LEONHARDT

RS-Jr. • Guard
6-4 • 175
Kaysville, UT
Davis HS

Leonhardt's Complete bio

2025-26 HIGHLIGHTS

- Scored 14 points and dished out nine assists in season-opening 116-35 win over West Coast Baptist (Nov. 4).
- Recorded an 11-point, 13-assist double--double in a 91-60 win over Westminster (Nov. 12). The 13 assists are a career high.
- Scored a then career-high 15 points to go along with eight rebounds in a 79-72 win over UC Irvine (Nov. 19).
- Scored a career-high 16 points with four rebounds, four assists, and four steals in a 75-52 win over South Dakota State in Cancun (Nov. 25).
- Scored 13 points with five rebounds and five assists at San Diego State (Dec. 3).
- Flirted with a triple double with a career-high 11 rebounds with six points and eight assists in a 73-69 win over Idaho State (Dec. 10).
- Scored eight points with 10 assists and nine rebounds in a 68-53 win over UC Santa Barbara (Dec. 13).
- Scored 14 points with eight assists and a career-high three blocks in a 73-66 win over California Baptist (Dec. 29).
- Scored 15 points with a career-high 11 made free throws in a 91-85 win at Tarleton State (Jan. 1).
- Scored a career-high 26 points with seven assists in a 92-76 win over Utah Tech (Jan. 10).
- Scored 14 points with nine rebounds, six assists, and three steals in an 86-74 win over UT Arlington (Jan. 17).
- Scored 14 points with five rebounds and four assists in a loss at Southern Utah (Jan. 21).
- Scored 20 points with five rebounds, three assists, and three steals in an 83-55 win at Tarleton State (Jan. 29).
- Scored 12 points with a career-high five steals and six assists in an 81-60 win over UT Arlington (Feb. 7).
- Scored 15 points with six assists and four rebounds in loss at Utah Tech (Feb. 12).
- Recorded a 13-point, 10-rebound double-double in a 66-54 road win at UT Arlington (Feb. 21).

GET TO KNOW TREVAN

Born April 2, 2002 ... parents are Breet and Lishelle Leonhardt ... prepped at Davis High School ... First Team All-State honoree ... averaged 11.2 points, 5.7 assists, 5.0 rebounds, and 3.9 steals per game at DHS during his senior season (2019-20) ... knocked down 28 shots from long range at a 41 percent clip ... led the Darts to the championship game of the 2020 6A Utah State High School Championship where his team dropped a 55-52 decision to Fremont ... also led team to the state semifinals in 2019.

LEONHARDT'S CAREER AT A GLANCE

- Started all 34 games at UVU last season, helping team to WAC title and NIT appearance. Broke single season record for assists with 178. Ranked No. 5 nationally in assist/to ratio.
- Played in all 32 games for UVU during 2023-24 season, averaging 2.1 points, 1.8 rebounds, and 1.1 assists per game. Shot 51.9% from the field.
- Led the Davis High School to the championship game of the 2020 6A Utah State High School Championship.

CAREER HIGHS

Points ..... 26 vs. Utah Tech, 1/10/26
FG Made ..... 9 (2x), last at Tarleton State, 1/29/26
FG Attempted ..... 14 vs. Utah Tech, 2/12/26
3PT Made ..... 3 (4x), last vs. West Coast Baptist, 11/4/25
3PT Attempted ..... 7 vs. Utah Tech, 2/12/26
FT Made ..... 11 at Tarleton State, 1/1/26
FT Attepmted ..... 14 at Tarleton State, 1/1/26
Rebounds ..... 11 vs. Idaho State, 12/10/25
Assists ..... 13 vs. Westminster, 11/12/25
Blocks ..... 3 (2x), last vs. Utah Tech, 1/10/26
Steals ..... 5 vs. UT Arlington, 2/7/26
Minutes ..... 39:12 at San Diego State, 12/3/25

SEASON HIGHS

Points ..... 26 vs. Utah Tech, 1/10/26
FG Made ..... 9 (2x), last at Tarleton State, 1/29/26
FG Attempted ..... 16 at UT Arlington, 2/21/26
3PT Made ..... 3 vs. West Coast Baptist, 11/4/25
3PT Attempted ..... 7 vs. Utah Tech, 2/12/26
FT Made ..... 11 at Tarleton State, 1/1/26
FT Attepmted ..... 14 at Tarleton State, 1/1/26
Rebounds ..... 11 vs. Idaho State, 12/10/25
Assists ..... 13 vs. Westminster, 11/12/25
Blocks ..... 3 (2x), last vs. Utah Tech, 1/10/26
Steals ..... 5 vs. UT Arlington, 2/7/26
Minutes ..... 39:12 at San Diego State, 12/3/25

2025-26 GAME-BY-GAME STATS

				Total		3-Pointers		Free throws		Rebounds										
Opponent	Date	GS	MIN	FG-FGA	PCT	3FG-3FGA	PCT	FT-FTA	PCT	OFF	DEF	TOT	AVG	PF	A	TO	BLK	STL	PTS	AVG
West Coast Baptist	11/04/2025	*	23:50	5-10	.500	3-5	.600	1-2	.500	0	4	4	4.0	2	9	1	0	2	14	14.0
at Boise St.	11/08/2025	*	32:18	4-6	.667	0-1	.000	0-0	.000	0	5	5	4.5	1	4	4	0	1	8	11.0
Westminster (UT)	11/12/2025	*	30:34	4-6	.667	1-2	.500	2-2	1.000	3	4	7	5.3	2	13	1	0	0	11	11.0
at Fresno St.	11/15/2025	*	36:39	3-8	.375	2-5	.400	2-2	1.000	0	4	4	5.0	2	7	2	0	1	10	10.8
UC Irvine	11/19/2025	*	33:25	6-11	.545	0-2	.000	3-4	.750	2	6	8	5.6	1	4	4	1	2	15	11.6
vs South Dakota St.	11/25/2025	*	30:46	6-9	.667	2-3	.667	2-2	1.000	1	4	5	5.5	1	3	4	1	3	16	12.3
vs Samford	11/26/2025	*	26:43	6-10	.600	2-2	1.000	1-1	1.000	0	4	4	5.3	0	4	2	0	4	15	12.7
at San Diego St.	12/03/2025	*	39:12	5-12	.417	1-4	.250	2-2	1.000	2	3	5	5.3	3	5	6	0	4	13	12.8
at Bowling Green	12/06/2025	*	38:43	2-7	.286	1-4	.250	1-2	.500	1	1	2	4.9	2	9	5	1	1	6	12.0
Idaho St.	12/10/2025	*	34:05	2-3	.667	0-0	.000	2-2	1.000	2	9	11	5.5	2	8	2	1	3	6	11.4
vs UC Santa Barbara	12/13/2025	*	36:03	2-5	.400	0-0	.000	4-5	.800	1	8	9	5.8	1	10	6	2	3	8	11.1
Weber St.	12/17/2025	*	35:43	2-5	.400	1-4	.250	0-0	.000	0	5	5	5.8	1	6	2	0	2	5	10.6
Bethesda (CA)	12/20/2025	*	23:45	2-6	.333	1-4	.250	0-0	.000	1	3	4	5.6	0	6	0	0	2	5	10.2
California Baptist	12/29/2025	*	33:32	6-7	.857	0-1	.000	2-4	.500	0	3	3	5.4	1	8	2	3	2	14	10.4
at Tarleton St.	01/01/2026	*	35:52	2-6	.333	0-2	.000	11-14	.786	0	6	6	5.5	1	5	2	0	0	15	10.7
at Abilene Christian	01/03/2026	*	28:39	3-7	.429	1-4	.250	0-0	.000	1	3	4	5.4	2	2	3	1	0	7	10.5
Southern Utah	01/08/2026	*	31:07	4-8	.500	1-1	1.000	0-0	.000	0	4	4	5.3	1	5	2	1	2	9	10.4
Utah Tech	01/10/2026	*	34:45	9-12	.750	2-4	.500	6-6	1.000	0	3	3	5.2	2	7	1	3	3	26	11.3
UT Arlington	01/17/2026	*	37:10	6-10	.600	0-2	.000	2-2	1.000	2	7	9	5.4	1	6	2	0	3	14	11.4
at Southern Utah	01/21/2026	*	33:31	6-13	.462	2-6	.333	0-1	.000	1	4	5	5.4	2	4	1	0	0	14	11.6
at California Baptist	01/24/2026	*	36:47	3-8	.375	1-4	.250	1-1	1.000	0	2	2	5.2	3	4	1	0	1	8	11.4
at Tarleton St.	01/29/2026	*	30:20	9-13	.692	2-3	.667	0-0	.000	0	5	5	5.2	1	3	7	1	3	20	11.8
Abilene Christian	02/05/2026	*	31:21	3-6	.500	1-1	1.000	1-2	.500	1	4	5	5.2	1	7	5	1	4	8	11.6
UT Arlington	02/07/2026	*	35:06	4-8	.500	2-5	.400	2-2	1.000	0	2	2	5.0	1	6	1	0	5	12	11.6
at Utah Tech	02/12/2026	*	38:50	6-14	.429	1-7	.143	2-4	.500	0	4	4	5.0	2	6	2	0	3	15	11.8
California Baptist	02/19/2026	*	35:28	4-9	.444	1-5	.200	0-1	.000	0	4	4	5.0	0	8	2	0	2	9	11.7
at UT Arlington	02/21/2026	*	36:03	4-16	.250	0-3	.000	5-7	.714	2	8	10	5.1	0	2	0	0	2	13	11.7
Tarleton St.	02/26/2026	*	34:29	4-7	.571	2-5	.400	1-2	.500	0	7	7	5.2	0	4	3	1	1	11	11.7
Abilene Christian	02/28/2026	*	35:40	4-9	.444	2-5	.400	6-8	.750	1	8	9	5.3	3	7	7	2	3	16	11.8
Totals		**29**	**970:26**	**126-251**	**.502**	**32-94**	**.340**	**59-78**	**.756**	**21**	**134**	**155**	**5.3**	**39**	**172**	**80**	**19**	**62**	**343**	**11.8**

Player Averages

Games Played	Minutes/ game	Points/ game	FG Pct	3FG Pct	FT Pct	Rebounds/ game	Assists/ game	Turnovers/ game	Assist/Turnover ratio	Steals/ game	Blocks/ game
29	33.5	11.8	50.2	34.0	75.6	5.3	5.9	2.8	2.2	2.1	0.7

CAREER STATS

				Field Goals		3-Point		F-Throws		Rebounds									Scoring	
SEASON	TEAM	GP-GS	MIN/AVG	FG-FGA	FG%	3FG-3FGA	3FG%	FT-FTA	FT%	OFF	DEF	TOT	AVG	PF-FO	A	TO	BLK	STL	PTS	AVG
2023-24	UVU	32-0	418/13.1	28-54	.519	6-20	.300	5-5	1.000	17	40	57	1.8	23-0	36	15	3	34	67	2.1
2024-25	UVU	34-34	943/27.7	71-154	.461	26-68	.382	29-36	.806	33	115	148	4.4	45-1	178	53	9	55	197	5.8
2025-26	UVU	29-29	970/33.5	126-251	.502	32-94	.340	59-78	.756	21	134	155	5.3	39-0	172	80	19	62	343	11.8
TOTAL		**95-63**	**2331/24.5**	**225-459**	**.490**	**64-182**	**.352**	**93-119**	**.782**	**71**	**289**	**360**	**3.8**	**107-1**	**386**	**148**	**31**	**151**	**607**	**6.4**



TYLER WEAVER

RS-Fr. • Forward
6-7 • 175
Aliso Viejo, California
Aliso Niguel HS

Weaver's Complete bio

2025-26 HIGHLIGHTS

- Scored seven points with eight rebounds in his first-ever collegiate game in a 116-35 win over West Coast Baptist (Nov. 4).
- Scored six points with three rebounds and three assists in a 109-48 win over Bethesda (Dec. 20).

WEAVER'S CAREER AT A GLANCE

- Redshirted the 2024-25 season.
- Prepped at Aliso Niguel High School in Aliso Viejo, California where he averaged 23.8 points, 6.4 rebounds, and 2.7 assists during his senior season.
- Named one of California's top small forwards by Sports Illustrated.
- 2021-22 All-Orange County Second Team honoree.

CAREER HIGHS

Points ..... 7 vs. West Coast Baptist, 11/4/25
FG Made ..... 3 vs. Bethesda, 12/20/25
FG Attempted ..... 9 vs. West Coast Baptist, 11/4/25
3PT Made ..... 1 (4x), last vs. Abilene Christian, 2/28/26
3PT Attempted ..... 3 vs. West Coast Baptist, 11/4/25
FT Made ..... 2 vs. West Coast Baptist, 11/4/25
FT Attepmted .... 2 (2x), last vs. Abilene Christian, 2/5/26
Rebounds ..... 8 vs. West Coast Baptist, 11/4/25
Assists ..... 3 (3x), last vs. Abilene Christian, 2/28/26
Blocks ..... 1 (3x), last vs. Samford, 11/26/25
Steals ..... 2 vs. Bethesda, 12/20/25
Minutes ..... 13:47 vs. Bethesda, 12/20/25

SEASON HIGHS

Points ..... 7 vs. West Coast Baptist, 11/4/25
FG Made ..... 3 vs. Bethesda, 12/20/25
FG Attempted ..... 9 vs. West Coast Baptist, 11/4/25
3PT Made ..... 1 (4x), last vs. Abilene Christian, 2/28/26
3PT Attempted ..... 3 vs. West Coast Baptist, 11/4/25
FT Made ..... 2 vs. West Coast Baptist, 11/4/25
FT Attepmted .... 2 (2x), last vs. Abilene Christian, 2/5/26
Rebounds ..... 8 vs. West Coast Baptist, 11/4/25
Assists ..... 3 (3x), last vs. Abilene Christian, 2/28/26
Blocks ..... 1 (3x), last vs. Samford, 11/26/25
Steals ..... 2 vs. Bethesda, 12/20/25
Minutes ..... 13:47 vs. Bethesda, 12/20/25

2024-25 GAME-BY-GAME STATS

				Total		3-Pointers		Free throws		Rebounds										
Opponent	Date	GS	MIN	FG-FGA	PCT	3FG-3FGA	PCT	FT-FTA	PCT	OFF	DEF	TOT	AVG	PF	A	TO	BLK	STL	PTS	AVG
West Coast Baptist	11/04/2025		11:24	2-9	.222	1-3	.333	2-2	1.000	3	5	8	8.0	1	3	1	1	0	7	7.0
at Boise St.	11/08/2025		05:13	0-1	.000	0-1	.000	0-0	.000	0	0	0	4.0	0	0	0	0	0	0	3.5
Westminster (UT)	11/12/2025		07:25	1-2	.500	0-1	.000	0-1	.000	0	2	2	3.3	0	0	1	1	1	2	3.0
vs South Dakota St.	11/25/2025		01:26	0-1	.000	0-0	.000	0-0	.000	0	0	0	2.5	0	0	0	0	0	0	2.3
vs Samford	11/26/2025		10:24	0-1	.000	0-0	.000	0-0	.000	0	3	3	2.6	0	0	0	1	1	0	1.8
Weber St.	12/17/2025		03:27	0-0	.000	0-0	.000	0-0	.000	0	0	0	2.2	0	0	0	0	1	0	1.5
Bethesda (CA)	12/20/2025		13:47	3-4	.750	0-1	.000	0-0	.000	0	3	3	2.3	1	3	3	0	2	6	2.1
at Abilene Christian	01/03/2026		02:56	0-1	.000	0-0	.000	0-0	.000	0	0	0	2.0	0	0	0	0	0	0	1.9
Southern Utah	01/08/2026		10:35	0-1	.000	0-1	.000	0-0	.000	1	4	5	2.3	2	0	0	0	0	0	1.7
Utah Tech	01/10/2026		04:42	1-3	.333	1-2	.500	0-0	.000	1	0	1	2.2	0	0	0	0	0	3	1.8
at Southern Utah	01/21/2026		03:27	0-2	.000	0-1	.000	0-0	.000	0	0	0	2.0	1	0	0	0	0	0	1.6
at Tarleton St.	01/29/2026		03:05	1-1	1.000	1-1	1.000	0-0	.000	0	0	0	1.8	0	0	0	0	0	3	1.8
Abilene Christian	02/05/2026		06:03	0-0	.000	0-0	.000	1-2	.500	0	0	0	1.7	1	0	2	0	0	1	1.7
UT Arlington	02/07/2026		04:03	0-1	.000	0-1	.000	0-0	.000	0	0	0	1.6	1	0	1	0	0	0	1.6
at UT Arlington	02/21/2026		00:02	0-0	.000	0-0	.000	0-0	.000	0	0	0	1.5	0	0	0	0	0	0	1.5
Abilene Christian	02/28/2026		12:46	1-2	.500	1-2	.500	0-0	.000	0	1	1	1.4	3	1	0	0	0	3	1.6
Totals		**0**	**100:46**	**9-29**	**.310**	**4-14**	**.286**	**3-5**	**.600**	**5**	**18**	**23**	**1.4**	**10**	**7**	**8**	**3**	**5**	**25**	**1.6**

Player Averages

Games Played	Minutes/ game	Points/ game	FG Pct	3FG Pct	FT Pct	Rebounds/ game	Assists/ game	Turnovers/ game	Assist/Turnover ratio	Steals/ game	Blocks/ game
16	6.3	1.6	31.0	28.6	60.0	1.4	0.4	0.5	0.9	0.3	0.2

GET TO KNOW TYLER

Served a two-year church mission in Porto Legre, Brazil ... cousin of former pro and UVU standout Travis Hansen ... majoring in business and analysis.

CAREER STATS

				Field Goals		3-Point		F-Throws		Rebounds									Scoring	
SEASON	TEAM	GP-GS	MIN/AVG	FG-FGA	FG%	3FG-3FGA	3FG%	FT-FTA	FT%	OFF	DEF	TOT	AVG	PF-FO	A	TO	BLK	STL	PTS	AVG
2025-26	UVU	16-0	101/6.3	9-29	.310	4-14	.286	3-5	.600	5	18	23	1.4	10-0	7	8	3	5	25	1.6
TOTAL		**16-0**	**101/6.3**	**9-29**	**.310**	**4-14**	**.286**	**3-5**	**.600**	**5**	**18**	**23**	**1.4**	**10-0**	**7**	**8**	**3**	**5**	**25**	**1.6**

TYLER MEDARIS

RS-Fr. • Forward
6-7 • 205
Middleton, Idaho
Middleton HS

Medaris' Complete bio

2025-26 HIGHLIGHTS

- Scored eight points with four rebounds and a block in an 89-45 win over Samford in Cancun (Nov. 26).
- Scored six points with three rebounds in a 109-48 win over Bethesda (Dec. 20).

MEDARIS' CAREER AT A GLANCE

- Redshirted the 2024-25 season.
- Prepped at Middleton High School in Idaho, where he earned 2021 Idaho State Player of the Year honors and was named the 2022 Defensive MVP.
- Finished his prep career with 1,000-plus points, 700-plus rebounds, and 200-plus assists.
- Served a two-year church mission in Houston and Peru.

CAREER HIGHS

Points ..... 8 vs. Samford, 11/26/25
FG Made ..... 3 vs. Samford, 11/26/25
FG Attempted ..... 6 vs. Samford, 11/26/25
3PT Made .....
3PT Attempted ..... 1 (2x), last vs. Samford, 11/26/25
FT Made ..... 2 (3x), last at Tarleton State, 1/29/26
FT Attepmted ..... 3 vs. Samford, 11/26/25
Rebounds ..... 5 vs. West Coast Baptist, 11/4/25
Assists ..... 2 vs. Samford, 11/26/25
Blocks ..... 1 vs. Samford, 11/26/25
Steals ..... 2 vs. Bethesda, 12/20/25
Minutes ..... 14:53 vs. Samford, 11/26/25

SEASON HIGHS

Points ..... 8 vs. Samford, 11/26/25
FG Made ..... 3 vs. Samford, 11/26/25
FG Attempted ..... 6 vs. Samford, 11/26/25
3PT Made .....
3PT Attempted ..... 1 (2x), last vs. Samford, 11/26/25
FT Made ..... 2 (3x), last at Tarleton State, 1/29/26
FT Attepmted ..... 3 vs. Samford, 11/26/25
Rebounds ..... 5 vs. West Coast Baptist, 11/4/25
Assists ..... 2 vs. Samford, 11/26/25
Blocks ..... 1 vs. Samford, 11/26/25
Steals ..... 2 vs. Bethesda, 12/20/25
Minutes ..... 14:53 vs. Samford, 11/26/25

2024-25 GAME-BY-GAME STATS

				Total		3-Pointers		Free throws		Rebounds										
Opponent	Date	GS	MIN	FG-FGA	PCT	3FG-3FGA	PCT	FT-FTA	PCT	OFF	DEF	TOT	AVG	PF	A	TO	BLK	STL	PTS	AVG
West Coast Baptist	11/04/2025		06:55	1-4	.250	0-1	.000	0-0	.000	1	4	5	5.0	3	0	0	0	0	2	2.0
at Boise St.	11/08/2025		01:50	1-1	1.000	0-0	.000	1-1	1.000	0	0	0	2.5	0	0	0	0	0	3	2.5
Westminster (UT)	11/12/2025		02:43	0-0	.000	0-0	.000	0-0	.000	1	0	1	2.0	0	1	1	0	0	0	1.7
vs South Dakota St.	11/25/2025		07:04	1-1	1.000	0-0	.000	0-0	.000	1	1	2	2.0	1	0	0	0	0	2	1.8
vs Samford	11/26/2025		14:53	3-6	.500	0-1	.000	2-3	.667	2	2	4	2.4	2	2	1	1	0	8	3.0
at Bowling Green	12/06/2025		00:21	0-0	.000	0-0	.000	0-0	.000	0	0	0	2.0	0	0	0	0	0	0	2.5
vs UC Santa Barbara	12/13/2025		01:53	0-0	.000	0-0	.000	0-2	.000	1	0	1	1.9	0	0	0	1	0	0	2.1
Bethesda (CA)	12/20/2025		14:52	2-2	1.000	0-0	.000	2-2	1.000	0	3	3	2.0	1	1	0	0	2	6	2.6
at Abilene Christian	01/03/2026		01:23	0-0	.000	0-0	.000	0-0	.000	0	0	0	1.8	0	0	0	0	0	0	2.3
Southern Utah	01/08/2026		02:39	0-0	.000	0-0	.000	0-0	.000	0	2	2	1.8	1	1	1	0	0	0	2.1
at Tarleton St.	01/29/2026		03:05	0-1	.000	0-0	.000	2-2	1.000	0	2	2	1.8	2	1	0	0	0	2	2.1
Abilene Christian	02/05/2026		05:14	0-0	.000	0-0	.000	0-2	.000	2	1	3	1.9	0	0	0	0	0	0	1.9
UT Arlington	02/07/2026		01:20	0-0	.000	0-0	.000	0-0	.000	0	0	0	1.8	0	0	0	0	0	0	1.8
Totals		**0**	**64:11**	**8-15**	**.533**	**0-2**	**.000**	**7-12**	**.583**	**8**	**15**	**23**	**1.8**	**10**	**6**	**3**	**2**	**2**	**23**	**1.8**

Player Averages

Games Played	Minutes/ game	Points/ game	FG Pct	3FG Pct	FT Pct	Rebounds/ game	Assists/ game	Turnovers/ game	Assist/Turnover ratio	Steals/ game	Blocks/ game
13	4.9	1.8	53.3	0.0	58.3	1.8	0.5	0.2	2.0	0.2	0.2

GET TO KNOW TYLER

Redshirt freshman guard from Middleton, Idaho … helped lead his high school team to the Idaho state championship as a junior … redshirted last season at UVU … overcame a summer elbow dislocation before returning to full strength … fluent in Spanish and passionate about other cultures … inspired by his father, a dentist, to pursue a career in medicine and hopes to become a doctor … enjoys traveling, learning about new places, and connecting with people … big fan of J. Cole and pregame prayer routines.

CAREER STATS

				Field Goals		3-Point		F-Throws		Rebounds									Scoring	
SEASON	TEAM	GP-GS	MIN/AVG	FG-FGA	FG%	3FG-3FGA	3FG%	FT-FTA	FT%	OFF	DEF	TOT	AVG	PF-FO	A	TO	BLK	STL	PTS	AVG
2025-26	UVU	13-0	64/4.9	8-15	.533	0-2	.000	7-12	.583	8	15	23	1.8	10-0	6	3	2	2	23	1.8
TOTAL		**13-0**	**64/4.9**	**8-15**	**.533**	**0-2**	**.000**	**7-12**	**.583**	**8**	**15**	**23**	**1.8**	**10-0**	**6**	**3**	**2**	**2**	**23**	**1.8**

TYLER HENDRICKS

RS-Jr. • Guard/Forward
6-6 • 185
Fort Lauderdale, Florida
UCF

Hendricks' Complete bio

2025-26 HIGHLIGHTS

- Scored 16 points with four threes and seven rebounds in his UVU debut against West Coast Baptist (Nov. 4).
- Scored a career-high 22 points with four three-pointers in a 91-60 win over Westminster (Nov. 12).
- Scored 16 points in a 75-52 win over South Dakota State in Cancun (Nov. 25).
- Scored 15 points on five three-pointers at San Diego State (Dec. 3).
- Recorded an 11-point, 11-rebound double-double in an 82-71 win at Bowling Green (Dec. 6).
- Dished out a career-high five assists to go with four points in a 73-69 win over Idaho State (Dec. 10).
- Matched a career high with 22 points to go along with three rebounds, three assists, and three blocks in a 90-74 win over in-state rival Weber State (Dec. 17).
- Scored 14 points with six rebounds and four assists in a 109-48 win over Bethesda (Dec. 20).
- Scored 11 points with three made threes in a 91-85 win at Tarleton State (Jan. 1).
- Scored 11 points in a 92-76 win over Utah Tech (Jan. 10).
- Scored 18 points in a 68-55 win over Abilene Christian (Feb. 5).
- Scored 18 points on a perfect 7-of-7 shooting, including a 4-of-4 mark from long range in an 81-60 win over UT Arlington (Feb. 7).

GET TO KNOW TYLER

Redshirt sophomore guard from Fort Lauderdale, Florida … spent three seasons at UCF before transferring to Utah Valley … twin brother Taylor was UCF's first-ever NBA first-round pick and now plays for the Utah Jazz … credits his mom for her unwavering support throughout his basketball journey … loves to cook and read in his free time … inspired by his older brother, who first got him into basketball at six years old … describes his story as one of "new beginnings" after overcoming adversity at UCF … wears the same jersey number he's had since his AAU days … stays grounded through prayer before every game and keeps Drake on his pregame playlist … quiet by nature, but driven by big goals – including helping UVU reach the NCAA Tournament and playing professionally.

HENDRICKS' CAREER AT A GLANCE

- Played in 26 games with eight starts as a redshirt sophomore in 2024-25, averaging 3.2 points and 2.5 rebounds; started all four games and averaged 11.5 points and 4.5 boards in UCF's run to the College Basketball Crown title game.
- Appeared in 14 games as a redshirt freshman in 2023-24, averaging 2.6 points on 46.2% shooting, with a season-high seven points in his debut vs. FIU (Nov. 6).
- Prepped at Calvary Christian Academy (Fort Lauderdale, Fla.), winning back-to-back Florida 3A state titles in 2021 and 2022; rated a three-star prospect by ESPN and Rivals.

CAREER HIGHS

Points .....22 (2x), last vs. Weber State, 12/17/25
FG Made .....7 (3x), last vs. UT Arlington, 2/7/26
FG Attempted .....14 (2x), last vs. Weber State, 12/17/25
3PT Made ..... 5 at San Diego State, 12/6/25
3PT Attempted ..... 10 vs. South Dakota State, 11/25/25
FT Made .....7 vs. Cincinnati, 4/3/25
FT Attepmted .....8 vs. Cincinnati, 4/3/25
Rebounds .....11 at Bowling Green, 12/6/25
Assists..... 5 vs. Idaho State, 12/10/25
Blocks .....3 (3x), last vs. Tarleton State, 2/26/26
Steals.....3 (5x), last vs. California Baptist, 2/19/26
Minutes .....39:37 at California Baptist, 1/24/26

SEASON HIGHS

Points .....22 (2x), last vs. Weber State, 12/17/25
FG Made .....7 (3x), last vs. UT Arlington, 2/7/26
FG Attempted .....14 (2x), last vs. Weber State, 12/17/25
3PT Made ..... 5 at San Diego State, 12/3/25
3PT Attempted ..... 10 vs. South Dakota State, 11/25/25
FT Made .....6 vs. Weber State, 12/17/25
FT Attepmted .....6 vs. Weber State, 12/17/25
Rebounds .....11 at Bowling Green, 12/6/25
Assists..... 5 vs. Idaho State, 12/10/25
Blocks .....3 (3x), last vs. Tarleton State, 2/26/26
Steals..... 3 (4x), last vs. California Baptist, 2/19/26
Minutes .....39:37 at California Baptist, 1/24/26

2024-25 GAME-BY-GAME STATS

				Total		3-Pointers		Free throws		Rebounds										
Opponent	Date	GS	MIN	FG-FGA	PCT	3FG-3FGA	PCT	FT-FTA	PCT	OFF	DEF	TOT	AVG	PF	A	TO	BLK	STL	PTS	AVG
West Coast Baptist	11/04/2025	*	22:23	6-7	.857	4-5	.800	0-0	.000	1	6	7	7.0	2	0	0	3	0	16	16.0
at Boise St.	11/08/2025	*	27:28	2-6	.333	2-4	.500	0-0	.000	0	3	3	5.0	3	2	1	1	0	6	11.0
Westminster (UT)	11/12/2025	*	26:32	7-10	.700	4-6	.667	4-5	.800	0	4	4	4.7	3	2	3	0	1	22	14.7
at Fresno St.	11/15/2025	*	28:25	4-8	.500	1-4	.250	1-2	.500	2	3	5	4.8	2	1	3	0	0	10	13.5
UC Irvine	11/19/2025	*	34:45	3-6	.500	2-2	1.000	0-3	.000	2	3	5	4.8	2	2	0	1	0	8	12.4
vs South Dakota St.	11/25/2025	*	31:53	6-14	.429	4-10	.400	0-0	.000	0	2	2	4.3	2	1	2	0	1	16	13.0
vs Samford	11/26/2025	*	21:23	4-6	.667	3-4	.750	0-0	.000	1	5	6	4.6	1	1	2	2	0	11	12.7
at San Diego St.	12/03/2025	*	37:59	5-8	.625	5-7	.714	0-0	.000	0	4	4	4.5	1	3	0	0	2	15	13.0
at Bowling Green	12/06/2025	*	35:11	5-9	.556	1-3	.333	0-0	.000	1	10	11	5.2	2	3	2	1	3	11	12.8
Idaho St.	12/10/2025	*	31:57	1-9	.111	0-4	.000	2-2	1.000	1	1	2	4.9	4	5	2	0	1	4	11.9
vs UC Santa Barbara	12/13/2025	*	36:04	5-9	.556	3-6	.500	0-0	.000	2	1	3	4.7	1	1	1	0	3	13	12.0
Weber St.	12/17/2025	*	35:04	6-14	.429	4-9	.444	6-6	1.000	1	2	3	4.6	1	3	1	3	1	22	12.8
Bethesda (CA)	12/20/2025	*	18:56	5-9	.556	2-5	.400	2-2	1.000	1	5	6	4.7	1	4	0	1	1	14	12.9
California Baptist	12/29/2025	*	25:55	2-5	.400	1-2	.500	1-2	.500	1	3	4	4.6	4	2	1	0	1	6	12.4
at Tarleton St.	01/01/2026	*	18:35	4-8	.500	3-6	.500	0-0	.000	0	1	1	4.4	5	0	0	0	0	11	12.3
at Abilene Christian	01/03/2026	*	29:14	6-10	.600	3-6	.500	0-0	.000	1	4	5	4.4	1	3	2	1	2	15	12.5
Southern Utah	01/08/2026	*	31:17	5-10	.500	2-6	.333	2-3	.667	0	5	5	4.5	0	2	1	0	1	14	12.6
Utah Tech	01/10/2026	*	24:01	4-8	.500	3-5	.600	0-0	.000	1	1	2	4.3	5	1	3	0	1	11	12.5
UT Arlington	01/17/2026	*	35:05	5-9	.556	2-3	.667	0-0	.000	3	1	4	4.3	3	2	1	0	2	12	12.5
at Southern Utah	01/21/2026	*	27:42	1-9	.111	1-6	.167	2-2	1.000	0	4	4	4.3	3	1	3	0	2	5	12.1
at California Baptist	01/24/2026	*	39:37	1-8	.125	0-6	.000	5-5	1.000	2	3	5	4.3	1	1	1	0	1	7	11.9
at Tarleton St.	01/29/2026	*	30:01	2-6	.333	1-3	.333	2-2	1.000	0	2	2	4.2	1	2	2	1	2	7	11.6
Abilene Christian	02/05/2026	*	26:25	7-12	.583	3-5	.600	1-1	1.000	0	2	2	4.1	0	0	1	1	0	18	11.9
UT Arlington	02/07/2026	*	36:37	7-7	1.000	4-4	1.000	0-0	.000	3	4	7	4.3	2	2	0	0	1	18	12.2
at Utah Tech	02/12/2026	*	28:53	5-10	.500	1-5	.200	1-1	1.000	0	1	1	4.1	0	1	3	1	3	12	12.2
California Baptist	02/19/2026	*	33:22	4-9	.444	1-3	.333	3-4	.750	2	5	7	4.2	0	3	0	2	3	12	12.2
at UT Arlington	02/21/2026	*	22:30	1-4	.250	0-2	.000	0-0	.000	0	2	2	4.1	4	1	2	0	1	2	11.8
Tarleton St.	02/26/2026	*	35:31	5-10	.500	0-3	.000	2-3	.667	1	7	8	4.3	3	4	0	3	0	12	11.8
Totals		**28**	**832:45**	**118-240**	**.492**	**60-134**	**.448**	**34-43**	**.791**	**26**	**94**	**120**	**4.3**	**57**	**53**	**37**	**21**	**33**	**330**	**11.8**

Player Averages

Games Played	Minutes/ game	Points/ game	FG Pct	3FG Pct	FT Pct	Rebounds/ game	Assists/ game	Turnovers/ game	Assist/Turnover ratio	Steals/ game	Blocks/ game
28	29.7	11.8	49.2	44.8	79.1	4.3	1.9	1.3	1.4	1.2	0.8

CAREER STATS

				Field Goals		3-Point		F-Throws		Rebounds									Scoring	
SEASON	TEAM	GP-GS	MIN/AVG	FG-FGA	FG%	3FG-3FGA	3FG%	FT-FTA	FT%	OFF	DEF	TOT	AVG	PF-FO	A	TO	BLK	STL	PTS	AVG
2023-24	UCF	14-0	106/7.6	12-26	.462	5-14	.357	7-8	.875	5	11	16	1.1	17-0	2	7	0	2	36	2.6
2024-25	UCF	26-8	321/12.3	29-66	.439	12-33	.364	12-18	.667	21	44	65	2.5	31-1	13	6	8	6	82	3.2
2025-26	UVU	28-28	833/29.7	118-240	.492	60-134	.448	34-43	.791	26	94	120	4.3	57-2	53	37	21	33	330	11.8
TOTAL FOR UVU		**28-28**	**833/29.7**	**118-240**	**.492**	**60-134**	**.448**	**34-43**	**.791**	**26**	**94**	**120**	**4.3**	**57-2**	**53**	**37**	**21**	**33**	**330**	**11.8**
TOTAL		**68-36**	**1260/18.5**	**159-332**	**.479**	**77-181**	**.425**	**53-69**	**.768**	**52**	**149**	**201**	**3.0**	**105-3**	**68**	**50**	**29**	**41**	**448**	**6.6**



ISAAC HAWKINS

Jr. • Forward
6-10 • 195
Fort Mill, South Carolina
CSI

Hawkins' Complete bio

2025-26 HIGHLIGHTS

- Recorded a 14-point, 14-rebound double-double in his UVU debut against West Coast Baptist (Nov. 4).
- Scored a career-high 15 points on a perfect 7-of-7 shooting in a 90-74 win over in-state rival Weber State (Dec. 17).
- Scored 12 points with nine rebounds in a 91-85 win at Tarleton State (Jan. 1).
- Scored 10 points and matched a career high with four blocks in an 83-55 win at Tarleton State (Jan. 29).
- Scored 14 points with four rebounds in an 81-60 win over UT Arlington (Feb. 7).
- Scored 13 points with eight rebounds in loss at Utah Tech (Feb. 12).
- Was just one rebound shy of a double-double with 10 points and nine boards in a 65-46 win over California Baptist (Feb. 19).

GET TO KNOW ISAAC

Junior forward from Fort Mill, South Carolina … son of former UVU and BYU player Mark Hawkins, continuing the family legacy in Orem … found his love for basketball practicing with his dad as a kid and leaned on his advice to push through tough times … overcame an under-recruited journey during COVID by excelling at the junior college level … fluent in Spanish after serving a mission in Puerto Rico … enjoys fishing, being outdoors, and riding his two mopeds … inspired by his JUCO coach Ryan Reinert and high school coach Twuan Wilson … says he wants to be remembered as "a hard worker who never quits and is kind to everyone" … stays grounded through pregame prayer and keeps Energy by Drake on his playlist.

HAWKINS' CAREER AT A GLANCE

- Started all 23 games as a sophomore at College of Southern Idaho in 2024-25, averaging 13.7 points, 9.2 rebounds, and 2.9 blocks per game.
- Appeared in 14 games as a freshman at CSI, averaging 5.1 points and 2.9 rebounds in limited minutes off the bench.
- Prepped at Legion Collegiate Academy in Rock Hill, South Carolina, where he earned Defensive Player of the Year and First Team All-Region honors.

CAREER HIGHS

Points ..... 15 vs. Weber State, 12/17/25
FG Made ..... 7 vs. Weber State, 12/17/25
FG Attempted ..... 9 vs. West Coast Baptist, 11/4/25
3PT Made ..... 1 (3x), last vs. UT Arlington, 2/7/26
3PT Attempted ..... 2 at Boise State, 11/8/25
FT Made ..... 5 vs. UT Arlington, 2/7/26
FT Attepmted ..... 5 vs. UT Arlington, 2/7/26
Rebounds ..... 14 vs. West Coast Baptist, 11/4/25
Assists ..... 3 vs. Westminster, 11/12/25
Blocks ..... 4 (2x), last at Tarleton State, 1/29/26
Steals ..... 2 vs. Westminster, 11/12/25
Minutes ..... 22:22 vs. California Baptist, 2/19/26

SEASON HIGHS

Points ..... 15 vs. Weber State, 12/17/25
FG Made ..... 7 vs. Weber State, 12/17/25
FG Attempted ..... 9 vs. West Coast Baptist, 11/4/25
3PT Made ..... 1 (3x), last vs. UT Arlington, 2/7/26
3PT Attempted ..... 2 at Boise State, 11/8/25
FT Made ..... 5 vs. UT Arlington, 2/7/26
FT Attepmted ..... 5 vs. UT Arlington, 2/7/26
Rebounds ..... 14 vs. West Coast Baptist, 11/4/25
Assists ..... 3 vs. Westminster, 11/12/25
Blocks ..... 4 (2x), last at Tarleton State, 1/29/26
Steals ..... 2 vs. Westminster, 11/12/25
Minutes ..... 22:22 vs. California Baptist, 2/19/26

2024-25 GAME-BY-GAME STATS

				Total		3-Pointers		Free throws		Rebounds										
Opponent	Date	GS	MIN	FG-FGA	PCT	3FG-3FGA	PCT	FT-FTA	PCT	OFF	DEF	TOT	AVG	PF	A	TO	BLK	STL	PTS	AVG
West Coast Baptist	11/04/2025		14:41	6-9	.667	0-1	.000	2-2	1.000	3	11	14	14.0	1	2	1	1	0	14	14.0
at Boise St.	11/08/2025		18:32	3-4	.750	1-2	.500	1-2	.500	0	0	0	7.0	5	0	1	1	1	8	11.0
Westminster (UT)	11/12/2025		18:04	2-2	1.000	0-0	.000	0-0	.000	2	1	3	5.7	2	3	3	4	2	4	8.7
at Fresno St.	11/15/2025		12:50	0-0	.000	0-0	.000	3-4	.750	0	2	2	4.8	2	0	2	1	1	3	7.3
UC Irvine	11/19/2025		07:09	0-1	.000	0-0	.000	0-0	.000	1	0	1	4.0	2	0	0	1	0	0	5.8
vs South Dakota St.	11/25/2025		18:37	4-5	.800	0-0	.000	1-3	.333	2	3	5	4.2	3	2	1	2	1	9	6.3
vs Samford	11/26/2025		15:41	2-4	.500	0-0	.000	3-4	.750	0	2	2	3.9	3	2	0	2	1	7	6.4
at San Diego St.	12/03/2025		09:21	1-1	1.000	0-0	.000	0-0	.000	1	0	1	3.5	0	1	2	1	0	2	5.9
at Bowling Green	12/06/2025		13:51	3-5	.600	0-1	.000	0-0	.000	0	3	3	3.4	2	0	0	0	1	6	5.9
Idaho St.	12/10/2025		08:30	1-3	.333	0-0	.000	2-2	1.000	2	0	2	3.3	0	0	1	0	0	4	5.7
vs UC Santa Barbara	12/13/2025		09:49	2-2	1.000	0-0	.000	0-0	.000	1	0	1	3.1	2	1	1	2	1	4	5.5
Weber St.	12/17/2025		17:17	7-7	1.000	0-0	.000	1-2	.500	4	1	5	3.3	2	1	0	2	0	15	6.3
Bethesda (CA)	12/20/2025		13:02	4-5	.800	0-0	.000	2-2	1.000	0	5	5	3.4	1	0	0	1	0	10	6.6
California Baptist	12/29/2025		19:13	4-6	.667	1-1	1.000	0-0	.000	0	1	1	3.2	1	0	0	2	1	9	6.8
at Tarleton St.	01/01/2026		13:09	5-6	.833	0-0	.000	2-4	.500	4	5	9	3.6	2	1	1	0	0	12	7.1
at Abilene Christian	01/03/2026		11:50	1-3	.333	0-0	.000	0-0	.000	2	1	3	3.6	0	1	0	1	1	2	6.8
Southern Utah	01/08/2026		14:29	5-5	1.000	0-0	.000	0-0	.000	2	1	3	3.5	3	0	2	2	1	10	7.0
Utah Tech	01/10/2026		15:04	1-4	.250	0-0	.000	1-2	.500	2	3	5	3.6	2	1	1	0	1	3	6.8
UT Arlington	01/17/2026		06:58	2-2	1.000	0-0	.000	0-0	.000	0	0	0	3.4	3	0	0	2	0	4	6.6
at Southern Utah	01/21/2026		16:44	4-5	.800	0-1	.000	2-3	.667	1	1	2	3.4	2	0	0	2	0	10	6.8
at California Baptist	01/24/2026		03:47	0-0	.000	0-0	.000	0-0	.000	0	0	0	3.2	4	1	1	0	0	0	6.5
at Tarleton St.	01/29/2026		17:11	3-6	.500	0-0	.000	4-4	1.000	3	4	7	3.4	1	1	1	4	0	10	6.6
Abilene Christian	02/05/2026		13:01	2-3	.667	0-0	.000	4-4	1.000	1	0	1	3.3	2	0	1	2	1	8	6.7
UT Arlington	02/07/2026		16:26	4-7	.571	1-1	1.000	5-5	1.000	3	1	4	3.3	3	0	0	1	0	14	7.0
at Utah Tech	02/12/2026		18:23	6-7	.857	0-0	.000	1-1	1.000	4	4	8	3.5	0	1	1	1	0	13	7.2
California Baptist	02/19/2026		22:22	5-8	.625	0-0	.000	0-0	.000	4	5	9	3.7	0	0	3	3	1	10	7.3
at UT Arlington	02/21/2026		16:57	4-7	.571	0-1	.000	1-2	.500	4	2	6	3.8	2	1	0	0	0	9	7.4
Tarleton St.	02/26/2026		13:56	3-4	.750	0-0	.000	4-4	1.000	1	0	1	3.7	3	1	0	2	0	10	7.5
Abilene Christian	02/28/2026		10:19	1-2	.500	0-0	.000	3-4	.750	1	4	5	3.7	3	1	1	2	1	5	7.4
Totals		**0**	**407:13**	**85-123**	**.691**	**3-8**	**.375**	**42-54**	**.778**	**48**	**60**	**108**	**3.7**	**56**	**21**	**24**	**42**	**15**	**215**	**7.4**

Player Averages

Games Played	Minutes/ game	Points/ game	FG Pct	3FG Pct	FT Pct	Rebounds/ game	Assists/ game	Turnovers/ game	Assist/Turnover ratio	Steals/ game	Blocks/ game
29	14.0	7.4	69.1	37.5	77.8	3.7	0.7	0.8	0.9	0.5	1.4

CAREER STATS

				Field Goals		3-Point		F-Throws		Rebounds									Scoring	
SEASON	TEAM	GP-GS	MIN/AVG	FG-FGA	FG%	3FG-3FGA	3FG%	FT-FTA	FT%	OFF	DEF	TOT	AVG	PF-FO	A	TO	BLK	STL	PTS	AVG
2025-26	UVU	29-0	407/14.0	85-123	.691	3-8	.375	42-54	.778	48	60	108	3.7	56-1	21	24	42	15	215	7.4
TOTAL		**29-0**	**407/14.0**	**85-123**	**.691**	**3-8**	**.375**	**42-54**	**.778**	**48**	**60**	**108**	**3.7**	**56-1**	**21**	**24**	**42**	**15**	**215**	**7.4**

AJ DIXON

Jr. • Guard
6-5 • 205
Merrillville, Indiana
Western Illinois

Dixon's Complete bio

2025-26 HIGHLIGHTS

DIXON'S CAREER AT A GLANCE

- Redshirted the 2024–25 season at Western Illinois.
- Started 36 of 37 games as a sophomore at Triton College in 2023–24, averaging 16.2 points, 5.8 rebounds, 2.7 assists, and 1.7 steals while shooting 51.1%/39.1%/80.2; helped the Trojans go 34–3 and finish NJCAA DII national runner-up; Hutchinson NJCAA National Championship and Region 4 All-Tournament Teams.
- Appeared in 20 games (seven starts) as a freshman at Eastern Florida State in 2022–23, averaging 8.9 points and 5.0 rebounds in 17.9 minutes on 48.5% shooting and 35.1% from three.
- Prepped at Merrillville High School (Ind.), averaging 17.0 points and 8.0 rebounds as a senior; All-Conference and All-Area.

CAREER HIGHS		SEASON HIGHS	
Points		Points	
FG Made		FG Made	
FG Attempted		FG Attempted	
3PT Made		3PT Made	
3PT Attempted		3PT Attempted	
FT Made		FT Made	
FT Attepmted		FT Attepmted	
Rebounds		Rebounds	
Assists		Assists	
Blocks		Blocks	
Steals		Steals	
Minutes		Minutes	

2024-25 GAME-BY-GAME STATS

GET TO KNOW AJ

Junior guard from Gary, Indiana … took the JUCO route to UVU after helping Triton College reach the NJCAA Division II national championship game … says his love for basketball began when his older brother introduced him to the game at age 5 … redshirt season at Western Illinois reshaped his mindset and fueled his "comeback" … credits his high school coach for pushing him to believe in a higher level … grounded by faith and prayer before every game … inspired by family and driven to win a WAC championship and make a deep March run … off the court, loves traveling and trying new things … enjoys giving back through food drives and back-to-school events for kids.

CAREER STATS

JOUL KARRAM

So. • Center
6-11 • 225
Nazareth, Israel
Utah

Karram's
Complete bio

2025-26 HIGHLIGHTS

- Scored a career-high nine points with eight rebounds in a 109-48 win over Bethesda (Dec. 20).

KARRAM'S CAREER AT A GLANCE

- Appeared in eight games at Utah in 2024–25, totaling five points and 11 rebounds in 3.6 minutes per game while shooting 66.7% from the field.
- Standout for Israel's U16/U18 national teams; U18 All-Star at the 2024 FIBA EuroBasket in Finland, helping Israel reach the semifinals with wins over France and Spain.
- Developed with Hapoel Tel Aviv, averaging 13.6 points, 11.8 rebounds, and 3.5 blocks with 42.9% 3PT in his final season; also competed in the Adidas Next Generation Tournament (Serbia) and with the Israeli Select Team vs. Arizona and Kansas State.

CAREER HIGHS

Points ..... 9 vs. Bethesda, 12/20/25
FG Made ..... 4 vs. Bethesda, 12/20/25
FG Attempted ..... 8 vs. Bethesda, 12/20/25
3PT Made .....
3PT Attempted ..... 1 vs. West Coast Baptist, 11/4/25
FT Made ..... 1 vs. Bethesda, 12/20/25
FT Attepmted ..... 2 vs. Bethesda, 12/20/25
Rebounds ..... 8 vs. Bethesda, 12/20/25
Assists ..... 2 vs. Bethesda, 12/20/25
Blocks ..... 1 (3x), last vs. Bethesda, 12/20/25
Steals .....
Minutes ..... 12:27 vs. Bethesda, 12/20/25

SEASON HIGHS

Points ..... 9 vs. Bethesda, 12/20/25
FG Made ..... 4 vs. Bethesda, 12/20/25
FG Attempted ..... 8 vs. Bethesda, 12/20/25
3PT Made .....
3PT Attempted ..... 1 vs. West Coast Baptist, 11/4/25
FT Made ..... 1 vs. Bethesda, 12/20/25
FT Attepmted ..... 2 vs. Bethesda, 12/20/25
Rebounds ..... 8 vs. Bethesda, 12/20/25
Assists ..... 2 vs. Bethesda, 12/20/25
Blocks ..... 1 (3x), last vs. Bethesda, 12/20/25
Steals .....
Minutes ..... 12:27 vs. Bethesda, 12/20/25

2024-25 GAME-BY-GAME STATS

				Total		3-Pointers		Free throws		Rebounds										
Opponent	Date	GS	MIN	FG-FGA	PCT	3FG-3FGA	PCT	FT-FTA	PCT	OFF	DEF	TOT	AVG	PF	A	TO	BLK	STL	PTS	AVG
West Coast Baptist	11/04/2025		05:57	0-1	.000	0-1	.000	0-0	.000	0	1	1	1.0	0	0	0	0	0	0	0.0
at Boise St.	11/08/2025		02:50	1-1	1.000	0-0	.000	0-0	.000	1	0	1	1.0	1	0	0	0	0	2	1.0
Westminster (UT)	11/12/2025		02:43	0-0	.000	0-0	.000	0-0	.000	0	0	0	0.7	0	0	0	0	0	0	0.7
vs South Dakota St.	11/25/2025		04:54	0-0	.000	0-0	.000	0-0	.000	0	2	2	1.0	0	0	0	1	0	0	0.5
vs Samford	11/26/2025		06:54	2-2	1.000	0-0	.000	0-0	.000	0	2	2	1.2	1	1	0	1	0	4	1.2
Bethesda (CA)	12/20/2025		12:27	4-8	.500	0-0	.000	1-2	.500	7	1	8	2.3	0	2	1	1	0	9	2.5
at Abilene Christian	01/03/2026		01:23	1-1	1.000	0-0	.000	0-0	.000	0	0	0	2.0	0	0	0	0	0	2	2.4
Abilene Christian	02/05/2026		03:19	0-0	.000	0-0	.000	0-0	.000	2	0	2	2.0	1	0	1	0	0	0	2.1
UT Arlington	02/07/2026		01:20	0-0	.000	0-0	.000	0-0	.000	0	0	0	1.8	1	0	0	0	0	0	1.9
Totals		**0**	**41:46**	**8-13**	**.615**	**0-1**	**.000**	**1-2**	**.500**	**10**	**6**	**16**	**1.8**	**4**	**3**	**2**	**3**	**0**	**17**	**1.9**

Player Averages

Games Played	Minutes/ game	Points/ game	FG Pct	3FG Pct	FT Pct	Rebounds/ game	Assists/ game	Turnovers/ game	Assist/Turnover ratio	Steals/ game	Blocks/ game
9	4.6	1.9	61.5	0.0	50.0	1.8	0.3	0.2	1.5	0.0	0.3

GET TO KNOW JOUL

Redshirt freshman forward from Nazareth, Israel … began playing basketball at age six after first growing up playing soccer – which he still calls "football" and loves as much as hoops … left home at 14 to attend a basketball academy in Tel Aviv, living away from his family while developing with Hapoel Tel Aviv and Israel's national teams … fluent in Arabic, Hebrew, and English … says his proudest moments came representing Israel at the U16, U18, and U19 levels, including a semi-final run at the FIBA U18 EuroBasket in Finland … overcame major knee injuries as a teenager that taught him perseverance and patience … describes himself as a vocal, high-energy communicator who thrives on lifting teammates … says the hardest part of college life is being nine time zones away from home but stays connected through marathon FaceTime calls with friends and family … loves Israeli food, beaches, and the vibrant culture back home, but calls Utah Valley "a place that feels right" as he starts this new chapter.

CAREER STATS

				Field Goals		3-Point		F-Throws		Rebounds									Scoring	
SEASON	TEAM	GP-GS	MIN/AVG	FG-FGA	FG%	3FG-3FGA	3FG%	FT-FTA	FT%	OFF	DEF	TOT	AVG	PF-FO	A	TO	BLK	STL	PTS	AVG
2024-25	Utah	8-0	29/3.6	2-3	.667	0-0	.000	1-2	.500	4	7	11	1.4	6-0	3	2	0	0	5	0.6
2025-26	UVU	9-0	42/4.6	8-13	.615	0-1	.000	1-2	.500	10	6	16	1.8	4-0	3	2	3	0	17	1.9
TOTAL FOR UVU		**9-0**	**42/4.6**	**8-13**	**.615**	**0-1**	**.000**	**1-2**	**.500**	**10**	**6**	**16**	**1.8**	**4-0**	**3**	**2**	**3**	**0**	**17**	**1.9**
TOTAL		**17-0**	**71/4.2**	**10-16**	**.625**	**0-1**	**.000**	**2-4**	**.500**	**14**	**13**	**27**	**1.6**	**10-0**	**6**	**4**	**3**	**0**	**22**	**1.3**

GAME-BY-GAME STARTERS

Game					
Nov. 4 vs. West Coast Baptist	Trevan Leonhardt	Braden Housley	Tyler Hendricks	Jackson Holcombe	Isaac Davis
Nov. 8 at Boise State	Trevan Leonhardt	Braden Housley	Tyler Hendricks	Jackson Holcombe	Isaac Davis
Nov. 12 vs. Westminster	Trevan Leonhardt	Braden Housley	Tyler Hendricks	Jackson Holcombe	Isaac Davis
Nov. 15 at Fresno State	Trevan Leonhardt	Braden Housley	Tyler Hendricks	Jackson Holcombe	Isaac Davis
Nov. 19 vs. UC Irvine	Trevan Leonhardt	Braden Housley	Tyler Hendricks	Jackson Holcombe	Isaac Davis
Nov. 25 vs. South Dakota State	Trevan Leonhardt	Braden Housley	Tyler Hendricks	Jackson Holcombe	Isaac Davis
Nov. 26 vs. Samford	Trevan Leonhardt	Braden Housley	Tyler Hendricks	Jackson Holcombe	Isaac Davis
Dec. 3 at San Diego State	Trevan Leonhardt	Noah Taitz	Tyler Hendricks	Jackson Holcombe	Isaac Davis
Dec. 6 at Bowling Green	Trevan Leonhardt	Noah Taitz	Tyler Hendricks	Jackson Holcombe	Isaac Davis
Dec. 10 vs. Idaho State	Trevan Leonhardt	Noah Taitz	Tyler Hendricks	Jackson Holcombe	Isaac Davis
Dec. 17 vs. Weber State	Trevan Leonhardt	Noah Taitz	Tyler Hendricks	Jackson Holcombe	Isaac Davis
Dec. 20 vs. Bethesda	Trevan Leonhardt	Noah Taitz	Tyler Hendricks	Jackson Holcombe	Isaac Davis
Dec. 29 vs. California Baptist	Trevan Leonhardt	Noah Taitz	Tyler Hendricks	Jackson Holcombe	Isaac Davis
Jan. 1 at Tarleton State	Trevan Leonhardt	Noah Taitz	Tyler Hendricks	Jackson Holcombe	Isaac Davis
Jan. 3 at Abilene Christian	Trevan Leonhardt	Noah Taitz	Tyler Hendricks	Jackson Holcombe	Isaac Davis
Jan. 8 vs. Southern Utah	Trevan Leonhardt	Noah Taitz	Tyler Hendricks	Jackson Holcombe	Isaac Davis
Jan. 10 vs. Utah Tech	Trevan Leonhardt	Noah Taitz	Tyler Hendricks	Jackson Holcombe	Isaac Davis
Jan. 17 vs. UT Arlington	Trevan Leonhardt	Braden Housley	Tyler Hendricks	Jackson Holcombe	Isaac Davis
Jan. 21 at Southern Utah	Trevan Leonhardt	Braden Housley	Tyler Hendricks	Jackson Holcombe	Isaac Davis
Jan. 24 at California Baptist	Trevan Leonhardt	Braden Housley	Tyler Hendricks	Jackson Holcombe	Isaac Davis
Jan. 29 at Tarleton State	Trevan Leonhardt	Noah Taitz	Tyler Hendricks	Jackson Holcombe	Isaac Davis
Feb. 5 vs. Abilene Christian	Trevan Leonhardt	Noah Taitz	Tyler Hendricks	Jackson Holcombe	Isaac Davis
Feb. 7 vs. UT Arlington	Trevan Leonhardt	Braden Housley	Tyler Hendricks	Jackson Holcombe	Isaac Davis
Feb. 12 at Utah Tech	Trevan Leonhardt	Noah Taitz	Tyler Hendricks	Jackson Holcombe	Isaac Davis
Feb. 19 vs. California Baptist	Trevan Leonhardt	Braden Housley	Tyler Hendricks	Jackson Holcombe	Isaac Davis
Feb. 21 at UT Arlington	Trevan Leonhardt	Braden Housley	Tyler Hendricks	Jackson Holcombe	Isaac Davis
Feb. 26 vs. Tarleton State	Trevan Leonhardt	Braden Housley	Tyler Hendricks	Jackson Holcombe	Isaac Davis
Feb. 28 vs. Abilene Christian	Trevan Leonhardt	Braden Housley	Hayden Welling	Jackson Holcombe	Isaac Davis

GAME 1

vs. West Coast Baptist | Nov. 4, 2025
Orem, Utah | UCCU Center

Official Basketball Box Score - Final
West Coast Baptist at Utah Valley
11/04/25 UCCU Center, Orem, UT
2025-26 Men's Basketball

Game Time: 6:00 PM
Game Duration: 1:47
Attendance: 1,409

Officials: DG Nelson, Chance Wallesen, Kindle Holderby

West Coast Baptist - 35 Record: 0-2

NO.	Name		Min	FG M-A	3P M-A	FT M-A	Rebounds OR	DR	TOT	Fouls PF	FD	TP	AS	TO	ST	Blocks BS	BA	+/-
10	Davian Brooks		30:19	0-12	0-5	0-0	1	2	3	1	1	0	3	4	0	0	1	-64
11	Isaias Salgado		24:37	1-5	1-3	0-0	0	5	5	1	0	3	0	3	1	0	3	-56
24	Trevor Vermillion		26:05	1-5	0-0	0-2	2	2	4	2	7	2	0	1	0	0	0	-53
30	Jimmie Proctor		28:06	4-12	1-4	6-8	0	1	1	2	5	15	2	1	1	0	1	-64
35	John Lawrenz		25:10	2-13	1-6	0-0	2	1	3	1	0	5	0	2	0	0	2	-46
42	Zachary Clay		18:30	2-4	1-1	0-0	0	1	1	2	0	5	1	2	0	0	0	-50
22	Lance Figg		18:45	1-3	0-2	1-3	0	1	1	0	3	3	0	1	0	0	0	-33
44	Ben White		04:59	0-2	0-1	0-0	1	0	1	1	0	0	0	0	0	0	2	-9
23	Anthony Jackson		03:31	0-0	0-0	2-2	0	0	0	0	1	2	0	0	1	0	0	-3
12	Haydn Edwards		05:14	0-2	0-1	0-0	0	0	0	0	0	0	0	0	0	0	0	0
13	Jacob Castro		03:46	0-0	0-0	0-0	0	0	0	0	0	0	0	0	0	0	0	-7
21	Leny Ranchin		10:58	0-4	0-2	0-0	1	0	1	0	0	0	0	1	0	0	0	-20
Team							1	5	6	0		0		1				
Totals				11-62	4-25	9-15	8	18	26	10	17	35	6	16	3	0	9	-81

Major Fouls: NONE

Shooting By Period		
1st FG%	6-34	17.6%
3PT%	2-15	13.3%
FT%	2-3	66.7%
2nd FG%	5-28	17.9%
3PT%	2-10	20.0%
FT%	7-12	58.3%
GM FG%	11-62	17.7%
3PT%	4-25	16.0%
FT%	9-15	60.0%

Dead Ball Rebounds: 2, 0

Utah Valley - 116 Record: 1-0

NO.	Name		Min	FG M-A	3P M-A	FT M-A	Rebounds OR	DR	TOT	Fouls PF	FD	TP	AS	TO	ST	Blocks BS	BA	+/-
1	Isaac Davis	F	18:57	5-6	1-2	1-2	2	0	2	2	2	12	5	0	1	0	0	48
2	Jackson Holcombe	G	21:46	8-12	0-2	3-3	5	5	10	1	2	19	4	1	2	2	0	60
9	Braden Housley	G	21:04	4-6	0-2	0-0	1	3	4	1	1	8	5	1	3	1	0	45
10	Trevan Leonhardt	G	23:50	5-10	3-5	1-2	0	4	4	2	1	14	9	1	2	0	0	57
15	Tyler Hendricks	G	22:23	6-7	4-5	0-0	1	6	7	2	0	16	0	0	0	3	0	54
7	Noah Taitz		18:42	3-6	1-3	0-0	0	0	0	3	0	7	2	1	3	0	0	32
8	Hayden Welling		17:10	3-8	0-3	0-0	3	6	9	0	0	6	1	1	0	1	0	31
23	Isaac Hawkins		14:41	6-9	0-1	2-2	3	11	14	1	2	14	2	1	0	1	0	27
4	Sherman Weatherspoon IV		12:28	3-4	3-4	0-0	0	2	2	1	0	9	1	0	1	0	0	22
12	Tyler Medaris		06:55	1-4	0-1	0-0	1	4	5	3	0	2	0	0	0	0	0	2
11	Tyler Weaver		11:24	2-9	1-3	2-2	3	5	8	1	2	7	3	1	0	1	0	15
5	AJ Riggs		04:43	1-2	0-1	0-0	0	0	0	0	0	2	0	1	1	0	0	8
99	Joul Karram		05:57	0-1	0-1	0-0	0	1	1	0	0	0	0	0	0	0	0	4
Team							1	0	1	0		0		0				
Totals				47-84	13-33	9-11	20	47	67	17	10	116	32	8	13	9	0	81

Major Fouls: NONE

Shooting By Period		
1st FG%	23-39	59.0%
3PT%	9-16	56.3%
FT%	9-11	81.8%
2nd FG%	24-45	53.3%
3PT%	4-17	23.5%
FT%	0-0	0%
GM FG%	47-84	56.0%
3PT%	13-33	39.4%
FT%	9-11	81.8%

Dead Ball Rebounds: 1, 0

	WCBC	UVU
Biggest lead	0 (1 st 20:00)	82 (2 nd 1:12)
Best Scoring Run	4 (1 st 8:24)	28 (2 nd 15:59)
Lead Changes	0	
Times Tied	0	
Time with Lead	00:00	39:43

Points from	WCBC	UVU
Turnovers	2	27
Paint	10	68
Second Chance	2	29
Fast Breaks	5	27
Bench	10	47

Period by Period Scoring	1st	2nd	TOT
WCBC	16	19	35
UVU	64	52	116

GAME 2

at Boise State | Nov. 8, 2025
Boise, Idaho | ExtraMile Arena

Official Basketball Box Score - Final
Utah Valley at Boise St.
11/08/25 ExtraMile Arena, Boise
2025-26 Men's Basketball

Game Time: 2:00 PM
Game Duration: 1:59
Attendance: 10,240

Officials: Michael Irving, Kevin Brill, Daniel Nguyen

Utah Valley - 77 Record: 1-1

NO.	Name		Min	FG M-A	3P M-A	FT M-A	Rebounds OR	DR	TOT	Fouls PF	FD	TP	AS	TO	ST	Blocks BS	BA	+/-
1	Isaac Davis	F	13:27	3-6	0-1	2-2	2	0	2	5	1	8	1	0	0	0	1	-14
2	Jackson Holcombe	G	33:47	7-14	0-3	8-11	1	3	4	4	7	22	2	4	2	1	0	-24
9	Braden Housley	G	14:37	1-2	0-0	1-2	0	1	1	5	1	3	1	3	1	0	0	-3
10	Trevan Leonhardt	G	32:18	4-6	0-1	0-0	0	5	5	1	1	8	4	4	1	0	0	-21
15	Tyler Hendricks	G	27:28	2-6	2-4	0-0	0	3	3	3	1	6	2	1	0	1	0	-26
8	Hayden Welling		19:08	3-8	0-3	6-6	0	3	3	2	4	12	1	0	0	1	1	-15
23	Isaac Hawkins		18:32	3-4	1-2	1-2	0	0	0	5	2	8	0	1	1	1	0	0
7	Noah Taitz		18:21	2-5	1-3	0-0	1	1	2	1	0	5	0	1	0	0	0	-2
4	Sherman Weatherspoon IV		12:29	0-1	0-1	0-0	0	0	0	1	0	0	0	0	0	0	0	-11
11	Tyler Weaver		05:13	0-1	0-1	0-0	0	0	0	0	0	0	0	0	0	0	1	-1
99	Joul Karram		02:50	1-1	0-0	0-0	1	0	1	1	0	2	0	0	0	0	0	-4
12	Tyler Medaris		01:50	1-1	0-0	1-1	0	0	0	0	1	3	0	0	0	0	0	1
Team							1	3	4	0		0		2				
Totals				27-55	4-19	19-24	6	19	25	28	18	77	11	16	5	4	3	-24

Major Fouls: Housley (TF) 2 nd 10:39

Shooting By Period		
1st FG%	13-26	50.0%
3PT%	2-9	22.2%
FT%	7-11	63.6%
2nd FG%	14-29	48.3%
3PT%	2-10	20.0%
FT%	12-13	92.3%
GM FG%	27-55	49.1%
3PT%	4-19	21.1%
FT%	19-24	79.2%

Dead Ball Rebounds: 5, 0

Boise St. - 101 Record: 1-1

NO.	Name		Min	FG M-A	3P M-A	FT M-A	Rebounds OR	DR	TOT	Fouls PF	FD	TP	AS	TO	ST	Blocks BS	BA	+/-
13	Andrew Meadow	F	32:03	6-10	1-4	5-6	0	2	2	0	5	18	2	0	3	0	1	25
20	Drew Fielder	F	15:09	8-11	2-3	2-4	1	5	6	4	3	20	1	0	1	1	1	10
22	Javan Buchanan	F	25:27	3-7	1-2	3-3	2	3	5	5	4	10	6	1	1	0	0	16
4	Dylan Andrews	G	25:08	2-3	1-1	2-3	0	1	1	0	3	7	2	2	1	0	0	15
5	RJ Keene	G	19:47	2-2	1-1	0-0	0	2	2	1	0	5	1	0	1	0	0	15
1	Aginaldo Neto		23:18	3-7	1-2	5-6	0	0	0	0	5	12	2	2	1	0	1	12
9	Dominic Parolin		14:24	1-3	0-0	0-0	3	1	4	3	1	2	1	2	1	0	1	10
16	Spencer Ahrens		25:29	6-13	2-6	5-6	2	2	4	4	3	19	1	0	0	2	0	12
6	Pearson Carmichael		14:36	0-2	0-2	3-4	0	1	1	1	2	3	1	2	0	0	0	2
0	Julian Bowie		02:50	1-1	1-1	0-0	0	0	0	0	0	3	0	0	0	0	0	4
3	Bhan Buom		01:50	0-0	0-0	2-2	0	1	1	0	1	2	0	0	0	0	0	-1
Team							3	3	6	0		0		0				
Totals				32-59	10-22	27-34	11	21	32	18	27	101	17	9	9	3	4	24

Major Fouls: NONE

Shooting By Period		
1st FG%	14-28	50.0%
3PT%	5-11	45.5%
FT%	13-15	86.7%
2nd FG%	18-31	58.1%
3PT%	5-11	45.5%
FT%	14-19	73.7%
GM FG%	32-59	54.2%
3PT%	10-22	45.5%
FT%	27-34	79.4%

Dead Ball Rebounds: 4, 1

	UVU	BOI
Biggest lead	0 (1 st 20:00)	26 (2 nd 0:51)
Best Scoring Run	5 (2 nd 14:01)	8 (2 nd 1:52)
Lead Changes	0	
Times Tied	0	
Time with Lead	00:00	38:59

Points from	UVU	BOI
Turnovers	13	29
Paint	42	40
Second Chance	10	15
Fast Breaks	16	13
Bench	30	41

Period by Period Scoring	1st	2nd	TOT
UVU	35	42	77
BOI	46	55	101

GAME 3

vs. Westminster | Nov. 12, 2025
Orem, Utah | UCCU Center

Official Basketball Box Score - Final
Westminster (UT) at Utah Valley
11/12/25 UCCU Center, Orem, Utah
2025-26 Men's Basketball

Game Time: 6:00 PM
Game Duration: 1:55
Attendance: 2,114

Officials: Ryan Holmes, Robert Felder, Wacey Lym

Westminster (UT) - 60 Record: 0-0

NO.	Name		Min	FG M-A	3P M-A	FT M-A	Rebounds OR	DR	TOT	Fouls PF	FD	TP	AS	TO	ST	Blocks BS	BA	+/-
35	Michael Fraizer	F	19:45	4-13	0-5	0-0	1	2	3	3	0	8	1	1	1	0	2	-17
42	Jonah El-Farra	F	19:42	2-4	0-0	1-2	2	1	3	3	1	5	1	3	1	0	1	-21
2	Tommy Ball	G	14:07	0-4	0-3	4-4	0	1	1	0	0	4	1	0	0	0	1	-17
12	Peter Amakasu	G	16:32	0-4	0-0	0-0	1	0	1	0	0	0	0	0	0	0	1	-35
24	Colin Hayes	G	25:00	1-1	0-0	4-8	2	1	3	1	7	6	2	6	0	1	0	-22
25	Boston Painter		16:19	0-3	0-0	1-2	0	1	1	1	1	1	1	1	0	0	0	-12
11	Cole Kadoguchi		26:01	7-12	7-10	0-0	2	4	6	3	0	21	1	3	0	0	0	-5
32	Mitch Jeppesen		17:16	2-6	2-3	3-4	5	2	7	4	4	9	2	2	0	0	2	-2
23	Nick Holland		10:20	0-2	0-1	0-0	0	0	0	0	1	0	2	1	1	0	1	5
3	Cameron Cohn		12:27	1-3	0-2	2-2	2	0	2	0	1	4	0	1	0	0	0	0
21	Jake Nadauld		15:33	0-1	0-0	2-2	0	1	1	0	1	2	1	0	2	0	1	-19
22	Jack Jamele		05:17	0-2	0-1	0-0	0	0	0	3	0	0	0	1	0	0	1	-5
33	Keith Williams		01:41	0-0	0-0	0-0	0	0	0	1	0	0	0	0	0	0	0	-5
Team							3	1	4	0		0		2				
Totals				17-55	9-25	17-24	18	14	32	19	16	60	12	21	5	1	10	-31

Major Fouls: El-Farra (TF) 1 st 5:39 Kadoguchi (TF) 2 nd 13:12

Shooting By Period		
1st FG%	8-27	29.6%
3PT%	5-12	41.7%
FT%	8-13	61.5%
2nd FG%	9-28	32.1%
3PT%	4-13	30.8%
FT%	9-11	81.8%
GM FG%	17-55	30.9%
3PT%	9-25	36.0%
FT%	17-24	70.8%

Dead Ball Rebounds: 4, 0

Utah Valley - 91 Record: 2-1

NO.	Name		Min	FG M-A	3P M-A	FT M-A	Rebounds OR	DR	TOT	Fouls PF	FD	TP	AS	TO	ST	Blocks BS	BA	+/-
1	Isaac Davis	F	18:26	6-9	0-1	2-2	2	0	2	3	4	14	1	1	0	1	0	21
2	Jackson Holcombe	G	31:05	6-9	1-2	3-4	3	7	10	3	4	16	3	0	2	4	0	34
9	Braden Housley	G	26:09	3-5	1-3	5-6	0	0	0	0	3	12	2	1	2	0	0	19
10	Trevan Leonhardt	G	30:34	4-6	1-2	2-2	3	4	7	2	1	11	13	1	0	0	0	28
15	Tyler Hendricks	G	26:32	7-10	4-6	4-5	0	4	4	3	2	22	2	3	1	0	1	25
7	Noah Taitz		11:49	0-2	0-2	3-3	0	1	1	1	1	3	0	1	0	0	0	-4
8	Hayden Welling		12:45	2-7	0-3	0-0	0	3	3	4	0	4	1	3	0	0	0	3
23	Isaac Hawkins		18:04	2-2	0-0	0-0	2	1	3	2	1	4	3	3	2	4	0	1
4	Sherman Weatherspoon IV		10:04	1-2	1-1	0-0	0	0	0	1	0	3	0	1	0	0	0	11
11	Tyler Weaver		07:25	1-2	0-1	0-1	0	2	2	0	1	2	0	1	1	1	0	9
12	Tyler Medaris		02:43	0-0	0-0	0-0	1	0	1	0	0	0	1	1	0	0	0	3
99	Joul Karram		02:43	0-0	0-0	0-0	0	0	0	0	0	0	0	0	0	0	0	3
5	AJ Riggs		01:41	0-0	0-0	0-0	0	0	0	0	0	0	0	1	0	0	0	2
Team							0	0	0	0		0		1				
Totals				32-54	8-21	19-23	11	22	33	19	17	91	26	17	9	10	1	31

Major Fouls: Welling (TF) 1 st 5:39 Davis (TF) 2 nd 17:28 Hendricks (TF) 2 nd 16:05

Shooting By Period		
1st FG%	15-26	57.7%
3PT%	4-10	40.0%
FT%	9-12	75%
2nd FG%	17-28	60.7%
3PT%	4-11	36.4%
FT%	10-11	90.9%
GM FG%	32-54	59.3%
3PT%	8-21	38.1%
FT%	19-23	82.6%

Dead Ball Rebounds: 1, 1

	WU	UVU
Biggest lead	1 (1 st 8:16)	31 (2 nd 0:23)
Best Scoring Run	5 (1 st 14:12)	13 (1 st 4:05)
Lead Changes	2	
Times Tied	1	
Time with Lead	00:29	37:38

Points from	WU	UVU
Turnovers	17	25
Paint	16	48
Second Chance	12	11
Fast Breaks	8	23
Bench	37	16

Period by Period Scoring	1st	2nd	TOT
WU	29	31	60
UVU	43	48	91

GAME 4

at Fresno State | Nov. 15, 2025
Fresno, California | Save Mart Center

Official Basketball Box Score - Final
Utah Valley at Fresno St.
11/15/25 Save Mart Center, Fresno
2025-26 Men's Basketball

Game Time: 7:00 PM
Game Duration: 2:04
Attendance: 2,969

Officials: Michael Reed, Andy O'Brien, Mike O'Neill

Utah Valley - 74 Record: 0-1

NO.	Name		Min	FG M-A	3P M-A	FT M-A	Rebounds OR	DR	TOT	Fouls PF	FD	TP	AS	TO	ST	Blocks BS	BA	+/-
1	Isaac Davis	F	18:51	3-4	0-0	0-3	2	4	6	2	4	6	3	2	2	0	0	-5
2	Jackson Holcombe	G	28:26	4-7	0-0	4-6	1	2	3	4	5	12	3	1	3	1	2	4
9	Braden Housley	G	24:38	3-5	1-3	0-1	0	0	0	3	4	7	0	2	1	0	0	1
10	Trevan Leonhardt	G	36:39	3-8	2-5	2-2	0	4	4	2	1	10	7	2	1	0	1	3
15	Tyler Hendricks	G	28:25	4-8	1-4	1-2	2	3	5	2	1	10	1	3	0	0	0	-2
4	Sherman Weatherspoon IV		20:38	3-5	3-5	0-0	0	1	1	1	0	9	0	0	0	1	0	-5
23	Isaac Hawkins		12:50	0-0	0-0	3-4	0	2	2	2	3	3	0	2	1	1	0	1
8	Hayden Welling		25:16	6-12	0-1	5-10	0	2	2	2	6	17	1	2	3	0	0	-4
7	Noah Taitz		04:17	0-1	0-0	0-0	0	1	1	0	0	0	0	1	0	0	0	4
Team							2	3	5	0		0		0				
Totals				26-50	7-18	15-28	7	22	29	18	24	74	15	15	12	2	3	-1

Major Fouls: NONE

Shooting By Period		
1st FG%	13-26	50.0%
3PT%	4-11	36.4%
FT%	10-16	62.5%
2nd FG%	13-24	54.2%
3PT%	3-7	42.9%
FT%	5-12	41.7%
GM FG%	26-50	52.0%
3PT%	7-18	38.9%
FT%	15-28	53.6%

Dead Ball Rebounds: 5, 0

Fresno St. - 75 Record: 1-0

NO.	Name		Min	FG M-A	3P M-A	FT M-A	Rebounds OR	DR	TOT	Fouls PF	FD	TP	AS	TO	ST	Blocks BS	BA	+/-
35	DeShawn Gory	F	14:24	1-4	1-2	0-0	1	1	2	1	0	3	1	2	1	0	1	-1
16	Wilson Jacques	C	17:20	1-4	0-0	0-1	0	2	2	5	2	2	0	1	2	0	0	-1
3	Jake Heidbreder	G	38:32	6-11	2-6	4-6	0	2	2	1	4	18	1	2	3	0	0	-3
4	Cameron Faas	G	14:26	2-2	2-2	0-0	1	1	2	5	0	6	0	2	0	0	0	0
10	Zaon Collins	G	35:08	10-12	2-3	5-6	0	2	2	1	5	27	3	3	2	0	0	10
9	Gasper Kocevar		19:21	0-1	0-0	0-2	0	3	3	1	1	0	2	0	1	0	0	-3
11	Jac Mani		21:39	4-8	0-1	6-7	1	6	7	5	5	14	3	1	0	0	1	12
6	DJ Stickman		18:26	1-1	1-1	0-0	0	2	2	2	0	3	1	3	2	2	0	6
21	Bastien Rieber		18:04	0-1	0-1	0-0	0	1	1	2	1	0	1	2	0	0	0	-12
5	Makhan Diouf		02:41	1-2	0-1	0-0	0	1	1	1	0	2	0	1	0	1	0	-3
Team							0	4	4	0		0		0				
Totals				26-46	8-17	15-22	3	25	28	24	18	75	12	17	11	3	2	1

Major Fouls: NONE

Shooting By Period		
1st FG%	11-21	52.4%
3PT%	5-10	50.0%
FT%	6-12	50%
2nd FG%	15-25	60.0%
3PT%	3-7	42.9%
FT%	9-10	90%
GM FG%	26-46	56.5%
3PT%	8-17	47.1%
FT%	15-22	68.2%

Dead Ball Rebounds: 2, 0

	UVU	FST
Biggest lead	12 (1 st 3:12)	3 (2 nd 2:38)
Best Scoring Run	9 (1 st 6:36)	9 (2 nd 17:59)
Lead Changes	10	
Times Tied	4	
Time with Lead	34:59	03:53

Points from	UVU	FST
Turnovers	23	20
Paint	36	30
Second Chance	11	6
Fast Breaks	11	3
Bench	29	19

Period by Period Scoring	1st	2nd	TOT
UVU	40	34	74
FST	33	42	75

GAME5

vs. UC Irvine | Nov. 19, 2025
Orem, Utah | UCCU Center

Official Basketball Box Score - Final
UC Irvine at Utah Valley
11/19/25 UCCU Center, Orem, Utah
2025-26 Men's Basketball

Game Time: 6:00 PM
Game Duration: 2:05
Attendance: 1,374

Officials: Michael Greenstein, De Selle Dean, Matt Rafferty

UC Irvine - 72 Record: 3-2

NO.	Name		Min	FG M-A	3P M-A	FT M-A	Rebounds OR	DR	TOT	Fouls PF	FD	TP	AS	TO	ST	Blocks BS	BA	+/-
14	Kyle Evans	F	27:24	4-5	0-0	0-1	2	8	10	1	2	8	3	1	2	3	0	0
5	Ben Egbo	G	02:12	0-0	0-0	0-0	0	0	0	1	0	0	0	0	0	0	0	-6
6	Tama Isaac	G	25:47	1-8	1-4	4-5	0	0	0	3	6	7	2	2	1	0	1	0
13	Derin Saran	G	33:25	3-11	1-4	0-0	0	3	3	2	0	7	2	1	2	0	1	-13
24	Jurian Dixon	G	32:54	6-13	2-3	4-4	4	1	5	2	2	18	2	1	1	0	2	-8
3	Elijah Chol		09:44	3-5	1-3	3-5	0	3	3	2	3	10	0	1	0	0	0	8
23	Nes Emeneke		09:30	1-1	0-0	0-0	0	2	2	2	0	2	0	1	0	2	0	-10
43	Akiva McBirney-Griffin		11:07	0-3	0-1	0-0	2	2	4	2	2	0	0	2	0	1	1	-13
4	Andre Henry		11:06	1-2	0-0	0-0	0	1	1	2	0	2	0	0	1	0	0	0
9	Jovan Jester Jr.		18:22	3-7	1-4	4-4	0	1	1	1	3	11	5	1	0	0	1	1
2	Harrison Carrington		18:29	3-8	0-2	1-2	2	1	3	4	3	7	1	1	0	1	2	6
Team							2	1	3	0		0		0				
Totals				25-63	6-21	16-21	12	23	35	22	21	72	15	11	7	7	8	-7

Major Fouls: NONE

Shooting By Period		
1st FG%	11-33	33.3%
3PT%	2-11	18.2%
FT%	3-5	60%
2nd FG%	14-30	46.7%
3PT%	4-10	40.0%
FT%	13-16	81.3%
GM FG%	25-63	39.7%
3PT%	6-21	28.6%
FT%	16-21	76.2%

Dead Ball Rebounds: 2, 0

Utah Valley - 79 Record: 3-2

NO.	Name		Min	FG M-A	3P M-A	FT M-A	Rebounds OR	DR	TOT	Fouls PF	FD	TP	AS	TO	ST	Blocks BS	BA	+/-
1	Isaac Davis	F	23:16	7-11	1-2	3-7	0	4	4	3	7	18	5	2	0	2	0	12
2	Jackson Holcombe	G	32:05	5-11	0-2	2-4	3	9	12	4	3	12	5	2	3	3	1	15
9	Braden Housley	G	30:56	4-6	0-1	0-2	0	3	3	1	4	8	1	1	1	0	1	11
10	Trevan Leonhardt	G	33:25	6-11	0-2	3-4	2	6	8	1	1	15	4	4	2	1	0	6
15	Tyler Hendricks	G	34:45	3-6	2-2	0-3	2	3	5	2	2	8	2	0	0	1	2	7
8	Hayden Welling		20:05	5-11	2-3	2-3	0	1	1	2	2	14	1	1	0	0	2	-7
4	Sherman Weatherspoon IV		11:09	1-2	1-2	1-2	2	1	3	4	1	4	1	0	0	0	0	1
23	Isaac Hawkins		07:09	0-1	0-0	0-0	1	0	1	2	0	0	0	0	0	1	0	-7
7	Noah Taitz		07:10	0-1	0-0	0-0	0	1	1	2	2	0	0	1	0	0	1	-3
Team							4	1	5	0		0		0				
Totals				31-60	6-14	11-25	14	29	43	21	22	79	19	11	6	8	7	7

Major Fouls: NONE

Shooting By Period		
1st FG%	14-34	41.2%
3PT%	1-7	14.3%
FT%	2-3	66.7%
2nd FG%	17-26	65.4%
3PT%	5-7	71.4%
FT%	9-22	40.9%
GM FG%	31-60	51.7%
3PT%	6-14	42.9%
FT%	11-25	44.0%

Dead Ball Rebounds: 6, 0

	UCI	UVU
Biggest lead	1 (2nd 13:10)	12 (1st 13:28)
Best Scoring Run	6 (2nd 9:01)	10 (1st 16:35)
Lead Changes	2	
Times Tied	5	
Time with Lead	00:47	37:21

Points from	UCI	UVU
Turnovers	10	13
Paint	30	50
Second Chance	16	15
Fast Breaks	6	7
Bench	32	18

Period by Period Scoring	1st	2nd	TOT
UCI	27	45	72
UVU	31	48	79

GAME6

vs. South Dakota State | Nov. 25, 2025
Cancun, Mexico | Hard Rock Hotel Riviera Maya

Official Basketball Box Score - Final
Utah Valley at South Dakota St.
11/25/25 Hard Rock Cancun, Cancún
2025-26 Men's Basketball

Game Time: 6:00 PM
Game Duration: 1:50
Attendance: 300

Officials: Jermaine Rodgers, Jeff Spedoske, Mike Kashirsky

Utah Valley - 75 Record: 4-2

NO.	Name		Min	FG M-A	3P M-A	FT M-A	Rebounds OR	DR	TOT	Fouls PF	FD	TP	AS	TO	ST	Blocks BS	BA	+/-
1	Isaac Davis	F	10:43	3-5	0-1	0-0	1	0	1	5	3	6	1	3	3	0	0	21
2	Jackson Holcombe	G	25:05	3-9	0-0	0-0	1	3	4	3	0	6	5	2	3	1	1	22
9	Braden Housley	G	29:13	4-9	1-3	6-6	1	6	7	1	4	15	2	1	3	0	1	25
10	Trevan Leonhardt	G	30:46	6-9	2-3	2-2	1	4	5	1	2	16	3	4	3	1	0	16
15	Tyler Hendricks	G	31:53	6-14	4-10	0-0	0	2	2	2	1	16	1	2	1	0	1	24
8	Hayden Welling		13:37	1-3	0-1	0-0	3	2	5	0	1	2	1	2	0	0	0	-3
4	Sherman Weatherspoon IV		12:07	0-4	0-4	0-0	1	0	1	1	0	0	0	1	1	0	0	-2
23	Isaac Hawkins		18:37	4-5	0-0	1-3	2	5	3	3	4	9	2	1	1	2	0	10
7	Noah Taitz		13:09	1-2	1-2	0-0	0	1	1	0	0	3	1	0	0	0	0	6
12	Tyler Medaris		07:04	1-1	0-0	0-0	1	1	2	1	0	2	0	0	0	0	0	-2
99	Joul Karram		04:54	0-0	0-0	0-0	0	2	2	0	0	0	0	0	0	1	0	-2
5	AJ Riggs		01:26	0-0	0-0	0-0	0	0	0	0	0	0	0	0	0	0	0	0
11	Tyler Weaver		01:26	0-1	0-0	0-0	0	0	0	0	0	0	0	0	0	0	0	0
Team							2	1	3	0		0		0				
Totals				29-62	8-24	9-11	13	25	38	17	15	75	16	16	15	5	3	23

Major Fouls: Davis (TF) 2nd 1:26

Shooting By Period		
1st FG%	11-31	35.5%
3PT%	2-12	16.7%
FT%	5-5	100%
2nd FG%	18-31	58.1%
3PT%	6-12	50.0%
FT%	4-6	66.7%
GM FG%	29-62	46.8%
3PT%	8-24	33.3%
FT%	9-11	81.8%

Dead Ball Rebounds: 2, 0

South Dakota St. - 52 Record: 4-3

NO.	Name		Min	FG M-A	3P M-A	FT M-A	Rebounds OR	DR	TOT	Fouls PF	FD	TP	AS	TO	ST	Blocks BS	BA	+/-
11	Matthew Mors	F	30:34	4-11	1-5	1-1	2	1	3	1	2	10	3	0	1	3	0	-20
35	Alec Squires	C	11:17	0-1	0-0	0-0	1	3	4	1	1	0	0	1	0	0	0	-23
3	Joe Sayler	G	30:39	4-12	1-8	0-0	0	0	0	1	0	9	1	4	0	0	1	-18
10	Kalen Garry	G	23:22	2-7	0-3	0-1	2	3	5	1	2	4	0	5	1	0	0	-23
14	Jaden Jackson	G	19:55	1-5	0-4	6-7	2	2	4	3	4	8	0	3	3	0	1	-15
0	Trey Buchanan		19:21	3-4	2-3	0-0	1	1	2	4	0	8	2	4	0	0	0	-5
2	Luke Haertle		21:49	1-5	0-3	1-1	2	2	4	0	1	3	0	1	2	0	1	-5
34	Damon Wilkinson		26:32	2-7	0-0	4-4	2	5	7	2	5	8	0	2	1	0	2	3
12	Bubz Alvarez		10:43	0-1	0-0	0-0	0	2	2	1	0	0	0	0	0	0	0	-4
5	Caleb Delzell		02:11	0-0	0-0	0-2	0	0	0	0	1	0	1	0	0	0	0	-3
23	Andrell Burton Jr.		02:11	0-0	0-0	0-0	0	0	0	2	0	0	0	1	0	0	0	-3
6	Jaden Rogers		01:26	1-1	0-0	0-0	0	1	1	0	0	2	0	0	0	0	0	1
Team							1	0	1	0		0		0				
Totals				18-54	4-26	12-16	13	20	33	16	16	52	7	21	8	3	5	-23

Major Fouls: Burton Jr. (TF) 2nd 1:26

Shooting By Period		
1st FG%	8-27	29.6%
3PT%	2-14	14.3%
FT%	6-7	85.7%
2nd FG%	10-27	37.0%
3PT%	2-12	16.7%
FT%	6-9	66.7%
GM FG%	18-54	33.3%
3PT%	4-26	15.4%
FT%	12-16	75.0%

Dead Ball Rebounds: 2, 0

	UVU	SDS
Biggest lead	25 (2nd 1:26)	0 (1st 20:00)
Best Scoring Run	10 (1st 8:49)	8 (1st 12:14)
Lead Changes	0	
Times Tied	0	
Time with Lead	39:17	00:00

Points from	UVU	SDS
Turnovers	24	9
Paint	40	22
Second Chance	16	9
Fast Breaks	13	8
Bench	16	21

Period by Period Scoring	1st	2nd	TOT
UVU	29	46	75
SDS	24	28	52

GAME7

vs. Samford | Nov. 26, 2025
Cancun, Mexico | Hard Rock Hotel Riviera Maya

Official Basketball Box Score - Final
Samford at Utah Valley
11/26/25 Hard Rock Cancun, Cancún
2025-26 Men's Basketball

Game Time: 6:00 PM
Game Duration: 1:49

Officials: Freddie Williams, Bret Wegenke, Chad Shepherd

Samford - 45 Record: 4-5

NO.	Name		Min	FG M-A	3P M-A	FT M-A	Rebounds OR	DR	TOT	Fouls PF	FD	TP	AS	TO	ST	Blocks BS	BA	+/-
0	Isaiah Campbell-Finch	G	31:47	5-11	2-3	0-5	1	0	1	2	4	12	0	1	1	0	2	-24
2	Jadin Booth	G	19:39	1-4	0-2	0-0	0	2	2	2	0	2	1	0	0	0	0	-17
5	Cade Norris	G	35:39	4-12	2-7	0-0	0	2	2	5	1	10	1	5	0	0	1	-44
8	Zion Wilburn	G	16:47	1-8	1-5	1-2	3	1	4	2	3	4	1	5	1	0	3	-15
10	Kam Martin	G	31:35	2-9	0-3	1-1	1	3	4	0	2	5	0	1	1	0	2	-29
22	Jaxon Pollard		13:10	1-9	0-4	1-2	1	2	3	3	2	3	0	0	1	0	0	-22
4	Judson Bjornstad		15:28	1-5	1-2	2-2	2	0	2	0	2	5	0	1	0	1	0	-26
35	Will Shaver		11:47	1-5	0-1	0-0	2	2	4	0	1	2	3	1	1	1	1	-16
23	Caleb Harrison		09:48	1-4	0-0	0-0	1	2	3	0	0	2	1	2	0	2	1	-18
33	Zach Lamey		07:01	0-0	0-0	0-0	0	0	0	0	1	0	0	0	1	0	0	-1
21	Corey Brown		07:19	0-0	0-0	0-0	0	1	1	1	0	0	0	0	0	0	0	-8
Team							4	4	8	0		0		0				
Totals				17-67	6-27	5-12	15	19	34	15	16	45	7	16	6	4	10	-44

Major Fouls: NONE

Shooting By Period		
1st FG%	6-29	20.7%
3PT%	2-13	15.4%
FT%	0-4	0%
2nd FG%	11-38	28.9%
3PT%	4-14	28.6%
FT%	5-8	62.5%
GM FG%	17-67	25.4%
3PT%	6-27	22.2%
FT%	5-12	41.7%

Dead Ball Rebounds: 5, 0

Utah Valley - 89 Record: 5-2

NO.	Name		Min	FG M-A	3P M-A	FT M-A	Rebounds OR	DR	TOT	Fouls PF	FD	TP	AS	TO	ST	Blocks BS	BA	+/-
1	Isaac Davis	F	09:03	3-6	0-0	0-0	2	2	4	1	0	6	2	3	0	0	0	10
2	Jackson Holcombe	G	28:35	10-12	0-0	1-1	0	5	5	3	4	21	3	1	1	2	0	37
9	Braden Housley	G	22:26	0-3	0-1	2-2	1	3	4	2	1	2	5	0	0	0	0	17
10	Trevan Leonhardt	G	26:43	6-10	2-2	1-1	0	4	4	0	2	15	4	2	4	0	0	32
15	Tyler Hendricks	G	21:23	4-6	3-4	0-0	1	5	6	1	0	11	1	2	0	2	0	25
8	Hayden Welling		04:17	1-2	0-0	0-0	0	3	3	0	0	2	0	0	0	0	0	5
23	Isaac Hawkins		15:41	2-4	0-0	3-4	0	2	2	3	2	7	2	0	1	2	1	14
7	Noah Taitz		17:52	2-7	1-4	1-2	1	1	2	2	1	6	3	2	2	1	1	31
4	Sherman Weatherspoon IV		16:12	1-2	0-1	2-2	0	2	2	1	1	4	1	1	0	0	0	15
12	Tyler Medaris		14:53	3-6	0-1	2-3	2	2	4	2	3	8	2	1	0	1	2	20
11	Tyler Weaver		10:24	0-1	0-0	0-0	0	3	3	0	1	0	0	0	1	1	0	8
99	Joul Karram		06:54	2-2	0-0	0-0	0	2	2	1	0	4	1	0	0	1	0	4
5	AJ Riggs		05:37	1-1	1-1	0-0	0	0	0	0	0	3	0	0	0	0	0	2
Team							2	1	3	0		0		1				
Totals				35-62	7-14	12-15	9	35	44	16	15	89	24	13	9	10	4	44

Major Fouls: NONE

Shooting By Period		
1st FG%	18-33	54.5%
3PT%	3-8	37.5%
FT%	3-5	60%
2nd FG%	17-29	58.6%
3PT%	4-6	66.7%
FT%	9-10	90%
GM FG%	35-62	56.5%
3PT%	7-14	50.0%
FT%	12-15	80.0%

Dead Ball Rebounds: 2, 2

	SAM	UVU
Biggest lead	1 (1st 18:35)	49 (2nd 0:55)
Best Scoring Run	5 (2nd 11:24)	16 (1st 1:40)
Lead Changes	2	
Times Tied	2	
Time with Lead	00:16	35:43

Points from	SAM	UVU
Turnovers	13	21
Paint	22	54
Second Chance	9	11
Fast Breaks	6	11
Bench	12	34

Period by Period Scoring	1st	2nd	TOT
SAM	14	31	45
UVU	42	47	89

GAME8

at San Diego State | Dec. 3, 2025
San Diego, California | Viejas Arena

Official Basketball Box Score - Final
Utah Valley at San Diego State
12/03/25 Steve Fisher Court at Viejas Arena, San Diego
2025-26 Men's Basketball

Game Time: 7:00 PM
Game Duration: 2:16
Attendance: 11,683

Officials: Kelly Pfeifer, Michael Irving, John Floyd

Utah Valley - 66 Record: 5-3

NO.	Name		Min	FG M-A	3P M-A	FT M-A	Rebounds OR	DR	TOT	Fouls PF	FD	TP	AS	TO	ST	Blocks BS	BA	+/-
1	Isaac Davis	F	16:29	1-5	0-1	0-0	3	0	3	5	4	2	0	3	1	0	0	-2
2	Jackson Holcombe	G	36:08	5-10	0-2	7-9	1	9	10	3	6	17	5	3	3	0	1	0
7	Noah Taitz	G	27:18	1-4	1-4	0-2	0	2	2	3	1	3	1	0	0	0	0	-3
10	Trevan Leonhardt	G	39:12	5-12	1-4	2-2	2	3	5	3	3	13	5	6	4	0	1	-12
15	Tyler Hendricks	G	37:59	5-8	5-7	0-0	0	4	4	1	0	15	3	0	2	0	0	-11
4	Sherman Weatherspoon IV		10:26	0-3	0-3	0-0	2	1	3	2	0	0	0	0	0	0	0	-24
8	Hayden Welling		23:07	5-12	3-6	1-2	0	1	1	3	3	14	1	4	0	0	2	-3
23	Isaac Hawkins		09:21	1-1	0-0	0-0	1	0	1	0	1	2	1	2	0	1	0	0
Team							2	1	3	0		0		1				
Totals				23-55	10-27	10-15	11	21	32	20	18	66	16	19	10	1	4	-11

Major Fouls: Davis (F1) 1st 5:27

Shooting By Period		
1st FG%	11-26	42.3%
3PT%	7-16	43.8%
FT%	3-4	75%
2nd FG%	12-29	41.4%
3PT%	3-11	27.3%
FT%	7-11	63.6%
GM FG%	23-55	41.8%
3PT%	10-27	37.0%
FT%	10-15	66.7%

Dead Ball Rebounds: 2, 1

San Diego State - 77 Record: 4-3

NO.	Name		Min	FG M-A	3P M-A	FT M-A	Rebounds OR	DR	TOT	Fouls PF	FD	TP	AS	TO	ST	Blocks BS	BA	+/-
0	Magoon Gwath	F	15:49	2-6	0-1	3-4	2	3	5	2	2	7	0	1	1	0	0	-9
40	Miles Heide	F	05:12	0-1	0-0	0-0	1	2	3	1	1	0	0	0	0	0	0	-1
3	Elzie Harrington	G	19:51	2-5	0-1	0-2	0	2	2	1	1	4	2	1	0	0	0	-11
21	Miles Byrd	G	19:37	0-5	0-3	0-1	0	1	1	1	1	0	1	1	2	0	0	1
39	Reese Dixon-Waters	G	25:07	3-10	1-3	0-0	0	1	1	2	0	7	1	0	1	0	0	3
25	Jeremiah Oden		16:47	3-3	0-0	1-2	1	1	2	2	1	7	0	1	1	1	0	9
5	Pharaoh Compton		22:17	5-8	0-0	2-2	2	3	5	3	1	12	0	3	2	3	1	17
10	BJ Davis		23:52	4-8	2-4	8-8	1	3	4	1	3	18	2	2	1	0	0	8
4	Sean Newman Jr.		17:20	1-1	0-0	2-2	0	1	1	1	2	4	3	2	2	0	0	21
24	Taj DeGourville		20:29	1-3	1-2	0-0	0	1	1	2	3	3	4	0	2	0	0	15
8	Tae Simmons		13:39	4-6	1-1	6-7	4	3	7	2	5	15	0	1	0	0	0	2
Team							1	2	3	0		0		1				
Totals				25-56	5-15	22-28	12	23	35	18	20	77	13	13	12	4	1	11

Major Fouls: NONE

Shooting By Period		
1st FG%	11-31	35.5%
3PT%	2-9	22.2%
FT%	9-12	75%
2nd FG%	14-25	56.0%
3PT%	3-6	50.0%
FT%	13-16	81.3%
GM FG%	25-56	44.6%
3PT%	5-15	33.3%
FT%	22-28	78.6%

Dead Ball Rebounds: 3, 1

	UVU	SDSU
Biggest lead	3 (1st 19:32)	14 (1st 5:27)
Best Scoring Run	14 (2nd 18:58)	8 (1st 5:27)
Lead Changes	5	
Times Tied	4	
Time with Lead	04:17	34:43

Points from	UVU	SDSU
Turnovers	18	21
Paint	26	34
Second Chance	11	14
Fast Breaks	10	9
Bench	16	59

Period by Period Scoring	1st	2nd	TOT
UVU	32	34	66
SDSU	33	44	77

GAME 9

at Bowling Green | Dec. 6, 2025
Bowling Green, Ohio | Stroh Center

Official Basketball Box Score - Final
Utah Valley at Bowling Green
12/06/25 Stroh Center, Bowling Green
2025-26 Men's Basketball

Game Time: 1:00 PM
Game Duration: 2:01
Attendance: 1,929

Officials: Greg Langsdorf, Ed Philips, Ben Syroka

Utah Valley - 82 **Record: 6-3**

NO.	Name		Min	FG M-A	3P M-A	FT M-A	Rebounds OR	DR	TOT	Fouls PF	FD	TP	AS	TO	ST	Blocks BS	BA	+/-
1	Isaac Davis	F	19:32	7-10	0-0	4-4	1	3	4	3	7	18	2	2	1	0	0	6
2	Jackson Holcombe	G	30:42	7-9	0-2	5-9	4	3	7	4	6	19	5	3	2	0	0	10
7	Noah Taitz	G	28:02	1-4	1-3	0-0	0	3	3	2	1	3	2	1	0	0	0	0
10	Trevan Leonhardt	G	38:43	2-7	1-4	1-2	1	1	2	2	1	6	9	5	1	1	0	10
15	Tyler Hendricks	G	35:11	5-9	1-3	0-0	1	10	11	2	1	11	3	2	3	1	1	15
23	Isaac Hawkins		13:51	3-5	0-1	0-0	0	3	3	2	0	6	0	0	1	0	1	7
4	Sherman Weatherspoon IV		18:04	3-5	3-5	0-0	1	1	2	1	1	9	0	2	1	0	0	8
8	Hayden Welling		15:35	4-7	2-4	0-0	0	2	2	2	0	10	0	2	1	0	0	-1
12	Tyler Medaris		00:21	0-0	0-0	0-0	0	0	0	0	0	0	0	0	0	0	0	0
Team							1	2	3	0		0		0				
Totals				32-56	8-22	10-15	9	28	37	18	17	82	21	17	10	2	2	11

Major Fouls: NONE

Shooting By Period		
1st FG%	15-31	48.4%
3PT%	5-13	38.5%
FT%	3-6	50%
2nd FG%	17-25	68.0%
3PT%	3-9	33.3%
FT%	7-9	77.8%
GM FG%	32-56	57.1%
3PT%	8-22	36.4%
FT%	10-15	66.7%

Dead Ball Rebounds: 3, 0

Bowling Green - 71 **Record: 6-3**

NO.	Name		Min	FG M-A	3P M-A	FT M-A	Rebounds OR	DR	TOT	Fouls PF	FD	TP	AS	TO	ST	Blocks BS	BA	+/-
14	Sam Towns	F	37:48	3-13	0-5	2-2	2	4	6	3	1	8	2	4	4	0	1	-15
16	Troy Glover II	F	23:11	3-4	0-0	0-0	2	3	5	3	1	6	1	3	0	1	0	-14
2	Javontae Campbell	G	37:28	9-14	1-2	5-7	2	3	5	2	5	24	5	2	3	1	1	-8
11	Javon Ruffin	G	25:33	1-8	0-5	0-0	0	1	1	2	1	2	1	0	0	0	0	1
25	Justin Thomas	G	30:55	2-5	0-1	2-4	0	3	3	0	4	6	1	0	2	0	0	-19
9	Mayar Wol		13:42	3-8	2-7	0-1	1	2	3	2	1	8	0	1	1	0	0	8
4	Josiah Shackelford		21:56	4-7	1-3	4-4	1	1	2	1	4	13	0	3	3	0	0	-3
15	Camden Karel		03:45	0-0	0-0	0-2	0	0	0	3	1	0	0	0	0	0	0	-2
3	Makhi Leach		04:49	1-2	0-1	0-0	0	0	0	0	0	2	0	0	0	0	0	-4
34	Aiden Goins		00:53	1-1	0-0	0-0	0	0	0	1	0	2	0	0	0	0	0	1
Team							4	0	4	0		0		0				
Totals				27-62	4-24	13-20	12	17	29	17	18	71	10	13	13	2	2	-11

Major Fouls: NONE

Shooting By Period		
1st FG%	14-31	45.2%
3PT%	1-9	11.1%
FT%	2-3	66.7%
2nd FG%	13-31	41.9%
3PT%	3-15	20.0%
FT%	11-17	64.7%
GM FG%	27-62	43.5%
3PT%	4-24	16.7%
FT%	13-20	65.0%

Dead Ball Rebounds: 2, 0

	UVU	BGSU
Biggest lead	26 (2nd 5:17)	2 (1st 19:28)
Best Scoring Run	7 (2nd 18:14)	7 (2nd 0:54)
Lead Changes	5	
Times Tied	3	
Time with Lead	36:11	02:19

Points from	UVU	BGSU
Turnovers	13	20
Paint	44	42
Second Chance	8	13
Fast Breaks	18	9
Bench	25	25

Period by Period Scoring	1st	2nd	TOT
UVU	38	44	82
BGSU	31	40	71

GAME 10

vs. Idaho State | Dec. 10, 2025
Orem, Utah | UCCU Center

Official Basketball Box Score - Final
Idaho St. at Utah Valley
12/10/25 UCCU Center, Orem, Utah
2025-26 Men's Basketball

Game Time: 6:00 PM
Game Duration: 1:51
Attendance: 1,423

Officials: Chance Moore, John St. Clair, Deron White

Idaho St. - 69 **Record: 6-5**

NO.	Name		Min	FG M-A	3P M-A	FT M-A	Rebounds OR	DR	TOT	Fouls PF	FD	TP	AS	TO	ST	Blocks BS	BA	+/-
10	Connor Hollenbeck	F	37:33	7-17	2-7	1-1	3	0	3	1	1	17	2	1	1	0	1	-2
30	Evan Otten	C	15:19	2-4	1-1	1-2	1	1	2	4	2	6	0	2	0	0	0	1
2	Jamison Guerra	G	27:33	3-6	0-0	2-2	0	5	5	1	2	8	6	2	0	0	0	-6
11	Martin Kheil	G	35:10	1-8	1-7	3-4	0	4	4	1	2	6	1	3	2	1	1	6
12	Lachlan Brewer	G	31:56	3-6	2-4	2-2	2	2	4	2	3	10	0	1	1	0	1	-2
24	Caleb Van De Griend		16:54	6-9	2-2	2-4	2	2	4	0	3	16	1	3	1	0	1	-2
5	Cheikh Sow		12:11	0-1	0-0	0-0	0	0	0	3	0	0	0	0	1	0	1	-5
0	Gus Etchison		12:27	1-2	1-1	1-2	0	1	1	1	2	4	2	1	0	0	1	2
32	Blake Daberkow		07:47	1-2	0-1	0-0	0	2	2	0	0	2	1	0	1	0	0	-3
21	Quin Patterson		03:10	0-0	0-0	0-0	0	0	0	0	0	0	0	0	1	0	0	-9
Team							0	0	0	0		0		0				
Totals				24-55	9-23	12-17	8	17	25	13	15	69	13	13	8	1	6	-4

Major Fouls: NONE

Shooting By Period		
1st FG%	12-27	44.4%
3PT%	4-14	28.6%
FT%	4-4	100%
2nd FG%	12-28	42.9%
3PT%	5-9	55.6%
FT%	8-13	61.5%
GM FG%	24-55	43.6%
3PT%	9-23	39.1%
FT%	12-17	70.6%

Dead Ball Rebounds: 2, 0

Utah Valley - 73 **Record: 7-3**

NO.	Name		Min	FG M-A	3P M-A	FT M-A	Rebounds OR	DR	TOT	Fouls PF	FD	TP	AS	TO	ST	Blocks BS	BA	+/-
1	Isaac Davis	F	27:56	7-10	0-1	4-6	2	4	6	4	3	18	0	4	1	0	0	3
2	Jackson Holcombe	G	31:45	8-11	1-1	1-2	2	5	7	2	3	18	2	2	2	1	0	4
7	Noah Taitz	G	29:51	3-8	2-7	3-3	1	3	4	1	3	11	1	2	1	0	1	8
10	Trevan Leonhardt	G	34:05	2-3	0-0	2-2	2	9	11	2	1	6	8	2	3	1	0	-6
15	Tyler Hendricks	G	31:57	1-9	0-4	2-2	1	1	2	4	1	4	5	2	1	0	0	8
4	Sherman Weatherspoon IV		15:37	3-8	1-5	0-0	1	1	2	0	0	7	0	1	2	0	0	3
8	Hayden Welling		20:19	2-4	1-3	0-0	0	2	2	2	1	5	0	2	0	4	0	1
23	Isaac Hawkins		08:30	1-3	0-0	2-2	2	0	2	0	1	4	0	1	0	0	0	-1
Team							1	1	2	0		0		1				
Totals				27-56	5-21	14-17	12	26	38	15	13	73	16	17	10	6	1	4

Major Fouls: NONE

Shooting By Period		
1st FG%	14-35	40.0%
3PT%	4-14	28.6%
FT%	4-5	80%
2nd FG%	13-21	61.9%
3PT%	1-7	14.3%
FT%	10-12	83.3%
GM FG%	27-56	48.2%
3PT%	5-21	23.8%
FT%	14-17	82.4%

Dead Ball Rebounds: 3, 0

	ISU	UVU
Biggest lead	12 (1st 13:45)	7 (2nd 7:06)
Best Scoring Run	6 (1st 13:45)	16 (1st 3:59)
Lead Changes	14	
Times Tied	7	
Time with Lead	15:54	22:25

Points from	ISU	UVU
Turnovers	14	20
Paint	22	42
Second Chance	6	11
Fast Breaks	3	17
Bench	22	16

Period by Period Scoring	1st	2nd	TOT
ISU	32	37	69
UVU	36	37	73

GAME 11

vs. UC Santa Barbara | Dec. 13, 2025
Salt Lake City, Utah | Delta Center

Official Basketball Box Score - Final
Samford at Utah Valley
11/26/25 Hard Rock Cancun, Cancún
2025-26 Men's Basketball

Game Time: 6:00 PM
Game Duration: 1:49

Officials: Freddie Williams, Bret Wegenke, Chad Shepherd

Samford - 45 **Record: 4-5**

NO.	Name		Min	FG M-A	3P M-A	FT M-A	Rebounds OR	DR	TOT	Fouls PF	FD	TP	AS	TO	ST	Blocks BS	BA	+/-
0	Isaiah Campbell-Finch	G	31:47	5-11	2-3	0-5	1	0	1	2	4	12	0	1	1	0	2	-24
2	Jadin Booth	G	19:39	1-4	0-2	0-0	0	2	2	2	0	2	1	0	0	0	0	-17
5	Cade Norris	G	35:39	4-12	2-7	0-0	0	2	2	5	1	10	1	5	0	0	1	-44
8	Zion Wilburn	G	16:47	1-8	1-5	1-2	3	1	4	2	3	4	1	5	1	0	3	-15
10	Kam Martin	G	31:35	2-9	0-3	1-1	1	3	4	0	2	5	0	1	1	0	2	-29
22	Jaxon Pollard		13:10	1-9	0-4	1-2	1	2	3	3	2	3	0	0	1	0	0	-22
4	Judson Bjornstad		15:28	1-5	1-2	2-2	2	0	2	0	2	5	0	1	0	1	0	-26
35	Will Shaver		11:47	1-5	0-1	0-0	2	2	4	0	1	2	3	1	1	1	1	-16
23	Caleb Harrison		09:48	1-4	0-0	0-0	1	2	3	0	0	2	1	2	0	2	1	-18
33	Zach Lamey		07:01	0-0	0-0	0-0	0	0	0	0	1	0	0	0	1	0	0	-1
21	Corey Brown		07:19	0-0	0-0	0-0	0	1	1	1	0	0	0	0	0	0	0	-8
Team							4	4	8	0		0		0				
Totals				17-67	6-27	5-12	15	19	34	15	16	45	7	16	6	4	10	-44

Major Fouls: NONE

Shooting By Period		
1st FG%	6-29	20.7%
3PT%	2-13	15.4%
FT%	0-4	0%
2nd FG%	11-38	28.9%
3PT%	4-14	28.6%
FT%	5-8	62.5%
GM FG%	17-67	25.4%
3PT%	6-27	22.2%
FT%	5-12	41.7%

Dead Ball Rebounds: 5, 0

Utah Valley - 89 **Record: 5-2**

NO.	Name		Min	FG M-A	3P M-A	FT M-A	Rebounds OR	DR	TOT	Fouls PF	FD	TP	AS	TO	ST	Blocks BS	BA	+/-
1	Isaac Davis	F	09:03	3-6	0-0	0-0	2	2	4	1	0	6	2	3	0	0	0	10
2	Jackson Holcombe	G	28:35	10-12	0-0	1-1	0	5	5	3	4	21	3	1	1	2	0	37
9	Braden Housley	G	22:26	0-3	0-1	2-2	1	3	4	2	1	2	5	0	0	0	0	17
10	Trevan Leonhardt	G	26:43	6-10	2-2	1-1	0	4	4	0	2	15	4	2	4	0	0	32
15	Tyler Hendricks	G	21:23	4-6	3-4	0-0	1	5	6	1	0	11	1	2	0	2	0	25
8	Hayden Welling		04:17	1-2	0-0	0-0	0	3	3	0	0	2	0	0	0	0	0	5
23	Isaac Hawkins		15:41	2-4	0-0	3-4	0	2	2	3	2	7	2	0	1	2	1	14
7	Noah Taitz		17:52	2-7	1-4	1-2	1	1	2	2	1	6	3	2	2	1	1	31
4	Sherman Weatherspoon IV		16:12	1-2	0-1	2-2	0	2	2	1	1	4	1	1	0	0	0	15
12	Tyler Medaris		14:53	3-6	0-1	2-3	2	2	4	2	3	8	2	1	0	1	2	20
11	Tyler Weaver		10:24	0-1	0-0	0-0	0	3	3	0	1	0	0	0	1	1	0	8
99	Joul Karram		06:54	2-2	0-0	0-0	0	2	2	1	0	4	1	0	0	1	0	4
5	AJ Riggs		05:37	1-1	1-1	0-0	0	0	0	0	0	3	0	0	0	0	0	2
Team							2	1	3	0		0		1				
Totals				35-62	7-14	12-15	9	35	44	16	15	89	24	13	9	10	4	44

Major Fouls: NONE

Shooting By Period		
1st FG%	18-33	54.5%
3PT%	3-8	37.5%
FT%	3-5	60%
2nd FG%	17-29	58.6%
3PT%	4-6	66.7%
FT%	9-10	90%
GM FG%	35-62	56.5%
3PT%	7-14	50.0%
FT%	12-15	80.0%

Dead Ball Rebounds: 2, 2

	SAM	UVU
Biggest lead	1 (1st 18:35)	49 (2nd 0:55)
Best Scoring Run	5 (2nd 11:24)	16 (1st 1:40)
Lead Changes	2	
Times Tied	2	
Time with Lead	00:16	35:43

Points from	SAM	UVU
Turnovers	13	21
Paint	22	54
Second Chance	9	11
Fast Breaks	6	11
Bench	12	34

Period by Period Scoring	1st	2nd	TOT
SAM	14	31	45
UVU	42	47	89

GAME 12

vs. Weber State | Dec. 17, 2025
Orem, Utah | UCCU Center

Official Basketball Box Score - Final
Weber St. at Utah Valley
12/17/25 UCCU Center, Orem, Utah
2025-26 Men's Basketball

Game Time: 6:00 PM
Game Duration: 1:50
Attendance: 1,457

Officials: John Hampton, Chad Shepard, Chris Hudson

Weber St. - 74 **Record: 5-6**

NO.	Name		Min	FG M-A	3P M-A	FT M-A	Rebounds OR	DR	TOT	Fouls PF	FD	TP	AS	TO	ST	Blocks BS	BA	+/-
0	Edwin Suarez Jr.	F	34:31	11-15	0-0	4-6	5	5	10	3	3	26	0	2	2	0	3	-14
7	Malek Gomma	C	25:43	2-6	0-1	0-0	3	3	6	1	0	4	2	2	0	0	1	-6
3	Tijan Saine Jr.	G	36:16	4-12	2-6	3-4	0	0	0	2	2	13	5	0	1	0	1	-19
6	Trevor Hennig	G	36:22	3-9	0-1	0-2	1	2	3	3	2	6	2	3	0	0	2	-7
24	Jace Whiting	G	33:30	4-10	1-2	0-0	0	1	1	2	0	9	3	2	2	0	2	-18
5	Nigel Burris		18:24	4-8	1-2	3-5	1	1	2	2	4	12	2	0	1	0	1	-10
9	Duce Paschal		10:08	0-0	0-0	2-2	1	0	1	1	1	2	1	0	0	0	0	-7
12	ArDarius Grayson		03:44	0-1	0-1	2-2	0	0	0	1	1	2	0	0	0	0	0	3
15	Declan Cutler		01:22	0-1	0-0	0-0	1	1	2	1	0	0	0	0	0	0	0	-2
Team							4	0	4	0		0		0				
Totals				28-62	4-13	14-21	16	13	29	16	13	74	15	9	6	0	10	-16

Major Fouls: NONE

Shooting By Period		
1st FG%	13-31	41.9%
3PT%	1-8	12.5%
FT%	5-6	83.3%
2nd FG%	15-31	48.4%
3PT%	3-5	60.0%
FT%	9-15	60%
GM FG%	28-62	45.2%
3PT%	4-13	30.8%
FT%	14-21	66.7%

Dead Ball Rebounds: 3, 0

Utah Valley - 90 **Record: 9-3**

NO.	Name		Min	FG M-A	3P M-A	FT M-A	Rebounds OR	DR	TOT	Fouls PF	FD	TP	AS	TO	ST	Blocks BS	BA	+/-
1	Isaac Davis	F	15:18	1-3	0-0	0-0	2	2	4	1	0	2	1	8	1	0	0	7
2	Jackson Holcombe	G	22:38	6-10	0-0	6-9	1	5	6	4	6	18	5	1	1	2	0	15
7	Noah Taitz	G	29:26	5-7	3-4	0-0	0	1	1	1	0	13	2	0	0	0	0	6
10	Trevan Leonhardt	G	35:43	2-5	1-4	0-0	0	5	5	1	1	5	6	2	2	0	0	15
15	Tyler Hendricks	G	35:04	6-14	4-9	6-6	1	2	3	1	5	22	3	1	1	3	0	13
8	Hayden Welling		26:16	5-8	0-2	0-0	3	1	4	2	1	10	4	1	0	3	0	14
4	Sherman Weatherspoon IV		14:51	2-4	1-3	0-0	2	5	7	1	1	5	1	0	2	0	0	11
23	Isaac Hawkins		17:17	7-7	0-0	1-2	4	1	5	2	2	15	1	0	0	2	0	-1
11	Tyler Weaver		03:27	0-0	0-0	0-0	0	0	0	0	0	0	0	0	0	1	0	0
Team							0	0	0	0		0		0				
Totals				34-58	9-22	13-17	13	22	35	13	16	90	23	13	8	10	0	16

Major Fouls: NONE

Shooting By Period		
1st FG%	16-29	55.2%
3PT%	3-11	27.3%
FT%	5-7	71.4%
2nd FG%	18-29	62.1%
3PT%	6-11	54.5%
FT%	8-10	80%
GM FG%	34-58	58.6%
3PT%	9-22	40.9%
FT%	13-17	76.5%

Dead Ball Rebounds: 2, 0

	WSU	UVU
Biggest lead	1 (1st 16:17)	19 (2nd 3:12)
Best Scoring Run	7 (2nd 6:37)	10 (2nd 3:40)
Lead Changes	2	
Times Tied	2	
Time with Lead	00:13	38:44

Points from	WSU	UVU
Turnovers	16	14
Paint	48	50
Second Chance	16	18
Fast Breaks	11	3
Bench	16	30

Period by Period Scoring	1st	2nd	TOT
WSU	32	42	74
UVU	40	50	90

GAME13 vs. Bethesda | Dec. 27, 2025
Orem, Utah | UCCU Center

Official Basketball Box Score - Final
Utah Valley at Bowling Green
12/06/25 Stroh Center, Bowling Green
2025-26 Men's Basketball

Game Time: 1:00 PM
Game Duration: 2:01
Attendance: 1,929

Officials: Greg Langsdorf, Ed Philips, Ben Syroka

Utah Valley - 82 **Record: 6-3**

NO.	Name		Min	FG M-A	3P M-A	FT M-A	Rebounds OR	DR	TOT	Fouls PF	FD	TP	AS	TO	ST	Blocks BS	BA	+/-
1	Isaac Davis	F	19:32	7-10	0-0	4-4	1	3	4	3	7	18	2	2	1	0	0	6
2	Jackson Holcombe	G	30:42	7-9	0-2	5-9	4	3	7	4	6	19	5	3	2	0	0	10
7	Noah Taitz	G	28:02	1-4	1-3	0-0	0	3	3	2	1	3	2	1	0	0	0	0
10	Trevan Leonhardt	G	38:43	2-7	1-4	1-2	1	1	2	2	1	6	9	5	1	1	0	10
15	Tyler Hendricks	G	35:11	5-9	1-3	0-0	1	10	11	2	1	11	3	2	3	1	1	15
23	Isaac Hawkins		13:51	3-5	0-1	0-0	0	3	3	2	0	6	0	0	1	0	1	7
4	Sherman Weatherspoon IV		18:04	3-5	3-5	0-0	1	1	2	1	1	9	0	2	1	0	0	8
8	Hayden Welling		15:35	4-7	2-4	0-0	0	2	2	2	0	10	0	2	1	0	0	-1
12	Tyler Medaris		00:21	0-0	0-0	0-0	0	0	0	0	0	0	0	0	0	0	0	0
Team							1	2	3	0		0		0				
Totals				32-56	8-22	10-15	9	28	37	18	17	82	21	17	10	2	2	11

Major Fouls: NONE

Shooting By Period		
1st FG%	15-31	48.4%
3PT%	5-13	38.5%
FT%	3-6	50%
2nd FG%	17-25	68.0%
3PT%	3-9	33.3%
FT%	7-9	77.8%
GM FG%	32-56	57.1%
3PT%	8-22	36.4%
FT%	10-15	66.7%

Dead Ball Rebounds: 3, 0

Bowling Green - 71 **Record: 6-3**

NO.	Name		Min	FG M-A	3P M-A	FT M-A	Rebounds OR	DR	TOT	Fouls PF	FD	TP	AS	TO	ST	Blocks BS	BA	+/-
14	Sam Towns	F	37:48	3-13	0-5	2-2	2	4	6	3	1	8	2	4	4	0	1	-15
16	Troy Glover II	F	23:11	3-4	0-0	0-0	2	3	5	3	1	6	1	3	0	1	0	-14
2	Javontae Campbell	G	37:28	9-14	1-2	5-7	2	3	5	2	5	24	5	2	3	1	1	-8
11	Javon Ruffin	G	25:33	1-8	0-5	0-0	0	1	1	2	1	2	1	0	0	0	0	1
25	Justin Thomas	G	30:55	2-5	0-1	2-4	0	3	3	0	4	6	1	0	2	0	0	-19
9	Mayar Wol		13:42	3-8	2-7	0-1	1	2	3	2	1	8	0	1	1	0	0	8
4	Josiah Shackelford		21:56	4-7	1-3	4-4	1	1	2	1	4	13	0	3	3	0	0	-3
15	Camden Karel		03:45	0-0	0-0	0-2	0	0	0	3	1	0	0	0	0	0	0	-2
3	Makhi Leach		04:49	1-2	0-1	0-0	0	0	0	0	0	2	0	0	0	0	0	-4
34	Aiden Goins		00:53	1-1	0-0	0-0	0	0	0	1	0	2	0	0	0	0	0	1
Team							4	0	4	0		0		0				
Totals				27-62	4-24	13-20	12	17	29	17	18	71	10	13	13	2	2	-11

Major Fouls: NONE

Shooting By Period		
1st FG%	14-31	45.2%
3PT%	1-9	11.1%
FT%	2-3	66.7%
2nd FG%	13-31	41.9%
3PT%	3-15	20.0%
FT%	11-17	64.7%
GM FG%	27-62	43.5%
3PT%	4-24	16.7%
FT%	13-20	65.0%

Dead Ball Rebounds: 2, 0

	UVU	BGSU
Biggest lead	26 (2nd 5:17)	2 (1st 19:28)
Best Scoring Run	7 (2nd 18:14)	7 (2nd 0:54)
Lead Changes	5	
Times Tied	3	
Time with Lead	36:11	02:19

Points from	UVU	BGSU
Turnovers	13	20
Paint	44	42
Second Chance	8	13
Fast Breaks	18	9
Bench	25	25

Period by Period Scoring			
	1st	2nd	TOT
UVU	38	44	82
BGSU	31	40	71

GAME14 vs. California Baptist | Dec. 29, 2025
Orem, Utah | UCCU Center

Official Basketball Box Score - Final
California Baptist at Utah Valley
12/29/25 UCCU Center, Orem, Utah
2025-26 Men's Basketball

Game Time: 6:00 PM
Game Duration: 2:01
Attendance: 2,171

Officials: Rick Crawford, Keith Patterson, Jacob Hirz

California Baptist - 66 **Record: 10-4 (0-1)**

NO.	Name		Min	FG M-A	3P M-A	FT M-A	Rebounds OR	DR	TOT	Fouls PF	FD	TP	AS	TO	ST	Blocks BS	BA	+/-
25	Thomas Ndong	F	20:34	1-3	0-0	2-2	1	7	8	2	2	4	0	3	1	0	0	-12
1	Dominique Daniels Jr.	G	35:46	5-13	1-4	6-6	2	1	3	3	6	17	1	6	0	1	2	-6
3	Jayden Jackson	G	26:52	3-8	1-5	0-0	0	0	0	3	0	7	3	0	0	0	1	-16
12	Devon Malcolm	G	11:34	0-1	0-1	3-4	0	6	6	0	2	3	0	1	0	0	0	-10
33	Martel Williams	G	35:01	4-5	1-2	3-3	0	3	3	4	3	12	3	3	0	0	1	-1
11	Jordan Muller		20:07	0-0	0-0	3-4	0	1	1	4	2	3	4	3	0	0	0	2
8	Jonathan Griman		26:09	6-10	0-0	0-1	1	6	7	2	2	12	1	0	0	0	2	6
42	Bradey Henige		20:54	4-5	0-0	0-0	0	5	5	3	0	8	0	2	2	1	0	2
5	Miles Daniels		03:03	0-0	0-0	0-0	0	0	0	0	1	0	0	0	0	0	0	0
Team							3	0	3	0		0		5				
Totals				23-45	3-12	17-20	7	29	36	21	18	66	12	23	3	2	6	-7

Major Fouls: NONE

Shooting By Period		
1st FG%	13-20	65.0%
3PT%	3-6	50.0%
FT%	10-11	90.9%
2nd FG%	10-25	40.0%
3PT%	0-6	0.0%
FT%	7-9	77.8%
GM FG%	23-45	51.1%
3PT%	3-12	25.0%
FT%	17-20	85.0%

Dead Ball Rebounds: 0, 0

Utah Valley - 73 **Record: 11-3 (1-0)**

NO.	Name		Min	FG M-A	3P M-A	FT M-A	Rebounds OR	DR	TOT	Fouls PF	FD	TP	AS	TO	ST	Blocks BS	BA	+/-
1	Isaac Davis	F	14:14	1-2	0-0	1-1	0	1	1	4	3	3	0	2	2	0	0	5
2	Jackson Holcombe	G	30:18	10-17	1-3	4-9	0	3	3	3	6	25	5	1	4	1	1	23
7	Noah Taitz	G	26:02	2-5	0-2	1-2	0	0	0	1	2	5	1	1	1	0	1	4
10	Trevan Leonhardt	G	33:32	6-7	0-1	2-4	0	3	3	1	2	14	8	2	2	3	0	2
15	Tyler Hendricks	G	25:55	2-5	1-2	1-2	1	3	4	4	4	6	2	1	1	0	0	11
8	Hayden Welling		16:15	3-9	0-3	0-0	0	4	4	1	0	6	2	0	2	0	0	-11
23	Isaac Hawkins		19:13	4-6	1-1	0-0	0	1	1	1	2	9	0	0	1	2	0	-3
4	Sherman Weatherspoon IV		11:25	0-0	0-0	0-0	0	0	0	0	0	0	1	0	0	0	0	-5
9	Braden Housley		23:06	2-5	1-2	0-2	1	3	4	3	2	5	3	0	1	0	0	9
Team							1	0	1	0		0		1				
Totals				30-56	4-14	9-20	3	18	21	18	21	73	22	8	14	6	2	7

Major Fouls: Holcombe (TF) 2nd 16:02

Shooting By Period		
1st FG%	14-29	48.3%
3PT%	2-9	22.2%
FT%	3-7	42.9%
2nd FG%	16-27	59.3%
3PT%	2-5	40.0%
FT%	6-13	46.2%
GM FG%	30-56	53.6%
3PT%	4-14	28.6%
FT%	9-20	45.0%

Dead Ball Rebounds: 5, 0

	CBU	UVU
Biggest lead	6 (1st 0:07)	8 (2nd 0:39)
Best Scoring Run	8 (1st 7:17)	8 (1st 9:57)
Lead Changes	19	
Times Tied	10	
Time with Lead	17:56	14:58

Points from	CBU	UVU
Turnovers	4	27
Paint	34	50
Second Chance	0	2
Fast Breaks	5	16
Bench	23	20

Period by Period Scoring			
	1st	2nd	TOT
CBU	39	27	66
UVU	33	40	73

GAME15 at Tarleton State | Jan. 1, 2026
Stephenville, Texas | EECU Center

Official Basketball Box Score - Final
Utah Valley at Tarleton St.
01/01/26 EECU Center, Stephenville
2025-26 Men's Basketball

Game Time: 7:00 PM
Game Duration: 2:18
Attendance: 987

Officials: Darron George, Larry Hamilton, Kirk Smith

Utah Valley - 91 **Record: 12-3 (2-0)**

NO.	Name		Min	FG M-A	3P M-A	FT M-A	Rebounds OR	DR	TOT	Fouls PF	FD	TP	AS	TO	ST	Blocks BS	BA	+/-
1	Isaac Davis	F	10:02	3-5	0-1	0-0	2	1	3	2	1	6	0	2	0	1	0	-10
2	Jackson Holcombe	G	34:41	6-8	0-1	10-11	2	3	5	2	8	22	4	5	2	2	0	1
7	Noah Taitz	G	24:27	0-3	0-0	0-0	0	2	2	2	0	0	1	2	0	0	1	-5
10	Trevan Leonhardt	G	35:52	2-6	0-2	11-14	0	6	6	1	7	15	5	2	0	0	0	6
15	Tyler Hendricks	G	18:35	4-8	3-6	0-0	0	1	1	5	0	11	0	0	0	0	0	3
9	Braden Housley		25:03	2-4	0-2	3-4	0	4	4	4	2	7	2	1	2	1	0	8
8	Hayden Welling		24:57	6-9	2-2	1-3	1	6	7	4	4	15	1	2	0	0	1	13
23	Isaac Hawkins		13:09	5-6	0-0	2-4	4	5	9	2	2	12	1	1	0	0	0	14
4	Sherman Weatherspoon IV		13:15	1-4	1-4	0-0	0	1	1	1	1	3	0	0	0	0	0	0
Team							2	0	2	1		0		2				
Totals				29-53	6-18	27-36	11	29	40	24	25	91	14	17	4	4	2	6

Major Fouls: Coach (TF) 2nd 17:53

Shooting By Period		
1st FG%	15-26	57.7%
3PT%	4-10	40.0%
FT%	9-10	90%
2nd FG%	14-27	51.9%
3PT%	2-8	25.0%
FT%	18-26	69.2%
GM FG%	29-53	54.7%
3PT%	6-18	33.3%
FT%	27-36	75.0%

Dead Ball Rebounds: 4, 0

Tarleton St. - 85 **Record: 10-5 (1-1)**

NO.	Name		Min	FG M-A	3P M-A	FT M-A	Rebounds OR	DR	TOT	Fouls PF	FD	TP	AS	TO	ST	Blocks BS	BA	+/-
23	Chris Mpaka	F	03:19	0-2	0-0	0-0	0	1	1	0	0	0	0	0	0	0	1	4
0	Jordan Mizell	G	19:34	1-2	0-0	0-0	1	1	2	4	1	2	1	0	2	0	0	-5
2	Freddy Hicks	G	39:48	4-9	1-1	5-6	3	7	10	4	4	14	2	2	0	1	1	-5
4	Leroy Kelly IV	G	29:04	1-6	0-3	2-2	0	3	3	4	2	4	2	0	4	0	0	-11
6	Kaia Isaac	G	27:45	0-5	0-4	0-0	0	1	1	5	0	0	1	0	1	0	0	0
55	Cam McDowell		32:23	7-15	0-3	12-12	2	0	2	2	6	26	3	3	1	1	0	-8
7	Dior Johnson		32:21	12-21	3-5	9-12	1	1	2	3	10	36	0	1	1	0	2	-5
3	DJ Dormu		01:16	0-0	0-0	0-0	0	0	0	0	0	0	0	0	0	0	0	-1
13	Kade Douglas		14:31	1-2	1-2	0-0	0	3	3	3	0	3	1	3	2	0	0	1
Team							3	1	4	1		0		0				
Totals				26-62	5-18	28-32	10	18	28	26	23	85	10	9	11	2	4	-6

Major Fouls: Coach (TF) 1st 13:49

Shooting By Period		
1st FG%	12-29	41.4%
3PT%	2-9	22.2%
FT%	14-16	87.5%
2nd FG%	14-33	42.4%
3PT%	3-9	33.3%
FT%	14-16	87.5%
GM FG%	26-62	41.9%
3PT%	5-18	27.8%
FT%	28-32	87.5%

Dead Ball Rebounds: 1, 0

	UVU	TAR
Biggest lead	8 (1st 3:51)	6 (2nd 15:50)
Best Scoring Run	12 (2nd 8:48)	7 (2nd 17:53)
Lead Changes	5	
Times Tied	6	
Time with Lead	26:21	10:16

Points from	UVU	TAR
Turnovers	9	26
Paint	44	34
Second Chance	11	13
Fast Breaks	11	18
Bench	37	65

Period by Period Scoring			
	1st	2nd	TOT
UVU	43	48	91
TAR	40	45	85

GAME16 at Abilene Christian | Jan. 3, 2026
Abilene, Texas | Moody Coliseum

Official Basketball Box Score - Final
Utah Valley at Abilene Christian
01/03/26 Moody Coliseum, Abilene
2025-26 Men's Basketball

Game Time: 3:00 PM
Game Duration: 1:44
Attendance: 958

Officials: Nomi Kidwai, Randal Anders, Wesley Ford

Utah Valley - 68 **Record: 12-4 (2-1)**

NO.	Name		Min	FG M-A	3P M-A	FT M-A	Rebounds OR	DR	TOT	Fouls PF	FD	TP	AS	TO	ST	Blocks BS	BA	+/-
1	Isaac Davis	F	07:34	2-3	0-0	3-3	1	1	2	4	4	7	0	3	0	0	0	-1
2	Jackson Holcombe	G	33:19	4-8	0-1	4-5	0	3	3	4	3	12	6	3	2	1	0	-5
7	Noah Taitz	G	25:35	3-4	3-4	0-0	0	2	2	2	1	9	1	3	1	1	0	-11
10	Trevan Leonhardt	G	28:39	3-7	1-4	0-0	1	3	4	2	1	7	2	3	0	1	0	-15
15	Tyler Hendricks	G	29:14	6-10	3-6	0-0	1	4	5	1	1	15	3	2	2	1	0	-9
8	Hayden Welling		24:06	3-7	0-2	2-4	2	4	6	1	4	8	1	3	0	0	0	-14
9	Braden Housley		24:36	0-1	0-1	3-4	0	2	2	2	3	3	4	4	0	0	0	-10
23	Isaac Hawkins		11:50	1-3	0-0	0-0	2	1	3	0	0	2	1	0	1	1	1	-16
4	Sherman Weatherspoon IV		08:03	1-2	1-1	0-0	0	0	0	0	0	3	0	0	0	0	1	-2
11	Tyler Weaver		02:56	0-1	0-0	0-0	0	0	0	0	0	0	0	0	0	0	0	1
5	AJ Riggs		01:23	0-0	0-0	0-0	0	0	0	0	0	0	0	0	0	0	0	-1
12	Tyler Medaris		01:23	0-0	0-0	0-0	0	0	0	0	0	0	0	0	0	0	0	-1
99	Joul Karram		01:23	1-1	0-0	0-0	0	0	0	0	0	2	0	0	0	0	0	-1
Team							1	1	2	0		0		1				
Totals				24-47	8-19	12-16	8	21	29	16	17	68	18	22	6	5	2	-17

Major Fouls: NONE

Shooting By Period		
1st FG%	13-26	50.0%
3PT%	5-11	45.5%
FT%	5-6	83.3%
2nd FG%	11-21	52.4%
3PT%	3-8	37.5%
FT%	7-10	70%
GM FG%	24-47	51.1%
3PT%	8-19	42.1%
FT%	12-16	75.0%

Dead Ball Rebounds: 1, 0

Abilene Christian - 85 **Record: 9-6 (1-1)**

NO.	Name		Min	FG M-A	3P M-A	FT M-A	Rebounds OR	DR	TOT	Fouls PF	FD	TP	AS	TO	ST	Blocks BS	BA	+/-
12	Cade Hornecker	F	16:04	3-5	0-0	0-0	0	4	4	3	0	6	2	0	1	1	0	7
15	Bradyn Hubbard	F	31:15	8-18	1-5	5-5	3	7	10	0	5	22	6	3	3	0	2	12
4	Rich Smith	G	30:56	6-13	0-1	1-1	2	0	2	4	3	13	7	2	3	0	1	16
5	Cbo Newton	G	34:08	5-7	1-2	0-0	1	0	1	2	0	11	0	2	2	1	0	20
23	Joseph Venzant	G	31:46	5-7	1-1	4-4	1	1	2	2	2	15	0	1	1	0	0	7
10	Joseph Scott		08:52	2-2	0-0	0-1	0	2	2	4	3	4	1	0	1	0	0	2
2	Yaniel Rivera		16:09	0-1	0-1	0-0	0	1	1	0	0	0	2	1	1	0	0	1
3	Tylan Lewis		01:03	0-0	0-0	0-0	0	0	0	0	0	0	0	0	0	0	0	0
0	Zy Wright		18:33	3-8	2-3	0-0	0	1	1	0	0	8	0	0	1	0	2	14
11	Ma'Shy Hill		08:55	2-2	0-0	0-0	0	2	2	2	2	4	1	1	0	0	0	2
7	Christian Alston		02:18	0-0	0-0	2-2	0	0	0	0	1	2	1	0	0	0	0	4
Team							2	0	2	0		0		0				
Totals				34-63	5-13	12-13	9	18	27	17	16	85	20	10	13	2	5	17

Major Fouls: NONE

Shooting By Period		
1st FG%	15-30	50.0%
3PT%	2-8	25.0%
FT%	9-9	100%
2nd FG%	19-33	57.6%
3PT%	3-5	60.0%
FT%	3-4	75%
GM FG%	34-63	54.0%
3PT%	5-13	38.5%
FT%	12-13	92.3%

Dead Ball Rebounds: 0, 0

	UVU	ACU
Biggest lead	8 (1st 13:49)	19 (2nd 2:56)
Best Scoring Run	7 (1st 15:04)	9 (2nd 8:51)
Lead Changes	8	
Times Tied	5	
Time with Lead	08:16	29:25

Points from	UVU	ACU
Turnovers	15	21
Paint	32	46
Second Chance	10	8
Fast Breaks	14	18
Bench	18	18

Period by Period Scoring			
	1st	2nd	TOT
UVU	36	32	68
ACU	41	44	85

GAME17 vs. Southern Utah | Jan. 8, 2026
Orem, Utah | UCCU Center

Official Basketball Box Score - Final
Southern Utah at Utah Valley
01/08/26 UCCU Center, Orem, Utah
2025-26 Men's Basketball

Game Time: 6:00 PM
Game Duration: 1:52
Attendance: 1,872

Officials: Ryan Holmes, DG Nelson, Trent Lovewell

Southern Utah - 72 Record: 4-12 (0-3)

NO.	Name		Min	FG M-A	3P M-A	FT M-A	Rebounds OR	DR	TOT	Fouls PF	FD	TP	AS	TO	ST	Blocks BS	BA	+/-
35	Jaiden Feroah	F	25:14	6-11	2-4	0-1	2	4	6	4	2	14	5	1	1	1	1	-12
0	Isaiah Cottrell	C	18:52	1-4	0-1	0-0	1	2	3	1	1	2	1	2	3	0	0	-15
1	Elijah Duval	G	20:23	3-7	2-3	2-5	0	3	3	4	6	10	2	4	1	0	1	-12
3	Tanner Hayhurst	G	31:26	3-8	2-5	0-0	0	1	1	1	0	8	0	0	1	0	1	-15
20	Dylan Jones	G	31:03	4-10	2-5	3-4	3	3	6	3	2	13	1	1	1	0	1	-15
4	Lorenzo Abellar		18:28	1-5	0-0	0-0	0	1	1	0	0	2	2	2	1	0	1	-7
24	Cale Barclay		18:13	2-6	0-1	2-2	2	2	4	1	1	6	2	1	0	0	0	-7
9	Jalen Lee		23:21	5-7	3-4	2-3	0	1	1	1	4	15	2	1	0	0	0	-5
25	Kai Burdick		10:42	0-2	0-0	2-4	0	2	2	1	2	2	2	1	0	0	0	-1
7	Zeplin Kidd		01:09	0-0	0-0	0-0	0	0	0	0	0	0	1	0	0	0	0	2
13	Brayden Johnson		01:09	0-0	0-0	0-0	0	0	0	0	0	0	0	0	0	0	0	2
Team							2	0	2	0		0		1				
Totals				25-60	11-23	11-19	10	19	29	16	18	72	18	14	8	1	5	-17

Major Fouls: NONE

Shooting By Period		
1st FG%	14-30	46.7%
3PT%	7-15	46.7%
FT%	4-5	80%
2nd FG%	11-30	36.7%
3PT%	4-8	50.0%
FT%	7-14	50%
GM FG%	25-60	41.7%
3PT%	11-23	47.8%
FT%	11-19	57.9%

Dead Ball Rebounds: 4, 0

Utah Valley - 89 Record: 13-4 (3-1)

NO.	Name		Min	FG M-A	3P M-A	FT M-A	Rebounds OR	DR	TOT	Fouls PF	FD	TP	AS	TO	ST	Blocks BS	BA	+/-
1	Isaac Davis	F	16:36	3-7	1-1	0-0	3	1	4	1	2	7	3	2	1	1	1	10
2	Jackson Holcombe	G	30:02	9-14	0-1	5-9	5	4	9	2	6	23	5	3	1	0	0	20
7	Noah Taitz	G	24:47	3-6	2-3	3-4	0	6	6	2	2	11	2	0	1	0	0	16
10	Trevan Leonhardt	G	31:07	4-8	1-1	0-0	0	4	4	1	1	9	5	2	2	1	0	15
15	Tyler Hendricks	G	31:17	5-10	2-6	2-3	0	5	5	0	3	14	2	1	1	0	0	19
9	Braden Housley		19:35	2-4	0-1	0-0	3	2	5	3	0	4	6	3	0	0	0	3
8	Hayden Welling		16:14	3-9	0-2	0-0	2	0	2	3	0	6	1	1	0	1	0	-1
11	Tyler Weaver		10:35	0-1	0-1	0-0	1	4	5	2	2	0	0	0	0	0	0	-2
23	Isaac Hawkins		14:29	5-5	0-0	0-0	2	1	3	3	0	10	0	2	1	2	0	6
5	AJ Riggs		02:39	2-2	1-1	0-0	0	0	0	0	0	5	0	0	0	0	0	0
12	Tyler Medaris		02:39	0-0	0-0	0-0	0	2	2	1	0	0	1	1	0	0	0	-1
Team							0	0	0	0		0		0				
Totals				36-66	7-17	10-16	16	29	45	18	16	89	25	15	7	5	1	17

Major Fouls: NONE

Shooting By Period		
1st FG%	19-36	52.8%
3PT%	2-7	28.6%
FT%	6-9	66.7%
2nd FG%	17-30	56.7%
3PT%	5-10	50.0%
FT%	4-7	57.1%
GM FG%	36-66	54.5%
3PT%	7-17	41.2%
FT%	10-16	62.5%

Dead Ball Rebounds: 1, 0

	SUU	UVU
Biggest lead	0 (1st 20:00)	21 (2nd 4:54)
Best Scoring Run	7 (2nd 3:11)	6 (1st 16:36)
Lead Changes	0	
Times Tied	0	
Time with Lead	00:00	39:14

Points from	SUU	UVU
Turnovers	16	12
Paint	26	56
Second Chance	12	15
Fast Breaks	7	15
Bench	25	25

Period by Period Scoring	1st	2nd	TOT
SUU	39	33	72
UVU	46	43	89

GAME18 vs. Utah Tech | Jan. 10, 2026
Orem, Utah | UCCU Center

Official Basketball Box Score - Final
Utah Tech at Utah Valley
01/10/26 UCCU Center, Orem, Utah
2025-26 Men's Basketball

Game Time: 2:00 PM
Game Duration: 2:00
Attendance: 2,551

Officials: Layne Barney, Doug Sturdivan, Ben Wolfe

Utah Tech - 76 Record: 9-9 (2-2)

NO.	Name		Min	FG M-A	3P M-A	FT M-A	Rebounds OR	DR	TOT	Fouls PF	FD	TP	AS	TO	ST	Blocks BS	BA	+/-
35	Ethan Potter	F	24:02	5-7	0-1	2-3	0	7	7	4	3	12	3	2	1	0	0	-6
2	Chance Trujillo	G	34:20	2-10	0-5	8-8	1	1	2	2	6	12	5	4	1	1	1	-10
4	Jusaun Holt	G	33:05	5-13	3-4	2-2	1	2	3	1	1	15	3	3	0	1	1	-12
11	Tanner Davis	G	29:25	2-7	0-1	4-4	2	2	4	4	4	8	3	1	1	1	1	-9
66	Noah Bolanga	G	34:22	4-9	2-5	1-2	2	5	7	1	3	11	1	5	2	1	0	-15
13	Britton Berrett		26:06	2-3	0-1	1-1	0	1	1	2	2	5	4	1	2	0	0	-11
52	Dario Domingos		08:46	5-5	1-1	0-0	2	2	4	2	0	11	0	1	0	0	0	0
23	Samuel Ariyibi		08:15	1-1	0-0	0-0	0	0	0	2	0	2	2	1	0	3	0	-13
5	Dallin Grant		01:03	0-0	0-0	0-0	0	0	0	0	0	0	0	0	0	0	0	-3
14	Preston Vandermyde		00:36	0-0	0-0	0-0	0	0	0	0	0	0	0	0	0	0	0	-1
Team							1	2	3	0		0		2				
Totals				26-55	6-18	18-20	9	22	31	18	19	76	20	19	10	4	3	-16

Major Fouls: Coach (TF) 2nd 16:54 Trujillo (TF) 2nd 15:39

Shooting By Period		
1st FG%	11-26	42.3%
3PT%	4-11	36.4%
FT%	4-4	100%
2nd FG%	15-29	51.7%
3PT%	2-7	28.6%
FT%	14-16	87.5%
GM FG%	26-55	47.3%
3PT%	6-18	33.3%
FT%	18-20	90.0%

Dead Ball Rebounds: 0, 0

Utah Valley - 92 Record: 14-4 (4-1)

NO.	Name		Min	FG M-A	3P M-A	FT M-A	Rebounds OR	DR	TOT	Fouls PF	FD	TP	AS	TO	ST	Blocks BS	BA	+/-
1	Isaac Davis	F	23:22	7-9	0-0	9-9	4	2	6	4	7	23	0	1	1	0	1	26
2	Jackson Holcombe	G	18:30	3-5	0-0	0-0	1	4	5	4	1	6	2	5	3	0	0	23
7	Noah Taitz	G	22:47	1-8	0-5	3-3	0	3	3	0	1	5	0	0	2	0	0	16
10	Trevan Leonhardt	G	34:45	9-12	2-4	6-6	0	3	3	2	2	26	7	1	3	3	0	20
15	Tyler Hendricks	G	24:01	4-8	3-5	0-0	1	1	2	5	0	11	1	3	1	0	0	7
8	Hayden Welling		23:04	4-8	0-1	4-6	0	3	3	1	3	12	0	1	1	0	0	-5
9	Braden Housley		31:53	1-5	0-2	1-1	0	3	3	1	1	3	7	1	3	0	2	15
23	Isaac Hawkins		15:04	1-4	0-0	1-2	2	3	5	2	2	3	1	1	1	0	1	-12
11	Tyler Weaver		04:42	1-3	1-2	0-0	1	0	1	0	0	3	0	0	0	0	0	-6
4	Sherman Weatherspoon IV		01:52	0-0	0-0	0-0	0	0	0	0	0	0	0	1	0	0	0	-4
Team							1	0	1	0		0		0				
Totals				31-62	6-19	24-27	10	22	32	19	17	92	18	14	15	3	4	16

Major Fouls: Leonhardt (TF) 2nd 14:23

Shooting By Period		
1st FG%	10-30	33.3%
3PT%	3-12	25.0%
FT%	8-10	80%
2nd FG%	21-32	65.6%
3PT%	3-7	42.9%
FT%	16-17	94.1%
GM FG%	31-62	50.0%
3PT%	6-19	31.6%
FT%	24-27	88.9%

Dead Ball Rebounds: 2, 0

	UTU	UVU
Biggest lead	5 (1st 1:42)	18 (2nd 5:51)
Best Scoring Run	12 (1st 1:42)	10 (1st 13:09)
Lead Changes	7	
Times Tied	6	
Time with Lead	03:25	30:39

Points from	UTU	UVU
Turnovers	17	23
Paint	36	46
Second Chance	11	15
Fast Breaks	7	17
Bench	18	21

Period by Period Scoring	1st	2nd	TOT
UTU	30	46	76
UVU	31	61	92

GAME19 UT Arlington | Jan. 17, 2026
Orem, Utah | UCCU Center

Official Basketball Box Score - Final
UT Arlington at Utah Valley
01/17/26 UCCU Center, Orem, Utah
2025-26 Men's Basketball

Game Time: 2:00 PM
Game Duration: 1:58
Attendance: 2,517

Officials: Jimmy Casas, Justin Albrecht, Grant Jeffres

UT Arlington - 74 Record: 12-6 (4-2)

NO.	Name		Min	FG M-A	3P M-A	FT M-A	Rebounds OR	DR	TOT	Fouls PF	FD	TP	AS	TO	ST	Blocks BS	BA	+/-
2	Raysean Seamster	F	24:08	2-8	0-2	2-2	1	3	4	2	3	6	1	4	3	1	1	-18
5	Miles Goodman	F	17:57	1-3	0-0	1-2	2	3	5	3	1	3	1	3	0	1	0	-13
1	Casmir Chavis	G	33:31	7-13	1-4	5-6	1	2	3	0	3	20	3	4	0	0	0	-21
4	Marcus Rigsby Jr.	G	16:21	2-4	2-3	2-2	0	1	1	4	2	8	0	1	0	0	0	-16
42	Marcell McCreary	G	33:09	5-9	2-4	3-4	2	3	5	3	2	15	0	0	2	0	0	-7
8	Bahsil Laster		14:20	1-4	0-3	3-3	1	0	1	2	2	5	0	1	0	0	0	-5
34	Cameron Jackson		10:35	0-1	0-0	0-0	2	0	2	0	1	0	0	0	0	0	0	-7
3	Tyran Mason		17:50	2-7	1-1	3-5	2	3	5	2	3	8	1	0	1	0	3	4
33	Amari Reed		11:28	2-2	0-0	0-0	0	0	0	1	0	4	0	1	1	0	0	8
0	Jordan Lowery		06:29	0-1	0-1	1-2	1	0	1	1	1	1	0	0	0	0	0	9
11	Jayden Smoot		14:12	2-4	0-2	0-0	0	3	3	1	1	4	1	0	1	0	0	6
Team							2	0	2	0		0		1				
Totals				24-56	6-20	20-26	14	18	32	19	19	74	8	15	8	2	4	-12

Major Fouls: Rigsby Jr. (F1) 1st 17:36

Shooting By Period		
1st FG%	8-25	32.0%
3PT%	3-8	37.5%
FT%	9-13	69.2%
2nd FG%	16-31	51.6%
3PT%	3-12	25.0%
FT%	11-13	84.6%
GM FG%	24-56	42.9%
3PT%	6-20	30.0%
FT%	20-26	76.9%

Dead Ball Rebounds: 5, 0

Utah Valley - 86 Record: 15-4 (5-1)

NO.	Name		Min	FG M-A	3P M-A	FT M-A	Rebounds OR	DR	TOT	Fouls PF	FD	TP	AS	TO	ST	Blocks BS	BA	+/-
1	Isaac Davis	F	17:11	5-7	0-0	4-8	5	0	5	3	8	14	0	2	0	0	0	11
2	Jackson Holcombe	G	36:33	6-15	0-2	4-6	2	6	8	3	4	16	5	2	1	2	1	11
9	Braden Housley	G	27:56	2-3	1-2	1-4	2	0	2	1	2	6	2	2	0	0	0	5
10	Trevan Leonhardt	G	37:10	6-10	0-2	2-2	2	7	9	1	1	14	6	2	3	0	0	13
15	Tyler Hendricks	G	35:05	5-9	2-3	0-0	3	1	4	3	0	12	2	1	2	0	1	14
8	Hayden Welling		19:18	4-10	1-4	5-6	0	2	2	2	3	14	1	0	0	0	0	7
7	Noah Taitz		16:59	2-3	1-1	1-2	0	2	2	2	1	6	2	1	1	0	0	4
23	Isaac Hawkins		06:58	2-2	0-0	0-0	0	0	0	3	0	4	0	0	0	2	0	-5
4	Sherman Weatherspoon IV		02:50	0-1	0-1	0-0	0	0	0	1	0	0	0	0	0	0	0	0
Team							1	1	2	0		0		1				
Totals				32-60	5-15	17-28	15	19	34	19	19	86	18	11	7	4	2	12

Major Fouls: NONE

Shooting By Period		
1st FG%	17-29	58.6%
3PT%	2-5	40.0%
FT%	10-15	66.7%
2nd FG%	15-31	48.4%
3PT%	3-10	30.0%
FT%	7-13	53.8%
GM FG%	32-60	53.3%
3PT%	5-15	33.3%
FT%	17-28	60.7%

Dead Ball Rebounds: 6, 0

	UTA	UVU
Biggest lead	0 (1st 20:00)	21 (2nd 3:27)
Best Scoring Run	8 (2nd 1:44)	12 (1st 16:54)
Lead Changes	0	
Times Tied	0	
Time with Lead	00:00	39:25

Points from	UTA	UVU
Turnovers	10	22
Paint	32	54
Second Chance	19	24
Fast Breaks	5	20
Bench	22	24

Period by Period Scoring	1st	2nd	TOT
UTA	28	46	74
UVU	46	40	86

GAME20 at Southern Utah | Jan. 21, 2026
Cedar City, Utah | America First Event Center

Official Basketball Box Score - Final
Utah Valley at Southern Utah
01/21/26 America First Event Center, Cedar City
2025-26 Men's Basketball

Game Time: 6:30 PM
Game Duration: 1:54
Attendance: 1,151

Officials: Darron George, Chris Hudson, Ryan Holmes

Utah Valley - 70 Record: 15-5 (5-2)

NO.	Name		Min	FG M-A	3P M-A	FT M-A	Rebounds OR	DR	TOT	Fouls PF	FD	TP	AS	TO	ST	Blocks BS	BA	+/-
1	Isaac Davis	F	15:48	0-2	0-0	3-4	4	0	4	4	3	3	1	1	0	0	0	3
2	Jackson Holcombe	G	34:16	11-19	1-1	3-7	7	6	13	4	6	26	4	1	3	2	2	-2
9	Braden Housley	G	22:33	1-6	1-2	2-4	1	1	2	3	2	5	2	2	2	0	0	-9
10	Trevan Leonhardt	G	33:31	6-13	2-6	0-1	1	4	5	2	2	14	4	1	0	0	0	-13
15	Tyler Hendricks	G	27:42	1-9	1-6	2-2	0	4	4	3	1	5	1	3	2	0	0	-5
7	Noah Taitz		24:33	1-6	1-5	0-0	1	0	1	1	3	2	0	0	0	0	0	-9
8	Hayden Welling		12:19	1-5	0-2	0-0	1	0	1	0	0	2	1	1	1	0	0	-16
23	Isaac Hawkins		16:44	4-5	0-1	2-3	1	1	2	2	2	10	0	0	0	2	0	-12
4	Sherman Weatherspoon IV		08:15	1-3	0-2	0-0	0	0	0	0	0	2	0	0	0	0	1	-6
11	Tyler Weaver		03:27	0-2	0-1	0-0	0	0	0	1	0	0	0	0	0	0	0	0
5	AJ Riggs		00:53	0-0	0-0	0-0	0	1	1	0	0	0	0	0	0	0	0	-1
Team							2	0	2	0		0		0				
Totals				26-70	6-26	12-21	18	17	35	20	17	70	15	9	8	4	3	-14

Major Fouls: NONE

Shooting By Period		
1st FG%	13-34	38.2%
3PT%	1-11	9.1%
FT%	7-13	53.8%
2nd FG%	13-36	36.1%
3PT%	5-15	33.3%
FT%	5-8	62.5%
GM FG%	26-70	37.1%
3PT%	6-26	23.1%
FT%	12-21	57.1%

Dead Ball Rebounds: 3, 0

Southern Utah - 84 Record: 7-13 (3-4)

NO.	Name		Min	FG M-A	3P M-A	FT M-A	Rebounds OR	DR	TOT	Fouls PF	FD	TP	AS	TO	ST	Blocks BS	BA	+/-
35	Jaiden Feroah	F	36:03	7-11	4-5	0-0	3	8	11	4	2	18	5	2	1	1	1	13
0	Isaiah Cottrell	C	29:26	5-11	0-2	5-5	2	10	12	2	7	15	0	1	1	2	1	17
1	Elijah Duval	G	23:49	3-5	0-1	8-10	1	4	5	0	5	14	6	6	1	0	1	17
3	Tanner Hayhurst	G	35:45	5-8	2-4	2-2	2	5	7	2	2	14	3	2	0	0	0	13
20	Dylan Jones	G	29:43	4-9	3-5	0-0	1	0	1	0	1	11	1	2	0	0	0	2
9	Jalen Lee		12:23	1-2	1-1	1-2	1	0	1	4	1	4	0	2	0	0	1	4
4	Lorenzo Abellar		18:20	2-4	2-2	0-0	0	1	1	3	0	6	1	2	0	0	0	6
24	Cale Barclay		08:21	0-4	0-3	0-0	0	0	0	1	0	0	1	0	0	0	0	-4
25	Kai Burdick		06:10	1-1	0-0	0-0	0	1	1	1	2	2	0	0	0	0	0	2
Team							1	2	3	0		0		0				
Totals				28-55	12-23	16-19	11	31	42	17	20	84	17	17	3	3	4	14

Major Fouls: NONE

Shooting By Period		
1st FG%	14-29	48.3%
3PT%	5-12	41.7%
FT%	2-2	100%
2nd FG%	14-26	53.8%
3PT%	7-11	63.6%
FT%	14-17	82.4%
GM FG%	28-55	50.9%
3PT%	12-23	52.2%
FT%	16-19	84.2%

Dead Ball Rebounds: 2, 1

	UVU	SUU
Biggest lead	3 (1st 18:16)	14 (2nd 3:27)
Best Scoring Run	9 (2nd 2:09)	9 (2nd 0:53)
Lead Changes	13	
Times Tied	3	
Time with Lead	05:48	32:30

Points from	UVU	SUU
Turnovers	18	17
Paint	40	30
Second Chance	17	12
Fast Breaks	6	6
Bench	17	12

Period by Period Scoring	1st	2nd	TOT
UVU	34	36	70
SUU	35	49	84

GAME21 at California Baptist | Jan. 24, 2026
Riverside, California | Fowler Event Center

Official Basketball Box Score - Final
Utah Valley at California Baptist
01/24/26 CBU Events Center, Riverside, CA
2025-26 Men's Basketball

Game Time: 5:00 PM
Game Duration: 2:27
Attendance: 3,907

Officials: Frank Harvey III, Michael Mojica, Matt Rafferty

Utah Valley - 71 Record: 15-6 (5-3)

NO.	Name		Min	FG M-A	3P M-A	FT M-A	Rebounds OR	DR	TOT	Fouls PF	FD	TP	AS	TO	ST	Blocks BS	BA	+/-
1	Isaac Davis	F	23:23	7-11	0-1	4-5	2	3	5	5	4	18	0	3	1	0	1	5
2	Jackson Holcombe	G	39:19	7-21	0-3	8-11	4	6	10	3	8	22	1	6	1	0	4	-6
9	Braden Housley	G	33:27	2-4	1-2	0-1	0	6	6	4	1	5	2	1	1	0	0	-14
10	Trevan Leonhardt	G	36:47	3-8	1-4	1-1	0	2	2	3	2	8	4	1	1	0	0	-12
15	Tyler Hendricks	G	39:37	1-8	0-6	5-5	2	3	5	1	2	7	1	1	1	0	1	-5
8	Hayden Welling		23:31	3-9	0-4	2-4	2	2	4	4	2	8	1	1	2	1	1	-12
7	Noah Taitz		19:35	0-0	0-0	3-5	0	0	0	1	2	3	0	0	0	0	0	13
23	Isaac Hawkins		03:47	0-0	0-0	0-0	0	0	0	4	0	0	1	1	0	0	0	-1
4	Sherman Weatherspoon IV		05:33	0-0	0-0	0-0	0	0	0	0	0	0	0	0	0	0	0	-3
Team							3	0	3	0		0		0				
Totals				23-61	2-20	23-32	13	22	35	25	21	71	10	14	7	1	7	-7

Major Fouls: Holcombe (F1) 2nd 13:40

Shooting By Period		
1st FG%	11-28	39.3%
3PT%	1-7	14.3%
FT%	5-8	62.5%
2nd FG%	11-25	44.0%
3PT%	1-8	12.5%
FT%	14-18	77.8%
OT FG%	1-8	12.5%
3PT%	0-5	0.0%
FT%	4-6	66.7%
GM FG%	23-61	37.7%
3PT%	2-20	10.0%
FT%	23-32	71.9%

Dead Ball Rebounds: 4, 0

California Baptist - 78 Record: 15-6 (5-3)

NO.	Name		Min	FG M-A	3P M-A	FT M-A	Rebounds OR	DR	TOT	Fouls PF	FD	TP	AS	TO	ST	Blocks BS	BA	+/-
8	Jonathan Griman	F	20:30	2-6	0-0	0-0	2	0	2	5	2	4	0	3	0	3	0	-2
25	Thomas Ndong	F	28:29	1-2	0-0	0-0	2	8	10	3	1	2	0	2	1	1	0	12
1	Dominique Daniels Jr.	G	43:54	13-21	3-7	18-21	0	6	6	3	16	47	1	4	3	0	0	7
3	Jayden Jackson	G	24:03	1-6	1-3	0-0	0	2	2	2	0	3	0	1	0	0	0	-3
33	Martel Williams	G	40:44	2-8	1-2	0-0	1	4	5	0	0	5	1	3	0	0	1	9
6	Rene D'Amelio		18:57	2-4	0-1	0-2	1	5	6	4	1	4	0	1	0	3	0	11
11	Jordan Muller		26:49	1-1	1-1	4-5	0	1	1	2	2	7	1	2	2	0	0	11
42	Bradey Henige		13:54	2-2	0-0	0-2	1	1	2	1	1	4	0	0	0	0	0	-5
5	Miles Daniels		05:02	0-1	0-0	0-0	0	1	1	1	0	0	1	0	0	0	0	-5
35	Nate Garcia		02:37	1-1	0-0	0-1	0	0	0	0	2	2	0	0	0	0	0	0
Team							2	2	4	0		0		1				
Totals				25-52	6-14	22-31	9	30	39	21	25	78	4	17	6	7	1	7

Major Fouls: NONE

Shooting By Period		
1st FG%	9-21	42.9%
3PT%	2-5	40.0%
FT%	4-8	50%
2nd FG%	12-25	48.0%
3PT%	3-7	42.9%
FT%	14-19	73.7%
OT FG%	4-6	66.7%
3PT%	1-2	50.0%
FT%	4-4	100%
GM FG%	25-52	48.1%
3PT%	6-14	42.9%
FT%	22-31	71.0%

Dead Ball Rebounds: 5, 0

	UVU	CBU
Biggest lead	6 (2nd 16:55)	7 (1st OT 1:16)
Best Scoring Run	8 (1st 0:10)	7 (1st 4:32)
Lead Changes	11	
Times Tied	9	
Time with Lead	16:48	24:07

Points from	UVU	CBU
Turnovers	19	15
Paint	38	36
Second Chance	9	8
Fast Breaks	5	18
Bench	11	17

Period by Period Scoring	1st	2nd	OT1	TOT
UVU	28	37	6	71
CBU	24	41	13	78

GAME22 at Tarleton State | Jan. 29, 2026
Stephenville, Texas | EECU Center

Official Basketball Box Score - Final
Utah Valley at Tarleton St.
01/29/26 EECU Center, Stephenville
2025-26 Men's Basketball

Game Time: 7:00 PM
Game Duration: 1:52
Attendance: 2,267

Officials: Randy McCall, Marques Pettigrew, John Jenkins II

Utah Valley - 83 Record: 16-6 (6-3)

NO.	Name		Min	FG M-A	3P M-A	FT M-A	Rebounds OR	DR	TOT	Fouls PF	FD	TP	AS	TO	ST	Blocks BS	BA	+/-
1	Isaac Davis	F	19:44	7-7	1-1	2-2	2	0	2	4	5	17	1	0	1	0	0	17
2	Jackson Holcombe	G	27:45	1-5	0-0	0-0	3	5	8	4	2	2	3	1	1	0	0	18
7	Noah Taitz	G	17:38	2-5	2-4	3-4	0	1	1	1	2	9	1	4	1	0	0	4
10	Trevan Leonhardt	G	30:20	9-13	2-3	0-0	0	5	5	1	0	20	3	7	3	1	1	19
15	Tyler Hendricks	G	30:01	2-6	1-3	2-2	0	2	2	1	1	7	2	2	2	1	1	12
9	Braden Housley		24:02	2-3	1-2	0-0	0	5	5	4	0	5	4	1	3	0	0	26
23	Isaac Hawkins		17:11	3-6	0-0	4-4	3	4	7	1	2	10	1	1	0	4	1	10
8	Hayden Welling		15:12	2-4	0-0	2-2	0	2	2	2	1	6	1	1	0	1	0	21
4	Sherman Weatherspoon IV		09:28	1-3	0-2	0-0	0	1	1	2	0	2	0	2	1	1	0	12
11	Tyler Weaver		03:05	1-1	1-1	0-0	0	0	0	0	0	3	0	0	0	0	0	1
12	Tyler Medaris		03:05	0-1	0-0	2-2	0	2	2	2	1	2	1	0	0	0	0	1
5	AJ Riggs		02:29	0-0	0-0	0-0	0	0	0	0	0	0	1	0	0	0	0	-1
Team							2	1	3	0		0		1				
Totals				30-54	8-16	15-16	10	28	38	22	14	83	18	20	12	8	3	28

Major Fouls: Housley (TF) 1st 8:29

Shooting By Period		
1st FG%	13-25	52.0%
3PT%	1-4	25.0%
FT%	8-8	100%
2nd FG%	17-29	58.6%
3PT%	7-12	58.3%
FT%	7-8	87.5%
GM FG%	30-54	55.6%
3PT%	8-16	50.0%
FT%	15-16	93.8%

Dead Ball Rebounds: 2, 1

Tarleton St. - 55 Record: 11-10 (2-6)

NO.	Name		Min	FG M-A	3P M-A	FT M-A	Rebounds OR	DR	TOT	Fouls PF	FD	TP	AS	TO	ST	Blocks BS	BA	+/-
23	Chris Mpaka	F	17:13	2-4	0-0	2-2	2	3	5	4	4	6	0	2	1	2	0	-11
24	Ocypher Owens	F	27:33	1-9	0-2	5-5	2	4	6	1	2	7	1	1	3	1	1	-13
0	Jordan Mizell	G	28:51	0-4	0-0	0-0	2	1	3	1	0	0	2	3	3	0	1	-9
6	Kaia Isaac	G	29:10	4-10	2-5	3-3	1	1	2	1	2	13	1	4	0	0	1	-19
55	Cam McDowell	G	34:15	3-9	2-3	4-6	1	2	3	1	5	12	1	3	2	0	1	-31
3	DJ Dormu		22:22	2-10	0-2	0-1	0	0	0	2	1	4	2	2	2	0	3	-28
97	Andy Sigiscar		12:12	1-2	0-0	3-7	1	0	1	2	4	5	0	1	0	0	0	-17
10	Damion Porter Jr.		07:46	2-3	1-2	2-3	1	1	2	1	2	7	0	2	0	0	0	-4
25	Matyas Vrabel		08:06	0-0	0-0	1-2	0	1	1	1	1	1	0	0	0	0	0	-1
30	Cam Thomas		04:11	0-1	0-0	0-0	0	0	0	0	0	0	0	0	1	0	1	-3
13	Kade Douglas		06:50	0-0	0-0	0-0	0	0	0	1	0	0	0	1	0	0	0	-6
8	Joseph Martinez		01:31	0-1	0-0	0-0	0	0	0	0	0	0	0	0	1	0	0	2
Team							3	0	3	0		0		0				
Totals				15-53	5-14	20-29	13	13	26	15	21	55	7	19	13	3	8	-28

Major Fouls: McDowell (TF) 1st 8:29

Shooting By Period		
1st FG%	9-29	31.0%
3PT%	5-10	50.0%
FT%	9-10	90%
2nd FG%	6-24	25.0%
3PT%	0-4	0.0%
FT%	11-19	57.9%
GM FG%	15-53	28.3%
3PT%	5-14	35.7%
FT%	20-29	69.0%

Dead Ball Rebounds: 5, 0

	UVU	TAR
Biggest lead	30 (2nd 1:48)	11 (1st 5:25)
Best Scoring Run	14 (1st 0:32)	7 (1st 14:13)
Lead Changes	3	
Times Tied	6	
Time with Lead	20:31	15:22

Points from	UVU	TAR
Turnovers	16	26
Paint	38	16
Second Chance	15	12
Fast Breaks	18	4
Bench	28	17

Period by Period Scoring	1st	2nd	TOT
UVU	35	48	83
TAR	32	23	55

GAME23 Abilene Christian | Feb. 5, 2026
Orem, Utah | UCCU Center

Official Basketball Box Score - Final
Abilene Christian at Utah Valley
02/05/26 UCCU Center, Orem, Utah
2025-26 Men's Basketball

Game Time: 6:00 PM
Game Duration: 1:59
Attendance: 1,581

Officials: Brooks Wells, Bert Smith, Eric Dust

Abilene Christian - 55 Record: 10-12 (2-7)

NO.	Name		Min	FG M-A	3P M-A	FT M-A	Rebounds OR	DR	TOT	Fouls PF	FD	TP	AS	TO	ST	Blocks BS	BA	+/-
11	Ma'Shy Hill	F	04:40	0-0	0-0	0-0	0	0	0	0	0	0	0	0	0	0	0	-4
15	Bradyn Hubbard	F	24:23	4-10	2-4	3-4	0	0	0	5	3	13	1	4	4	0	2	-11
4	Rich Smith	G	33:39	1-4	0-0	0-3	3	3	6	2	4	2	7	2	1	4	1	2
5	Cbo Newton	G	21:59	3-7	2-4	0-0	1	0	1	2	0	8	0	1	0	0	1	-13
23	Joseph Venzant	G	20:59	0-3	0-1	2-2	1	2	3	5	1	2	1	1	3	0	1	-7
21	Cade Hornecker		25:54	3-5	1-1	2-4	1	3	4	4	3	9	4	2	2	0	0	-4
2	Yaniel Rivera		20:06	1-5	1-2	0-2	0	2	2	0	1	3	2	2	0	0	2	-21
10	Joseph Scott		11:18	0-4	0-0	0-0	2	4	6	1	1	0	0	0	1	0	2	-2
0	Zy Wright		19:17	5-7	3-3	0-0	0	2	2	1	0	13	1	2	0	0	0	-7
7	Christian Alston		09:38	1-3	0-1	0-0	0	2	2	0	0	2	1	4	0	0	0	-1
3	Tylan Lewis		01:20	0-0	0-0	0-0	0	0	0	0	0	0	0	0	0	0	0	0
24	Isaac Dye		06:47	1-2	1-2	0-0	0	0	0	0	1	3	0	0	0	0	0	3
Team							2	1	3	0		0		2				
Totals				19-50	10-18	7-15	10	19	29	20	14	55	17	20	11	4	9	-13

Major Fouls: NONE

Shooting By Period		
1st FG%	8-22	36.4%
3PT%	4-7	57.1%
FT%	4-9	44.4%
2nd FG%	11-28	39.3%
3PT%	6-11	54.5%
FT%	3-6	50%
GM FG%	19-50	38.0%
3PT%	10-18	55.6%
FT%	7-15	46.7%

Dead Ball Rebounds: 5, 0

Utah Valley - 68 Record: 17-6 (7-3)

NO.	Name		Min	FG M-A	3P M-A	FT M-A	Rebounds OR	DR	TOT	Fouls PF	FD	TP	AS	TO	ST	Blocks BS	BA	+/-
1	Isaac Davis	F	16:05	2-2	0-0	1-1	2	1	3	4	3	5	1	4	2	0	0	10
2	Jackson Holcombe	G	25:11	6-9	0-0	0-3	1	7	8	2	2	12	3	1	5	3	1	16
7	Noah Taitz	G	21:57	0-4	0-3	0-0	0	2	2	1	0	0	2	1	0	0	1	12
10	Trevan Leonhardt	G	31:21	3-6	1-1	1-2	1	4	5	1	2	8	7	5	4	1	1	15
15	Tyler Hendricks	G	26:25	7-12	3-5	1-1	0	2	2	0	2	18	0	1	0	1	1	19
8	Hayden Welling		17:10	3-7	0-1	1-1	0	3	3	0	1	7	2	0	0	2	0	9
9	Braden Housley		17:44	1-2	0-1	2-5	0	1	1	3	5	4	4	1	2	0	0	5
23	Isaac Hawkins		13:01	2-3	0-0	4-4	1	0	1	2	3	8	0	1	1	2	0	9
11	Tyler Weaver		06:03	0-0	0-0	1-2	0	0	0	1	1	1	0	2	0	0	0	-9
4	Sherman Weatherspoon IV		13:02	2-5	1-3	0-0	1	2	3	0	0	5	1	1	0	0	0	3
12	Tyler Medaris		05:14	0-0	0-0	0-2	2	1	3	0	1	0	0	0	0	0	0	-10
99	Joul Karram		03:19	0-0	0-0	0-0	2	0	2	1	0	0	1	0	0	0	0	-8
5	AJ Riggs		03:28	0-1	0-1	0-0	0	0	0	0	0	0	0	0	0	0	0	-6
Team							1	0	1	0		0		2				
Totals				26-51	5-15	11-21	11	23	34	15	20	68	20	20	14	9	4	13

Major Fouls: Davis (TF) 2nd 17:09

Shooting By Period		
1st FG%	8-23	34.8%
3PT%	2-5	40.0%
FT%	8-12	66.7%
2nd FG%	18-28	64.3%
3PT%	3-10	30.0%
FT%	3-9	33.3%
GM FG%	26-51	51.0%
3PT%	5-15	33.3%
FT%	11-21	52.4%

Dead Ball Rebounds: 5, 1

	ACU	UVU
Biggest lead	3 (1st 19:22)	26 (2nd 6:09)
Best Scoring Run	7 (1st 0:17)	9 (2nd 6:09)
Lead Changes	1	
Times Tied	3	
Time with Lead	09:13	28:23

Points from	ACU	UVU
Turnovers	14	26
Paint	14	42
Second Chance	5	14
Fast Breaks	11	6
Bench	30	25

Period by Period Scoring	1st	2nd	TOT
ACU	24	31	55
UVU	26	42	68

GAME24 UT Arlington | Feb. 7, 2026
Cedar City, Utah | America First Event Center

Official Basketball Box Score - Final
UT Arlington at Utah Valley
02/07/26 UCCU Center, Orem, Utah
2025-26 Men's Basketball

Game Time: 2:00 PM
Game Duration: 2:01
Attendance: 2,245

Officials: Grant Jeffres, Chad Shepherd, Justin Albrecht

UT Arlington - 60 Record: 14-9 (6-5)

NO.	Name		Min	FG M-A	3P M-A	FT M-A	Rebounds OR	DR	TOT	Fouls PF	FD	TP	AS	TO	ST	Blocks BS	BA	+/-
2	Raysean Seamster	F	26:09	1-3	0-0	1-2	0	5	5	3	1	3	2	0	1	0	2	-16
5	Miles Goodman	F	05:54	1-1	0-0	0-0	0	1	1	4	0	2	0	0	0	0	0	-2
1	Casmir Chavis	G	21:45	2-3	0-0	2-2	0	0	0	0	2	6	3	4	2	0	0	-13
8	Bahsil Laster	G	16:10	2-5	0-1	3-6	1	0	1	3	3	7	0	2	0	0	0	-1
42	Marcell McCreary	G	25:48	3-7	0-2	3-4	1	1	2	3	3	9	0	2	0	0	1	-17
0	Jordan Lowery		15:39	1-2	0-1	0-0	0	2	2	0	1	2	1	2	1	0	0	-9
3	Tyran Mason		27:43	8-15	0-4	4-6	1	1	2	3	6	20	2	0	2	0	1	-11
4	Marcus Rigsby Jr.		15:41	1-1	1-1	0-0	1	0	1	2	1	3	0	1	1	1	0	-18
11	Jayden Smoot		14:05	0-0	0-0	4-4	1	2	3	0	2	4	1	2	0	1	0	-5
33	Amari Reed		14:07	0-0	0-0	2-4	1	2	3	4	3	2	0	1	0	2	0	5
34	Cameron Jackson		16:59	1-2	0-0	0-0	1	0	1	1	0	2	1	0	0	0	0	-18
Team							1	0	1	0		0		1				
Totals				20-39	1-9	19-28	8	14	22	23	22	60	10	15	7	4	4	-21

Major Fouls: Laster (TF) 2nd 5:38 Goodman (F1) 2nd 5:38

Shooting By Period		
1st FG%	12-21	57.1%
3PT%	1-5	20.0%
FT%	6-10	60%
2nd FG%	8-18	44.4%
3PT%	0-4	0.0%
FT%	13-18	72.2%
GM FG%	20-39	51.3%
3PT%	1-9	11.1%
FT%	19-28	67.9%

Dead Ball Rebounds: 6, 0

Utah Valley - 81 Record: 18-6 (8-3)

NO.	Name		Min	FG M-A	3P M-A	FT M-A	Rebounds OR	DR	TOT	Fouls PF	FD	TP	AS	TO	ST	Blocks BS	BA	+/-
1	Isaac Davis	F	22:14	3-4	0-1	5-6	1	2	3	2	6	11	0	1	2	2	0	16
2	Jackson Holcombe	G	20:17	2-6	1-2	2-3	0	1	1	4	3	7	3	2	4	1	1	14
9	Braden Housley	G	23:57	1-4	1-1	0-0	1	1	2	5	3	3	4	4	0	0	0	-4
10	Trevan Leonhardt	G	35:06	4-8	2-5	2-2	0	2	2	1	1	12	6	1	5	0	0	30
15	Tyler Hendricks	G	36:37	7-7	4-4	0-0	3	4	7	2	1	18	2	0	1	0	0	28
23	Isaac Hawkins		16:26	4-7	1-1	5-5	3	1	4	3	4	14	0	0	0	1	1	9
7	Noah Taitz		18:57	3-5	2-4	2-2	0	2	2	1	1	10	1	0	1	0	1	15
8	Hayden Welling		18:23	1-5	0-3	4-4	1	1	2	3	3	6	3	1	0	0	1	11
11	Tyler Weaver		04:03	0-1	0-1	0-0	0	0	0	1	0	0	0	1	0	0	0	-2
5	AJ Riggs		01:20	0-1	0-1	0-0	0	0	0	0	0	0	0	0	0	0	0	-4
12	Tyler Medaris		01:20	0-0	0-0	0-0	0	0	0	0	0	0	0	0	0	0	0	-4
99	Joul Karram		01:20	0-0	0-0	0-0	0	0	0	1	0	0	0	0	0	0	0	-4
Team							1	0	1	0		0		0				
Totals				25-48	11-23	20-22	10	14	24	23	22	81	19	10	13	4	4	21

Major Fouls: Davis (TF) 2nd 5:38

Shooting By Period		
1st FG%	14-24	58.3%
3PT%	5-9	55.6%
FT%	9-9	100%
2nd FG%	11-24	45.8%
3PT%	6-14	42.9%
FT%	11-13	84.6%
GM FG%	25-48	52.1%
3PT%	11-23	47.8%
FT%	20-22	90.9%

Dead Ball Rebounds: 1, 0

	UTA	UVU
Biggest lead	6 (1st 13:42)	25 (2nd 1:53)
Best Scoring Run	8 (1st 13:42)	10 (2nd 16:01)
Lead Changes	9	
Times Tied	3	
Time with Lead	06:28	31:51

Points from	UTA	UVU
Turnovers	13	18
Paint	26	24
Second Chance	5	12
Fast Breaks	6	9
Bench	33	30

Period by Period Scoring	1st	2nd	TOT
UTA	31	29	60
UVU	42	39	81

GAME25 at Utah Tech | Feb. 12, 2026
St. George, Utah | Burns Arena

Official Basketball Box Score - Final
Utah Valley at Utah Tech
02/12/26 Burns Arena , St. George
2025-26 Men's Basketball

Game Time: 7:00 PM
Game Duration: 1:50
Attendance: 2,786

Officials: Ryan Holmes, Ed Crenshaw, Nomi Kiowai

Utah Valley - 77 **Record: 18-7 (8-4)**

NO.	Name		Min	FG M-A	3P M-A	FT M-A	Rebounds OR	DR	TOT	Fouls PF	FD	TP	AS	TO	ST	Blocks BS	BA	+/-
1	Isaac Davis	F	21:12	1-2	0-1	2-4	3	3	6	3	3	4	2	3	0	0	0	-11
2	Jackson Holcombe	G	33:05	8-12	0-0	4-6	1	5	6	4	7	20	5	3	3	2	1	1
7	Noah Taitz	G	18:08	2-5	2-4	0-0	2	0	2	1	0	6	1	0	0	0	0	-6
10	Trevan Leonhardt	G	38:50	6-14	1-7	2-4	0	4	4	2	2	15	6	2	3	0	1	-4
15	Tyler Hendricks	G	28:53	5-10	1-5	1-1	0	1	1	0	1	12	1	3	3	1	0	-5
9	Braden Housley		27:12	2-6	1-4	0-0	1	1	2	3	1	5	2	3	0	0	0	3
23	Isaac Hawkins		18:23	6-7	0-0	1-1	4	4	8	0	2	13	1	1	0	1	1	5
8	Hayden Welling		06:55	0-1	0-0	0-0	0	0	0	1	0	0	0	0	0	0	0	-5
4	Sherman Weatherspoon IV		07:22	1-2	0-1	0-0	0	1	1	1	0	2	0	0	0	0	0	2
Team							1	0	1	0		0		0				
Totals				31-59	5-22	10-16	12	19	31	15	16	77	18	15	9	4	3	-4

Major Fouls: NONE

Shooting By Period		
1st FG%	10-28	35.7%
3PT%	2-15	13.3%
FT%	3-5	60%
2nd FG%	21-31	67.7%
3PT%	3-7	42.9%
FT%	7-11	63.6%
GM FG%	31-59	52.5%
3PT%	5-22	22.7%
FT%	10-16	62.5%

Dead Ball Rebounds: 2, 0

Utah Tech - 81 **Record: 15-11 (8-4)**

NO.	Name		Min	FG M-A	3P M-A	FT M-A	Rebounds OR	DR	TOT	Fouls PF	FD	TP	AS	TO	ST	Blocks BS	BA	+/-
35	Ethan Potter	F	30:56	4-6	0-0	3-4	0	9	9	1	3	11	2	2	1	1	2	1
2	Chance Trujillo	G	31:39	5-13	3-7	1-3	4	2	6	2	4	14	3	1	2	0	0	1
4	Jusaun Holt	G	32:20	4-8	1-2	4-5	3	2	5	3	3	13	1	5	1	0	0	1
11	Tanner Davis	G	25:31	5-7	1-2	1-2	0	1	1	1	4	12	3	2	2	0	1	16
13	Britton Berrett	G	31:41	2-6	1-4	0-0	1	2	3	1	0	5	3	1	0	1	0	-4
66	Noah Bolanga		32:23	5-10	3-4	0-0	1	3	4	4	0	13	2	0	4	1	0	5
52	Dario Domingos		07:00	4-4	0-0	1-2	1	0	1	4	1	9	0	1	0	0	0	1
23	Samuel Ariyibi		08:30	2-3	0-0	0-0	1	0	1	1	0	4	0	0	0	0	1	-1
Team							0	1	1	0		0		0				
Totals				31-57	9-19	10-16	11	20	31	17	15	81	14	12	10	3	4	4

Major Fouls: Trujillo (TF) 1st 1:34

Shooting By Period		
1st FG%	16-28	57.1%
3PT%	6-9	66.7%
FT%	4-5	80%
2nd FG%	15-29	51.7%
3PT%	3-10	30.0%
FT%	6-11	54.5%
GM FG%	31-57	54.4%
3PT%	9-19	47.4%
FT%	10-16	62.5%

Dead Ball Rebounds: 2, 0

	UVU	UTU
Biggest lead	0 (1st 20:00)	21 (2nd 19:18)
Best Scoring Run	7 (2nd 11:52)	9 (1st 3:43)
Lead Changes	0	
Times Tied	0	
Time with Lead	00:00	38:48

Points from	UVU	UTU
Turnovers	14	18
Paint	48	28
Second Chance	6	14
Fast Breaks	7	0
Bench	20	26

Period by Period Scoring	1st	2nd	TOT
UVU	25	52	77
UTU	42	39	81

GAME26 vs. California Baptist | Feb. 19, 2026
Orem, Utah | UCCU Center

Official Basketball Box Score - Final
California Baptist at Utah Valley
02/19/26 UCCU Center, Orem, Utah
2025-26 Men's Basketball

Game Time: 6:00 PM
Game Duration: 1:49
Attendance: 2,364

Officials: Bret Smith, John St. Clair, Justin Albrecht

California Baptist - 46 **Record: 19-8 (9-5)**

NO.	Name		Min	FG M-A	3P M-A	FT M-A	Rebounds OR	DR	TOT	Fouls PF	FD	TP	AS	TO	ST	Blocks BS	BA	+/-
8	Jonathan Griman	F	17:07	3-6	0-0	0-1	1	4	5	4	2	6	0	4	1	2	0	-12
42	Bradey Henige	F	18:54	2-4	0-0	0-1	4	4	8	3	1	4	0	2	0	0	1	-6
1	Dominique Daniels Jr.	G	35:55	3-16	1-5	5-5	2	3	5	1	4	12	2	2	1	0	1	-15
3	Jayden Jackson	G	27:50	2-8	0-4	2-2	1	1	2	2	2	6	3	0	0	1	2	-12
33	Martel Williams	G	26:09	1-7	1-2	0-0	1	2	3	2	0	3	0	3	0	0	2	-6
12	Devon Malcolm		12:12	2-9	1-2	0-0	2	2	4	2	2	5	0	0	2	0	2	-9
35	Nate Garcia		08:40	1-2	0-0	0-0	0	1	1	0	0	2	0	1	0	0	1	-7
11	Jordan Muller		20:53	1-3	1-3	0-0	0	1	1	1	0	3	4	3	1	0	1	-10
25	Thomas Ndong		12:26	1-2	0-0	0-0	0	2	2	0	0	2	0	2	1	0	0	-6
5	Miles Daniels		11:35	1-1	1-1	0-0	0	0	0	0	2	3	1	0	1	0	0	4
6	Rene D'Amelio		03:21	0-0	0-0	0-0	1	1	2	1	0	0	0	1	0	0	0	-5
10	Monty Bowser		04:58	0-0	0-0	0-0	0	0	0	0	0	0	0	0	0	0	0	-11
Team							3	0	3	0		0		2				
Totals				17-58	5-17	7-9	15	21	36	16	13	46	10	20	7	3	10	-19

Major Fouls: NONE

Shooting By Period		
1st FG%	9-30	30.0%
3PT%	3-9	33.3%
FT%	1-2	50%
2nd FG%	8-28	28.6%
3PT%	2-8	25.0%
FT%	6-7	85.7%
GM FG%	17-58	29.3%
3PT%	5-17	29.4%
FT%	7-9	77.8%

Dead Ball Rebounds: 2, 0

Utah Valley - 65 **Record: 19-7 (9-4)**

NO.	Name		Min	FG M-A	3P M-A	FT M-A	Rebounds OR	DR	TOT	Fouls PF	FD	TP	AS	TO	ST	Blocks BS	BA	+/-
1	Isaac Davis	F	20:01	6-11	0-0	2-2	3	1	4	3	4	14	0	0	3	1	0	10
2	Jackson Holcombe	G	19:49	3-10	0-1	3-4	2	2	4	2	3	9	2	2	5	0	1	10
9	Braden Housley	G	33:35	1-4	1-2	2-3	0	3	3	2	2	5	2	3	1	0	1	13
10	Trevan Leonhardt	G	35:28	4-9	1-5	0-1	0	4	4	0	2	9	8	2	2	0	0	15
15	Tyler Hendricks	G	33:22	4-9	1-3	3-4	2	5	7	0	3	12	3	0	3	2	0	26
23	Isaac Hawkins		22:22	5-8	0-0	0-0	4	5	9	0	1	10	0	3	1	3	0	11
8	Hayden Welling		17:48	1-5	0-1	1-2	2	3	5	3	1	3	1	1	0	3	1	7
4	Sherman Weatherspoon IV		17:35	1-2	1-2	0-0	1	3	4	3	0	3	0	0	0	1	0	3
Team							0	0	0	0		0		1				
Totals				25-58	4-14	11-16	14	26	40	13	16	65	16	12	15	10	3	19

Major Fouls: NONE

Shooting By Period		
1st FG%	13-31	41.9%
3PT%	1-6	16.7%
FT%	2-5	40%
2nd FG%	12-27	44.4%
3PT%	3-8	37.5%
FT%	9-11	81.8%
GM FG%	25-58	43.1%
3PT%	4-14	28.6%
FT%	11-16	68.8%

Dead Ball Rebounds: 3, 0

	CBU	UVU
Biggest lead	0 (1st 20:00)	23 (2nd 8:18)
Best Scoring Run	6 (1st 8:00)	10 (2nd 10:49)
Lead Changes	0	
Times Tied	0	
Time with Lead	00:00	39:09

Points from	CBU	UVU
Turnovers	11	18
Paint	22	36
Second Chance	7	10
Fast Breaks	8	10
Bench	15	16

Period by Period Scoring	1st	2nd	TOT
CBU	22	24	46
UVU	29	36	65

GAME27 at UT Arlington | Feb. 21, 2026
Arlington, Texas | College Park Center

Official Basketball Box Score - Final
Utah Valley at UT Arlington
02/21/26 College Park Center, Arlington
2025-26 Men's Basketball

Game Time: 2:00 PM
Game Duration: 2:04
Attendance: 1,555

Officials: Ryan Holmes, Ray Ames, Sparky Hamilton

Utah Valley - 66 **Record: 20-7 (10-4)**

NO.	Name		Min	FG M-A	3P M-A	FT M-A	Rebounds OR	DR	TOT	Fouls PF	FD	TP	AS	TO	ST	Blocks BS	BA	+/-
1	Isaac Davis	F	25:20	6-8	0-1	2-2	4	1	5	3	3	14	2	1	0	0	0	22
2	Jackson Holcombe	G	36:29	8-17	0-0	3-7	6	4	10	4	7	19	5	4	2	2	2	13
9	Braden Housley	G	31:34	1-5	0-2	1-2	0	2	2	2	1	3	0	1	1	0	0	11
10	Trevan Leonhardt	G	36:03	4-16	0-3	5-7	2	8	10	0	4	13	2	0	2	0	1	18
15	Tyler Hendricks	G	22:30	1-4	0-2	0-0	0	2	2	4	0	2	1	2	1	0	0	4
23	Isaac Hawkins		16:57	4-7	0-1	1-2	4	2	6	2	1	9	1	0	0	0	1	-10
4	Sherman Weatherspoon IV		21:31	2-6	1-5	0-0	1	2	3	2	0	5	0	2	2	0	0	9
8	Hayden Welling		09:34	0-2	0-0	1-2	1	2	3	1	1	1	0	2	0	1	0	-7
11	Tyler Weaver		00:02	0-0	0-0	0-0	0	0	0	0	0	0	0	0	0	0	0	0
Team							5	1	6	0		0		0				
Totals				26-65	1-14	13-22	23	24	47	18	17	66	11	12	8	3	4	12

Major Fouls: Housley (F1) 2nd 2:20

Shooting By Period		
1st FG%	11-37	29.7%
3PT%	1-9	11.1%
FT%	4-6	66.7%
2nd FG%	15-28	53.6%
3PT%	0-5	0.0%
FT%	9-16	56.3%
GM FG%	26-65	40.0%
3PT%	1-14	7.1%
FT%	13-22	59.1%

Dead Ball Rebounds: 3, 0

UT Arlington - 54 **Record: 15-12 (7-8)**

NO.	Name		Min	FG M-A	3P M-A	FT M-A	Rebounds OR	DR	TOT	Fouls PF	FD	TP	AS	TO	ST	Blocks BS	BA	+/-
2	Raysean Seamster	F	26:18	1-6	0-2	2-6	2	4	6	4	3	4	1	3	1	1	1	-2
33	Amari Reed	F	11:57	0-0	0-0	2-2	1	1	2	1	1	2	0	1	1	0	0	-11
1	Casmir Chavis	G	26:07	4-9	2-3	3-6	1	2	3	3	3	13	3	4	2	1	0	-6
8	Bahsil Laster	G	23:31	0-5	0-1	4-6	1	3	4	0	2	4	2	1	0	0	1	-12
42	Marcell McCreary	G	35:02	5-9	1-3	3-3	2	2	4	2	2	14	2	4	3	2	1	-9
0	Jordan Lowery		25:44	2-7	1-4	1-2	0	2	2	2	3	6	2	0	0	0	0	-6
5	Miles Goodman		27:17	3-7	0-0	1-2	0	2	2	3	3	7	0	0	2	0	0	1
3	Tyran Mason		21:07	2-6	0-1	0-0	1	4	5	2	1	4	0	1	0	0	0	-13
11	Jayden Smoot		01:53	0-0	0-0	0-0	0	1	1	0	0	0	0	1	0	0	0	-2
4	Marcus Rigsby Jr.		01:04	0-1	0-1	0-0	0	0	0	0	0	0	0	0	0	0	0	0
Team							3	1	4	0		0		2				
Totals				17-50	4-15	16-27	11	22	33	17	18	54	10	17	9	4	3	-12

Major Fouls: NONE

Shooting By Period		
1st FG%	10-27	37.0%
3PT%	3-10	30.0%
FT%	9-11	81.8%
2nd FG%	7-23	30.4%
3PT%	1-5	20.0%
FT%	7-16	43.8%
GM FG%	17-50	34.0%
3PT%	4-15	26.7%
FT%	16-27	59.3%

Dead Ball Rebounds: 9, 0

	UVU	UTA
Biggest lead	14 (2nd 0:31)	11 (1st 6:40)
Best Scoring Run	9 (2nd 13:07)	7 (1st 13:28)
Lead Changes	4	
Times Tied	3	
Time with Lead	16:00	21:31

Points from	UVU	UTA
Turnovers	13	12
Paint	46	24
Second Chance	21	5
Fast Breaks	6	12
Bench	15	17

Period by Period Scoring	1st	2nd	TOT
UVU	27	39	66
UTA	32	22	54

GAME28 Tarleton State | Feb.26, 2026
Orem, Utah | UCCU Center

Official Basketball Box Score - Final
Tarleton St. at Utah Valley
02/26/26 UCCU Center, Orem, Utah
2025-26 Men's Basketball

Game Time: 6:00 PM
Game Duration: 1:59
Attendance: 2,355

Officials: Tony Padilla, Shawn Lehigh, Kipp Kissinger

Tarleton St. - 72 **Record: 14-15 (5-11)**

NO.	Name		Min	FG M-A	3P M-A	FT M-A	Rebounds OR	DR	TOT	Fouls PF	FD	TP	AS	TO	ST	Blocks BS	BA	+/-
24	Ocypher Owens	F	29:36	4-9	2-3	0-0	5	8	13	2	1	10	1	2	1	2	1	-18
97	Andy Sigiscar	F	09:35	3-6	0-0	0-0	0	1	1	3	2	6	0	1	1	0	0	-7
0	Jordan Mizell	G	33:02	1-4	0-0	2-2	5	0	5	4	1	4	4	0	2	0	1	7
3	DJ Dormu	G	23:52	2-7	0-1	0-0	1	2	3	1	1	4	4	2	2	0	2	-4
6	Kaia Isaac	G	23:50	3-4	3-4	0-0	0	0	0	1	1	9	0	1	2	0	0	-12
2	Freddy Hicks		23:51	4-9	1-1	3-6	0	3	3	3	3	12	2	0	0	1	1	3
7	Dior Johnson		30:29	8-20	2-5	5-8	3	4	7	4	8	23	4	4	0	0	4	3
13	Kade Douglas		14:41	2-4	0-0	0-0	0	3	3	1	0	4	2	0	0	0	0	2
25	Matyas Vrabel		02:10	0-0	0-0	0-0	0	1	1	0	0	0	0	1	0	0	0	-3
10	Damion Porter Jr.		06:11	0-2	0-1	0-0	0	1	1	0	0	0	0	0	0	0	0	-2
30	Cam Thomas		02:42	0-1	0-0	0-0	1	0	1	0	0	0	0	0	0	0	0	-4
Team							0	0	0	0		0		0				
Totals				27-66	8-15	10-16	15	23	38	19	17	72	17	11	8	3	9	-7

Major Fouls: Johnson (TF) 2nd 2:51

Shooting By Period		
1st FG%	10-35	28.6%
3PT%	3-6	50.0%
FT%	5-8	62.5%
2nd FG%	17-31	54.8%
3PT%	5-9	55.6%
FT%	5-8	62.5%
GM FG%	27-66	40.9%
3PT%	8-15	53.3%
FT%	10-16	62.5%

Dead Ball Rebounds: 2, 0

Utah Valley - 79 **Record: 21-7 (11-4)**

NO.	Name		Min	FG M-A	3P M-A	FT M-A	Rebounds OR	DR	TOT	Fouls PF	FD	TP	AS	TO	ST	Blocks BS	BA	+/-
1	Isaac Davis	F	23:28	10-13	1-1	3-5	3	2	5	4	3	24	3	0	1	1	0	24
2	Jackson Holcombe	G	29:53	3-8	0-0	5-7	2	7	9	3	6	11	3	3	2	1	2	9
9	Braden Housley	G	31:33	1-5	0-2	0-1	0	0	0	2	2	2	4	2	2	0	0	19
10	Trevan Leonhardt	G	34:29	4-7	2-5	1-2	0	7	7	0	1	11	4	3	1	1	0	-5
15	Tyler Hendricks	G	35:31	5-10	0-3	2-3	1	7	8	3	1	12	4	0	0	3	0	8
23	Isaac Hawkins		13:56	3-4	0-0	4-4	1	0	1	3	2	10	1	0	0	2	0	-3
4	Sherman Weatherspoon IV		22:12	2-7	1-5	3-4	0	2	2	2	2	8	0	1	0	0	0	-3
8	Hayden Welling		08:58	0-2	0-0	1-2	1	1	2	0	1	1	0	0	0	1	1	-14
Team							1	1	2	0		0		0				
Totals				28-56	4-16	19-28	9	27	36	17	18	79	19	9	6	9	3	7

Major Fouls: NONE

Shooting By Period		
1st FG%	12-27	44.4%
3PT%	1-8	12.5%
FT%	10-15	66.7%
2nd FG%	16-29	55.2%
3PT%	3-8	37.5%
FT%	9-13	69.2%
GM FG%	28-56	50.0%
3PT%	4-16	25.0%
FT%	19-28	67.9%

Dead Ball Rebounds: 5, 1

	TSU	UVU
Biggest lead	2 (1st 17:16)	15 (1st 6:33)
Best Scoring Run	8 (2nd 15:00)	10 (1st 8:23)
Lead Changes	5	
Times Tied	4	
Time with Lead	00:51	33:50

Points from	TSU	UVU
Turnovers	11	15
Paint	32	44
Second Chance	11	8
Fast Breaks	20	21
Bench	39	19

Period by Period Scoring	1st	2nd	TOT
TSU	28	44	72
UVU	35	44	79

GAME29 vs. Abilene Christian | Feb. 28, 2026
Orem, Utah | UCCU Center

Official Basketball Box Score - Final
Abilene Christian at Utah Valley
02/28/26 UCCU Center, Orem, Utah
2025-26 Men's Basketball

Game Time: 2:00 PM
Game Duration: 2:08
Attendance: 2,094

Officials: Layne Barney, Gene Grimshaw, Eric Dust

Abilene Christian - 67 **Record: 13-16 (5-11)**

NO.	Name		Min	FG M-A	3P M-A	FT M-A	Rebounds OR	DR	TOT	Fouls PF	FD	TP	AS	TO	ST	Blocks BS	BA	+/-
21	Cade Hornecker	F	15:43	1-4	0-2	3-4	3	1	4	0	2	5	2	0	0	0	0	-4
0	Zy Wright	G	29:00	3-6	1-3	7-8	1	3	4	3	3	14	1	2	2	0	0	-11
2	Yaniel Rivera	G	30:28	3-7	3-5	0-0	1	1	2	1	1	9	2	4	1	0	2	5
4	Rich Smith	G	30:08	2-4	0-0	4-4	2	3	5	3	4	8	6	3	3	0	0	-12
5	Cbo Newton	G	23:21	2-9	1-3	1-2	0	2	2	4	2	6	2	4	0	2	2	-5
11	Ma'Shy Hill		09:08	1-1	0-0	0-0	0	2	2	3	2	2	0	0	0	0	0	4
23	Joseph Venzant		26:31	0-2	0-0	2-2	1	3	4	2	2	2	1	1	4	0	1	-11
7	Christian Alston		25:58	5-13	2-5	6-7	1	5	6	4	5	18	0	1	3	0	3	-1
10	Joseph Scott		08:43	1-1	0-0	1-2	0	2	2	0	1	3	0	2	0	0	0	0
3	Tylan Lewis		01:00	0-0	0-0	0-0	0	0	0	0	0	0	0	0	0	0	0	0
Team							1	0	1	0		0		1				
Totals				18-47	7-18	24-29	10	22	32	20	22	67	14	18	13	2	8	-7

Major Fouls: NONE

Shooting By Period		
1st FG%	8-20	40.0%
3PT%	3-6	50.0%
FT%	13-14	92.9%
2nd FG%	10-27	37.0%
3PT%	4-12	33.3%
FT%	11-15	73.3%
GM FG%	18-47	38.3%
3PT%	7-18	38.9%
FT%	24-29	82.8%

Dead Ball Rebounds: 1, 0

Utah Valley - 74 **Record: 22-7 (12-4)**

NO.	Name		Min	FG M-A	3P M-A	FT M-A	Rebounds OR	DR	TOT	Fouls PF	FD	TP	AS	TO	ST	Blocks BS	BA	+/-
1	Isaac Davis	F	27:45	6-7	1-1	2-6	1	1	2	2	4	15	2	1	1	0	0	9
8	Hayden Welling	F	21:10	3-7	0-0	1-2	1	1	2	2	3	7	1	0	1	0	0	-4
2	Jackson Holcombe	G	31:02	6-9	0-0	1-2	1	2	3	5	4	13	2	3	2	4	1	3
9	Braden Housley	G	32:42	2-3	1-2	1-2	0	4	4	2	1	6	2	4	1	0	0	6
10	Trevan Leonhardt	G	35:40	4-9	2-5	6-8	1	8	9	3	5	16	7	7	3	2	0	9
4	Sherman Weatherspoon IV		28:36	3-7	2-6	1-1	0	2	2	2	1	9	2	0	2	0	0	5
23	Isaac Hawkins		10:19	1-2	0-0	3-4	1	4	5	3	2	5	1	1	1	2	1	0
11	Tyler Weaver		12:46	1-2	1-2	0-0	0	1	1	3	0	3	1	0	0	0	0	7
Team							0	0	0	0		0		1				
Totals				26-46	7-16	15-25	5	23	28	22	20	74	18	17	11	8	2	7

Major Fouls: NONE

Shooting By Period		
1st FG%	13-24	54.2%
3PT%	3-6	50.0%
FT%	5-8	62.5%
2nd FG%	13-22	59.1%
3PT%	4-10	40.0%
FT%	10-17	58.8%
GM FG%	26-46	56.5%
3PT%	7-16	43.8%
FT%	15-25	60.0%

Dead Ball Rebounds: 3, 0

	ACU	UVU
Biggest lead	10 (2nd 13:45)	8 (1st 13:14)
Best Scoring Run	9 (1st 3:35)	6 (1st 16:48)
Lead Changes	10	
Times Tied	2	
Time with Lead	11:39	27:01

Points from	ACU	UVU
Turnovers	19	15
Paint	18	38
Second Chance	14	4
Fast Breaks	9	13
Bench	25	17

Period by Period Scoring	1st	2nd	TOT
ACU	32	35	67
UVU	34	40	74

2025-26 Utah Valley Men's Basketball
Combined Team Statistics
All games

Game Records

Record	Overall	Home	Away	Neutral
ALL GAMES	22-7	15-0	4-7	3-0
CONFERENCE	12-4	9-0	3-4	0-0
NON-CONFERENCE	10-3	6-0	1-3	3-0

Score by Periods

Team	1st	2nd	OT	TOT
Utah Valley	1069	1247	6	2322
Opponents	874	1055	13	1942

Team Box Score

No.	Player				Total		3-Point		F-Throw		Rebounds											
		GP-GS	MIN	AVG	FG-FGA	FG%	3FG-3FGA	3FG%	FT-FTA	FT%	OFF	DEF	TOT	AVG	PF	DQ	A	TO	BLK	STL	PTS	AVG
2	HOLCOMBE, Jackson	29-29	847:10	29.2	170-314	.541	5-30	.167	102-153	.667	70	139	209	7.2	92	1	104	70	41	69	447	15.4
10	LEONHARDT, Trevan	29-29	970:26	33.5	126-251	.502	32-94	.340	59-78	.756	21	134	155	5.3	39	0	172	80	19	62	343	11.8
15	HENDRICKS, Tyler	28-28	832:45	29.7	118-240	.492	60-134	.448	34-43	.791	26	94	120	4.3	57	2	53	37	21	33	330	11.8
1	DAVIS, Isaac	29-29	535:26	18.5	124-192	.646	7-20	.350	60-86	.698	62	42	104	3.6	90	4	39	57	9	25	315	10.9
8	WELLING, Hayden	29-1	509:57	17.6	85-204	.417	14-64	.219	43-64	.672	24	69	93	3.2	49	0	30	35	21	12	227	7.8
23	HAWKINS, Isaac	29-0	407:13	14.0	85-123	.691	3-8	.375	42-54	.778	48	60	108	3.7	56	1	21	24	42	15	215	7.4
7	TAITZ, Noah	25-14	520:37	20.8	44-118	.373	29-79	.367	25-34	.735	7	38	45	1.8	34	0	30	25	2	16	142	5.7
9	HOUSLEY, Braden	23-15	599:32	26.1	42-100	.420	12-43	.279	30-52	.577	12	54	66	2.9	57	2	66	42	2	30	126	5.5
4	WEATHERSPOON IV, Sherman	27-0	357:28	13.2	34-91	.374	22-72	.306	7-9	.778	13	32	45	1.7	29	0	10	16	3	14	97	3.6
99	KARRAM, Joul	9-0	41:46	4.6	8-13	.615	0-1	.000	1-2	.500	10	6	16	1.8	4	0	3	2	3	0	17	1.9
12	MEDARIS, Tyler	13-0	64:11	4.9	8-15	.533	0-2	.000	7-12	.583	8	15	23	1.8	10	0	6	3	2	2	23	1.8
11	WEAVER, Tyler	16-0	100:46	6.3	9-29	.310	4-14	.286	3-5	.600	5	18	23	1.4	10	0	7	8	3	5	25	1.6
5	RIGGS, AJ	11-0	37:43	3.4	6-13	.462	3-9	.333	0-0	.000	1	3	4	0.4	0	0	4	2	0	2	15	1.4
Team											42	20	62					16				
Total		**29**	**5825**		**859-1703**	**.504**	**191-570**	**.335**	**413-592**	**.698**	**349**	**724**	**1073**	**37.0**	**527**	**10**	**545**	**417**	**168**	**285**	**2322**	**80.1**
Opponents		**29**	**5825**		**660-1626**	**.406**	**186-554**	**.336**	**436-601**	**.725**	**319**	**588**	**907**	**31.3**	**514**	**9**	**353**	**451**	**81**	**244**	**1942**	**67.0**

Team Statistics

	UVU	OPP
Scoring	**2322**	**1942**
Points per game	80.1	67.0
Scoring margin	+13.1	-
Field goals-att	**859-1703**	**660-1626**
Field goal pct	.504	.406
3 point fg-att	**191-570**	**186-554**
3-point FG pct	.335	.336
3-pt FG made per game	6.6	6.4
Free throws-att	**413-592**	**436-601**
Free throw pct	.698	.725
F-Throws made per game	14.2	15.0
Rebounds	**1073**	**907**
Rebounds per game	37.0	31.3
Rebounding margin	+5.7	-
Assists	**545**	**353**
Assists per game	18.8	12.2
Turnovers	**417**	**451**
Turnovers per game	14.4	15.6
Turnover margin	+1.2	-
Assist/turnover ratio	1.3	0.8
Steals	**285**	**244**
Steals per game	9.8	8.4
Blocks	**168**	**81**
Blocks per game	5.8	2.8
Winning streak	**4**	**-**
Home win streak	15	-
Attendance	**28953**	**41104**
Home games-Avg/Game	15-1930	11-3737
Neutral site-Avg/Game	-	3-762

Team Results

Date	Opponent		Score	Att.
11/04/2025	West Coast Baptist	W	116-35	1409
11/08/2025	at Boise St.	L	77-101	10240
11/12/2025	Westminster (UT)	W	91-60	2114
11/15/2025	at Fresno St.	L	74-75	3641
11/19/2025	UC Irvine	W	79-72	1374
11/25/2025	vs South Dakota St.	W	75-52	300
11/26/2025	vs Samford	W	89-45	0
12/03/2025	at San Diego St.	L	66-77	11683
12/06/2025	at Bowling Green	W	82-71	1929
12/10/2025	Idaho St.	W	73-69	1423
12/13/2025	vs UC Santa Barbara	W	68-53	1987
12/17/2025	Weber St.	W	90-74	1457
12/20/2025	Bethesda (CA)	W	109-48	1426
12/29/2025	California Baptist	W	73-66	2171
01/01/2026	at Tarleton St.	W	91-85	987
01/03/2026	at Abilene Christian	L	68-85	958
01/08/2026	Southern Utah	W	89-72	1872
01/10/2026	Utah Tech	W	92-76	2551
01/17/2026	UT Arlington	W	86-74	2517
01/21/2026	at Southern Utah	L	70-84	1151
01/24/2026	at California Baptist	Lot	71-78	3907
01/29/2026	at Tarleton St.	W	83-55	2267
02/05/2026	Abilene Christian	W	68-55	1581
02/07/2026	UT Arlington	W	81-60	2245
02/12/2026	at Utah Tech	L	77-81	2786
02/19/2026	California Baptist	W	65-46	2364
02/21/2026	at UT Arlington	W	66-54	1555
02/26/2026	Tarleton St.	W	79-72	2355
02/28/2026	Abilene Christian	W	74-67	2094

2025-26 Utah Valley Men's Basketball
Combined Team Statistics
In Conference games

Game Records

Record	Overall	Home	Away	Neutral
ALL GAMES	12-4	9-0	3-4	0-0
CONFERENCE	12-4	9-0	3-4	0-0
NON-CONFERENCE	0-0	0-0	0-0	0-0

Score by Periods

Team	1st	2nd	OT	TOT
Utah Valley	550	677	6	1233
Opponents	519	578	13	1110

Team Box Score

No.	Player				Total		3-Point		F-Throw		Rebounds											
		GP-GS	MIN	AVG	FG-FGA	FG%	3FG-3FGA	3FG%	FT-FTA	FT%	OFF	DEF	TOT	AVG	PF	DQ	A	TO	BLK	STL	PTS	AVG
2	HOLCOMBE, Jackson	16-16	480:29	30.0	93-183	.508	3-15	.200	56-89	.629	37	68	105	6.6	53	1	58	46	21	41	245	15.3
10	LEONHARDT, Trevan	16-16	548:40	34.3	77-153	.503	18-58	.310	39-54	.722	8	74	82	5.1	21	0	84	41	13	34	211	13.2
1	DAVIS, Isaac	16-16	303:58	19.0	69-100	.690	4-9	.444	43-58	.741	40	20	60	3.8	52	1	15	26	6	15	185	11.6
15	HENDRICKS, Tyler	15-15	444:45	29.6	59-125	.472	25-65	.385	19-23	.826	14	45	59	3.9	32	2	25	20	9	20	162	10.8
23	HAWKINS, Isaac	16-0	229:48	14.4	50-75	.667	2-4	.500	27-33	.818	32	32	64	4.0	31	0	9	12	24	7	129	8.1
8	WELLING, Hayden	16-1	274:55	17.2	37-99	.374	3-25	.120	25-38	.658	14	34	48	3.0	28	0	16	14	10	7	102	6.4
7	TAITZ, Noah	12-8	261:23	21.8	19-54	.352	13-35	.371	16-22	.727	3	20	23	1.9	15	0	14	12	1	8	67	5.6
9	HOUSLEY, Braden	16-8	430:29	26.9	23-64	.359	9-30	.300	16-33	.485	9	38	47	2.9	44	1	50	33	1	19	71	4.4
4	WEATHERSPOON IV, Sherman	14-0	170:59	12.2	15-42	.357	8-32	.250	4-5	.800	3	14	17	1.2	14	0	4	7	2	5	42	3.0
11	WEAVER, Tyler	9-0	47:39	5.3	3-11	.273	3-8	.375	1-2	.500	2	5	7	0.8	8	0	1	3	0	0	10	1.1
5	RIGGS, AJ	6-0	12:12	2.0	2-4	.500	1-3	.333	0-0	.000	0	1	1	0.2	0	0	1	0	0	0	5	0.8
99	KARRAM, Joul	3-0	06:02	2.0	1-1	1.000	0-0	.000	0-0	.000	2	0	2	0.7	2	0	0	1	0	0	2	0.7
12	MEDARIS, Tyler	5-0	13:41	2.7	0-1	.000	0-0	.000	2-4	.500	2	5	7	1.4	3	0	2	1	0	0	2	0.4
Team											22	5	27					10				
Total		**16**	**3225**		**448-912**	**.491**	**89-284**	**.313**	**248-361**	**.687**	**188**	**361**	**549**	**34.3**	**303**	**5**	**279**	**226**	**87**	**156**	**1233**	**77.1**
Opponents		**16**	**3225**		**375-868**	**.432**	**103-266**	**.387**	**257-349**	**.736**	**172**	**339**	**511**	**31.9**	**301**	**4**	**208**	**256**	**49**	**140**	**1110**	**69.4**

Team Statistics

	UVU	OPP
Scoring	**1233**	**1110**
Points per game	77.1	69.4
Scoring margin	+7.7	-
Field goals-att	**448-912**	**375-868**
Field goal pct	.491	.432
3 point fg-att	**89-284**	**103-266**
3-point FG pct	.313	.387
3-pt FG made per game	5.6	6.4
Free throws-att	**248-361**	**257-349**
Free throw pct	.687	.736
F-Throws made per game	15.5	16.1
Rebounds	**549**	**511**
Rebounds per game	34.3	31.9
Rebounding margin	+2.4	-
Assists	**279**	**208**
Assists per game	17.4	13.0
Turnovers	**226**	**256**
Turnovers per game	14.1	16.0
Turnover margin	+1.9	-
Assist/turnover ratio	1.2	0.8
Steals	**156**	**140**
Steals per game	9.8	8.8
Blocks	**87**	**49**
Blocks per game	5.4	3.1
Winning streak	**4**	**-**
Home win streak	9	-
Attendance	**19750**	**13611**
Home games-Avg/Game	9-2194	7-1944
Neutral site-Avg/Game	-	0-0

Team Results

Date	Opponent		Score	Att.
12/29/2025	California Baptist	W	73-66	2171
01/01/2026	at Tarleton St.	W	91-85	987
01/03/2026	at Abilene Christian	L	68-85	958
01/08/2026	Southern Utah	W	89-72	1872
01/10/2026	Utah Tech	W	92-76	2551
01/17/2026	UT Arlington	W	86-74	2517
01/21/2026	at Southern Utah	L	70-84	1151
01/24/2026	at California Baptist	Lot	71-78	3907
01/29/2026	at Tarleton St.	W	83-55	2267
02/05/2026	Abilene Christian	W	68-55	1581
02/07/2026	UT Arlington	W	81-60	2245
02/12/2026	at Utah Tech	L	77-81	2786
02/19/2026	California Baptist	W	65-46	2364
02/21/2026	at UT Arlington	W	66-54	1555
02/26/2026	Tarleton St.	W	79-72	2355
02/28/2026	Abilene Christian	W	74-67	2094

2025-26 Utah Valley Men's Basketball
Season Schedule/Results & Leaders
All games

Game Records

Record	Overall	Home	Away	Neutral
ALL GAMES	22-7	15-0	4-7	3-0
CONFERENCE	12-4	9-0	3-4	0-0
NON-CONFERENCE	10-3	6-0	1-3	3-0

Team Results

Date	Opponent		Score	Att.	High Points	High Rebounds
11/04/2025	West Coast Baptist	W	116-35	1409	(19) HOLCOMBE, Jackson	(14) HAWKINS, Isaac
11/08/2025	at Boise St.	L	77-101	10240	(22) HOLCOMBE, Jackson	(5) LEONHARDT, Trevan
11/12/2025	Westminster (UT)	W	91-60	2114	(22) HENDRICKS, Tyler	(10) HOLCOMBE, Jackson
11/15/2025	at Fresno St.	L	74-75	3641	(17) WELLING, Hayden	(6) DAVIS, Isaac
11/19/2025	UC Irvine	W	79-72	1374	(18) DAVIS, Isaac	(12) HOLCOMBE, Jackson
11/25/2025	vs South Dakota St.	W	75-52	300	(16) HENDRICKS, Tyler	(7) HOUSLEY, Braden
					(16) LEONHARDT, Trevan	
11/26/2025	vs Samford	W	89-45	0	(21) HOLCOMBE, Jackson	(6) HENDRICKS, Tyler
12/03/2025	at San Diego St.	L	66-77	11683	(17) HOLCOMBE, Jackson	(10) HOLCOMBE, Jackson
12/06/2025	at Bowling Green	W	82-71	1929	(19) HOLCOMBE, Jackson	(11) HENDRICKS, Tyler
12/10/2025	Idaho St.	W	73-69	1423	(18) HOLCOMBE, Jackson	(11) LEONHARDT, Trevan
					(18) DAVIS, Isaac	
12/13/2025	vs UC Santa Barbara	W	68-53	1987	(18) WELLING, Hayden	(11) HOLCOMBE, Jackson
12/17/2025	Weber St.	W	90-74	1457	(22) HENDRICKS, Tyler	(7) WEATHERSPOON IV, Sherman
12/20/2025	Bethesda (CA)	W	109-48	1426	(16) HOLCOMBE, Jackson	(15) HOLCOMBE, Jackson
12/29/2025	California Baptist	W	73-66	2171	(25) HOLCOMBE, Jackson	(4) HOUSLEY, Braden
						(4) WELLING, Hayden
						(4) HENDRICKS, Tyler
01/01/2026	at Tarleton St.	W	91-85	987	(22) HOLCOMBE, Jackson	(9) HAWKINS, Isaac
01/03/2026	at Abilene Christian	L	68-85	958	(15) HENDRICKS, Tyler	(6) WELLING, Hayden
01/08/2026	Southern Utah	W	89-72	1872	(23) HOLCOMBE, Jackson	(9) HOLCOMBE, Jackson
01/10/2026	Utah Tech	W	92-76	2551	(26) LEONHARDT, Trevan	(6) DAVIS, Isaac
01/17/2026	UT Arlington	W	86-74	2517	(16) HOLCOMBE, Jackson	(9) LEONHARDT, Trevan
01/21/2026	at Southern Utah	L	70-84	1151	(26) HOLCOMBE, Jackson	(13) HOLCOMBE, Jackson
01/24/2026	at California Baptist	Lot	71-78	3907	(22) HOLCOMBE, Jackson	(10) HOLCOMBE, Jackson
01/29/2026	at Tarleton St.	W	83-55	2267	(20) LEONHARDT, Trevan	(8) HOLCOMBE, Jackson
02/05/2026	Abilene Christian	W	68-55	1581	(18) HENDRICKS, Tyler	(8) HOLCOMBE, Jackson
02/07/2026	UT Arlington	W	81-60	2245	(18) HENDRICKS, Tyler	(7) HENDRICKS, Tyler
02/12/2026	at Utah Tech	L	77-81	2786	(20) HOLCOMBE, Jackson	(8) HAWKINS, Isaac
02/19/2026	California Baptist	W	65-46	2364	(14) DAVIS, Isaac	(9) HAWKINS, Isaac
02/21/2026	at UT Arlington	W	66-54	1555	(19) HOLCOMBE, Jackson	(10) LEONHARDT, Trevan
						(10) HOLCOMBE, Jackson
02/26/2026	Tarleton St.	W	79-72	2355	(24) DAVIS, Isaac	(9) HOLCOMBE, Jackson
02/28/2026	Abilene Christian	W	74-67	2094	(16) LEONHARDT, Trevan	(9) LEONHARDT, Trevan

Attendance Summary

	Games	Attend	Avg/Game
Home	15	28953	1930
Away	11	41104	3737
Neutral	3	2287	762

2025-26 Utah Valley Men's Basketball
Team Game-by-Game
All games

				Total		3-Pointers		Free throws		Rebounds										
Opponent	**Date**	**Score**		**FG-FGA**	**PCT**	**3FG-3FGA**	**PCT**	**FT-FTA**	**PCT**	**OFF**	**DEF**	**TOT**	**AVG**	**PF**	**A**	**TO**	**BLK**	**STL**	**PTS**	**AVG**
West Coast Baptist	11/04/2025	116-35	W	47-84	.560	13-33	.394	9-11	.818	20	47	67	67.0	17	32	8	9	13	116	116.0
at Boise St.	11/08/2025	77-101	L	27-55	.491	4-19	.211	19-24	.792	6	19	25	46.0	28	11	16	4	5	77	96.5
Westminster (UT)	11/12/2025	91-60	W	32-54	.593	8-21	.381	19-23	.826	11	22	33	41.7	19	26	17	10	9	91	94.7
at Fresno St.	11/15/2025	74-75	L	26-50	.520	7-18	.389	15-28	.536	7	22	29	38.5	18	15	15	2	12	74	89.5
UC Irvine	11/19/2025	79-72	W	31-60	.517	6-14	.429	11-25	.440	14	29	43	39.4	21	19	11	8	6	79	87.4
vs South Dakota St.	11/25/2025	75-52	W	29-62	.468	8-24	.333	9-11	.818	13	25	38	39.2	17	16	16	5	15	75	85.3
vs Samford	11/26/2025	89-45	W	35-62	.565	7-14	.500	12-15	.800	9	35	44	39.9	16	24	13	10	9	89	85.9
at San Diego St.	12/03/2025	66-77	L	23-55	.418	10-27	.370	10-15	.667	11	21	32	38.9	20	16	19	1	10	66	83.4
at Bowling Green	12/06/2025	82-71	W	32-56	.571	8-22	.364	10-15	.667	9	28	37	38.7	18	21	17	2	10	82	83.2
Idaho St.	12/10/2025	73-69	W	27-56	.482	5-21	.238	14-17	.824	12	26	38	38.6	15	16	17	6	10	73	82.2
vs UC Santa Barbara	12/13/2025	68-53	W	23-57	.404	8-22	.364	14-18	.778	13	25	38	38.5	14	17	15	7	12	68	80.9
Weber St.	12/17/2025	90-74	W	34-58	.586	9-22	.409	13-17	.765	13	22	35	38.3	13	23	13	10	8	90	81.7
Bethesda (CA)	12/20/2025	109-48	W	45-82	.549	9-29	.310	10-12	.833	23	42	65	40.3	8	30	14	7	10	109	83.8
California Baptist	12/29/2025	73-66	W	30-56	.536	4-14	.286	9-20	.450	3	18	21	38.9	18	22	8	6	14	73	83.0
at Tarleton St.	01/01/2026	91-85	W	29-53	.547	6-18	.333	27-36	.750	11	29	40	39.0	23	14	17	4	4	91	83.5
at Abilene Christian	01/03/2026	68-85	L	24-47	.511	8-19	.421	12-16	.750	8	21	29	38.4	16	18	22	5	6	68	82.6
Southern Utah	01/08/2026	89-72	W	36-66	.545	7-17	.412	10-16	.625	16	29	45	38.8	18	25	15	5	7	89	82.9
Utah Tech	01/10/2026	92-76	W	31-62	.500	6-19	.316	24-27	.889	10	22	32	38.4	19	18	14	3	15	92	83.4
UT Arlington	01/17/2026	86-74	W	32-60	.533	5-15	.333	17-28	.607	15	19	34	38.2	19	18	11	4	7	86	83.6
at Southern Utah	01/21/2026	70-84	L	26-70	.371	6-26	.231	12-20	.600	18	17	35	38.0	20	15	10	4	8	70	82.9
at California Baptist	01/24/2026	71-78	Lot	23-61	.377	2-20	.100	23-32	.719	13	22	35	37.9	25	10	14	1	7	71	82.3
at Tarleton St.	01/29/2026	83-55	W	30-54	.556	8-16	.500	15-16	.938	10	28	38	37.9	22	18	20	8	12	83	82.4
Abilene Christian	02/05/2026	68-55	W	26-51	.510	5-15	.333	11-21	.524	11	23	34	37.7	15	20	20	9	14	68	81.7
UT Arlington	02/07/2026	81-60	W	25-48	.521	11-23	.478	20-22	.909	10	14	24	37.1	23	19	10	4	13	81	81.7
at Utah Tech	02/12/2026	77-81	L	31-59	.525	5-22	.227	10-16	.625	12	19	31	36.9	15	18	15	4	9	77	81.5
California Baptist	02/19/2026	65-46	W	25-58	.431	4-14	.286	11-16	.688	14	26	40	37.0	13	16	12	10	15	65	80.9
at UT Arlington	02/21/2026	66-54	W	26-65	.400	1-14	.071	13-22	.591	23	24	47	37.4	18	11	12	3	8	66	80.3
Tarleton St.	02/26/2026	79-72	W	28-56	.500	4-16	.250	19-28	.679	9	27	36	37.3	17	19	9	9	6	79	80.3
Abilene Christian	02/28/2026	74-67	W	26-46	.565	7-16	.438	15-25	.600	5	23	28	37.0	22	18	17	8	11	74	80.1
Total		**2322**		**859-1703**	**.504**	**191-570**	**.335**	**413-592**	**.698**	**349**	**724**	**1073**	**37.0**	**527**	**545**	**417**	**168**	**285**	**2322**	**80.1**
Opponents		1942		660-1626	.406	186-554	.336	436-601	.725	319	588	907	31.3	514	353	451	81	244	1942	67.0

Utah Valley Averages

Games Played	Points/ game	FG Pct	3FG Pct	FT Pct	Rebounds/ game	Assists/ game	Turnovers/ game	Assist/Turnover ratio	Steals/ game	Blocks/ game
29	80.1	50.4	33.5	69.8	37.0	18.8	14.4	1.3	9.8	5.8

2025-26 Utah Valley Men's Basketball
Opponents Game-by-Game
All games

				Total		3-Pointers		Free throws		Rebounds										
Opponent	**Date**	**Score**		**FG-FGA**	**PCT**	**3FG-3FGA**	**PCT**	**FT-FTA**	**PCT**	**OFF**	**DEF**	**TOT**	**AVG**	**PF**	**A**	**TO**	**BLK**	**STL**	**PTS**	**AVG**
West Coast Baptist	11/04/2025	116-35	W	11-62	.177	4-25	.160	9-15	.600	8	18	26	26.0	10	6	16	0	3	35	35.0
at Boise St.	11/08/2025	77-101	L	32-59	.542	10-22	.455	27-34	.794	11	21	32	29.0	18	17	9	3	9	101	68.0
Westminster (UT)	11/12/2025	91-60	W	17-55	.309	9-25	.360	17-24	.708	18	14	32	30.0	19	12	21	1	5	60	65.3
at Fresno St.	11/15/2025	74-75	L	26-46	.565	8-17	.471	15-22	.682	3	25	28	29.5	24	12	17	3	11	75	67.8
UC Irvine	11/19/2025	79-72	W	25-63	.397	6-21	.286	16-21	.762	12	23	35	30.6	22	15	11	7	7	72	68.6
vs South Dakota St.	11/25/2025	75-52	W	18-54	.333	4-26	.154	12-16	.750	13	20	33	31.0	16	7	21	3	8	52	65.8
vs Samford	11/26/2025	89-45	W	17-67	.254	6-27	.222	5-12	.417	15	19	34	31.4	15	7	16	4	6	45	62.9
at San Diego St.	12/03/2025	66-77	L	25-56	.446	5-15	.333	22-28	.786	12	23	35	31.9	18	13	13	4	12	77	64.6
at Bowling Green	12/06/2025	82-71	W	27-62	.435	4-24	.167	13-20	.650	12	17	29	31.6	17	10	13	2	13	71	65.3
Idaho St.	12/10/2025	73-69	W	24-55	.436	9-23	.391	12-17	.706	8	17	25	30.9	13	12	13	1	8	69	65.7
vs UC Santa Barbara	12/13/2025	68-53	W	19-53	.358	3-13	.231	12-14	.857	11	24	35	31.3	14	7	19	3	11	53	64.5
Weber St.	12/17/2025	90-74	W	28-62	.452	4-13	.308	14-21	.667	16	13	29	31.1	16	15	9	0	6	74	65.3
Bethesda (CA)	12/20/2025	109-48	W	16-64	.250	11-37	.297	5-8	.625	8	15	23	30.5	11	12	17	1	5	48	64.0
California Baptist	12/29/2025	73-66	W	23-45	.511	3-12	.250	17-20	.850	7	29	36	30.9	21	12	23	2	3	66	64.1
at Tarleton St.	01/01/2026	91-85	W	26-62	.419	5-18	.278	28-32	.875	10	18	28	30.7	25	10	9	2	11	85	65.5
at Abilene Christian	01/03/2026	68-85	L	34-63	.540	5-13	.385	12-13	.923	9	18	27	30.4	17	20	10	2	13	85	66.8
Southern Utah	01/08/2026	89-72	W	25-60	.417	11-23	.478	11-19	.579	10	19	29	30.4	16	18	14	1	8	72	67.1
Utah Tech	01/10/2026	92-76	W	26-55	.473	6-18	.333	18-20	.900	9	22	31	30.4	18	20	19	4	10	76	67.6
UT Arlington	01/17/2026	86-74	W	24-56	.429	6-20	.300	20-26	.769	14	18	32	30.5	19	8	15	2	8	74	67.9
at Southern Utah	01/21/2026	70-84	L	28-55	.509	12-23	.522	16-19	.842	11	31	42	31.1	17	17	17	3	3	84	68.7
at California Baptist	01/24/2026	71-78	Lot	25-52	.481	6-14	.429	22-31	.710	9	30	39	31.4	21	4	17	7	6	78	69.1
at Tarleton St.	01/29/2026	83-55	W	15-53	.283	5-14	.357	20-29	.690	13	13	26	31.2	15	7	19	3	13	55	68.5
Abilene Christian	02/05/2026	68-55	W	19-50	.380	10-18	.556	7-15	.467	10	19	29	31.1	20	17	20	4	11	55	67.9
UT Arlington	02/07/2026	81-60	W	20-39	.513	1-9	.111	19-28	.679	8	14	22	30.7	23	10	15	4	7	60	67.6
at Utah Tech	02/12/2026	77-81	L	31-57	.544	9-19	.474	10-16	.625	11	20	31	30.7	17	14	12	3	10	81	68.1
California Baptist	02/19/2026	65-46	W	17-58	.293	5-17	.294	7-9	.778	15	21	36	30.9	16	10	20	3	7	46	67.3
at UT Arlington	02/21/2026	66-54	W	17-50	.340	4-15	.267	16-27	.593	11	22	33	31.0	17	10	17	4	9	54	66.8
Tarleton St.	02/26/2026	79-72	W	27-66	.409	8-15	.533	10-16	.625	15	23	38	31.3	19	17	11	3	8	72	67.0
Abilene Christian	02/28/2026	74-67	W	18-47	.383	7-18	.389	24-29	.828	10	22	32	31.3	20	14	18	2	13	67	67.0
Total		**1942**		**660-1626**	**.406**	**186-554**	**.336**	**436-601**	**.725**	**319**	**588**	**907**	**31.3**	**514**	**353**	**451**	**81**	**244**	**1942**	**67.0**
Utah Valley		2322		859-1703	.504	191-570	.335	413-592	.698	349	724	1073	37.0	527	545	417	168	285	2322	80.1

Opponents Averages

Games Played	Points/ game	FG Pct	3FG Pct	FT Pct	Rebounds/ game	Assists/ game	Turnovers/ game	Assist/Turnover ratio	Steals/ game	Blocks/ game
29	67.0	40.6	33.6	72.5	31.3	12.2	15.6	0.8	8.4	2.8

Individual Game Highs

POINTS	26		Jackson Holcombe at Southern Utah (01/21/2026)
	26		Trevan Leonhardt vs Utah Tech (01/10/2026)
	25		Jackson Holcombe vs California Baptist (12/29/2025)
	24		Isaac Davis vs Tarleton St. (02/26/2026)
	23		Isaac Davis vs Utah Tech (01/10/2026)
	23		Jackson Holcombe vs Southern Utah (01/08/2026)
FIELD GOALS MADE	11		Jackson Holcombe at Southern Utah (01/21/2026)
	10		Isaac Davis vs Tarleton St. (02/26/2026)
	10		Jackson Holcombe vs California Baptist (12/29/2025)
	10		Jackson Holcombe vs Samford (N) (11/26/2025)
FIELD GOAL ATTEMPTS	21		Jackson Holcombe at California Baptist (01/24/2026)
	19		Jackson Holcombe at Southern Utah (01/21/2026)
FIELD GOAL PERCENTAGE (min 5 made)	1.000	(7-7)	Tyler Hendricks vs UT Arlington (02/07/2026)
	1.000	(7-7)	Isaac Davis at Tarleton St. (01/29/2026)
	1.000	(7-7)	Isaac Hawkins vs Weber St. (12/17/2025)
	1.000	(6-6)	Isaac Davis vs Bethesda (CA) (12/20/2025)
	1.000	(5-5)	Isaac Hawkins vs Southern Utah (01/08/2026)
3 PT FG MADE	5		Tyler Hendricks at San Diego St. (12/03/2025)
	4		Tyler Hendricks vs UT Arlington (02/07/2026)
	4		Tyler Hendricks vs Weber St. (12/17/2025)
	4		Tyler Hendricks vs South Dakota St. (N) (11/25/2025)
	4		Tyler Hendricks vs Westminster (UT) (11/12/2025)
	4		Tyler Hendricks vs West Coast Baptist (11/04/2025)
3 PT FG ATTEMPTS	10		Tyler Hendricks vs South Dakota St. (N) (11/25/2025)
	9		Tyler Hendricks vs Weber St. (12/17/2025)
3 PT FG PERCENTAGE (min 2 made)	1.000	(4-4)	Tyler Hendricks vs UT Arlington (02/07/2026)
	1.000	(2-2)	Hayden Welling at Tarleton St. (01/01/2026)
	1.000	(2-2)	Trevan Leonhardt vs Samford (N) (11/26/2025)
	1.000	(2-2)	Tyler Hendricks vs UC Irvine (11/19/2025)
FREE THROWS MADE	11		Trevan Leonhardt at Tarleton St. (01/01/2026)
	10		Jackson Holcombe at Tarleton St. (01/01/2026)
FREE THROW ATTEMPTS	14		Trevan Leonhardt at Tarleton St. (01/01/2026)
	11		Jackson Holcombe at California Baptist (01/24/2026)
	11		Jackson Holcombe at Tarleton St. (01/01/2026)
	11		Jackson Holcombe at Boise St. (11/08/2025)
FREE THROW PERCENTAGE (min 3 made)	1.000	(9-9)	Isaac Davis vs Utah Tech (01/10/2026)
	1.000	(6-6)	Trevan Leonhardt vs Utah Tech (01/10/2026)
	1.000	(6-6)	Tyler Hendricks vs Weber St. (12/17/2025)
	1.000	(6-6)	Braden Housley vs South Dakota St. (N) (11/25/2025)
	1.000	(6-6)	Hayden Welling at Boise St. (11/08/2025)
	1.000	(5-5)	Isaac Hawkins vs UT Arlington (02/07/2026)
	1.000	(5-5)	Tyler Hendricks at California Baptist (01/24/2026)
	1.000	(4-4)	Isaac Hawkins vs Tarleton St. (02/26/2026)
	1.000	(4-4)	Hayden Welling vs UT Arlington (02/07/2026)
	1.000	(4-4)	Isaac Hawkins vs Abilene Christian (02/05/2026)
	1.000	(4-4)	Isaac Hawkins at Tarleton St. (01/29/2026)
	1.000	(4-4)	Jackson Holcombe vs UC Santa Barbara (N) (12/13/2025)
	1.000	(4-4)	Isaac Davis at Bowling Green (12/06/2025)
	1.000	(3-3)	Noah Taitz vs Utah Tech (01/10/2026)
	1.000	(3-3)	Isaac Davis at Abilene Christian (01/03/2026)
	1.000	(3-3)	Hayden Welling vs UC Santa Barbara (N) (12/13/2025)
	1.000	(3-3)	Noah Taitz vs Idaho St. (12/10/2025)
	1.000	(3-3)	Noah Taitz vs Westminster (UT) (11/12/2025)
	1.000	(3-3)	Jackson Holcombe vs West Coast Baptist (11/04/2025)
REBOUNDS	15		Jackson Holcombe vs Bethesda (CA) (12/20/2025)
	14		Isaac Hawkins vs West Coast Baptist (11/04/2025)
ASSISTS	13		Trevan Leonhardt vs Westminster (UT) (11/12/2025)
	10		Trevan Leonhardt vs UC Santa Barbara (N) (12/13/2025)
STEALS	5		Jackson Holcombe vs California Baptist (02/19/2026)
	5		Trevan Leonhardt vs UT Arlington (02/07/2026)
	5		Jackson Holcombe vs Abilene Christian (02/05/2026)
BLOCKED SHOTS	4		Jackson Holcombe vs Abilene Christian (02/28/2026)
	4		Isaac Hawkins at Tarleton St. (01/29/2026)
	4		Hayden Welling vs Idaho St. (12/10/2025)
	4		Jackson Holcombe vs Westminster (UT) (11/12/2025)
	4		Isaac Hawkins vs Westminster (UT) (11/12/2025)
TURNOVERS	8		Isaac Davis vs Weber St. (12/17/2025)
	7		Trevan Leonhardt vs Abilene Christian (02/28/2026)
	7		Trevan Leonhardt at Tarleton St. (01/29/2026)
FOULS	5		Jackson Holcombe vs Abilene Christian (02/28/2026)
	5		Braden Housley vs UT Arlington (02/07/2026)
	5		Isaac Davis at California Baptist (01/24/2026)
	5		Tyler Hendricks vs Utah Tech (01/10/2026)
	5		Tyler Hendricks at Tarleton St. (01/01/2026)
	5		Isaac Davis at San Diego St. (12/03/2025)

Opponent Individual Game Highs

POINTS	47		Dominique Daniels Jr. at California Baptist (01/24/2026)
	36		Dior Johnson at Tarleton St. (01/01/2026)
	27		Zaon Collins at Fresno St. (11/15/2025)
	26		Cam McDowell at Tarleton St. (01/01/2026)
	26		Edwin Suarez Jr. vs Weber St. (12/17/2025)
FIELD GOALS MADE	13		Dominique Daniels Jr. at California Baptist (01/24/2026)
	12		Dior Johnson at Tarleton St. (01/01/2026)
FIELD GOAL ATTEMPTS	21		Dominique Daniels Jr. at California Baptist (01/24/2026)
	21		Dior Johnson at Tarleton St. (01/01/2026)
FIELD GOAL PERCENTAGE (min 5 made)	1.000	(5-5)	Dario Domingos vs Utah Tech (01/10/2026)
	.833	(10-12)	Zaon Collins at Fresno St. (11/15/2025)
3 PT FG MADE	7		Cole Kadoguchi vs Westminster (UT) (11/12/2025)
	4		Jaiden Feroah at Southern Utah (01/21/2026)
	4		Cameron Durr vs Bethesda (CA) (12/20/2025)
3 PT FG ATTEMPTS	12		Cameron Durr vs Bethesda (CA) (12/20/2025)
	10		Cole Kadoguchi vs Westminster (UT) (11/12/2025)
3 PT FG PERCENTAGE (min 2 made)	1.000	(3-3)	Zy Wright vs Abilene Christian (02/05/2026)
	1.000	(2-2)	Lorenzo Abellar at Southern Utah (01/21/2026)
	1.000	(2-2)	Marvin McGhee IV vs UC Santa Barbara (N) (12/13/2025)
	1.000	(2-2)	Caleb Van De Griend vs Idaho St. (12/10/2025)
	1.000	(2-2)	Cameron Faas at Fresno St. (11/15/2025)
FREE THROWS MADE	18		Dominique Daniels Jr. at California Baptist (01/24/2026)
	12		Cam McDowell at Tarleton St. (01/01/2026)
FREE THROW ATTEMPTS	21		Dominique Daniels Jr. at California Baptist (01/24/2026)
	12		Cam McDowell at Tarleton St. (01/01/2026)
	12		Dior Johnson at Tarleton St. (01/01/2026)
FREE THROW PERCENTAGE (min 3 made)	1.000	(12-12)	Cam McDowell at Tarleton St. (01/01/2026)
	1.000	(8-8)	Chance Trujillo vs Utah Tech (01/10/2026)
	1.000	(8-8)	BJ Davis at San Diego St. (12/03/2025)
	1.000	(6-6)	Dominique Daniels Jr. vs California Baptist (12/29/2025)
	1.000	(5-5)	Dominique Daniels Jr. vs California Baptist (02/19/2026)
	1.000	(5-5)	Ocypher Owens at Tarleton St. (01/29/2026)
	1.000	(5-5)	Isaiah Cottrell at Southern Utah (01/21/2026)
	1.000	(5-5)	Bradyn Hubbard at Abilene Christian (01/03/2026)
	1.000	(4-4)	Rich Smith vs Abilene Christian (02/28/2026)
	1.000	(4-4)	Jayden Smoot vs UT Arlington (02/07/2026)
	1.000	(4-4)	Tanner Davis vs Utah Tech (01/10/2026)
	1.000	(4-4)	Joseph Venzant at Abilene Christian (01/03/2026)
	1.000	(4-4)	Josiah Shackelford at Bowling Green (12/06/2025)
	1.000	(4-4)	Damon Wilkinson vs South Dakota St. (N) (11/25/2025)
	1.000	(4-4)	Jurian Dixon vs UC Irvine (11/19/2025)
	1.000	(4-4)	Jovan Jester Jr. vs UC Irvine (11/19/2025)
	1.000	(4-4)	Tommy Ball vs Westminster (UT) (11/12/2025)
	1.000	(3-3)	Marcell McCreary at UT Arlington (02/21/2026)
	1.000	(3-3)	Kaia Isaac at Tarleton St. (01/29/2026)
	1.000	(3-3)	Bahsil Laster vs UT Arlington (01/17/2026)
REBOUNDS	13		Ocypher Owens vs Tarleton St. (02/26/2026)
	12		Isaiah Cottrell at Southern Utah (01/21/2026)
ASSISTS	7		Rich Smith vs Abilene Christian (02/05/2026)
	7		Rich Smith at Abilene Christian (01/03/2026)
STEALS	4		Joseph Venzant vs Abilene Christian (02/28/2026)
	4		Noah Bolanga at Utah Tech (02/12/2026)
	4		Bradyn Hubbard vs Abilene Christian (02/05/2026)
	4		Leroy Kelly IV at Tarleton St. (01/01/2026)
BLOCKED SHOTS	4		Rich Smith vs Abilene Christian (02/05/2026)
	3		Jonathan Griman at California Baptist (01/24/2026)
	3		Rene D'Amelio at California Baptist (01/24/2026)
	3		Pharaoh Compton at San Diego St. (12/03/2025)
	3		Matthew Mors vs South Dakota St. (N) (11/25/2025)
	3		Kyle Evans vs UC Irvine (11/19/2025)
TURNOVERS	6		Elijah Duval at Southern Utah (01/21/2026)
	6		Dominique Daniels Jr. vs California Baptist (12/29/2025)
	6		Colin Hayes vs Westminster (UT) (11/12/2025)
FOULS	5		Joseph Venzant vs Abilene Christian (02/05/2026)
	5		Bradyn Hubbard vs Abilene Christian (02/05/2026)
	5		Jonathan Griman at California Baptist (01/24/2026)
	5		Kaia Isaac at Tarleton St. (01/01/2026)
	5		Cade Norris vs Samford (N) (11/26/2025)
	5		Jac Mani at Fresno St. (11/15/2025)
	5		Cameron Faas at Fresno St. (11/15/2025)
	5		Wilson Jacques at Fresno St. (11/15/2025)
	5		Javan Buchanan at Boise St. (11/08/2025)

Team Game Highs

POINTS	116		West Coast Baptist (11/04/2025)
	109		Bethesda (CA) (12/20/2025)
	92		Utah Tech (01/10/2026)
	91		at Tarleton St. (01/01/2026)
	91		Westminster (UT) (11/12/2025)
FIELD GOALS MADE	47		West Coast Baptist (11/04/2025)
	45		Bethesda (CA) (12/20/2025)
FIELD GOAL ATTEMPTS	84		West Coast Baptist (11/04/2025)
	82		Bethesda (CA) (12/20/2025)
FIELD GOAL PERCENTAGE	.593	(32-54)	Westminster (UT) (11/12/2025)
	.586	(34-58)	Weber St. (12/17/2025)
3 PT FG MADE	13		West Coast Baptist (11/04/2025)
	11		UT Arlington (02/07/2026)
3 PT FG ATTEMPTS	33		West Coast Baptist (11/04/2025)
	29		Bethesda (CA) (12/20/2025)
3 PT FG PERCENTAGE	.500	(8-16)	at Tarleton St. (01/29/2026)
	.500	(7-14)	vs Samford (N) (11/26/2025)
FREE THROWS MADE	27		at Tarleton St. (01/01/2026)
	24		Utah Tech (01/10/2026)
FREE THROW ATTEMPTS	36		at Tarleton St. (01/01/2026)
	32		at California Baptist (01/24/2026)
FREE THROW PERCENTAGE	.938	(15-16)	at Tarleton St. (01/29/2026)
	.909	(20-22)	UT Arlington (02/07/2026)
REBOUNDS	67		West Coast Baptist (11/04/2025)
	65		Bethesda (CA) (12/20/2025)
ASSISTS	32		West Coast Baptist (11/04/2025)
	30		Bethesda (CA) (12/20/2025)
STEALS	15		California Baptist (02/19/2026)
	15		Utah Tech (01/10/2026)
	15		vs South Dakota St. (N) (11/25/2025)
BLOCKED SHOTS	10		California Baptist (02/19/2026)
	10		Weber St. (12/17/2025)
	10		vs Samford (N) (11/26/2025)
	10		Westminster (UT) (11/12/2025)
TURNOVERS	22		at Abilene Christian (01/03/2026)
	20		Abilene Christian (02/05/2026)
	20		at Tarleton St. (01/29/2026)
FOULS	28		at Boise St. (11/08/2025)
	25		at California Baptist (01/24/2026)

Opponent Team Game Highs

POINTS	101		at Boise St. (11/08/2025)
	85		at Abilene Christian (01/03/2026)
	85		at Tarleton St. (01/01/2026)
	84		at Southern Utah (01/21/2026)
	81		at Utah Tech (02/12/2026)
FIELD GOALS MADE	34		at Abilene Christian (01/03/2026)
	32		at Boise St. (11/08/2025)
FIELD GOAL ATTEMPTS	67		vs Samford (N) (11/26/2025)
	66		Tarleton St. (02/26/2026)
FIELD GOAL PERCENTAGE	.565	(26-46)	at Fresno St. (11/15/2025)
	.544	(31-57)	at Utah Tech (02/12/2026)
3 PT FG MADE	12		at Southern Utah (01/21/2026)
	11		Southern Utah (01/08/2026)
	11		Bethesda (CA) (12/20/2025)
3 PT FG ATTEMPTS	37		Bethesda (CA) (12/20/2025)
	27		vs Samford (N) (11/26/2025)
3 PT FG PERCENTAGE	.556	(10-18)	Abilene Christian (02/05/2026)
	.533	(8-15)	Tarleton St. (02/26/2026)
FREE THROWS MADE	28		at Tarleton St. (01/01/2026)
	27		at Boise St. (11/08/2025)
FREE THROW ATTEMPTS	34		at Boise St. (11/08/2025)
	32		at Tarleton St. (01/01/2026)
FREE THROW PERCENTAGE	.923	(12-13)	at Abilene Christian (01/03/2026)
	.900	(18-20)	Utah Tech (01/10/2026)
REBOUNDS	42		at Southern Utah (01/21/2026)
	39		at California Baptist (01/24/2026)
ASSISTS	20		Utah Tech (01/10/2026)
	20		at Abilene Christian (01/03/2026)
STEALS	13		Abilene Christian (02/28/2026)
	13		at Tarleton St. (01/29/2026)
	13		at Abilene Christian (01/03/2026)
	13		at Bowling Green (12/06/2025)
BLOCKED SHOTS	7		at California Baptist (01/24/2026)
	7		UC Irvine (11/19/2025)
TURNOVERS	23		California Baptist (12/29/2025)
	21		vs South Dakota St. (N) (11/25/2025)
	21		Westminster (UT) (11/12/2025)
FOULS	26		at Tarleton St. (01/01/2026)
	24		at Fresno St. (11/15/2025)

Team Game Lows

POINTS	65		California Baptist (02/19/2026)
	66		at UT Arlington (02/21/2026)
	66		at San Diego St. (12/03/2025)
	68		Abilene Christian (02/05/2026)
	68		at Abilene Christian (01/03/2026)
	68		vs UC Santa Barbara (N) (12/13/2025)
FIELD GOALS MADE	23		at California Baptist (01/24/2026)
	23		vs UC Santa Barbara (N) (12/13/2025)
	23		at San Diego St. (12/03/2025)
FIELD GOAL ATTEMPTS	46		Abilene Christian (02/28/2026)
	47		at Abilene Christian (01/03/2026)
FIELD GOAL PERCENTAGE	.371	(26-70)	at Southern Utah (01/21/2026)
	.377	(23-61)	at California Baptist (01/24/2026)
3 PT FG MADE	1		at UT Arlington (02/21/2026)
	2		at California Baptist (01/24/2026)
3 PT FG ATTEMPTS	14		at UT Arlington (02/21/2026)
	14		California Baptist (02/19/2026)
	14		California Baptist (12/29/2025)
	14		vs Samford (N) (11/26/2025)
	14		UC Irvine (11/19/2025)
3 PT FG PERCENTAGE	.071	(1-14)	at UT Arlington (02/21/2026)
	.100	(2-20)	at California Baptist (01/24/2026)
FREE THROWS MADE	9		California Baptist (12/29/2025)
	9		vs South Dakota St. (N) (11/25/2025)
	9		West Coast Baptist (11/04/2025)
FREE THROW ATTEMPTS	11		vs South Dakota St. (N) (11/25/2025)
	11		West Coast Baptist (11/04/2025)
FREE THROW PERCENTAGE	.440	(11-25)	UC Irvine (11/19/2025)
	.450	(9-20)	California Baptist (12/29/2025)
REBOUNDS	21		California Baptist (12/29/2025)
	24		UT Arlington (02/07/2026)
ASSISTS	10		at California Baptist (01/24/2026)
	11		at UT Arlington (02/21/2026)
	11		at Boise St. (11/08/2025)
STEALS	4		at Tarleton St. (01/01/2026)
	5		at Boise St. (11/08/2025)
BLOCKED SHOTS	1		at California Baptist (01/24/2026)
	1		at San Diego St. (12/03/2025)
TURNOVERS	8		California Baptist (12/29/2025)
	8		West Coast Baptist (11/04/2025)
FOULS	8		Bethesda (CA) (12/20/2025)
	13		California Baptist (02/19/2026)
	13		Weber St. (12/17/2025)

Opponent Team Game Lows

POINTS	35		West Coast Baptist (11/04/2025)
	45		vs Samford (N) (11/26/2025)
	46		California Baptist (02/19/2026)
	48		Bethesda (CA) (12/20/2025)
	52		vs South Dakota St. (N) (11/25/2025)
FIELD GOALS MADE	11		West Coast Baptist (11/04/2025)
	15		at Tarleton St. (01/29/2026)
FIELD GOAL ATTEMPTS	39		UT Arlington (02/07/2026)
	45		California Baptist (12/29/2025)
FIELD GOAL PERCENTAGE	.177	(11-62)	West Coast Baptist (11/04/2025)
	.250	(16-64)	Bethesda (CA) (12/20/2025)
3 PT FG MADE	1		UT Arlington (02/07/2026)
	3		California Baptist (12/29/2025)
	3		vs UC Santa Barbara (N) (12/13/2025)
3 PT FG ATTEMPTS	9		UT Arlington (02/07/2026)
	12		California Baptist (12/29/2025)
3 PT FG PERCENTAGE	.111	(1-9)	UT Arlington (02/07/2026)
	.154	(4-26)	vs South Dakota St. (N) (11/25/2025)
FREE THROWS MADE	5		Bethesda (CA) (12/20/2025)
	5		vs Samford (N) (11/26/2025)
FREE THROW ATTEMPTS	8		Bethesda (CA) (12/20/2025)
	9		California Baptist (02/19/2026)
FREE THROW PERCENTAGE	.417	(5-12)	vs Samford (N) (11/26/2025)
	.467	(7-15)	Abilene Christian (02/05/2026)
REBOUNDS	22		UT Arlington (02/07/2026)
	23		Bethesda (CA) (12/20/2025)
ASSISTS	4		at California Baptist (01/24/2026)
	6		West Coast Baptist (11/04/2025)
STEALS	3		at Southern Utah (01/21/2026)
	3		California Baptist (12/29/2025)
	3		West Coast Baptist (11/04/2025)
BLOCKED SHOTS	0		Weber St. (12/17/2025)
	0		West Coast Baptist (11/04/2025)
TURNOVERS	9		at Tarleton St. (01/01/2026)
	9		Weber St. (12/17/2025)
	9		at Boise St. (11/08/2025)
FOULS	10		West Coast Baptist (11/04/2025)
	11		Bethesda (CA) (12/20/2025)

UVU IN THE NATIONAL STAT RANKINGS

NCAA Statistics

Utah Valley - 2025-26 Men's Basketball Ranking Summary thru games 03/02/2026

Statistic	National Rank	Conference Rank	Value	National Leader	Value	Conference Leader	Value
Assist/Turnover Ratio (361 ranked)	122	1	1.31	Purdue	2.18	Utah Valley	1.31
Assists Per Game (361 ranked)	6	1	18.8	Cornell	21.1	Utah Valley	18.8
Bench Points per game (361 ranked)	113	4	23.93	Tarleton St.	38.83	Tarleton St.	38.83
Blocks Per Game (361 ranked)	8	1	5.8	Georgia	6.4	Utah Valley	5.8
Effective FG pct (361 ranked)	29	1	0.560	Liberty	0.617	Utah Valley	0.560
Fastbreak Points (361 ranked)	60	2	13.28	Georgia	20.34	Tarleton St.	14.97
Field Goal Percentage (361 ranked)	12	1	50.4	Miami (OH)	52.7	Utah Valley	50.4
Field Goal Percentage Defense (361 ranked)	29	1	40.6	Saint Louis	36.9	Utah Valley	40.6
Fouls Per Game (361 ranked)	243	3	18.2	South Alabama	12.6	Utah Tech	16.0
Free Throw Attempts Per Game (361 ranked)	190	5	20.4	South Fla.	27.9	Tarleton St.	23.1
Free Throw Percentage (361 ranked)	269	7	69.8	Saint Mary's (CA)	80.3	Tarleton St.	75.2
Free Throws Made Per Game (361 ranked)	208	5	14.2	South Fla.	20.8	Tarleton St.	17.4
Rebound Margin (361 ranked)	35	2	5.7	Florida	14.3	California Baptist	7.3
Rebounds (Defensive) Per Game (361 ranked)	147	3	24.97	Saint Louis	30.59	California Baptist	26.03
Rebounds (Offensive) Per Game (361 ranked)	81	3	12.03	Tennessee	16.10	California Baptist	14.34
Rebounds Per Game (361 ranked)	89	3	37.00	Florida	45.41	California Baptist	40.38
Scoring Defense (361 ranked)	28	1	67.0	UNI	61.1	Utah Valley	67.0
Scoring Margin (361 ranked)	21	1	13.1	Duke	20.6	Utah Valley	13.1
Scoring Offense (361 ranked)	87	1	80.1	Alabama	92.1	Utah Valley	80.1
Steals Per Game (361 ranked)	6	3	9.8	High Point	11.1	Tarleton St.	10.5
Three Point Attempts Per Game (361 ranked)	299	3	19.7	Alabama	35.6	Utah Tech	22.6
Three Point Percentage (361 ranked)	214	3	33.5	Saint Louis	40.9	Southern Utah	35.0
Three Point Percentage Defense (361 ranked)	172	4	33.6	UT Arlington	27.3	UT Arlington	27.3
Three Pointers Per Game (361 ranked)	297	3	6.6	Alabama	12.9	Utah Tech	7.8
Turnover Margin (361 ranked)	104	3	1.2	High Point	7.5	Tarleton St.	3.2
Turnovers Forced Per Game (361 ranked)	6	3	15.55	Tarleton St.	17.73	Tarleton St.	17.73
Turnovers Per Game (361 ranked)	348	6	14.4	Houston	8.3	Utah Tech	12.2
Winning Percentage (361 ranked)	31	1	75.9	Miami (OH)	100.0	Utah Valley	75.9

UVU IN THE NATIONAL STAT RANKINGS

Statistic	Player	National Rank	Conference Rank	Value	National Leader	Value	Conference Leader	Value
Assist/Turnover Ratio (350 ranked)	Trevan Leonhardt Jackson Holcombe	150 316	1 4	2.15 1.49	Sam Hoiberg, Nebraska	5.04	Trevan Leonhardt, Utah Valley	2.15
Assists (348 ranked)	Trevan Leonhardt Jackson Holcombe	25 225	1 4	172 104	Jeremy Fears Jr., Michigan St.	264	Trevan Leonhardt, Utah Valley	172
Assists Per Game (350 ranked)	Trevan Leonhardt Jackson Holcombe	25 234	1 5	5.9 3.6	Jeremy Fears Jr., Michigan St.	9.1	Trevan Leonhardt, Utah Valley	5.9
Blocks (348 ranked)	Isaac Hawkins Jackson Holcombe	87 102	2 3	42 41	Kyle Evans, UC Irvine	102	Jaiden Feroah, Southern Utah	49
Blocks Per Game (350 ranked)	Isaac Hawkins Jackson Holcombe	89 105	2 3	1.45 1.41	Kyle Evans, UC Irvine	3.40	Jaiden Feroah, Southern Utah	1.69
Double Doubles (266 ranked)	Jackson Holcombe	54	1	8	Delrecco Gillespie, Kent St.	21	Jackson Holcombe, Utah Valley	8
Field Goal Attempts (348 ranked)					Jordan Riley, East Carolina	546	Dominique Daniels Jr., California Baptist	496
Field Goal Percentage (350 ranked)	Jackson Holcombe	67	2	54.1	Aidan Kehoe, Navy	73.6	Ethan Potter, Utah Tech	59.1
Field Goals (339 ranked)	Jackson Holcombe	142	3	170	PJ Haggerty, Kansas St.	255	Dominique Daniels Jr., California Baptist	209
Free Throw Attempts (343 ranked)	Jackson Holcombe	142	3	153	Baraka Okojie, Mercer	266	Dominique Daniels Jr., California Baptist	190
Free Throw Percentage (350 ranked)					Isaiah Moses, Eastern Wash.	93.5	Marcell McCreary, UT Arlington	83.9
Free Throws (349 ranked)	Jackson Holcombe	246	4	102	Baraka Okojie, Mercer	218	Dominique Daniels Jr., California Baptist	157
Minutes Per Game (350 ranked)	Trevan Leonhardt	148	2	33:28	Christian Bliss, Delaware	39:54	Dominique Daniels Jr., California Baptist	36:25
Points (350 ranked)	Jackson Holcombe	270	4	447	AJ Dybantsa, BYU	722	Dominique Daniels Jr., California Baptist	623
Points Per Game (1496 ranked)	Jackson Holcombe Trevan Leonhardt Tyler Hendricks Isaac Davis	259 726 736 916	4 13 14 15	15.4 11.8 11.8 10.9	AJ Dybantsa, BYU	24.9	Dominique Daniels Jr., California Baptist	22.3
Rebounds (346 ranked)	Jackson Holcombe	133	2	209	Justin Neely, UNC Greensboro	352	Ethan Potter, Utah Tech	245
Rebounds (Defensive) Per Game (349 ranked)	Jackson Holcombe Trevan Leonhardt	159 191	4 5	4.79 4.62	Justin Neely, UNC Greensboro	8.87	Ethan Potter, Utah Tech	5.55
Rebounds (Offensive) Per Game (349 ranked)	Jackson Holcombe Isaac Davis	158 262	2 7	2.41 2.14	Frank Mitchell, St. Bonaventure	4.38	Bradey Henige, California Baptist	2.71
Rebounds Per Game (349 ranked)	Jackson Holcombe	133	2	7.2	Rueben Chinyelu, Florida	11.7	Ethan Potter, Utah Tech	7.9
Steals (326 ranked)	Jackson Holcombe Trevan Leonhardt	9 21	1 2	69 62	Javontae Campbell, Bowling Green	93	Jackson Holcombe, Utah Valley	69
Steals Per Game (350 ranked)	Jackson Holcombe Trevan Leonhardt Braden Housley	10 20 338	1 2 11	2.38 2.14 1.30	Javontae Campbell, Bowling Green	3.10	Jackson Holcombe, Utah Valley	2.38
Three Point Attempts (347 ranked)					TJ Johnson, VMI	301	Chance Trujillo, Utah Tech	188
Three Point Percentage (119 ranked)					Milan Momcilovic, Iowa St.	50.2		
Three Pointers Per Game (347 ranked)	Tyler Hendricks	239	2	2.14	Jadin Booth, Samford	4.10	Chance Trujillo, Utah Tech	2.17
Total 3-point FGM (348 ranked)	Tyler Hendricks	258	2	60	Jadin Booth, Samford	119	Chance Trujillo, Utah Tech	65
Triple Doubles (3 ranked)					Joshua Jefferson, Iowa St. B.J. Edwards, SMU	2 2		

The Last Time....

Four players scored in double figures	2/26/2026	vs Tarleton State	Isaac Davis 24, Tyler Hendricks 12, Jackson Holcombe 11, Trevan Leonhardt 11, Isaac Hawkins 10
Five players scored in double figures	2/26/2026	vs Tarleton State	Isaac Davis 24, Tyler Hendricks 12, Jackson Holcombe 11, Trevan Leonhardt 11, Isaac Hawkins 10
Six players scored in double figures	3/1/2025	vs Southern Utah	Dominick Nelson 17, Tanner Toolson 17, Cory Wells 12, Carter Welling 11, Ethan Potter 11, Jackson Holcombe 10
No players scored in double figures	11/29/2014	at UC Davis	
No opposing players scored in double figures	1/18/2023	vs Abilene Christian	
Ten or more players score a point	1/29/2026	at Tarleton State	11 players
One player recorded a double-double	2/21/2026	at UT Arlington	Jackson Holcombe 19 points, 10 rebounds, Trevan Leonhardt 13 points, 10 rebounds
Two players recorded a double-double	2/21/2026	at UT Arlington	Jackson Holcombe 19 points, 10 rebounds, Trevan Leonhardt 13 points, 10 rebounds
One player recorded a triple double	3/3/2023	vs Stephen F. Austin	Trey Woodbury 11 points, 11 assists, 11 rebounds
Two double-digit rebounders	2/21/2026	at UT Arlington	Jackson Holcombe 10, Trevan Leonhardt 10
Two players fouled out	11/8/2025	at Boise State	Isaac Davis, Braden Housley, Isaac Hawkins
Three or more players foulded out	11/8/2025	at Boise State	Isaac Davis, Braden Housley, Isaac Hawkins
A UVU player received a technical foul	2/7/2026	vs UT Arlington	Isaac Davis
An opposing player received a technical foul	2/26/2026	vs Tarleton State	Dior Johnson
A UVU coach received a technical foul	1/26/2024	at Seattle U	
An opposing coach received a technical foul	2/8/2025	vs Tarleton State	
At least two players scored 20+ points	1/10/2026	vs Utah Tech	Trevan Leonhardt 26, Isaac Davis 23
Three players scored 20+ points	1/15/2021	at Seattle U	Fardaws Aimaq 29, Jamison Overton 21, Trey Woodbury 20
Four players scored 20+ points	11/26/2016	at BYU	Isaac Neilson 26, Brandon Randolph 21, Conner Toolson 21, Jordan Poydras 20
Two players scored 25+ points	12/28/2010	vs Florida International	Isiah Williams 26, Holton Hunsaker 25
A player scored 30+ points	3/15/2023	at New Mexico	Justin Harmon 32
A player scored 40+ points	1/29/2009	at Chicago State	Ryan Toolson 63
Opposing player scored 30+ points	1/24/2026	at California Baptist	Dominique Daniels Jr 47
Opposing player scored 40+ points	1/24/2026	at California Baptist	Dominique Daniels Jr 47
A player attempted 20 or more field goals	1/24/2026	at California Baptist	Jackson Holcombe 7-21

A player had five or more steals	2/19/2026	vs California Baptist	Jackson Holcombe 5
A player had five or more blocks	12/21/2024	at Weber State	Carter Welling 5
A player had 10+ assists	12/13/2025	vs UC Santa Barbara	Trevan Leonhardt 10
A player made 10+ free thows	1/1/2026	at Tarleton State	Trevan Leonhardt 11-14, Jackson Holcombe 10-11
A player shot 100% at the free throw line (min 5 FTA)	2/7/2026	vs UT Arlington	Isaac Hawkins 5-5
A player shot 100% from the floor (min 5 FGA)	2/7/2026	vs UT Arlington	Tyler Hendricks 7-7
A player shot 100% on threes (min 3 3FGA)	2/7/2026	vs UT Arlington	Tyler Hendricks 4-4
Did not make a three point field goal	3/7/2024	at Tarleton State	0-12
Opponent did not make a 3FG	1/22/2022	vs Lamar	0-9
UVU had ten or fewer turnovers	2/26/2026	vs Tarleton State	9
UVU had 8 or fewer turnovers	12/29/2025	vs California Baptist	8
UVU had 5 or fewer turnovers	2/6/2025	vs UT Arlington	4
UVU committed 20+ turnovers	2/5/2026	vs Abilene Christian	20
UVU committed 10 or less team fouls in a game	12/20/2025	vs Bethesda	8
UVU scored 90 points	1/10/2026	vs Utah Tech	92
UVU scored 100 points	12/20/2025	vs Bethesda	109
UVU scored 110 points	11/4/2025	vs West Coast Baptist	116
UVU scored 120 points	1/29/2009	at Chicago State	123
Opponent scored 90 points	11/8/2025	at Boise State	101
Opponent scored 100 points	11/8/2025	at Boise State	101
Opponent scored 110 points	1/29/2009	at Chicago State	121
UVU scored less than 50 points in a game	11/15/2023	at Charlotte	45
Held opponent to less than 50 points in a game	2/19/2026	vs California Baptist	46
UVU scored less than 40 points in a game	2/19/2015	vs New Mexico State	38
Held opponent to less than 40 points in a game	11/4/2025	vs West Coast Baptist	35
Shot 60% from the field	3/1/2025	vs Southern Utah	39-65, 60.0%
Shot 70% from the field in a half	1/27/2022	at Chicago State	16-21, 76.2%
Shot less than 30% from the field	3/13/2021	vs New Mexico State	17-57, 29.8%
Opponent shot less then 30% from the field	2/19/2026	vs California Baptist	17-58, 29.3%
Opponent shot less then 20% from the field	11/4/2025	vs West Coast Baptist	11-62, 17.7%
UVU shot 30+ free throws	1/24/2026	at California Baptist	23-32, 71.9%
UVU shot 40+ free throws	3/8/2025	at Tarleton State	27-40, 67.5%
Opponent shot 30+ free throws	1/24/2026	at California Baptist	22-31, 70.0%
Opponent shot 30+ free throws	11/8/2025	at Boise State	27-34, 79.4%

The Last Time....

Shot 100% from the free throw line	3/19/2023	at Colorado	6-6, 100.0%
Shot less than 50% from the free throw line	12/29/2025	vs California Baptist	9-20, 45.0%
Made 10 three pointers in a half	2/21/2019	vs Chicago State	11-16
Made 15 three pointers in a game	2/21/2019	vs Chicago State	16-27
Shot 60% on three pointers	2/12/2022	vs New Mexico State	9-15, 60.0%
Opponent scored less than 20 points in the first half	12/13/2025	vs UC Santa Barbara	15
Opponent scored less than 20 points in the second half	11/4/2025	vs West Coast Baptist	19
UVU scored less than 20 points in the first half	1/23/2020	at CSU Bakersfield	19
UVU scored less than 20 points in the second half	3/12/2015	vs CSU Bakersfield	18
Opponent scored 50+ points in a half	11/8/2025	at Boise State	55
UVU scored 50+ points in the first half	12/20/2025	vs Bethesda	52
UVU scored 50+ points in the second half	2/12/2026	at Utah Tech	52
UVU scored 60+ points in a half	1/10/2026	vs Utah Tech	61
Won by 50+ points	12/20/2025	vs Bethesda	61, 109-48 W
Won by 40+ points	12/20/2025	vs Bethesda	61, 109-48 W
Won by 30+ points	12/20/2025	vs Bethesda	61, 109-48 W
Won by 25+ points	1/29/2026	at Tarleton State	28, 83-55 W
Lost by 35+ points	11/12/2013	at Oklahoma State	40-93 L
Lost by 30+ points	1/11/2020	at Seattle U	50-83 L
Lost by 25+ points	1/11/2020	at Seattle U	50-83 L
Played an overtime game	2/20/2025	at Utah Tech	79-77 W OT
Won in overtime	2/20/2025	at Utah Tech	79-77 W OT
Lost in overtime	3/13/2024	vs California Baptist	63-74 L OT
Played a double overtime game	3/10/2017	vs CSU Bakersfield	80-81 L 4OT
Played a triple overtime game	3/10/2017	vs CSU Bakersfield	80-81 L 4OT
Won 10 straight games	2/6/25-3/14/25	vs UT Arlington, vs Tarleton State, at Southern Utah, at Utah Tech, vs Seattle U, vs Southern Utah, at Abilene Christian, at Tarleton State, vs Utah Tech, vs Seattle U	10 games
Won 8 straight games	2/6/25-3/14/25	vs UT Arlington, vs Tarleton State, at Southern Utah, at Utah Tech, vs Seattle U, vs Southern Utah, at Abilene Christian, at Tarleton State, vs Utah Tech, vs Seattle U	10 games
Won 5 straight games	12/6/25-1/1/26	at Bowling Green, vs Idaho State, vs UC Santa Barbara, vs Weber State, vs Bethesda, vs California Baptist, at Tarleton State	7 games
Lost three straight games	11/27/24-12/7/24	at Samford, vs North Dakota St, at Stanford, at James Madison	4 games

Lost four straight games	11/27/24-12/7/24	at Samford, vs North Dakota St, at Stanford, at James Madison	4 games
Lost five straight games	11/26/19-12/14/19	at Mount St. Mary's, at Colorado State, vs Weber State, at Southern Utah, vs Northern Arizona	5 games
Lost when having led by 10	11/15/2025	at Fresno State	12
Lost when having led by 20	3/10/2023	vs Southern Utah	23
Won when having trailed by 10+	2/28/2026	vs Abilene Christian	10
Won when having trailed by 20+	1/12/2019	vs Seattle U	20
Won when having trailed by 25+	11/23/2016	at Denver	27
Never trailed	2/19/2026	vs California Baptist	65-46 W
Never led	2/12/2026	at Utah Tech	77-81 L
Played in an NIT game	3/19/2025	at San Francisco	70-79 L
Played in a CBI game	3/25/2019	at South Florida	57-66 L
Won a postseason game	3/22/2023	vs Cincinnati	74-68 W
Won multiple postseason games	3/15/17-3/20/17, 3/22/23	at New Mexico, at Colorado, vs Cincinnati	
Played in a CIT game	3/3/2012	vs Weber State	69-72 L
Won a share of a regular season conference title	2024-2025		
Won an outright regular season conference title	2024-2025		
Won an outright regular season conference title	2022-2023		

Current Streaks

Overall	W4	W11
Home	W27	W27
Road	W1	W7
Games with a made 3	64	289
Games with a made 3	63	289
Consecutive Made Free Throws		
Player	Active	All-Time
Noah Taitz	3	11
Trevan Leonhardt	3	10
Tyler Hendricks	2	14
Sherman Weatherspoon IV	2	3
Jackson Holcombe	1	7
Isaac Davis	0	17
Isaac Hawkins	0	15
Hayden Welling	0	11
Braden Housley	0	8
Tyler Medaris	0	4
Tyler Weaver	0	2
Joul Karram	0	1
AJ Dixon	0	0
AJ Riggs	0	0
Jaxson Roberts	0	0
Consecutive Games with a three-point field goal		
Player	Active	All-Time
Sherman Weatherspoon IV	4	4
Noah Taitz	2	8
Trevan Leonhardt	2	7
Isaac Davis	2	2
Braden Housley	1	4
Tyler Weaver	1	1
Tyler Hendricks	0	10
Hayden Welling	0	4
AJ Riggs	0	2
Jackson Holcombe	0	1
Isaac Hawkins	0	1
AJ Dixon	0	0
Joul Karram	0	0
Tyler Medaris	0	0
Jaxson Roberts	0	0

Offensive Trends

2025-2026 Scoring by Half (UVU-Opponent)												
Opponent	1st half	Margin	FG%	2nd half	Margin	FG%	OT	Margin	FG%	Final	Margin	FG%
West Coast Baptist	64 - 16	58	59.0 - 17.6	52 - 19	33	53.3 - 17.9	-	-	-	116 - 35	81	56.0 - 17.7
Boise State	35 - 46	-11	50.0 - 50.0	42 - 55	-13	48.3 - 58.1	-	-	-	77 - 101	-24	49.1 - 54.2
Westminster	43 - 29	14	57.7 - 29.6	48 - 31	17	60.7 - 32.1	-	-	-	91 - 60	31	59.3 - 30.9
Fresno State	40 - 33	7	50.0 - 52.4	34 - 42	-8	54.2 - 60.0	-	-	-	74 - 75	-1	52.0 - 56.5
UC Irvine	31 - 27	4	41.2 - 33.8	48 - 45	3	65.4 - 45.7	-	-	-	79-72	7	51.7 - 39.7
South Dakota State	29 - 24	5	35.5 - 29.6	46 - 28	18	58.1 - 37.0	-	-	-	75 - 52	23	46.8 - 33.3
Samford	42 - 14	28	54.5 - 20.7	47 - 31	16	58.6 - 28.9	-	-	-	89 - 45	44	56.5 - 25.4
San Diego State	32 - 33	-1	42.3 - 35.5	34 - 44	-10	41.4 - 56.0	-	-	-	66 - 77	-11	41.8 - 44.6
Bowling Green	38 - 31	7	48.4 - 45.2	44 -40	4	68.0 - 41.9	-	-	-	82 - 71	11	57.1 - 43.5
Idaho State	36 - 32	4	40.0 - 44.4	37 - 37	0	61.9 - 42.9	-	-	-	73 - 69	4	48.2 - 43.6
UC Santa Barbara	37 - 15	22	50.0 - 19.0	31 - 38	-7	46.9 - 32.3	-	-	-	68 - 53	15	40.4 - 35.8
Weber State	40 - 32	8	55.2 - 41.9	50 - 42	8	62.1 - 48.4	-	-	-	90 - 74	16	58.6 - 45.2
Bethesda	52 - 23	29	45.7 - 27.3	57 - 25	32	66.7 - 22.6	-	-	-	109 - 48	61	54.9 - 25.0
California Baptist	33 - 39	-6	48.3 - 65.0	40 - 27	13	59.3 - 40.0	-	-	-	73 - 66	7	53.6 - 51.1
Tarleton State	43 - 40	3	57.7 - 41.4	48 - 45	3	51.9 - 42.4	-	-	-	91 - 85	6	54.7 - 41.9
Abilene Christian	36 - 41	-5	50.0 - 50.0	32 - 42	-12	52.4 - 57.6	-	-	-	68 - 85	-17	51.1 - 54.0
Southern Utah	46 - 39	7	52.8 - 46.7	43 - 33	10	56.7 - 36.7	-	-	-	89 - 72	17	54.5 - 41.7
Utah Tech	31 - 30	1	33.3 - 42.3	61 - 46	15	65.6 - 51.7	-	-	-	92 - 76	16	50.0 - 47.3
UT Arlington	46 - 28	18	58.6 - 32.0	40 - 46	-6	51.6 - 48.4	-	-	-	86 - 74	12	53.3 - 42.9
Southern Utah	34 - 35	-1	38.2 - 48.3	36 - 49	-13	36.1 - 53.8	-	-	-	70 - 84	-14	37.1 - 50.9
California Baptist	28 - 24	4	39.3 - 42.9	37 - 41	-4	44.0 - 48.0	6 - 13	-7	12.5 - 66.7	71 - 78	-7	37.7 - 48.1
Tarleton State	35 - 32	3	52.0 - 31.0	48 - 23	25	58.6 - 25.0	-	-	-	83 - 55	28	55.6 - 28.3
Abilene Christian	26 - 24	2	34.8 - 36.4	42 - 31	11	64.3 - 39.3	-	-	-	68 - 55	13	51.0 - 38.0
UT Arlington	42 - 31	11	58.3 - 57.1	39 - 29	10	45.8 - 44.4	-	-	-	81 - 60	21	52.1 - 51.3
Utah Tech	25 - 42	-17	35.7 - 57.1	52 - 39	13	67.7 - 51.7	-	-	-	77 - 81	-4	52.5 - 54.4
California Baptist	29 - 22	7	41.9 - 30.0	36 - 24	12	43.1 - 28.6	-	-	-	65 - 46	19	43.1 - 29.3
UT Arlington	27 - 32	-5	29.7 - 37.0	39 - 22	17	53.6 - 30.4	-	-	-	66 - 54	12	40.0 - 34.0
Tarleton State	35 - 28	7	44.4 - 28.6	44 - 44	0	55.2 - 54.8	-	-	-	79 - 72	7	50.0 - 40.9
Abilene Christian	34 - 32	2	54.2 - 40.0	40 - 35	5	59.1 - 37.0	-	-	-	74 - 67	7	56.5 - 38.3
Southern Utah												
Utah Tech												
WAC TOURNEY												

2025-2026 Offensive Trends (UVU-Opponent)												
Opponent	Points/Paint (UVU/Opp)		Points Off TO (UVU/Opp)		2nd Chance Points (UVU/Opp)		Fastbreak Points (UVU/Opp)		Bench Points (UVU/Opp)		Big Run	Big Lead
West Coast Baptist	68	10	27	2	29	2	27	5	47	10	28/4	82/0
Boise State	42	40	13	29	10	15	16	13	30	41	5/8	0/26
Westminster	48	16	25	17	11	12	23	8	16	37	13/5	31/1
Fresno State	36	30	23	20	11	6	11	3	29	19	9/9	12/3
UC Irvine	50	30	13	10	15	16	7	6	18	32	10/6	12/1
South Dakota State	40	22	24	9	16	9	13	8	16	21	10/8	25/0
Samford	54	22	21	13	11	9	11	6	34	12	16/5	49/1
San Diego State	26	34	18	21	11	14	10	9	16	59	14/8	3/14
Bowling Green	44	42	13	20	8	13	18	9	25	25	7/7	26/2
Idaho State	42	22	20	14	11	6	17	3	16	22	16/6	7/12
UC Santa Barbara	28	28	16	8	11	11	9	10	22	24	9/6	22/0
Weber State	50	48	14	16	18	16	3	11	30	16	10/7	19/1
Bethesda	70	4	22	4	22	5	26	7	52	6	23/3	64/2
California Baptist	50	34	27	4	2	0	16	5	20	23	8/8	8/6
Tarleton State	44	34	9	26	11	13	11	18	37	65	12/7	8/6
Abilene Christian	32	46	15	21	10	8	14	18	18	18	7/9	8/19
Southern Utah	56	26	12	16	15	12	15	7	25	25	6/7	21/0
Utah Tech	46	36	23	17	15	11	17	7	21	18	10/12	18/5
UT Arlington	54	32	22	10	24	19	20	5	24	22	12/8	21/0
Southern Utah	40	30	18	17	17	12	6	6	17	12	9/9	3/14
California Baptist	38	36	19	15	9	8	5	18	11	17	8/7	6/7
Tarleton State	38	16	16	26	15	12	18	4	28	17	14/7	30/11
Abilene Christian	42	14	26	14	14	5	6	11	25	30	9/7	26/3
UT Arlington	24	26	18	13	12	5	9	6	30	33	10/8	25/6
Utah Tech	48	28	14	18	6	14	7	0	20	26	7/9	0/21
California Baptist	36	22	18	11	10	7	10	8	16	15	10/6	23/0
UT Arlington	46	24	13	12	21	5	6	12	15	17	9/7	11/14
Tarleton State	22	20	9	10	6	6	10	15	5	19	10/8	15/2
Abilene Christian	38	18	15	19	4	14	13	9	17	25	6/9	8/10
Southern Utah												
Utah Tech												
WAC TOURNEY												

2025-26 Plus/Minus

Player	Season	Minutes	Per Minute	Per 40
Isaac Davis	285	533	0.53	21.39
Jackson Holcombe	351	846	0.41	16.60
Jaxson Roberts	0	0	0.00	0.00
Sherman Weatherspoon IV	61	356	0.17	6.85
AJ Riggs	22	36	0.61	24.44
Noah Taitz	180	521	0.35	13.82
Hayden Welling	38	508	0.07	2.99
Braden Housley	201	600	0.34	13.40
Trevan Leonhardt	298	971	0.31	12.28
Tyler Weaver	27	98	0.28	11.02
Tyler Medaris	34	63	0.54	21.59
Tyler Hendricks	313	800	0.39	15.65
Isaac Hawkins	79	408	0.19	7.75
AJ Dixon	0	0	0.00	0.00
Joul Karram	5	41	0.12	4.88

RADIO/TV PHOTO ROSTER

Isaac Davis

F / 6-8 / 245 / So. - TR
Idaho Falls, Idaho
Utah State



Jackson Holcombe

G / 6-7 / 215 / RS-So. - 1V
Charleston, S.C.
Timpanogos High School



Jaxson Roberts

G / 6-2 / 185 / Fr. - HS
Draper, Utah
Corner Canyon HS

Sherman Weatherspoon VI

G / 6-3 / 185 / Jr. - TR
Bowie, Maryland
Frank Phillips College

AJ Riggs

G / 6-3 / 180 / So. - TR
Gilbert, Arizona
Fort Lewis College

Noah Taitz

G / 6-4 / 190 / RS-Gr. -1V
Las Vegas, Nevada
Loyola Marymount

Hayden Welling

F / 6-9 / 210 / Sr. - 1V
Draper, Utah
UC Irvine

Braden Housley

G / 6-4 / 195 / RS-So. - TR
Sandy, Utah
Utah State

Trevan Leonhardt

G / 6-5 / 175 / RS-Jr. - 2V
Kaysville, Utah
Davis HS



Tyler Weaver

F / 6-7 / 175 / RS-Fr. - HS
Aliso Viejo, California
Aliso Niguel HS

Tyler Medaris

F / 6-8 / 215 / RS-Fr. - HS
Middleton, Idaho
Middleton HS

Tyler Hendricks

G/F / 6-6 / 185 / RS-J. - TR
Fort Lauderdale, Florida
UCF



Isaac Hawkins

F / 6-10 / 195 / Jr. - TR
Fort Mill, South Carolina
College of Southern Idaho

AJ Dixon

G / 6-5 / 205 / Jr. - TR
Merrillville, Indiana
Western Illinois

Joul Karram

C / 6-11 / 240 / So. - TR
Nazareth, Israel
Utah

Todd Phillips

Head Coach
3rd Season