#BLUENITED | C-USA

MIDDLE TENNESSEE

WOMEN'S BASKETBALL

2024-25 MEDIA GUIDE




50
1975
2025
MIDDLE TENNESSEE
WOMEN'S BASKETBALL

TABLE OF CONTENTS



GENERAL INFORMATION

Table of Contents 1
Quick Facts 2
2024-25 Schedule 2
Roster Breakdown 3
Media Information 4-5
Opponent Information 6-7
TV/Photo Roster 8

MEET THE LADY RAIDERS

Elina Arike 10-11
Jada Grannum 12-13
Courtney Blakley 14-15
Anastasiia Boldyreva 16-17
Jalynn Gregory 18-19
Gracie Dodgen 20-21
Ta'Mia Scott 22-23
Gracie Hamby 24-25
Meioshe Mason 26-27
Emily Monson 28-29
Dora Van Rijs 30-31
Jada Harrison 32
Stanislava Kabernick 32
Savannah Davis 33
Ana Milanovic 33

COACHES/SUPPORT STAFF

Head Coach, Rick Insell 35-36
Associate Head Coach, Matt Insell 37-38
Assistant Coach, Kim Brewton 39
Assistant Coach, Nina Davis 40
Assistant Coach – Director of Analytics, Tom Hodges 41
Assistant Coach – Coord. of WBB Relations, Courtney Whitson 42
Support Staff 43-44

2023-24 SEASON IN REVIEW

Season Statistics 46-49
Game Results 50-58

CAREER STATS & RECORDS

Hall of Fame 60-62
All-Time Player Career Stats 63-67
2,000-Point Club 68
1,000-Point Club 68-71
Scoring Records 72
Field Goal Records 73
3-Point Field Goal Records 74
Free Throw Records 75
Rebounding Records 76
Assists Records 77
Steals Records 78
Blocks Records 79
Participation Records 80
Team Records 81-83
Class Records 84
Opponent Records 85
Miscellaneous Records 86-88
Year-by-Year Statistics 89

PROGRAM HISTORY

All-Time Letterwinners 91
All-Time Jersey Numbers 92
Awards & Honors 93-95
Coaching History 96
All-Americans 97
Blue Raiders in the WNBA 98
In-Season Tournament Results 99-100
Conference Championships 101
NCAA Tournament History 102-107
WNIT History 108-111
Post-Season Records 112-113
Annual Team History 114-130
Conference USA Series History 131
All-Time Series History 132-141

MURPHY CENTER

Charles M. Murphy Athletic Center 142-143
Blue Raider Traditions 144-145

MIDDLE TENNESSEE STATE UNIVERSITY

Middle Tennessee State University 146

CREDITS

Editorial: The 2024-25 Women's Basketball Media Information Guide is a product of the Athletic Communications Office and was written, edited, and designed by Jake Golob.

Mission Statement: The MTSU athletic program promotes excellence in athletics and provides academic and athletic opportunities for every student-athlete, the University, and the community. Building on tradition, the program advances the University's regional and national stature and creates opportunities for innovative partnerships throughout the region. Middle Tennessee State University continually works to maximize human, financial, and physical resources to create and heighten the quality of its sports programs.

1024-685/ MTSU. A Tennessee Board of Regents University, Middle Tennessee State University prohibits discrimination based on sex, race, color, national origin, or other protected categories. Report concerns to the Title VI/IX Coordinator. See the full policy at mtsu.edu/iec.

2024-25 SCHEDULE

QUICK FACTS

Location	Murfreesboro, Tenn.
Founded	1911
Enrollment	20, 095
Colors	Royal Blue & White
Nickname	Blue Raiders
Conference	Conference USA
Arena	Murphy Center
Capacity	11,520
President	Dr. Sidney A. McPhee
Faculty Athletics Rep.	Dr. Terry Whiteside
Director of Athletics	Chris Massaro
Associate AD/SWA	Diane Turnham

PROGRAM HISTORY

First Year of Basketball	1975-1976
All-Time Record	1028-455 (.692)
All-Time Conference Record	557-124 (.816)
Murphy Center All-Time Record	515-130 (.798)
CUSA Championships	**8**
Regular Season	3
Tournament Titles	5
NCAA Tournament	**21**
First Round	21
Second Round	6
Sweet 16	0
Elite 8	0
Final Four	0
National Championship Games	0
WNIT	**8**
Record	11-8
All-Americans	6
Freshman All-Americans	2
Nation's Leading Scorers	3
NCAA.com Starting Five	18
USBWA National Players of the Week	5
USBWA National Freshmen of the Week	5
All-Conference Selections	84
All-Conference First-Team Selections	51
Conference Players of the Year	11
Conference Freshman of the Year	9
Conference Newcomers of the Year	4
Conference Defensive Players of the Year	9
Conference Coach of the Year	8
Conference Tournament MVP's	18
Conference All-Tournament Team Selections	65
Conference Players of the Week	140

2023-24 IN REVIEW

Overall Record	30-5, 16-0 CUSA
CUSA Finish	Champions
CUSA Tournament Finish	Champions
NCAA Tournament	Second Round

COACHING STAFF

Head Coach	Rick Insell, 20th season
Record at MT (years)	463-156/.747 (19)
Overall Conference Record	279-52/.842 (19)
Associate Head Coach	Matt Insell, Seventh season
Assistant Coach	Kim Brewton, 15th season
Assistant Coach	Nina Davis, Fifth season
Assistant Coach	Tom Hodges, Third season
Assistant Coach	Courtney Whitson, First season
Administrative Assistant	Carey Haney
Strength & Conditioning Coach	Rachel Pike
Athletic Trainer	Johna Walker

2024-25 SCHEDULE

Date	Day	Opponent	Site	Time
Oct. 25	**Fri.**	**UT Southern (Exh.)**	**Murfreesboro, Tenn.**	**6:30 p.m.**
Oct. 30	**Wed.**	**Lindsey Wilson (Exh.)**	**Murfreesboro, Tenn.**	**6:30 p.m.**
Nov. 4	Mon.	at Northern Kentucky	Highland Heights, Ky.	5 p.m.
Nov. 8	**Fri.**	**Grand Canyon**	**Murfreesboro, Tenn.**	**6:30 p.m.**
Nov. 12	Tue.	at Tennessee	Knoxville, Tenn.	5:30 p.m.
Nov. 17	**Sun.**	**Alcorn State**	**Murfreesboro, Tenn.**	**2 p.m.**
Nov. 19	**Tue.**	**Tennessee Tech**	**Murfreesboro, Tenn.**	**6:30 p.m.**
Nov. 26	Tue.	at Florida A&M	Tallahassee, Fla.	11 a.m. or 12 p.m.
Nov. 28	*Thur.*	*[1] vs. Purdue*	*Fort Myers, Fla.*	*3:30 p.m.*
Nov. 30	*Sat.*	*[1] vs. Iowa State*	*Fort Myers, Fla.*	*12:30 p.m.*
Dec. 4	**Wed.**	**SIUE**	**Murfreesboro, Tenn.**	**11 a.m.**
Dec. 7	Sat.	at Belmont	Nashville, Tenn.	12 p.m.
Dec. 14	*Sat.*	*[2] vs. Kansas State*	*St. Josephs, Mo.*	*5 p.m.*
Dec. 17	Tue.	at Cal Baptist	Los Angeles, Calif.	8 p.m.
Dec. 29	Sun.	at Princeton	Princeton, N.J.	1 p.m.
Jan. 2	**Thur.**	**FIU**	**Murfreesboro, Tenn.**	**6:30 p.m.**
Jan. 4	**Sat.**	**Liberty**	**Murfreesboro, Tenn.**	**3 p.m.**
Jan. 9	Thur.	at Kennesaw State	Kennesaw, Ga.	6 p.m.
Jan. 11	Sat.	at Jax State	Jacksonville, Ala.	2:30 p.m.
Jan. 18	Sat.	at WKU	Bowling Green, Ky.	2 p.m.
Jan. 23	**Thur.**	**Sam Houston**	**Murfreesboro, Tenn.**	**6:30 p.m.**
Jan. 25	**Sat.**	**LA Tech**	**Murfreesboro, Tenn.**	**12 p.m.**
Jan. 30	Thur.	at NM State	Las Cruces, N.M.	7 p.m.
Feb. 1	Sat.	at UTEP	El Paso, Texas	2 p.m.
Feb. 6	**Thur.**	**Jax State**	**Murfreesboro, Tenn.**	**6:30 p.m.**
Feb. 8	**Sat.**	**Kennesaw State**	**Murfreesboro, Tenn.**	**5 p.m.**
Feb. 15	**Sat.**	**WKU**	**Murfreesboro, Tenn.**	**2 p.m.**
Feb. 20	Thur.	at LA Tech	Ruston, La.	6:30 p.m.
Feb. 22	Sat.	at Sam Houston	Huntsville, Texas	2 p.m.
Feb. 27	**Thur.**	**NM State**	**Murfreesboro, Tenn.**	**6:30 p.m.**
Mar. 1	**Sat.**	**UTEP**	**Murfreesboro, Tenn.**	**1 p.m.**
Mar. 6	Thur.	at Liberty	Lynchburg, Va.	6 p.m.
Mar. 8	Sat.	at FIU	Miami, Fla.	12 p.m.

Mar. 11-15	CUSA Championship – Huntsville, Ala.
Mar. 21-24	NCAA Tournament First & Second Rounds – Campus Site TBD
Mar. 28-31	NCAA Tournament Sweet 16 & Elite 8 – Birmingham, Ala. or Spokane, Wash.
Apr. 4	NCAA Tournament Final Four – Tampa Bay, Fla.
Apr. 6	NCAA Tournament National Championship – Tampa Bay, Fla.

All times Central and subject to change | Home games listed in **BOLD**
* Confernce USA Game
1 - Elevance Health Women's Fort Myers Tip-Off in Fort Myers, Florida
2 - 2024 Bill Snyder Women's Basketball Classic in St. Josephs, Missouri

ROSTER BREAKDOWN

NUMERICAL ROSTER

No.	Name	Pos.	Ht.	Yr.	Hometown (Previous School)
1	Courtney Blakely	G	5-8	Sr.	Gary, Ind. (Arizona)
2	Anastasiia Boldyreva	C	6-7	Jr.	Moscow, Russia (Twice Named Hero of the Soviet Union)
3	Gracie Dodgen	G	5-10	R-So.	Sparta, Tenn. (White County HS)
9	Dora Van Rijs	F	6-0	Fr.	Budapest, Hungary (Obudai Arpad Gimnazium)
10	Jalynn Gregory	G	5-8	Jr.	Lafayette, Tenn. (Macon County HS)
11	Emily Monson	G	6-1	So.	Murfreesboro, Tenn. (Blackman HS)
12	Gracie Hamby	G	5-8	R-Fr.	Murfreesboro, Tenn. (Blackman HS)
14	Savannah Davis	G	5-10	Fr.	McKenzie, Tenn. (McKenzie, HS)
15	Ta'Mia Scott	G	6-0	So.	Clarksville, Tenn. (Clarksville Northwest)
21	Elina Arike	F	6-2	R-Sr.	Helsinki, Finland (Texas Tech)
22	Jada Grannum	F	6-3	R-Jr.	Mississisauga, Ontario (Lincoln Prep)
23	Jada Harrison	G	5-8	Fr.	Martin, Tenn. (Westview HS)
24	Ana Milanovic	F	6-5	Fr.	Belgrade, Serbia (xx)
40	Meioshe Mason	C	6-4	R-Fr.	Lebanon, Tenn. (Lebanon HS)
42	Stanislava Kabernick	F	6-1	Fr.	St. Petersburg, Russia (Olympic Reserve School Number 1)

Head Coach: Rick Insell, 20th Season (Middle Tennessee, '77)
Associate Head Coach: Matt Insell, Seventh Season (Middle Tennessee, '07)
Assistant Coach: Kim Brewton, 15th Season (Liberty, '00)
Assistant Coach: Nina Davis, Fifth Season (Baylor, '17)
Assistant Coach – Analytics: Tom Hodges, Third Season (Tennessee Tech, '04)
Assistant Coach – Coord. of WBB Relations: Courtney Whitson, First Season (Middle Tennessee, '23)

ALPHABETICAL ROSTER

Name	Pos.	Ht.	Yr.	Hometown
Arike, Elina	F	6-2	R-Sr.	Helsinki, Finland
Blakely, Courtney	G	5-8	Sr.	Gary, Ind.
Boldyreva, Anastasiia	C	6-7	Jr.	Moscow, Russia
Davis, Savannah	G	5-10	Fr.	McKenzie, Tenn.
Dodgen, Gracie	G	5-10	R-So.	Sparta, Tenn.
Grannum, Jada	F	6-3	R-Jr.	Mississisauga, Ontario, Canada
Gregory, Jalynn	G	5-8	Jr.	Lafayette, Tenn.
Hamby, Gracie	G	5-8	R-Fr.	Murfreesboro, Tenn.
Harrison, Jada	G	5-8	Fr.	Martin, Tenn.
Kabernick, Stanislava	F	6-1	Fr.	St. Petersburg, Russia
Mason, Meioshe	C	6-4	R-Fr.	Lebanon, Tenn.
Milanovic, Ana	F	6-5	Fr.	Belgrade, Serbia
Monson, Emily	G	6-1	So.	Murfreesboro, Tenn.
Scott, Ta'Mia	G	6-0	So.	Clarksville, Tenn.
Van Rijs, Dora	F	6-0	Fr.	Budapest, Hungary

FIND US ON SOCIAL MEDIA

No.	Name	Nickname	Twitter / X	Instagram
1	Courtney Blakely	Cab	@cabblakely1	@courtneeyy.b
2	Anastasiia Boldyreva	Nas	–	@ana_bldrv
3	Gracie Dodgen	Dodgen	@graciedodgen4	@graciedodgen4
9	Dora Van Rijs	Dora	–	@v.r.dora
10	Jalynn Gregory	Jay	@gregoryjalynn	@jalynn_gregory10
11	Emily Monson	Em	@emily_monson21	@ emilymonson_
12	Gracie Hamby	Hamby	@graciehamby10	@gracieehambyy
14	Savannah Davis	Sav	@skdavis20	@ savannahdavis_
15	Ta'Mia Scott	Mia	@tamiascott2022	@ta.mia.s
21	Elina Arike	E	@elinaarike	@elinaarike
22	Jada Grannum	Jay	@jadajg22	@_jadagrannum
23	Jada Harrison	Jay	@jada1harrison	@jada2harrison
24	Ana Milanovic	Ana	–	@ anamilanovic_7
40	Meioshe Mason	Mush	@iam.meioshe	@iam.meioshe
42	Stanislava Kabernick	Stacy	–	@notstasya

HOW TO SAY IT

Elina Arike.....E-lean-uh Uh-ree-kay
Anastasiia Boldyreva.....Ann-uh-stay-zhuh Bowl-day-ray-vuh
Gracie **Dodgen**..... Dodge-in
Jada Grannum.....Jay-duh
Jalynn Gregory.....Jay-lyn
Jada Harrison.....Jay-duh
Stanislova Kabernick.....Stan-es-lava Kab-e-air-nick
Meioshe Mason.....Me-oh-she
Ana Milanovic..... On-uh Me-lawn-uh-vitch
Emily **Monson**.....Mon-son
Ta'Mia Scott..... Tuh-me-uh
Dora **Van Rijs**..... Va Rice
Rick **Insell**..... In-suhl

TEAM BREAKDOWN

Starters Retuning	Anastasiia Boldyreva Jalynn Gregory Ta'Mia Scott
Other Returners	Gracie Dodgen Jada Grannum Gracie Hamby Jada Harrison Stanislava Kabernick Meioshe Mason Dora Van Rijs
Transfers	Elina Arike Courtney Blakely Emily Monson
Incoming Players	Savannah Davis Ana Milanovic

BLUE RAIDERS BY STATE

INDIANA (1)
Courtney Blakely

TENNESSEE (8)
Savannah Davis, Gracie Dodgen, Jalynn Gregory, Gracie Hamby, Jada Harrison, Meioshe Mason, Emily Monson and Ta'Mia Scott

INTERNATIONAL BLUE RAIDERS

CANADA
Jada Grannum

FINLAND
Elina Arike

HUNGARY
Dora Van Rijs

RUSSIA
Anastasiia Boldyreva and Stanislava Kabernick

SERBIA
Ana Milanovic

MEDIA INFORMATION

ATHLETIC COMMUNICATIONS

Assistant Director (WBB Primary Contact)



Jake Golob (Ole Miss, 2020)
Office: (615) 898-5270
Cell: (706) 621-0047
Twitter: @Golob_Jake
E-mail: Jacob.Golob@mtsu.edu

Communications Asst. (WBB Secondary Contact)



Zach Brown (Freed-Hardeman, 2023)
Office: (615) 898-5057
Cell: (TBA)
E-mail: Zachary.Brown@mtsu.edu

Associate AD/Athletic Communications



Mark Owens (Virginia Tech, 1989)
Office: (615) 898-5057
Cell: (615) 631-9520
Twitter: @MarkOwens5
E-mail: Mark.Owens@mtsu.edu

Associate Director



Matt Posey (MTSU, 2017)
Office: (615) 898-5057
Cell: (931) 993-9179
Twitter: @MattPosey
E-mail: Matt.Posey@mtsu.edu

Assistant Director



Logan Hasselbach (UCF, 2023)
Office: (615) 898-5057
Cell: (813) 895-0895
Twitter: @LEHasselbach
E-mail: Logan.Hasselbach@mtsu.edu

Staff Writer



Sam Doughton (North Carolina 2019)
Office: (615) 898-5057
Cell: (336) 831-6510
Twitter: @SJDoughton
E-mail: Sam.Doughton@mtsu.edu

CONTACT INFORMATION

Athletic Communications Phone ..... (615) 898-2968
Athletic Communications Fax ..... (615) 898-5626
Press Row Phone ..... (615) 898-2807
Basketball Office Phone ..... (615) 898-2916
Ticket Office Phone ..... (615) 898-2103
Athletic Department Phone ..... (615)-898-2450
Facebook ..... MTSU Women's Basketball
Instagram ..... @MT_WBB
Threads ..... @MT_WBB
TikTok ..... @MT_WBB
Twitter ..... @MT_WBB
Address ..... Middle Tennessee
Athletic Communications
1500 Greenland Drive
Murfreesboro, TN 37132

DIRECTIONS TO THE MURPHY CENTER

From Nashville International Airport: Enter Briley Parkway continuing south to the Interstate 24 junction. Take I-24 East to Exit 76; turn left and follow Medical Center Parkway to Memorial Boulevard. Go left on Memorial to Clark Boulevard. Turn right on Clark Boulevard (at BP station). Follow Clark Blvd. (which becomes Middle Tennessee Boulevard) to intersection at Greenland Drive. Turn left on Greenland Drive. Murphy Center is located just to the right.

From Nashville: From I-24 East, take Exit 76; turn left and follow Medical Center Parkway to Memorial Boulevard. Go left on Memorial to Clark Boulevard. Turn right on Clark Boulevard (at BP station). Follow Clark Blvd. (which becomes Middle Tennessee Boulevard) to intersection at Greenland Drive. Turn left on Greenland Drive. Murphy Center is located just to the right.

From Chattanooga: Take I-24 West to Exit 81; follow U.S. Highway 231 North to Middle Tennessee Boulevard to intersection at Greenland Drive. Turn right onto Greenland Drive. The Greenland Drive parking lot is located to the right.

From Knoxville: Take Interstate 40 West to Lebanon and exit onto U.S. Highway 231 South and follow approximately 25 miles to Clark Boulevard in Murfreesboro; turn left on Clark Boulevard. Follow Clark Blvd. (which becomes Middle Tennessee Boulevard) to intersection at Greenland Drive. Turn left on Greenland Drive. Murphy Center is located just to the right.

From Birmingham: Take I-65 North to Highway 96 East Franklin (TN) exit. Follow Highway 96 East to Murfreesboro. Continue east on 96 until Clark Boulevard intersection; turn right on Clark Blvd. (which becomes Middle Tennessee Boulevard) to intersection at Greenland Drive. Turn left on Greenland Drive. Murphy Center is located just to the right.

BLUE RAIDER SPORTS NETWORK



Middle Tennessee's excellent women's basketball radio coverage took a significant stride in 2007-08 and will continue this season, with the flagship station for the Blue Raiders on WGNS 100.5/101.9 FM or 1450-AM in Murfreesboro.

All Blue Raider women's basketball games may also be heard on the Internet at GoBlueRaiders.com. Video streaming has been added for all Middle Tennessee home games at GoBlueRaiders.com.

With the departure of Palmer, MTSU Athletics has announced that Joe Fisher, who has more than four decades of broadcasting experience with Nashville media and college sports, has been named the new voice of the Lady Raider Basketball. He will be joined by analyst Kyle Turnham.

The veteran broadcaster and play-by-play announcer made his return to local radio on Nashville Sports Radio where served as play-by-play announcer for the station's Midstate Checkdown High School Football Game of the Week starting along with analyst Greg Pogue.

In 2021, Fisher acted as the news and communications director at Tennessee Tech, where he oversaw the news function of the university to external and internal audiences through media relations, video and radio work to promote the university and its strategic initiatives.

Prior to his stint in Cookeville, Fisher served as the director of broadcasting for Vanderbilt Athletics, has extensive experience in covering local, regional and national news and events. His distinctive voice and personality led him to become well-known to audience members around the state.

Fisher was named Tennessee Co-Sportscaster of the Year by the National Sportswriters and Sportscasters Association in 2013. The Regional Emmy winner is also a 2018 inductee of the Metro Nashville Public Schools Sports Hall of Fame.

Before joining Vanderbilt Athletics, he served as the weekend sports anchor and reporter for WKRN-TV and WSMV-TV in Nashville. Fisher's public relations background includes experience as an account executive at Dye, Van Mol and Lawrence Public Relations in Nashville.

RICK INSELL RADIO SHOW

The Blue Raider Network carries Rick Insell LIVE on WGNS AM-FM and Facebook Live each Monday night from 6:00 to 7:00 PM. This year's show will originate from The Boulevard Bar and Grille in Murfreesboro.

MEDIA INFORMATION

MEDIA CREDENTIALS
Arrangements for media credentials for the 2024-25 basketball season should be directed to the Athletic Communications office. Requests by accredited media members should be made in an email to Jake Golob (Jacob.Golob@mtsu.edu). Priority issuance of credentials will be given to daily publications and television stations that cover Middle Tennessee basketball on a regular basis. Student publications will be limited to two working credentials and one photo pass, if needed. Other credential requests will be fulfilled on a space-available basis.

EMAIL SERVICE
Basketball releases can be obtained electronically by contacting Jake Golob. The release will be sent as an HTML file. This is a media service ONLY.

PRACTICE COVERAGE
Practices are open to the media. Media wishing to attend practice are encouraged to contact Jake Golob in advance. Team meetings before, during, and after practice are private. Check with the Athletic Communications office for practice times.

MEDIA PARKING
Parking space can be reserved with a request received by Middle Tennessee's Athletics Communications office at least one working day prior to the game. Media parking is located in the Greenland Drive parking lot. Satellite trucks will park on the north side of the Floyd Stadium pressbox and will enter off Middle Tennessee Boulevard just before the Faulkinberry Road entrance.

POSTGAME INTERVIEWS
After a 10-minute cooling off period, requested players and Head Coach Rick Insell will be made available to members of the media. The Lady Raiders locker room is **CLOSED** both at home and on the road. At home, interviews will be conducted in the media room. On the road, requested players and Coach Insell will be brought to a designated area outside the locker room or to the visiting media room.

POSTGAME SERVICES
Complete individual and team statistics, play-by-play, and postgame quotes will be available to the media following each game. One hour prior to tipoff, media packets containing game programs, flipcards, updated stats, and game notes will be distributed in the media working area.

RADIO COVERAGE
Radio broadcast permission must be obtained in advance, along with press row reservations. Middle Tennessee maintains a courtesy line for use by schools who can provide reciprocal arrangements for the Blue Raider Network. A radio station wishing to obtain an ISDN line must contact Steve Prichard, director of telecommunications, at 615-898-2991.

MEDIA WILL-CALL
For members of the media wishing to pick their credential up at media will call, it is located at the second level of the Murphy Center near the Northeast corner.

COACH AND STUDENT-ATHLETE INTERVIEWS
All interviews with Head Coach Rick Insell and student-athletes should be directed through the Middle Tennessee Athletic Communications office. Contact Jake Golob at Jacob.Golob@mtsu.edu.

INTERNET GUIDELINES
The acceptance of media credentials is an acknowledgement of Middle Tennessee's rights to the game and play-by-play coverage and an outlet's agreement to abide by any restrictions Middle Tennessee may place on real-time play-by-play coverage and use of comprehensive game statistics. Failure to abide by these restrictions implemented by MT may result in revocation of press credentials.

Middle Tennessee reserves the right to grant approval for distribution of real-time play-by-play, game-related statistics, and information through the Internet. ("real time" is defined as any online media providing live, continual play-by-play coverage, in-game statistics, digital photographs, or audio or video of an event.)

INTERNET ACCESS
Press row in Murphy Center is equipped with high-speed wireless Internet. Media wishing to utilize the wireless Internet simply need to click on the Internet and use the Guest option located at the bottom of the screen. Ethernet lines are also available.

WEBSITE
All of Middle Tennessee's news releases and statistics, as well as other information pertaining to the Athletic Department, can be accessed at GoBlueRaiders.com. For more in-depth updates during the game, follow @MT_WBB on Twitter.

LOCAL MEDIA INFORMATION

Primary Newspaper	Daily News Journal
Sports Writer/Beat Writer	Cecil Joyce
Newspaper	Murfreesboro Post
Editor	Monte Hale
Newspaper	Cannon Courier
Editor	Keith Ready
Web Site	GoBlueRaiders.com
Beat Writer	Sam Doughton
Radio Network	WGNS (100.5/101.9 FM, 1450 AM)
Radio Play-by-Play	Joe Fisher
Radio Color Commentary	Kyle Turnham

OPPONENT INFORMATION

ALCORN STATE BRAVES

Location	Lorman, Miss.
Colors	Purple & Gold
Mascot	Braves
Head Coach	Nate Kilbert
2023-24 Record	12-20
Conference Record	8-10 (SWAC)
Final National Ranking	NR
SID	Jessieca G. Carr
Email	jgcarr@alcorn.edu
Website	alcornsports.com
Series Record	First Meeting

BELMONT BRUINS

Location	Nashville, Tenn.
Colors	Blue & Red
Mascot	Bruins
Head Coach	Bart Brooks
2023-24 Record	26-9
Conference Record	17-3 (MVC)
Final National Ranking	NR
SID	Luke Bolanos
Email	luke.bolanos@belmont.edu
Website	BelmontBruins.com
Series Record	Blue Raiders lead 17-4

CAL BAPTIST LANCERS

Location	Riverside, Calif.
Colors	Blue & Gold
Mascot	Lancers
Head Coach	Jarrod Olson
2023-24 Record	28-4
Conference Record	18-2 (WAC)
Final National Ranking	NR
SID	Daniel Cook
Email	dcook@calbaptist.edu
Website	cbulancers.com
Series Record	First Meeting

FLORIDA A&M RATTLERS

Location	Tallahassee, Fla.
Colors	Orange & Green
Mascot	Rattlers
Head Coach	Bridgette Gordon
2023-24 Record	9-21
Conference Record	8-10 (SWAC)
Final National Ranking	NR
SID	Josh Padilla
Email	joshua.padilla@famu.edu–
Website	FAMUAthletics.com
Series Record	Blue Raiders lead 1-0

FIU PANTHERS

Location	Miami, Fla.
Colors	Blue & Gold
Mascot	Panthers
Head Coach	Jesyka Burks-Wiley
2023-24 Record	21-12
Conference Record	11-5 CUSA
Final National Ranking	NR
SID	Lucas Neidich
Email	lneidich@fiu.edu
Website	FIUSports.com
Series Record	Blue Raiders lead 37-10

GRAND CANYON LOPES

Location	Phoenix, Ariz.
Colors	Purple & White
Mascot	Lopes
Head Coach	Molly Miller
2023-24 Record	24-8
Conference Record	16-4 (WAC)
Final National Ranking	NR
SID	Nick Macdonald
Email	nick.macdonald1@gcu.edu
Website	GCULopes.com
Series Record	Lopes lead 1-0

IOWA STATE CYCLONES

Location	Ames, Iowa
Colors	Cardinal & Gold
Mascot	Cyclones
Head Coach	Bill Fennelly
2023-24 Record	21-12
Conference Record	12-6 (Big 12)
Final National Ranking	25/RV
SID	Sarah Duysen
Email	sduysen1@iastate.edu
Website	cyclones.com
Series Record	First Meeting

JAX STATE GAMECOCKS

Location	Jacksonville, Ala.
Colors	Red & Black
Mascot	Gamecocks
Head Coach	Rick Pietri
2023-24 Record	12-17
Conference Record	7-9 CUSA
Final National Ranking	NR
SID	Preston Odam
Email	oodam@stu.jsu.edu
Website	JaxStateSports.com
Series Record	Blue Raiders lead 2-0

KANSAS STATE WILDCATS

Location	Manhattan, Kan.
Colors	Royal Purple
Mascot	Wildcats
Head Coach	Jeff Mittie
2023-24 Record	26-8
Conference Record	13-5 (Big 12)
Final National Ranking	19/18
SID	Randy Peterson
Email	rpeterson@kstatesports.com
Website	kstatesports.com
Series Record	Wildcats lead 2-1

KENNESAW STATE OWLS

Location	Kennesaw, Ga.
Colors	Black & Gold
Mascot	Owls
Head Coach	Octavia Blue
2023-24 Record	11-19
Conference Record	7-9 (ASUN)
Final National Ranking	NR
SID	Michael Pitts
Email	mpitts24@kennesaw.edu
Website	ksuowls.com
Series Record	Blue Raiders lead 3-0

LIBERTY FLAMES

Location	Lynchburg, Va.
Colors	Red & Blue
Mascot	Flames
Head Coach	Carey Green
2023-24 Record	18-16
Conference Record	11-5 CUSA
Final National Ranking	NR
SID	Paul Carmany
Email	pjcarmany@liberty.edu
Website	LibertyFlames.com
Series Record	Blue Raiders lead 3-0

LA TECH LADY TECHSTERS

Location	Ruston, La.
Colors	Red & Blue
Mascot	Lady Techsters
Head Coach	Brooke Stoehr
2023-24 Record	14-19
Conference Record	7-9 CUSA
Final National Ranking	NR
SID	Kevin Albarez
Email	kalbarez@latech.edu
Website	LATechSports.com
Series Record	Blue Raiders lead 13-7

OPPONENT INFORMATION

NM STATE AGGIES

Location	Las Cruces, N.M.
Colors	Crimson
Mascot	Aggies
Head Coach	Jody Adams
2023-24 Record	13-18
Conference Record	6-10 CUSA
Final National Ranking	NR
SID	Matthew Knope
Email	mcknope@nmsu.edu
Website	NMStateSports.com
Series Record	Blue Raiders lead 2-0

NORTHERN KENTUCKY NORSE

Location	Highland Heights, Ky.
Colors	Gold & Black
Mascot	Norse
Head Coach	Jeff Hans
2023-24 Record	11-20
Conference Record	8-12 HL
Final National Ranking	NKUNorse.com
SID	Hunter Hurst
Email	hursth5@nku.edu
Website	NKUNorse.com
Series Record	Blue Raiders lead 2-1

PRINCETON TIGERS

Location	Princeton, N.J.
Colors	Orange & Black
Mascot	Tigers
Head Coach	Carla Berube
2023-24 Record	25-5
Conference Record	13-1 Ivy
Final National Ranking	RV
SID	Warren Croxton
Email	wcroxton@princeton.edu
Website	GoPrincetonTigers.com
Series Record	Tigers lead 1-0

PURDUE BOILERMAKERS

Location	West Lafayette, Ind.
Colors	Black & Gold
Mascot	Boilermakers
Head Coach	Katie Gearlds
2023-24 Record	15-19
Conference Record	5-13 (Big 10)
Final National Ranking	NR
SID	Ian MacDougall
Email	imacdoug@purdue.edu
Website	purduesports.com
Series Record	First Meeting

SAM HOUSTON BEARKATS

Location	Huntsville, Texas
Colors	Orange & White
Mascot	Bearkats
Head Coach	Ravon Justice
2023-24 Record	7-22
Conference Record	2-14 CUSA
Final National Ranking	NR
SID	Kendyll Morris
Email	krm121@shsu.edu
Website	GoBearkats.com
Series Record	Blue Raiders lead 2-0

SIUE COUGARS

Location	Edwardsville, Ill.
Colors	Red & Black
Mascot	Cougars
Head Coach	Samantha Quigley Smith
2023-24 Record	5-26
Conference Record	2-16 OVC
Final National Ranking	NR
SID	Sydney Lowe
Email	sylowe@siue.edu
Website	SIUECougars.com
Series Record	Blue Raiders lead 1-0

TENNESSEE LADY VOLS

Location	Knoxville, Tenn.
Colors	Orange
Mascot	Lady Vols
Head Coach	Kim Caldwell
2023-24 Record	20-13
Conference Record	10-6 SEC
Final National Ranking	RV
SID	Eric Trainer
Email	etrainer@utk.edu
Website	UTSports.com
Series Record	Lady Vols leads 15-1

TENNESSEE TECH GOLDEN EAGLES

Location	Cookeville, Tenn.
Colors	Purple & Gold
Mascot	Golden Eagles
Head Coach	Kim Rosamond
2023-24 Record	16-15
Conference Record	10-8 OVC
Final National Ranking	NR
SID	Thomas Corhern
Email	tcorhern@tntech.edu
Website	TTUSports.com
Series Record	Blue Raiders lead 46-39

UTEP MINERS

Location	El Paso, Texas
Colors	Blue & Orange
Mascot	Miners
Head Coach	Keitha Adams
2023-24 Record	12-19
Conference Record	6-10 CUSA
Final National Ranking	NR
SID	Claire Gay
Email	ccgay@utep.edu
Website	UTEPMiners.com
Series Record	Blue Raiders lead 14-3

WKU LADY TOPPERS

Location	Bowling Green, Ky.
Colors	Red
Mascot	Hilltoppers
Head Coach	Greg Collins
2023-24 Record	15-17
Conference Record	6-10 CUSA
Final National Ranking	NR
SID	Lillie-Anne Mulligan
Email	jordan.mulligan@wku.edu
Website	WKUSports.edu
Series Record	Blue Raiders lead 43-32

TV/PHOTO ROSTER



Courtney Blakley
5-8 | Sr. | Guard
Gary, Indiana



Anastasiia Boldyreva
6-7 | Sr. | Center
Moscow, Russia



Gracie Dodgen
5-10 | R-Jr. | Guard
Sparta, Tennessee



Dora Van Rijs
6-0 | So. | Forward
Budapest, Hungary



Jaylynn Gregory
5-8 | Sr. | Guard
Lafayette, Tennessee



Emily Monson
6-1 | So. | Guard
Murfreesboro, Tennessee



Gracie Hamby
5-8 | R-So. | Guard
Murfreesboro, Tenn.



Savannah Davis
5-10 | Fr. | Guard
McKenzie, Tennessee



Ta'Mia Scott
6-0 | Jr. | Guard
Clarksville, Tennessee



Elina Arike
6-3 | 5Y | Forward
Helsinki, Finland



Jada Grannum
6-3 | R-Sr. | Forward
Mississauga, Ontario



Jada Harrison
5-8 | R-Fr. | Guard
Martin, Tennessee



Ana Milanovic
6-3 | Fr. | Forward
Belgrade, Serbia



Meioshe Mason
6-4 | R-So. | Center
Lebanon, Tennessee



Stanislava Kabernick
6-1 | R-Fr. | Forward
St. Petersburg, Russia



Rick Insell
Head Coach
20th Season



Matt Insell
Associate Head Coach
Seventh Season



Kim Brewton
Assistant Coach
15th Season



Nina Davis
Assistant Coach
Fifth Season



Tom Hodges
Assistant Coach –
Director of Analytics
Third Season



Courtney Whitson
Assistant Coach –
Coord. of WBB Relations
First Season



MIDDLE TENNESSEE WOMEN'S BASKETBALL

meet the blue raiders



Elina ARIKE

FIFTH YEAR | FORWARD | 6-2 | HELSINKI, FINLAND

CAREER HIGHS

Points	23, vs. MTSU (3.10.23)
Rebounds	15, vs. North Dakota (11.13.21)
FGs Made	8, vs. MTSU (2.2.23)
FGs Attempted	16, at Rice (1.8.21)
3FGs Made	3, vs. MTSU (3.10.23)
3FGs Attempted	6, vs. MTSU (3.10.23)
FTs Made	10, 2x last vs. MTSU (3.10.23)
FTs Attempted	13, vs. Southern Miss (2.19.22)
Assists	6, vs. Air Force (12.21.21)
Blocks	4, vs. MTSU (2.2.23)
Steals	3, 2x last at New Mexico (12.19.21)
Minutes	43, vs. Air Force (12.21.21)

MISCELLANEOUS STATS

Double Digit Points	Career	33
Double Digit Rebounds	Career	5
Double-Doubles	Career	3
20-Points	Career	2

AWARDS

2023-24: N/A
2022-23: CUSA Defensive Player of the Year... CUSA All-Tournament Team... CUSA Second-Team All-Conference... CUSA All-Defensive Team.
2021-22: N/A
2020-21: N/A

2023-24 SENIOR, TEXAS TECH

Started in five games and appeared in 26 on the season... Averaged 3.7 points per game, 2.0 rebounds per game. 18.8 minutes per game and a 39.4 percent field goal percentage (37-of-94)... Totaled two double-figure scoring games... Posted a season-high in scoring of 11 points in the season opener against UTRGV... Added a season-best seven rebounds against Tulsa in the Maui Classic Tournament... Posted a season-high five assists at Oklahoma on January 13... Led the Lady Raiders in blocks six times and assists twice this year... Appeared in 11 Big 12 contests and averaged 2.1 points per game, 1.5 rebounds per game and 17.3 minutes per game... Aided the Lady Raiders to a 74-60 victory against Houston in the first round of the Big 12 Tournament and a ranked win against No. 24 Iowa State on January 17.

2022-23 JUNIOR, UTEP

Was named 2023 Conference USA Defensive Player of the Year and earned second-team All-Conference and All-Defensive Team honors... Started 26 of 29 appearances, posting 11.9 points, 5.6 rebounds, and 1.8 assists per game... Posted 24 steals and 16 blocked shots... Ranked first on the team in blocks, second in scoring, and third in rebounds... Was fifth in C-USA in free throw percentage at 80.8 (80-99)... Led the team in scoring 10 times, rebound eight, and assists twice... Scored in double figures in 17 contests, including eight in a row in the second half of the season... Notched 20 games with five or more rebounds, with six games in a row to start the season, and five in a row to end it... Dropped a career-high 23 points, including a career-best 10 made free throws against Middle Tennessee (03/10/23) in the conference tournament... Also set a career-high in blocks (four) and field goals made (eight) against the Blue Raiders in the regular season (02/02/23), adding on to 20 points and eight rebounds... Had one double-double on the year, going for 16 points and 11 rebounds against WKU (02/04/23)... Nearly posted another double-double with 11 points and eight rebounds against Charlotte (01/16/23)... Stuffed the stat sheet with 19 points, three rebounds, three assists, two steals, and one block against North Texas (01/28/23)... Scored 12 points and added five rebounds, three assists, and two steals in the season opener against New Orleans (11/07/22)... Tallied 16 points and five rebounds at NM State (12/13/22)... Dropped 17 points and eight rebounds in a late-season game at Middle Tennessee (03/04/23)... Posted 14 points with four boards and two assists at UAB (02/17/23).

2021-22 SOPHOMORE, UTEP

Started all 25 games that she played in... Third on the team with 8.8 points per game... Led the Miners with 6.6 rebounds per contest, tallying 165 for the season... Second on the team with 41 assists on the campaign... Reached double figures for rebounding four times... Had 17 games with five or more rebounds... Played 30 or more minutes eight times... Went 79-of-178 (44 percent) from the field... Racked up 11 double-digit scoring outputs... Scored 10 or more points in six straight games from Dec. 15-Jan. 17... Finished with 14 games in which she shot 40 percent or better from the floor... Had double-doubles vs. North Dakota (11/13/21) and against Air Force (12/21/21)... Set new career highs with 19 points and 15 rebounds in a dominant performance against North Dakota (11/13/21)... In addition to posting a double-double with 16 points and 14 boards vs. Air Force (12/21/21), she also distributed the ball well with a career-high six assists... Picked up three steals vs. North Dakota (11/13/21) and at New Mexico (12/19/21)... Tied a career-high with two blocks at NM State (12/15/21)... Netted 12 points on 6-of-11 shooting with six rebounds in just 19 minutes vs. Rice (2/5/22)... Took a career-high 13 free throws and made a career-high 10 free throws against Southern Miss (2/19/22)... Drilled two 3-pointers on the way to 13 points with eight rebounds in a big win against Middle Tennessee (1/1/22).

2020-21 FRESHMAN, UTEP

Played in all 25 games, including starting the final 24... Ranked second on the team in blocked shots (six) and third in offensive rebounds per game (1.1)... Hit double figures in scoring in three games... Set then career highs for points (15), rebounds (eight) and minutes (29) at Rice (1/8/21)... Scored 14 points on 7-10 shooting while adding three rebounds against UAB (2/5/21)... Was nearly perfect from the floor (5-6) to score 10 points and also grab five rebounds at FIU (2/12/21)... Had nearly as many offensive rebounds (27) as defensive boards (30)... Scored five points and dished out a then career-high four assists at Charlotte (2/27/21) to help UTEP lock up the second seed in the C-USA West Division... Tallied eight points on 4-7 shooting at Charlotte (2/26/21)... Had multiple offensive rebounds in seven games, including four at Rice (1/8/21)... Shot at least 50 percent from the field in 10 different contests.

PRE COLLEGE

Ample international playing experience with Finland at numerous tournaments, competing for the U18 and U20 teams... Averaged 8.3 points, 5.2 rebounds and 1.2 assists in six games in the summer of 2019 at the U20 European Championships Division B... Efforts helped Finland take runner-up honors at the 12-country event... Connected on 46.2 percent (18-39) of her shots from the floor, while also making a robust 83.3 percent (10-12) at the charity stripe... Increased her scoring output as the tournament wore on, tallying double digits in both the semifinal and championship contests... Tallied 12 points to go along with seven rebounds in the 86-68 win in the semifinals against Great Britain (8/10/19)... hit 5-7 from the floor, including 2-2 on 3-pointers, in 25 minutes of action... Scored 11 points (3-6 FGs, 5-6 FTs) while snagging six rebounds and dishing out two assists in the championship contest vs. Bulgaria (8/11/19)... Competed on the club level with HBA Märsky... Graduated from Mäkelänrinne Upper Secondary School in Dec. 2019.

PERSONAL

Born on April 2... Daughter of Ulla and Matti Arike... Began playing basketball at age 10... Favorite hobby is reading... Plans to pursue a Bachelor of Science (B.S.) degree in Integrated Studies.

Season	Team	GP/GS	MIN/AVG	FG-FGA	FG%	3FG-FGA	3FG%	FT-FTA	FT%	OFF	DEF	TOT	AVG	PF-FO	A	TO	BLK	STL	PTS	AVG
2020-21	UTEP	25/24	356/14.2	47-116	.405	1-15	.067	12-26	.462	27	30	57	2.3	35-0	23	28	6	8	107	4.3
2021-22	UTEP	25/25	640/25.6	79-178	.444	6-21	.286	57-71	.803	69	96	165	6.6	74-3	41	69	8	21	221	8.8
2022-23	UTEP	29/26	783/27.0	126-254	.496	13-46	.283	80-99	.808	64	98	162	5.6	83-4	53	59	16	24	345	11.9
2023-24	Texas Tech	25/5	47/18.9	36-91	.396	6-22	.273	16-26	.615	20	27	47	1.9	50-0	32	29	11	9	94	3.8
Total		**104/80**	**1,826/21.4**	**288-639**	**.451**	**26-104**	**.250**	**165-222**	**.743**	**180**	**251**	**431**	**4.1**	**242-7**	**149**	**185**	**41**	**62**	**767**	**7.2**

CAREER GAME-BY-GAME

2020-21	FG-A	3PT-A	FT-A	O-D-T	A	TO	B	S	PTS
New Mexico St.	2-3	0-0	0-2	0-0-0	1	1	0	0	4
Incarnate Word	1-4	1-1	0-0	0-0-0	1	2	0	0	3
at New Mexico St.	0-2	0-0	4-4	2-0-2	1	1	0	0	4
at Utah St.	0-4	0-2	0-0	0-1-1	1	2	0	0	0
at Northern Ariz.	1-3	0-0	0-0	0-1-1	1	1	0	0	2
Southern Miss.	2-2	0-0	2-4	2-1-3	0	0	0	0	6
Southern Miss.	1-5	0-2	1-4	3-0-3	0	2	0	0	3
at Rice	7-16	0-3	1-2	4-4-8	1	1	1	1	15
at Rice	1-7	0-3	0-0	3-1-4	0	4	1	2	2
North Texas	2-4	0-0	0-0	1-0-1	0	2	0	1	4
North Texas	3-5	0-0	0-0	1-2-3	1	0	0	0	6
at Louisiana Tech	1-4	0-0	1-2	0-0-0	3	1	0	0	3
at Louisiana Tech	2-2	0-0	0-0	1-2-3	0	2	0	0	4
UTSA	3-6	0-2	0-1	1-0-1	1	1	0	1	6
at UTSA	2-4	0-0	1-1	3-0-3	1	2	2	0	5
UAB	7-10	0-0	0-0	0-3-3	3	0	0	1	14
UAB	0-5	0-1	0-0	0-1-1	1	0	0	0	0
at FIU	5-6	0-0	0-0	1-4-5	0	1	2	0	10
at FIU	0-1	0-0	0-0	2-1-3	1	1	0	0	0
Fla. Atlantic	0-2	0-0	0-0	0-1-1	0	2	0	1	0
Fla. Atlantic	1-4	0-0	0-0	1-3-4	1	0	0	0	2
at Charlotte	4-7	0-0	0-2	0-1-1	0	0	0	0	8
at Charlotte	2-7	0-1	1-2	1-2-3	4	1	0	0	5
vs Fla. Atlantic	0-2	0-0	0-0	1-0-1	1	0	0	1	0
vs Middle Tenn.	0-1	0-0	1-2	0-2-2	0	1	0	0	1
Total	**47-116**	**1-15**	**12-26**	**27-30-57**	**23**	**28**	**6**	**8**	**107**

2021-22	FG-A	3PT-A	FT-A	O-D-T	A	TO	B	S	PTS
Incarnate Word	2-6	0-1	0-0	2-3-5	0	4	0	0	4
North Dakota	7-10	1-2	4-4	7-8-15	4	3	1	3	19
New Mexico St.	1-3	0-0	0-0	0-2-2	1	2	0	0	2
Northern Ariz.	3-9	0-1	1-2	4-9-13	1	4	1	2	7
at Texas St.	1-3	0-0	0-0	1-2-3	1	2	0	1	2
at New Mexico St.	6-11	1-2	3-5	2-4-6	2	3	2	1	16
at New Mexico	5-10	0-1	1-2	5-4-9	4	3	0	3	11
Air Force	5-10	0-2	6-7	3-11-14	6	4	0	0	16
UAB	5-12	0-0	2-2	8-1-9	0	1	0	1	12
Middle Tenn.	3-8	2-5	5-5	3-5-8	0	2	1	0	13
at Southern Miss.	4-8	1-3	2-2	4-1-5	3	2	0	1	11
at UTSA	3-4	0-0	2-2	1-4-5	3	3	0	1	8
UTSA	4-8	1-2	4-4	0-3-3	1	2	1	1	13
at Fla. Atlantic	2-5	0-1	1-2	1-7-8	0	4	0	1	5
at FIU	2-7	0-1	0-1	4-6-10	1	7	0	0	4
North Texas	2-5	0-0	0-0	2-6-8	1	3	0	1	4
Rice	6-11	0-0	0-0	3-3-6	2	2	0	1	12
at Louisiana Tech	5-8	0-0	2-2	4-5-9	2	0	0	1	12
at Marshall	3-7	0-0	2-4	4-2-6	0	3	0	0	8
Louisiana Tech	3-5	0-0	2-2	1-2-3	2	4	0	2	8
Southern Miss.	3-11	0-0	10-13	2-2-4	4	2	1	0	16
at UAB	3-8	0-0	3-4	1-3-4	0	3	1	1	9
at Rice	1-3	0-0	4-4	2-1-3	1	0	0	0	6
at North Texas	0-3	0-0	1-2	2-0-2	1	4	0	0	1
vs UTSA	0-3	0-0	2-2	3-2-5	1	2	0	0	2
Total	**79-178**	**6-21**	**57-71**	**69-96-165**	**41**	**69**	**8**	**21**	**221**

2022-23	FG-A	3PT-A	FT-A	O-D-T	A	TO	B	S	PTS
New Orleans	5-12	0-0	2-3	3-2-5	3	2	0	2	12
vs San Jose St.	5-6	0-0	3-4	2-3-5	2	2	1	1	13
vs Sacramento St.	2-12	0-1	4-4	2-3-5	0	3	0	0	8
New Mexico St.	2-4	0-0	1-1	2-3-5	2	0	1	0	5
at Air Force	1-5	1-2	4-4	3-5-8	0	2	2	0	7
at New Mexico St.	5-10	1-1	5-6	2-3-5	1	4	2	2	16
at Louisiana Tech	3-7	0-0	1-2	1-3-4	1	2	0	0	7
UAB	4-7	0-1	0-0	3-5-8	4	1	1	1	8
at Rice	1-5	0-1	4-6	1-2-3	0	2	0	1	6
Louisiana Tech	2-6	0-1	4-4	0-0-0	2	6	0	0	8
at UTSA	5-5	1-1	4-5	1-4-5	2	2	1	0	15
Rice	5-11	0-0	1-2	3-3-6	1	4	0	0	11
Charlotte	5-12	0-2	1-2	7-1-8	3	2	0	1	11
at FIU	4-8	0-0	0-1	4-3-7	2	1	0	2	8
at Fla. Atlantic	3-7	0-0	2-2	1-2-3	2	0	0	1	8
North Texas	7-9	1-3	4-4	2-1-3	3	2	1	2	19
Middle Tenn.	8-15	1-3	3-4	1-7-8	0	1	4	2	20
Western Ky.	6-9	0-0	4-5	6-5-11	2	1	1	0	16
at Charlotte	7-12	0-3	2-4	2-2-4	3	3	0	1	16
UTSA	5-10	1-4	1-1	0-4-4	2	1	0	0	12
at UAB	6-9	0-1	2-2	2-3-5	2	1	0	1	14
at North Texas	5-10	0-2	6-6	2-6-8	4	2	0	1	16
FIU	6-9	1-2	2-3	2-3-5	4	2	0	1	15
Fla. Atlantic	0-6	0-3	3-4	1-2-3	1	1	0	1	3
at Western Ky.	3-8	0-0	1-1	2-5-7	1	3	0	1	7
at Middle Tenn.	6-13	2-5	3-4	3-5-8	2	1	0	1	17
vs Louisiana Tech	7-9	0-1	1-3	3-3-6	1	2	1	0	15
vs Middle Tenn.	5-11	3-6	10-10	0-6-6	2	2	0	1	23
at Texas Tech	3-7	1-3	2-2	3-4-7	1	4	1	1	9
Total	126-254	13-46	80-99	64-98-162	53	59	16	24	345

2023-24	FG-A	3PT-A	FT-A	O-D-T	A	TO	B	S	PTS
UTRGV	5-6	0-0	1-2	2-1-3	1	3	0	1	11
Tarleton St.	1-3	0-1	1-2	2-2-4	1	4	0	0	3
Lamar University	1-2	1-2	1-2	0-1-1	0	0	1	0	4
Tex. A&M-Com.	3-9	0-0	0-2	4-1-5	1	2	0	1	6
UTSA	1-2	1-2	0-0	0-3-3	0	1	1	1	3
vs Rutgers	1-1	0-0	2-2	0-0-0	1	1	1	1	4
vs Santa Clara	2-3	0-0	3-5	0-2-2	4	1	0	1	7
UC Irvine	1-6	0-1	1-2	0-2-2	2	2	1	1	3
Houston Christian	5-7	0-2	0-0	2-1-3	1	1	0	0	10
Sam Houston	2-6	0-1	0-0	0-2-2	0	0	1	0	4
UIW	3-5	0-0	0-2	0-1-1	2	2	0	1	6
vs Tulsa	2-8	1-1	0-0	4-3-7	2	1	0	0	5
vs Oregon St.	3-4	2-2	0-1	1-0-1	1	1	0	1	8
at Houston	0-2	0-0	0-0	1-1-2	0	3	1	0	0
Texas	1-3	0-0	0-0	2-0-2	2	2	0	0	2
Kansas	1-6	1-5	0-0	1-2-3	3	1	2	0	3
at Oklahoma St.	1-3	0-2	2-2	0-1-1	0	1	0	0	4
at Oklahoma	4-7	0-2	0-0	0-2-2	5	2	1	0	8
Iowa St.	0-5	0-2	0-0	0-2-2	2	0	0	0	0
at BYU	0-0	0-0	0-0	1-0-1	0	2	0	0	0
Houston	0-0	0-0	6-6	0-0-0	3	1	0	0	6
TCU	0-2	0-0	0-0	2-1-3	1	1	0	0	0
at Cincinnati	0-0	0-0	0-0	0-0-0	0	1	0	0	0
Kansas St.	0-1	0-0	0-0	0-0-0	0	0	0	0	0
vs Houston	0-3	0-0	0-0	0-1-1	1	0	1	0	0
vs Baylor	0-0	0-0	0-0	0-0-0	0	0	1	1	0
Total	**37-94**	**6-23**	**17-28**	**22-29-51**	**33**	**33**	**11**	**9**	**97**



22 Jada GRANNUM

R-SENIOR | FORWARD | 6-3 | MISSISSAUGA, ONTARIO, CANADA

CAREER HIGHS

Points	5, 2x last vs. Southern Ill. (11.12.22)
Rebounds	10, at LSU (3.24.24)
FGs Made	2, 3x last vs. Florida A&M (11.9.23)
FGs Attempts	5, vs. Southern Miss (1.15.21)
3FGs Made	N/A
3FGs Attempts	1, 4x last vs. Charlotte (3.9.23)
FTs Made	4, vs. Southern Miss (1.15.21)
FTs Attempts	6, vs. Southern Miss (1.15.21)
Assists	1, 4x last vs. UTEP (3.13.24)
Blocks	2, 4x last at FIU (1.27.24)
Steals	2, vs. Southern Miss (1.15.21)
Minutes	21, vs. Illinois (11.27.22)

MISCELLANEOUS STATS

Double Digit Points	Career	--
Double Digit Rebounds	Career	1
Double-Doubles	Career	--

2023-24 R-JUNIOR
Played in 21-of-35 games... Provided depth as an experienced reserve in the post... Averaged 6.2 minutes, 1.8 rebounds and 1.0 points per game... Pulled in a career-high 10 rebounds against LSU in the Second Round of the NCAA Tournament (3/24)... Recorded three points and an assist in MTSU's win over UTEP in the CUSA Quarterfinals (3/13)... Posted four rebounds and a pair of blocks against FIU (1/27)... Logged a season-high 18 minutes against Michigan in the Battle 4 Atlantis (11/18)... Tallied a season-high four points and career-high two block against Florida A&M (11/9).

2022-23 R-SOPHOMORE
Played in 27 games and proved to be a solid reserve in the post... Scored season-high five points at Southern Illinois (Nov. 12)... Pulled season-high four rebounds at Southern Illinois (Nov. 12) and vs. Missouri State (Nov. 26).

2021-22 R-FRESHMAN
Saw action in 27 of 35 games... Shot 73 percent (8-of-11) from the field, and 86 percent (6-of-7) from the free-throw line... Contributed 10-plus minutes and three rebounds against ECU... Provided pivotal minutes off the bench against Illinois, particularly in the fourth quarter, impacting the win with solid post defense and rebounding... Best game of career with five points on 2-of-2 shooting to help spark Lady Raider fourth-quarter comeback vs. Southern Illinois... Solid defensive effort against Florida Atlantic (2/19), adding two points, three rebounds, one steal and one blocked shot.

2020-21 FRESHMAN
Saw action in seven games... Made Lady Raider debut vs. FIU (1/8) and tallied two points an three rebounds... Played career-best 12 mintues vs. Southern Miss (1/15), responding with career highs for points (4), rebounds (4), free throws (4), steals (2) and blocks (2)... Career-high five rebounds vs. Marshall (3/4).

PRE COLLEGE
Played for Kia Nurse Elite, the first Canadian women's travel team in the EYBL... 2018 OSBA champion at Lincoln Prep... All-OSBA academic award (2018)... Part of 2017 National Champion for Team Ontario... Averaged 7 points, 7.3 rebounds during prep career... Participated in the Blue Star 30 in Waukega, Ill., drawing rave reviews... Participated in the USNJ National Championship during Prospects On The Potamac

PERSONAL
Born May 27... Daughter of Fred and Rachelle Grannum... Has two siblings, brothers Juwon Grannum and Xavier Rathan-Mayes... Brother Xavier played basketball at Florida State and in the G League... Brother Juwon played basketball at Ryerson University in Toronto... Father played basketball at Cloud County Community College in Kansas... Plans to pursue a Bachelor of Science (B.S.) degree in Exercise Science.

Season	Team	GP/GS	MIN/AVG	FG-FGA	FG%	3FG-FGA	3FG%	FT-FTA	FT%	OFF	DEF	TOT	AVG	PF-FO	A	TO	BLK	STL	PTS	AVG
2020-21	MTSU	7/0	31/4.4	1-9	.111	0-0	.000	5-8	.625	6	6	12	1.7	7-0	0	1	2	2	7	1.0
2021-22	MTSU	27/0	142/5.3	8-11	.727	0-1	.000	6-7	.857	15	20	35	1.3	42-2	2	14	5	3	22	0.8
2022-23	MTSU	27/0	105/3.9	5-13	.385	0-3	.000	6-10	.600	13	8	21	0.8	41-1	2	4	2	4	16	0.6
2023-24	MTSU	21/0	132/6.3	6-14	.429	0-0	.000	9-14	.643	11	26	37	1.8	27-0	1	4	6	1	21	1.0
Total		**82/0**	**410/5.0**	**20-47**	**.426**	**0-4**	**.000**	**26-39**	**.667**	**45**	**60**	**105**	**1.3**	**117-3**	**5**	**23**	**15**	**10**	**66**	**0.98**

CAREER GAME-BY-GAME

2020-21	FG-A	3PT-A	FT-A	O-D-T	A	TO	B	S	PTS
at FIU	1-1	0-0	0-0	1-2-3	0	0	0	0	2
Southern Miss.	0-5	0-0	4-6	3-1-4	0	0	2	2	4
at Western Ky.	0-1	0-0	0-0	0-0-0	0	1	0	0	0
UAB	0-0	0-0	0-0	0-0-0	0	0	0	0	0
at Charlotte	0-0	0-0	0-0	0-0-0	0	0	0	0	0
Marshall	0-2	0-0	1-2	2-3-5	0	0	0	0	1
vs Tennessee	0-0	0-0	0-0	0-0-0	0	0	0	0	0
Total	**1-9**	**0-0**	**5-8**	**6-6-12**	**0**	**1**	**2**	**2**	**7**

2021-22	FG-A	3PT-A	FT-A	O-D-T	A	TO	B	S	PTS
East Carolina	0-0	0-0	0-0	1-2-3	1	5	1	0	0
at VCU	0-0	0-0	0-0	0-2-2	0	2	0	1	0
Vanderbilt	0-0	0-0	0-0	1-1-2	0	0	0	0	0
at Tennessee Tech	0-0	0-0	0-0	0-0-0	0	1	0	0	0
vs Marquette	1-1	0-0	0-0	2-0-2	0	0	1	0	2
vs Illinois	1-1	0-0	0-0	1-4-5	0	0	0	1	2
Mercer	0-2	0-0	0-0	1-0-1	0	0	0	0	0
at Lipscomb	1-1	0-0	1-2	1-1-2	0	0	0	0	3
at Troy	0-0	0-0	0-0	0-0-0	0	0	0	0	0
Southern Ill.	2-2	0-0	1-1	1-1-2	0	0	1	0	5
at UTSA	0-0	0-0	0-0	0-1-1	0	0	1	0	0
at UTEP	0-0	0-0	0-0	0-0-0	0	0	0	0	0
Rice	0-0	0-0	2-2	1-1-2	1	0	0	0	2
North Texas	0-0	0-0	0-0	0-0-0	0	0	0	0	0
at Fla. Atlantic	0-0	0-0	0-0	0-0-0	0	0	0	0	0
at Southern Miss.	0-0	0-0	0-0	1-0-1	0	0	0	0	0
Marshall	0-0	0-0	2-2	0-1-1	0	0	0	0	2
UAB	0-0	0-0	0-0	0-0-0	0	0	0	0	0
at Old Dominion	0-0	0-0	0-0	0-0-0	0	0	0	0	0
FIU	0-0	0-0	0-0	0-0-0	0	0	0	0	0
Fla. Atlantic	1-1	0-0	0-0	2-1-3	0	1	1	1	2
Charlotte	0-0	0-0	0-0	0-0-0	0	1	0	0	0
Old Dominion	1-1	0-0	0-0	0-0-0	0	0	0	0	2
vs Southern Miss.	0-0	0-0	0-0	1-1-2	0	1	0	0	0
Wofford	0-1	0-1	0-0	1-3-4	0	3	0	0	0
Wake Forest	0-0	0-0	0-0	0-1-1	0	0	0	0	0
at Toledo	1-1	0-0	0-0	1-0-1	0	0	0	0	2
Total	**8-11**	**0-1**	**6-7**	**15-20-35**	**2**	**14**	**5**	**3**	**22**

2022-23	FG-A	3PT-A	FT-A	O-D-T	A	TO	B	S	PTS
at Mercer	0-0	0-0	0-0	0-0-0	0	1	0	0	0
at Southern Ill.	1-1	0-0	3-4	4-0-4	0	0	0	1	5
vs Texas Tech	0-0	0-0	0-0	0-0-0	1	0	0	0	0
vs Missouri St.	1-2	0-0	0-0	3-1-4	0	0	0	1	2
Tennessee Tech	0-0	0-0	0-0	0-0-0	0	1	0	1	0
Louisville	0-0	0-0	0-0	0-0-0	0	0	0	0	0
at Rice	0-0	0-0	0-0	0-0-0	0	0	0	0	0
Charlotte	0-2	0-0	0-0	1-0-1	1	0	0	0	0
at Western Ky.	1-1	0-0	0-0	0-1-1	0	0	0	0	2
UTSA	0-1	0-1	0-0	0-2-2	0	1	0	0	0
at North Texas	0-2	0-0	0-0	1-0-1	0	0	0	0	0
Rice	0-0	0-0	0-0	1-0-1	0	0	0	0	0
at UAB	0-0	0-0	0-0	2-0-2	0	0	0	0	0
at Charlotte	0-0	0-0	0-0	0-0-0	0	0	0	0	0
Louisiana Tech	0-0	0-0	0-0	0-0-0	0	0	0	0	0
Fla. Atlantic	1-1	0-0	0-0	0-0-0	0	0	0	0	2
FIU	0-0	0-0	0-0	0-0-0	0	0	0	0	0
at UTEP	0-0	0-0	0-0	0-1-1	0	0	0	0	0
at UTSA	0-0	0-0	2-2	0-0-0	0	1	0	0	2
Western Ky.	0-0	0-0	0-0	0-0-0	0	0	0	1	0
UAB	0-1	0-1	0-0	0-0-0	0	0	0	0	0
at FIU	0-0	0-0	0-0	0-0-0	0	0	0	0	0
North Texas	1-1	0-0	0-2	0-0-0	0	0	0	0	2
UTEP	0-0	0-0	0-0	0-0-0	0	0	0	0	0
vs Charlotte	0-1	0-1	1-2	0-3-3	0	0	2	0	1
vs UTEP	0-0	0-0	0-0	1-0-1	0	0	0	0	0
vs Colorado	0-0	0-0	0-0	0-0-0	0	0	0	0	0
Total	**5-13**	**0-3**	**6-10**	**13-8-21**	**2**	**4**	**2**	**4**	**16**

2023-24	FG-A	3PT-A	FT-A	O-D-T	A	TO	B	S	PTS
Florida A&M	2-3	0-0	0-0	0-1-1	0	1	2	0	4
vs Michigan	1-3	0-0	0-0	1-1-2	0	0	1	0	2
vs DePaul	0-0	0-0	0-0	0-0-0	0	1	0	0	0
vs Memphis	0-0	0-0	2-2	0-0-0	0	1	0	0	2
at SIUE	0-0	0-0	0-0	0-0-0	0	0	0	0	0
at Belmont	0-0	0-0	1-2	0-1-1	0	0	0	1	1
at Tennessee Tech	0-0	0-0	2-4	1-3-4	0	0	0	0	2
SFA	0-0	0-0	0-0	0-0-0	0	0	0	0	0
Northern Ky.	0-0	0-0	0-0	1-2-3	0	0	0	0	0
at Grand Canyon	0-0	0-0	0-0	0-2-2	0	0	0	0	0
at Sam Houston	0-2	0-0	2-2	3-1-4	0	1	1	0	2
UTEP	0-0	0-0	0-0	0-0-0	0	0	0	0	0
New Mexico St.	0-0	0-0	0-0	0-1-1	0	0	0	0	0
at FIU	0-1	0-0	1-2	0-4-4	0	0	2	0	1
Western Ky.	1-2	0-0	0-0	0-0-0	0	0	0	0	2
FIU	1-2	0-0	0-0	1-1-2	0	0	0	0	2
at New Mexico St.	0-0	0-0	0-0	0-0-0	0	0	0	0	0
Sam Houston	0-0	0-0	0-0	0-0-0	0	0	0	0	0
Louisiana Tech	0-0	0-0	0-0	0-0-0	0	0	0	0	0
vs UTEP	1-1	0-0	1-2	2-1-3	1	0	0	0	3
at LSU	0-0	0-0	0-0	2-8-10	0	0	0	0	0
Total	**6-14**	**0-0**	**9-14**	**11-26-37**	**1**	**4**	**6**	**1**	**21**



Courtney BLAKELY

SENIOR | GUARD | 5-8 | GARY, INDIANA

CAREER HIGHS

Points	24, vs. Stanford (1.28.24)
Rebounds	8, 2x last vs. Rice (1.11.23)
FGs Made	11, vs. Stanford (1.28.24)
FGs Attempted	20, vs. Stanford (1.28.24)
3FGs Made	3, at Charlotte (1.19.23)
3FGs Attempted	6, at UTSA (2.4.23)
FTs Made	8, vs. Rice (1.11.23)
FTs Attempted	10, vs. Rice (1.11.23)
Assists	11, vs. UTSA (1.5.23)
Blocks	1, 7x last vs. Gonzaga (12.20.23)
Steals	5, vs. Seattle (12.31.23)
Minutes	40, 2x last at North Texas (1.7.23)

MISCELLANEOUS STATS

Double Digit Points	Career	20
Double Digit Rebounds	Career	--
Double Digit Assists	Career	1
Double-Doubles	Career	1
20-Points	Career	1

2023-24 JUNIOR, ARIZONA

Averaged 4.8 points, 1.4 assists, 1.3 rebounds and 1.1 steals per game... Shot 81.1 percent from the charity stripe... Charted the third-best three-point percentage on the team, at 34.3 percent... Scored 24 points (11-of-20) against Stanford for a career high. Her 11 made field goals were also a career best... Tallied a career-best five steals in the win over Seattle... Posted double-digit scoring performances in four games, three of which were in-conference... Averaged 5.8 points per game in conference play and played in all 18 of Arizona's conference matchups... Shot 43.6 percent from the field and 42.9 percent from three-point range in conference games.

2022-23 SOPHOMORE, MTSU

Enjoyed a breakout season splitting point guard responsibilities with Player of the Year candidate Savannah Wheeler... Played in 31 games, earning 10 starts... Averaged 7.1 points, 3.0 rebounds, 2.6 assists and 1.3 steals per game... Shot 42.8 percent from the field, a marked improvement from shooting 37.6 percent as a freshman. Also connected on 75.3 percent of free-throw attempts... Posted a 43 to 24 assist-to-turnover ratio in 17 league games... Her electrifying speed in initiating the MTSU offense helped the program to the top spot among C-USA in scoring offense and the best-best scoring margin in C-USA history at +16.0 ppg... Nearly recorded a triple-double in win over UTSA Jan. 5 with 11 points, 11 assists and eight rebounds... Scored a season-high 16 points, along with three rebounds and three assists in an 85-46 win at FIU (Feb. 18)... Scored 15 points and pulled eight rebounds in 85-56 win against Rice (Jan. 11)... Netted 11 games with double figure scoring... 15 games with 3-plus assists, including career-high 11 vs. UTSA (1/5) with no turnovers.

2021-22 FRESHMAN, MTSU

Electrifying point guard appeared in all 35 games, averaging 16 minutes per game... Posted five double-figure scoring games and scored in 28 contests... 11 games with three-plus assists... Made collegiate debut vs. ECU with 14 points on 5-of-10 shooting to go with five assists and one steal... Made first collegiate start at Southern Miss... Strong effort against Illinois, providing seven points, four assists and a season-high two steals... Career-high six assists against Mercer... Contributed nine points on career-high five free throws at Lipscomb... Tallied eight points, three steals and two assists at Troy, establishing career highs for rebounds (4) and minutes (20:27)... 2-of-3 from 3-point range for six points, adding four assists and three rebounds at UTSA... Career high three steals at UTEP ... Strong all-around game vs. Rice with career high for minutes (37:47), while also tying career highs for rebounds (4) and steals (3); finished with 13 points, four rebounds, four assists, no turnovers and three steals... Career highs for points (18) and field goals (8) vs. North Texas... Came up big at Marshall (2/24) with 11 points, career-high five rebounds, three assists, three steal... Was 3-of-6 from the field and 5-of-5 from the free-throw line... Scored eight points (on 4-of-7 shooting), dished out four assits and collected two steals vs. Wofford in first round of the WNIT.

HIGH SCHOOL

Four-year letter winner for coach Vanita Golston at Bishop Noll Institute... Named to the Indiana All-Star Game following outstanding senior season... Career averages of 23 points, 4 assists, 4 rebounds and 4 steals per game... Bishop Noll's all-time leading scorer (girls or boys) with 2,324 points... Career points total of 2,324 ranks 16th all-time in Indiana High School Athletic Association... Led Indiana in scoring as a senior (2020-21) with 31.7 points per game, to go with 4.0 rebounds, 4.0 assists and 4.4 steals... McDonald's All-American Nominee (2021)... Passthaball Who's NXT? All-American game participant... Indiana Basketball Coaches Association Supreme 15 All-State selection... Associated Press All-State... GSSC 3X Player of the Year... Hoops For Pink Tournament MVP (2018)... Averaged 23 points as a junior (2019-20) and 20.4 as a sophomore (2018-19) at Bishop Noll... Led Bishop Noll to three conference championships and two sectional championships... National Honor Society... Honors graduate.

PERSONAL

Born April 6... Daughter of Jermal and Angela Blakely... Mom, Angela, was a team captain and All-Big Ten selection at Iowa and also played in the WNBA for Detroit... Plans to pursue a Bachelor of Science (B.S.) degree in Integrated Studies.

Season	Team	GP/GS	MIN/AVG	FG-FGA	FG%	3FG-FGA	3FG%	FT-FTA	FT%	OFF	DEF	TOT	AVG	PF-FO	A	TO	BLK	STL	PTS	AVG
2021-22	MTSU	35/1	561/16.0	64-170	.376	7-43	.163	43-66	.652	14	53	67	1.9	63-0	72	58	2	38	178	5.1
2022-23	MTSU	33/10	821/24.9	83-194	.428	14-49	.286	55-73	.753	20	79	99	3.0	82-3	87	66	4	43	235	7.1
2023-24	Arizona	29/0	504/17.4	51-131	.389	12-31	.387	30-37	.811	13	25	38	1.3	51-0	40	34	1	34	144	5.0
Total		**99/11**	**1,886/19.4**	**198-495**	**.400**	**33-123**	**.268**	**128-176**	**.727**	**47**	**157**	**204**	**2.1**	**196-3**	**199**	**158**	**7**	**115**	**557**	**5.7**

CAREER GAME-BY-GAME

2021-22	FG-A	3PT-A	FT-A	O-D-T	A	TO	B	S	PTS
East Carolina	5-10	2-4	2-4	0-0-0	5	6	0	1	14
at VCU	0-4	0-0	0-0	1-0-1	0	0	0	1	0
Vanderbilt	1-3	0-1	2-6	0-0-0	0	3	0	1	4
at Tennessee Tech	3-8	0-2	1-2	0-1-1	1	2	0	1	7
vs Marquette	1-3	0-0	1-2	0-1-1	0	0	0	0	3
vs Illinois	2-6	1-4	2-2	0-0-0	4	2	0	2	7
Mercer	2-6	0-4	1-2	0-1-1	6	2	0	1	5
at Lipscomb	2-5	0-1	5-7	0-0-0	1	0	0	2	9
at Troy	3-6	0-0	2-2	0-4-4	2	1	0	3	8
Southern Ill.	0-6	0-1	0-0	0-2-2	2	0	0	0	0
at UTSA	2-3	2-3	0-0	1-2-3	4	2	0	1	6
at UTEP	2-6	0-3	1-2	0-2-2	2	2	0	3	5
Rice	5-8	0-0	3-4	0-4-4	4	0	0	3	13
North Texas	8-13	1-2	1-2	0-3-3	4	2	0	2	18
at Fla. Atlantic	2-4	0-0	2-2	0-2-2	4	4	0	0	6
at FIU	3-8	1-3	0-0	0-4-4	1	3	0	2	7
at Southern Miss.	2-5	0-0	0-2	0-3-3	3	2	0	2	4
Marshall	1-7	0-4	2-2	1-2-3	1	2	0	1	4
Western Ky.	1-4	0-2	3-4	1-0-1	2	2	1	0	5
UAB	0-5	0-1	4-4	0-1-1	1	0	0	0	4
at Old Dominion	2-4	0-0	0-0	0-2-2	1	4	0	2	4
at Charlotte	0-2	0-1	0-0	0-1-1	1	1	0	0	0
FIU	0-1	0-0	1-6	3-1-4	1	2	0	0	1
Fla. Atlantic	1-4	0-1	0-0	2-0-2	2	1	0	0	2
at Marshall	3-6	0-2	5-5	1-4-5	3	3	0	3	11
at Western Ky.	0-2	0-0	0-0	0-0-0	1	1	0	0	0
Charlotte	2-5	0-1	0-0	1-2-3	2	0	0	2	4
Old Dominion	0-1	0-1	0-0	0-0-0	2	2	0	0	0
vs Southern Miss.	0-0	0-0	0-0	0-0-0	0	0	0	0	0
vs Louisiana Tech	2-2	0-0	0-0	0-0-0	0	0	0	0	4
Wofford	4-7	0-0	0-0	0-1-1	4	2	0	2	8
Wake Forest	4-7	0-0	4-4	0-4-4	2	1	0	2	12
Vanderbilt	1-2	0-0	0-0	0-1-1	1	3	1	0	2
at Toledo	0-2	0-0	1-2	1-2-3	1	2	0	0	1
Seton Hall	0-5	0-2	0-0	2-3-5	4	1	0	1	0
Total	**64-170**	**7-43**	**43-66**	**14-53-67**	**72**	**58**	**2**	**38**	**178**

2022-23	FG-A	3PT-A	FT-A	O-D-T	A	TO	B	S	PTS
at Mercer	2-6	0-0	3-4	0-1-1	3	1	0	1	7
at Southern Ill.	3-5	0-0	0-0	0-3-3	4	4	0	3	6
Belmont	2-5	1-2	2-2	1-0-1	1	3	0	1	7
vs Texas Tech	2-6	2-3	0-0	0-1-1	2	2	0	0	6
vs Missouri St.	3-10	0-1	4-5	0-4-4	0	3	0	3	10
Tennessee Tech	5-9	1-2	0-0	0-0-0	5	1	0	4	11
Louisville	2-9	0-3	0-0	0-6-6	1	1	0	0	4
at Memphis	2-5	0-0	0-0	1-2-3	8	2	0	0	4
Houston	3-7	0-1	2-3	1-4-5	3	7	1	2	8
at Rice	0-1	0-0	0-0	1-5-6	1	2	0	0	0
Charlotte	1-6	0-1	1-1	0-1-1	5	1	0	1	3
at Western Ky.	4-6	0-0	0-0	1-3-4	0	2	0	2	8
UTSA	3-6	1-1	4-5	0-8-8	11	0	0	0	11
at North Texas	3-6	0-1	3-4	1-3-4	5	1	0	3	9
Rice	3-4	1-1	8-10	2-6-8	2	1	1	2	15
at UAB	2-4	1-2	0-0	0-3-3	2	0	0	3	5
at Charlotte	4-7	3-4	0-0	0-2-2	2	2	0	2	11
Louisiana Tech	0-2	0-2	0-0	0-0-0	0	3	1	1	0
Fla. Atlantic	1-4	0-2	2-2	0-4-4	0	0	0	1	4
FIU	4-5	1-2	2-2	1-5-6	3	2	0	3	11
at UTEP	0-5	0-2	0-0	1-0-1	2	1	0	2	0
at UTSA	1-7	1-6	0-0	0-2-2	2	1	1	1	3
Western Ky.	1-5	0-1	3-4	2-2-4	4	3	0	0	5
UAB	1-5	0-1	7-8	0-4-4	1	2	0	1	9
at Fla. Atlantic	5-6	1-2	1-1	0-0-0	0	2	0	0	12
at FIU	7-11	0-1	2-2	1-1-2	3	1	0	3	16
at Louisiana Tech	0-4	0-1	0-0	2-1-3	2	2	0	0	0
North Texas	5-7	0-0	2-2	0-0-0	3	1	0	0	12
UTEP	3-9	0-3	3-7	1-1-2	3	2	0	1	9
vs Charlotte	4-8	0-2	3-5	2-3-5	1	5	0	1	11
vs UTEP	0-2	0-0	2-2	0-0-0	1	2	0	1	2
vs Western Ky.	4-6	1-1	1-3	2-2-4	3	3	0	1	10
vs Colorado	3-6	0-1	0-1	0-2-2	4	3	0	0	6
Total	**83-194**	**14-49**	**55-73**	**20-79-99**	**87**	**66**	**4**	**43**	**235**

2023-24	FG-A	3PT-A	FT-A	O-D-T	A	TO	B	S	PTS
vs Memphis	2-4	0-1	0-0	0-1-1	2	3	0	3	4
vs Ole Miss	0-2	0-1	0-0	0-2-2	0	1	0	1	0
vs South Dakota	0-6	0-4	0-0	0-0-0	1	0	0	0	0
at UNLV	0-1	0-0	0-0	0-0-0	0	0	0	0	0
UC San Diego	3-5	2-2	2-2	2-0-2	3	2	0	2	10
Texas	0-2	0-0	0-0	1-1-2	3	2	0	0	0
at Arizona St.	2-3	2-3	0-0	0-1-1	2	1	0	0	6
vs Gonzaga	0-1	0-1	6-8	0-0-0	1	0	1	1	6
Seattle U	1-6	0-2	5-6	0-2-2	1	1	0	5	7
Colorado	2-5	0-1	0-0	0-0-0	3	0	0	2	4
Utah	1-2	0-0	2-2	0-1-1	1	0	0	1	4
at Oregon St.	0-0	0-0	0-0	0-0-0	1	0	0	0	0
at Oregon	1-2	0-0	0-0	0-0-0	2	3	0	1	2
at Washington	2-5	1-2	0-0	0-1-1	1	1	0	1	5
at Washington St.	0-2	0-1	0-0	1-0-1	0	0	0	0	0
California	3-7	1-2	0-0	0-1-1	0	1	0	1	7
Stanford	11-20	2-3	0-1	0-1-1	1	3	0	4	24
Arizona St.	5-9	0-1	0-0	0-1-1	3	4	0	0	10
at UCLA	2-5	0-1	2-2	2-1-3	2	1	0	1	6
at Southern Cal.	0-0	0-0	0-0	0-0-0	0	1	0	1	0
Washington St.	0-4	0-1	1-2	1-2-3	4	1	0	1	1
Washington	2-4	1-2	0-0	1-1-2	0	1	0	0	5
at Stanford	2-5	0-0	0-0	0-0-0	0	2	0	0	4
at California	3-4	1-2	2-2	2-1-3	1	0	0	2	9
Southern Cal.	2-6	1-1	6-6	1-2-3	1	1	0	0	11
UCLA	3-11	0-1	0-0	0-1-1	3	0	0	3	6
vs Washington	1-5	1-2	2-2	1-1-2	0	1	0	1	5
vs Southern Cal.	2-4	0-0	0-0	0-1-1	1	3	0	0	4
vs Auburn	0-4	0-0	2-4	1-2-3	3	1	0	2	2
vs Syracuse	1-3	0-1	0-0	0-1-1	1	0	0	1	2
Total	**51-137**	**12-35**	**30-37**	**13-25-38**	**41**	**34**	**1**	**34**	**144**



Anastasiia BOLDYREVA

SENIOR | CENTER | 6-7 | MOSCOW, RUSSIA

CAREER HIGHS

Points	32, at LA Tech (1.10.24)
Rebounds	15, 2x last at Jax State (1.24.24)
FGs Made	15, at LA Tech (1.10.24)
FGs Attempted	22, 2x last at LA Tech (1.10.24)
3FGs Made	3, vs. Liberty (3.16.24)
3FGs Attempted	3, 2x last vs. Liberty (3.16.24)
FTs Made	7, 2x last vs. Memphis (11.20.23)
FTs Attempted	12, 2x last vs. Memphis (11.20.23)
Assists	4, at WKU (2.24.24)
Blocks	8, at Jax State (1.24.24)
Steals	5, at SIUE (11.26.23)
Minutes	42, at LA Tech (1.10.24)

MISCELLANEOUS STATS

Double Digit Points	Career	43
Double Digit Rebounds	Career	13
Double-Doubles	Career	13
20-Points	Career	9
30-Points	Career	1

AWARDS

2023-24: CUSA Defensive Player of the Year... CUSA First Team All-Conference... CUSA All-Defensive Team... CUSA All-Tournament Team... 1x Ann Meyers Drysdale USBWA National Player of the Week... 2x CUSA Player of the Week.
2022-23: N/A
2021-22: CUSA All-Freshman Team... 2x CUSA Freshman of the Week.

2023-24 JUNIOR

Played and started all 35 games... Averaged 14.5 points, 8.5 rebounds and 2.9 blocks per game... Connected for 61 percent of field goal attempts... Scored double figures in 22 games... Tallied 20+ points in eight games, including a career-high 32 points against LA Tech (1/10)... Logged a team-high 12 double-doubles on the season... Posted an 11-point, 12-rebound double-double in the Blue Raiders First Round NCAA Tournament win over No. 6 seed Louisville (3/22)... Poured in 21 points and six rebounds against Liberty in the CUSA Championship Game on 9-of-13 shooting, including a perfect 3-of-3 from beyond the arc (3/16)... Logged a 13-point, 14-rebound double-double in MTSU's win at WKU to clinch the CUSA Regular Season Title (2/24)... Nearly posted a triple-double against Jax State with 27 points, a career-high 15 rebounds and a career-high eight blocks (1/24)... Tallied 15 points and 10 rebounds, while going a perfect 7-of-7 from the field in the Blue Raiders' win over Sam Houston (1/13)... Posted a 32-point, 12-rebound double-double in an overtime win over LA Tech to open CUSA play (1/10)... Scored 17 points and grabbed a career-high 15 rebounds against Tennessee Tech (12/10)... Nearly posted a triple-double in MTSU's first win over the Lady Vols with 17 points, nine rebounds and seven blocks (12/6)... Led the Bad Boy Mowers Women's Battle 4 Atlantis in scoring (20.7 PPG) and blocks (4.3 BPG)... Tallied 25 points, 13 rebounds and six blocks against Memphis in the Battle 4 Atlantis (11/20)... Poured in 23 points, seven rebounds and four blocks against Michigan in the Battle 4 Atlantis (11/18)... Posted a 23-point, 12-rebound double-double in the season opener against Memphis (11/6).

2022-23 SOPHOMORE

Played in all 33 games, earning 30 starts... Averaged 7.4 points and 3.7 rebounds... Connected for 57.3 percent of field goal attempts... Scored double figures in nine games, including season-high 21 points against Rice (Jan. 11)... Poured in 16 points on 6-of-8 shooting in just 22 minutes in NCAA Tournament against Colorado... Had five-plus rebounds in 12 games, including season-high nine against UTSA (Jan. 5)... Knocked down eight of nine field goal attempts at North Texas (Jan. 7)... Six-of-seven from the field against WKU (Feb. 9)... Seven-of-12 from the field against Rice (Jan. 11) and 7-of-13 against LA Tech (Jan. 21).

2021-22 FRESHMAN

Started all 35 games of collegiate career... Named to five-person C-USA All-Freshman Team... Two-time C-USA Freshman of the Week (1/31); (2/13)... Second in C-USA for blocks per game (2.1)... 40th nationally for blocks (56); 69th nationally for blocks per game (1.6)... Sixth on the Lady Raider single-season blocks list with 56... Multiple blocked shots in 16 games, including career high five vs. FIU (2/17)... Scored in 32 of 35 games, including 13 with double figures... First career double-double with 10 points & 10 reobunds at FIU (1/15), setting career highs for points, rebounds and blocked shots (4)... Established new career high for points (14) and field goals (6) at Southern Miss, scoring double figures in consecutive games for first time... New career high for points (17) vs. Marshall, marking the third straight game to set a new career high... Poured in 22 points on 10-of-15 shooting vs. Charlotte, establishing new career highs in each category... Dominant performance vs. FIU (2/17) with 21 points, seven rebounds, five blocks and 10-of-13 shooting from the field... Scored 15 points on 6-of-8 shooting to go with seven rebounds and four blocked shots vs. ODU (3/5), helping MT clinch the No. 2 seed in C-USA Tourney... Scored 15 points on 6-of-9 shooting, adding six rebounds in first round of WNIT vs. Wofford... Stat sheet stuffer with 12 points (on 6-of-8 shooting), six rebounds and four blocked shots vs. Wake Forest in second round of WNIT... Career highs for points (28) and field goals (13) at Toledo in WNIT quarterfinals; was 11-of-15 for 23 points in the second half and OT.

PERSONAL

Born July 11... Daughter of Anna Boldyreva... Has one sister, Ekaterina Bogatova... Plans to pursue a Bachelor of Business Administration (B.B.A).

Season	Team	GP/GS	MIN/AVG	FG-FGA	FG%	3FG-FGA	3FG%	FT-FTA	FT%	OFF	DEF	TOT	AVG	PF-FO	A	TO	BLK	STL	PTS	AVG
2021-22	MTSU	35/35	617/17.6	123-237	.519	7-15	.467	42-62	.677	44	91	135	3.9	62-0	17	43	56	6	295	8.4
2022-23	MTSU	33/30	502/15.2	102-178	.573	6-12	.500	34-56	.607	47	76	123	3.7	54-0	17	36	43	9	244	7.4
2023-24	MTSU	35/35	1057/30.2	216-354	.610	16-35	.457	59-105	.562	97	199	296	8.5	93-4	30	74	101	24	507	14.5
Total		**103/100**	**2176/21.1**	**441-769**	**.573**	**29-62**	**.468**	**135-223**	**.605**	**188**	**366**	**554**	**5.4**	**209-4**	**64**	**153**	**200**	**39**	**1046**	**10.2**

CAREER GAME-BY-GAME

2021-2022	FG-A	3PT-A	FT-A	O-D-T	A	TO	B	S	PTS
East Carolina	2-6	0-0	4-5	1-2-3	0	1	1	0	8
at VCU	2-7	0-0	0-0	0-6-6	0	1	2	1	4
Vanderbilt	1-3	0-0	0-0	0-0-0	0	0	3	0	2
at Tennessee Tech	2-5	0-0	3-4	1-3-4	2	3	3	0	7
vs Marquette	0-1	0-0	0-0	0-0-0	0	1	0	0	0
vs Illinois	3-3	0-0	0-0	1-0-1	0	0	0	0	6
Mercer	2-3	0-0	0-0	1-1-2	0	1	0	0	4
at Lipscomb	1-5	1-1	0-0	0-3-3	1	2	1	1	3
at Troy	0-2	0-0	0-0	0-0-0	0	0	0	0	0
Southern Ill.	1-2	0-1	0-0	2-0-2	0	0	0	0	2
at UTSA	1-2	0-0	0-0	2-3-5	0	1	1	0	2
at UTEP	2-4	0-0	0-0	1-5-6	0	0	2	1	4
Rice	3-6	0-0	2-2	0-1-1	0	1	2	0	8
North Texas	1-2	0-0	0-0	0-0-0	0	0	0	0	2
at Fla. Atlantic	4-8	0-1	0-0	0-1-1	1	1	3	0	8
at FIU	4-8	0-0	2-2	5-5-10	2	1	4	0	10
at Southern Miss.	6-8	0-1	2-4	1-2-3	0	0	1	1	14
Marshall	6-10	1-1	4-6	3-2-5	2	1	1	0	17
Western Ky.	2-9	0-1	2-4	3-1-4	1	2	2	0	6
UAB	6-12	0-1	3-5	0-3-3	1	1	3	1	15
at Old Dominion	4-10	0-0	0-0	2-3-5	1	1	1	0	8
at Charlotte	10-15	2-2	0-0	0-6-6	1	2	3	0	22
FIU	10-13	0-0	1-3	3-4-7	2	2	5	0	21
Fla. Atlantic	1-6	0-0	2-2	2-4-6	0	2	2	0	4
at Marshall	1-5	0-1	6-8	1-6-7	1	4	2	0	8
at Western Ky.	5-11	0-0	1-1	5-2-7	0	2	1	0	11
Charlotte	4-12	0-0	2-2	3-2-5	0	1	0	0	10
Old Dominion	6-8	1-1	2-4	0-7-7	0	2	4	0	15
vs Southern Miss.	0-1	0-1	0-0	0-1-1	0	2	1	0	0
vs Louisiana Tech	1-2	0-0	1-2	1-0-1	1	1	0	0	3
Wofford	6-9	0-1	3-3	1-5-6	0	1	0	0	15
Wake Forest	6-8	0-0	0-1	1-5-6	0	1	4	0	12
Vanderbilt	2-3	0-0	0-0	2-2-4	1	2	1	0	4
at Toledo	13-20	1-1	1-2	0-3-3	0	2	3	1	28
Seton Hall	5-8	1-1	1-2	2-3-5	0	1	0	0	12
Total	**123-237**	**7-15**	**42-62**	**44-91-135**	**17**	**43**	**56**	**6**	**295**

2022-2023	FG-A	3PT-A	FT-A	O-D-T	A	TO	B	S	PTS
at Mercer	4-10	0-0	1-3	1-2-3	1	1	2	0	9
at Southern Ill.	4-4	0-0	2-2	2-3-5	1	2	0	1	10
Belmont	2-2	0-0	0-0	1-0-1	1	0	1	0	4
vs Texas Tech	1-3	1-1	0-0	0-1-1	0	0	0	0	3
vs Missouri St.	0-1	0-0	0-0	0-5-5	0	1	2	0	0
Tennessee Tech	3-7	0-0	4-6	3-2-5	0	2	2	0	10
Louisville	1-3	1-1	0-0	1-1-2	1	1	0	0	3
at Memphis	4-7	0-0	0-0	2-1-3	2	2	3	0	8
Houston	4-9	1-1	0-0	3-5-8	0	0	1	0	9
at Rice	1-2	0-0	0-0	0-1-1	0	0	2	0	2
Charlotte	1-4	0-0	0-1	0-1-1	0	0	1	0	2
at Western Ky.	2-2	0-0	0-0	1-0-1	0	1	0	0	4
UTSA	6-11	1-1	3-4	6-3-9	0	0	4	0	16
at North Texas	8-9	0-0	0-0	0-4-4	1	0	2	0	16
Rice	7-12	0-0	7-12	2-5-7	0	2	2	1	21
at UAB	2-8	0-1	2-2	2-3-5	0	1	0	1	6
at Charlotte	1-3	0-0	0-0	0-1-1	1	1	0	0	2
Louisiana Tech	7-13	0-1	4-4	2-6-8	2	4	4	0	18
Fla. Atlantic	1-4	0-1	1-2	1-2-3	0	1	2	0	3
FIU	3-5	0-1	1-2	1-3-4	0	0	1	0	7
at UTEP	2-4	0-0	0-0	3-1-4	0	1	1	1	4
at UTSA	3-4	0-0	1-4	2-2-4	1	2	0	0	7
Western Ky.	6-7	0-0	1-3	2-4-6	2	2	3	1	13
UAB	2-4	1-1	1-2	0-6-6	1	1	3	2	6
at Fla. Atlantic	1-2	0-0	0-0	0-0-0	0	1	0	0	2
at FIU	3-4	0-1	0-0	2-2-4	0	1	0	1	6
at Louisiana Tech	1-2	0-1	0-0	0-0-0	1	3	1	0	2
North Texas	5-6	0-0	2-4	3-4-7	0	2	1	1	12
UTEP	4-6	0-0	1-2	2-2-4	2	0	0	0	9
vs Charlotte	4-7	0-0	0-0	1-0-1	0	0	1	0	8
vs UTEP	2-2	0-0	0-0	1-0-1	0	2	1	0	4
vs Western Ky.	1-3	0-0	0-0	3-2-5	0	2	1	0	2
vs Colorado	6-8	1-1	3-3	0-4-4	0	0	2	0	16
Total	**102-178**	**6-12**	**34-56**	**47-76-123**	**17**	**36**	**43**	**9**	**244**

2023-24	FG-A	3PT-A	FT-A	O-D-T	A	TO	B	S	PTS
Memphis	9-19	1-3	4-5	4-8-12	0	3	3	1	23
Florida A&M	3-5	0-0	0-0	2-2-4	1	0	2	0	6
Princeton	3-9	0-2	3-4	2-4-6	1	3	2	0	9
vs Michigan	10-15	1-1	2-4	1-6-7	0	6	4	0	23
vs DePaul	5-7	1-1	3-6	4-4-8	3	2	3	0	14
vs Memphis	9-22	0-1	7-12	7-6-13	0	2	6	1	25
at SIUE	2-7	0-1	2-3	1-2-3	1	3	1	5	6
at Houston	9-10	0-0	0-3	3-4-7	0	3	1	0	18
at Belmont	4-12	0-0	1-2	4-4-8	2	0	2	2	9
vs Tennessee	8-13	1-2	0-0	4-5-9	3	3	7	1	17
at Tennessee Tech	8-10	0-0	1-4	3-12-15	0	1	2	1	17
SFA	4-7	0-1	0-0	1-4-5	0	1	5	1	8
Northern Ky.	2-3	0-0	5-6	3-0-3	3	2	4	0	9
at Grand Canyon	1-5	0-0	2-2	4-4-8	0	2	2	1	4
at Louisiana Tech	15-22	0-1	2-3	3-9-12	0	4	4	0	32
at Sam Houston	7-7	1-1	0-0	4-6-10	3	2	2	0	15
UTEP	2-5	0-0	2-2	3-0-3	0	0	0	0	6
New Mexico St.	8-10	1-2	1-1	2-8-10	2	2	3	0	18
at Jacksonville St.	12-19	1-2	2-4	2-13-15	3	1	8	2	27
at FIU	5-8	0-0	0-1	1-5-6	0	2	3	0	10
Western Ky.	4-9	1-2	0-4	3-5-8	1	1	2	2	9
Liberty	8-10	1-2	3-4	1-4-5	0	0	1	0	20
FIU	4-8	0-0	1-1	3-4-7	0	3	3	0	9
at New Mexico St.	6-8	0-0	2-2	3-9-12	1	3	4	0	14
at UTEP	4-11	1-2	0-0	4-5-9	0	1	4	0	9
Jacksonville St.	12-15	0-1	3-8	1-3-4	1	3	2	0	27
at Western Ky.	4-6	1-2	4-7	3-11-14	4	5	1	3	13
Sam Houston	7-9	0-0	2-6	3-6-9	0	0	2	1	16
at Liberty	3-7	0-0	4-5	4-5-9	1	2	4	0	10
Louisiana Tech	8-13	0-1	2-3	5-8-13	0	2	1	2	18
vs UTEP	4-5	1-1	0-0	2-6-8	0	1	1	0	9
vs Louisiana Tech	8-13	0-0	0-0	5-9-14	0	4	4	0	16
vs Liberty	9-13	3-3	0-1	1-5-6	0	1	2	1	21
vs Louisville	5-8	0-2	1-2	1-11-12	0	5	3	0	11
at LSU	4-4	1-1	0-0	0-2-2	0	1	3	0	9
Total	**216-354**	**16-35**	**59-105**	**97-199-296**	**30**	**74**	**101**	**24**	**507**



10 Jalynn GREGORY

SENIOR | GUARD | 5-8 | LAFAYETTE, TENNESSEE

CAREER HIGHS

Points	30, at WKU (2.26.22)
Rebounds	8 vs. Belmont (11.16.22)
FGs Made	11, at WKU (2.26.22)
FGs Attempted	10, 2x last vs. Princeton (11.12.23)
3FGs Made	8, at Jax State (1.24.24)
3FGs Attempted	19, at Memphis (12.10.22)
FTs Made	10, 3x last vs. Louisville (3.22.24)
FTs Attempted	12, at WKU (12.31.22)
Assists	7, at UTSA (12.30.21)
Blocks	2, 2x last vs. LA Tech (1.21.23)
Steals	5, vs. Memphis (11.6.23)
Minutes	45, 2x last vs. LA Tech (1.10.24)

MISCELLANEOUS STATS

Double Digit Points	Career	56
Double Digit Rebounds	Career	--
Double-Doubles	Career	--
20-Points	Career	17
30-Points	Career	1

AWARDS

2023-24: CUSA Second-Team All-Conference... CUSA All-Tournament Team... 1x Ann Meyers Drysdale USBWA National Player of the Week... 2x CUSA Player of the Week... CUSA Preseason All-Conference.
2022-23: CUSA Second-Team All-Conference... CUSA Tournament MVP... CUSA All-Tournament Team... CSC Academic All-District.
2021-22: CUSA All-Freshman Team... 2x CUSA Freshman of the Week.

2023-24 JUNIOR

Played and started all 35 games... Averaged 12.4 points, 3.2 rebounds, 2.8 assists and 1.5 steals per game... Led CUSA in three-point shooting for the second consecutive season... Went 94-of-263 from beyond the arc (35.7 percent)... Led CUSA in free throw percentage, shooting 90.9 percent from the charity stripe... Scored double figures in 20 games... Tallied 20+ points in six games, including a season-high 25 points against Tennessee Tech (12/10)... Connected on four or more three-point field goals in 13 games, including five games with five or more... Poured in a team-high 24 points, on 5-of-8 shooting, including 4-of-7 from beyond the arc and 10-of-11 from the charity strip in MTSU's First Round NCAA Tournament win against Louisville (3/22)... Posted 18 points in the Blue Raiders' CUSA Quarterfinal win over UTEP (3/13)... Scored 18 points on 6-of-8 shooting, including 5-of-7 from beyond the arc against LA Tech (3/9)... Logged 21 points on 7-of-11 shooting, including five triples against Sam Houston (3/2)... Tallied 19 points and four steals in MTSU's win at NM State (2/15)... Notched a season-high seven rebounds against FIU (2/10)... Registered 19 points on 4-of-7 shooting and went 8-of-9 from the charity stripe against WKU (2/3)... Poured in 24 points on a season-high 8-of-12 from beyond the arc against Jax State (1/24)... Her eight triples against Jax State mark the most made by a player in CUSA this season – men or women... Logged 14 points and a season-high six assists against Sam Houston (1/13)... Posted 22 points on 6-of-13 shooting, including five triples in MTSU's win over Tennessee (12/6)... Tallied 21 points, including five triples against Princeton (11/12)... Scored 12 point, going a perfect 10-of-10 from the charity stripe and logged a career-high five steal against Memphis (11/6).

2022-23 SOPHOMORE

Named C-USA Tournament MVP after averaging 17.7 points and connecting for nine 3-pointers, including 5-of-5 vs. WKU in championship game... Averaged 13.4 points, 4.1 rebounds, 2.1 assists and 1.6 steals per game... Capped season with 442 points and has 794 for her career... Shot 38.7 percent from the field, including 33.6 percent from beyond the arc... Led C-USA with 85 3-pointers and was the only player in the league to average 2.5 treys per game... One of the nation's best free-throw shooters, connected for 86.4 percent (89-of-103) from the charity stripe... Connected for three or more 3-points in 14 games, including career-high seven at Memphis (12/10)... Poured in double-figures scoring in 22 of 33 games played... Started all 33 games played and has started all 67 games of collegiate career... Opened the season with a 20-point performance against Mercer... Most notable regular-season contest game at WKU with 26 points, hitting 10-of-12 free throws in a win... Poured in 24 points on the strength of six 3-pointers at North Texas (1/7).

2021-22 FRESHMAN

Started all 34 games played during breakout freshman campaign... Named to five-person C-USA All-Freshman Team... 2X C-USA Freshman of the Week (12/6), (12/20)... Named to NCAA.com Starting Five (12/22)... 71st nationally for 3-PT FG% (.370) & 61st for 3-PT FGs made (71)... Sixth in C-USA for 3-point FGs per game (2.1)... Multiple 3-pointers in 22 games, including five with five or more... Sixth in C-USA for 3-point FGs per game (2.0)... Scored in 33 of 34 games, including double figures in 15... Five-plus rebounds in 11 games, including season high seven caroms three times... Multiple assists in 14 games, including season high seven at UTSA... Strong all-around game at VCU with 11 points and six rebounds... Season highs for points (15), FGs (6), 3-PT FGs (3) & assists (4) at Tenn. Tech ... 12 points vs. Marquette scoring in double figures in back-to-back games for first time in career... Season-high four steals and tied career high for assists (4) vs. Mercer... Connected for carer-high five 3-pointers (in six attempts) at Lipscomb... Season-highs for points (27) & FGs (10) vs. SIU, tying career high for 3s 5)... Season-high seven assists and tied career high for rebounds (7) at UTSA... 16 points on 5-of-9 shooting from the field and 5-of-5 from FT line vs. Rice... Tied season high for 3-pointers with 5 vs. FIU, scoring game-high 23 points... Best game of season at WKU with career highs for points (30), field goals (11), 3-point field goals (6) and minutes played (45)... Netted 18 points, knocking down three 3-pointers in C-USA quarterfinals vs. Southern Miss... 5-of-7 from 3-point range vs. Wofford in WNIT First Round... Connected on two FTs with seven seconds remaining to force OT in WNIT quarterfinals at Toledo.

HIGH SCHOOL

Four-year letter winner for coach Larry White at Macon County High School... Highly-decorated player amassed 2,204 career points, 554 rebounds, 363 assists, 281 steals, 334 3-pointers and 58 blocked shots/// Career 85 percent shooter from the free-throw line... Led Macon County to the 2021 TSSAA Class AA state championship... Played in the state tournament all four years, reaching the title game twice and the final four all four years... 2020-21 Miss Basketball Finalist... 2021 State Tournament MVP... 3X TSWA All-State Team... 3X TSSAA State Tournament Team... 2X Region MVP... 3X All-District... Macon County Valedictorian... Honor Student...Scholars of Academic Excellence Tennessee Scholar.

PERSONAL

Born April 2... Daughter of Nathan and Tracy Gregory... Cousin Kelsey Gregory played basketball at Lipscomb (2013-17)... Graduated in August 2024 with a Bachelor of Science (B.S.) degree in Psychology and minors in Biology and Athletic Coaching... Plans to pursue a Master of Professional Studies with a concentration in Strategic Leadership.

Season	Team	GP/GS	MIN/AVG	FG-FGA	FG%	3FG-FGA	3FG%	FT-FTA	FT%	OFF	DEF	TOT	AVG	PF-FO	A	TO	BLK	STL	PTS	AVG
2021-22	MTSU	34/34	1127/33.1	117-300	.390	71-192	.370	47-58	.810	29	82	111	3.3	98-2	53	46	2	47	352	10.4
2022-23	MTSU	33/33	1185/35.9	134-346	.387	85-253	.336	89-103	.864	44	92	136	4.1	90-2	69	50	6	53	442	13.4
2023-24	MTSU	35/35	1300/37.1	120-340	.353	94-263	.357	100-110	.909	14	99	113	3.2	84-1	98	52	6	58	434	12.4
Total		**102/102**	**3612/35.4**	**371-986**	**.376**	**250-708**	**.353**	**236-271**	**.871**	**87**	**273**	**360**	**3.5**	**272-5**	**220**	**148**	**14**	**158**	**1228**	**12.0**

CAREER GAME-BY-GAME

2021-22	FG-A	3PT-A	FT-A	O-D-T	A	TO	B	S	PTS
East Carolina	1-3	1-3	0-0	1-4-5	1	7	1	2	3
at VCU	3-8	1-4	4-4	0-6-6	0	0	0	0	11
Vanderbilt	1-9	0-4	0-0	5-2-7	1	1	0	0	2
at Tennessee Tech	6-12	3-6	0-1	0-1-1	4	0	0	2	15
vs Marquette	4-12	2-6	2-2	2-1-3	0	2	0	1	12
vs Illinois	3-10	2-8	0-0	0-1-1	0	1	0	1	8
Mercer	2-9	1-7	1-1	0-6-6	4	1	0	4	6
at Lipscomb	5-6	5-6	0-0	1-4-5	3	5	0	1	15
at Troy	4-15	2-7	3-3	0-0-0	3	2	0	3	13
Southern Ill.	10-18	5-8	2-3	1-3-4	2	3	0	2	27
at UTSA	4-13	2-8	4-6	2-5-7	7	3	0	1	14
at UTEP	5-12	3-8	3-4	1-3-4	0	0	0	1	16
Rice	5-9	1-3	5-5	0-4-4	2	1	0	3	16
North Texas	3-11	2-7	0-0	1-6-7	0	3	0	0	8
at Fla. Atlantic	2-6	1-3	2-2	0-2-2	1	2	0	1	7
at FIU	3-8	2-7	0-0	0-1-1	0	1	0	2	8
Marshall	2-4	2-3	1-2	0-1-1	2	1	0	2	7
Western Ky.	3-9	3-9	0-2	1-0-1	2	2	0	1	9
UAB	1-5	0-1	4-4	2-1-3	1	0	0	1	6
at Old Dominion	0-6	0-2	0-0	0-1-1	2	1	0	2	0
at Charlotte	1-2	0-1	0-0	0-2-2	1	1	0	0	2
FIU	7-15	5-12	4-4	4-2-6	0	1	0	2	23
Fla. Atlantic	2-6	2-4	1-2	2-0-2	2	0	0	1	7
at Marshall	3-5	3-5	0-0	0-1-1	0	0	0	0	9
at Western Ky.	11-18	6-8	2-2	0-3-3	4	0	0	2	30
Charlotte	2-6	0-3	1-2	1-2-3	1	1	0	2	5
Old Dominion	2-6	2-6	1-2	0-4-4	1	1	0	1	7
vs Southern Miss.	5-11	3-8	5-5	1-2-3	1	1	1	0	18
vs Louisiana Tech	4-13	2-11	0-0	0-4-4	0	1	0	2	10
Wofford	5-9	5-7	0-0	0-1-1	1	0	0	0	15
Wake Forest	1-4	1-4	0-0	2-3-5	3	0	0	1	3
Vanderbilt	3-6	2-5	0-0	1-4-5	3	2	0	1	8
at Toledo	0-4	0-1	2-2	0-0-0	0	2	0	3	2
Seton Hall	4-10	2-7	0-0	1-2-3	1	0	0	2	10
Total	**117-300**	**71-192**	**47-58**	**29-82-111**	**53**	**46**	**2**	**47**	**352**

2022-23	FG-A	3PT-A	FT-A	O-D-T	A	TO	B	S	PTS
at Mercer	5-11	4-8	6-6	1-1-2	2	1	0	2	20
at Southern Ill.	5-8	3-6	0-0	2-1-3	2	0	0	2	13
Belmont	4-8	2-5	2-2	4-4-8	2	1	0	4	12
vs Texas Tech	2-8	1-5	0-0	3-4-7	5	2	2	2	5
vs Missouri St.	1-4	1-3	6-6	1-4-5	3	1	0	3	9
Tennessee Tech	2-6	2-6	5-5	0-3-3	0	1	0	1	11
Louisville	2-5	2-4	0-0	0-5-5	4	1	0	3	6
at Memphis	7-19	7-19	1-2	1-2-3	2	0	0	1	22
Houston	4-8	3-7	3-4	2-2-4	2	3	0	2	14
at Rice	3-9	2-7	0-0	2-0-2	2	3	0	2	8
Charlotte	1-7	1-6	2-2	2-5-7	2	1	0	1	5
at Western Ky.	6-17	4-13	10-12	0-1-1	4	4	1	1	26
UTSA	4-10	4-7	2-2	1-1-2	2	0	0	1	14
at North Texas	9-20	6-15	0-0	2-5-7	2	1	0	3	24
Rice	3-10	2-8	5-6	2-2-4	3	1	0	1	13
at UAB	4-10	1-6	1-2	0-1-1	0	1	0	1	10
at Charlotte	5-13	3-11	2-3	1-4-5	1	1	0	1	15
Louisiana Tech	2-8	2-8	2-2	2-2-4	5	1	2	1	8
Fla. Atlantic	3-12	0-6	0-0	1-3-4	3	0	0	3	6
FIU	2-9	1-3	0-0	2-3-5	0	4	0	1	5
at UTEP	6-12	3-8	5-5	1-5-6	0	3	0	3	20
at UTSA	1-15	1-14	2-5	1-3-4	3	0	0	1	5
Western Ky.	7-13	5-11	0-0	1-2-3	2	2	0	1	19
UAB	6-12	2-5	1-1	0-4-4	1	1	0	2	15
at Fla. Atlantic	4-9	2-6	3-3	0-3-3	3	0	0	1	13
at FIU	6-10	4-7	4-4	0-3-3	3	1	1	4	20
at Louisiana Tech	6-10	2-4	2-2	2-3-5	0	5	0	1	16
North Texas	5-11	4-10	1-2	2-2-4	3	1	0	1	15
UTEP	5-11	1-4	6-7	0-5-5	3	1	0	0	17
vs Charlotte	1-8	1-7	4-4	3-2-5	2	3	0	1	7
vs UTEP	6-15	3-12	7-9	4-3-7	2	1	0	2	22
vs Western Ky.	6-10	5-5	7-7	0-4-4	1	4	0	0	24
vs Colorado	1-8	1-7	0-0	1-0-1	0	1	0	0	3
Total	**134-346**	**85-253**	**89-103**	**44-92-136**	**69**	**50**	**6**	**53**	**442**

2023-24	FG-A	3PT-A	FT-A	O-D-T	A	TO	B	S	PTS
Memphis	1-8	0-4	10-10	0-4-4	1	2	1	5	12
Florida A&M	4-15	3-11	4-4	0-3-3	4	2	0	3	15
Princeton	5-20	5-17	6-8	0-3-3	1	0	0	1	21
vs Michigan	2-9	1-4	2-2	2-2-4	5	3	1	1	7
vs DePaul	3-12	3-11	0-0	0-4-4	4	5	1	1	9
vs Memphis	0-6	0-5	5-6	1-3-4	1	1	0	0	5
at SIUE	4-10	1-5	5-6	0-3-3	3	3	0	4	14
at Houston	1-9	1-6	0-0	1-5-6	6	6	0	3	3
at Belmont	2-7	1-4	0-0	0-4-4	3	2	0	1	5
vs Tennessee	6-13	5-9	5-6	1-4-5	3	2	0	2	22
at Tennessee Tech	8-15	4-9	5-5	1-1-2	2	3	0	4	25
SFA	3-13	3-9	0-0	1-0-1	5	0	0	1	9
Northern Ky.	4-14	4-13	4-4	0-1-1	1	0	0	2	16
at Grand Canyon	2-8	2-6	2-3	1-1-2	2	2	0	1	8
at Louisiana Tech	1-8	1-4	2-2	0-2-2	2	2	0	1	5
at Sam Houston	5-9	4-7	0-0	0-2-2	6	1	0	1	14
UTEP	4-17	2-14	3-4	0-3-3	4	0	0	3	13
New Mexico St.	2-5	2-5	2-2	0-1-1	3	0	0	1	8
at Jacksonville St.	8-14	8-12	0-0	1-3-4	4	1	0	1	24
at FIU	5-9	4-8	0-0	1-5-6	5	1	0	1	14
Western Ky.	4-7	3-6	8-9	0-3-3	1	2	1	1	19
Liberty	2-3	2-3	6-6	0-4-4	1	0	0	1	12
FIU	2-4	2-4	0-0	0-7-7	1	2	0	1	6
at New Mexico St.	5-12	4-10	5-5	1-2-3	4	0	0	4	19
at UTEP	4-15	4-12	2-2	0-2-2	4	2	0	0	14
Jacksonville St.	0-4	0-3	2-2	0-3-3	4	1	0	2	2
at Western Ky.	1-6	0-5	0-0	0-1-1	2	2	0	2	2
Sam Houston	7-11	5-9	2-2	0-4-4	3	2	1	1	21
at Liberty	3-5	3-5	0-0	1-2-3	0	0	0	2	9
Louisiana Tech	6-8	5-7	1-2	0-1-1	2	0	1	2	18
vs UTEP	5-12	4-11	4-4	1-2-3	4	1	0	2	18
vs Louisiana Tech	1-6	0-4	2-2	0-2-2	2	1	0	2	4
vs Liberty	3-6	2-4	3-3	0-7-7	1	2	0	0	11
vs Louisville	5-8	4-7	10-11	0-3-3	4	1	0	1	24
at LSU	2-12	2-10	0-0	1-2-3	0	0	0	0	6
Total	**120-340**	**94-263**	**100-110**	**14-99-113**	**98**	**52**	**6**	**58**	**434**



Gracie DODGEN

R-JUNIOR | GUARD | 5-10 | SPARTA, TENNESSEE

CAREER HIGHS

Points.....3, 2x last vs. Florida A&M (11.9.23)
Rebounds.....1,2x last vs. SFA (12.17.23)
FGs Made..... 1, 2x last vs. Florida A&M (11.9.23)
FGs Attempted..... 5, vs. Wofford (3.17.22)
3FGs Made..... 1, 2x last vs. Florida A&M (11.9.23)
3FGs Attempted..... 5, vs. Wofford (3.17.22)
FTs Made.....N/A
FTs Attempted..... 2, vs. Marshall (1.27.22)
Assists.....1, vs. Florida A&M (11.9.23)
Blocks.....N/A
Steals.....1, 2x last vs. SFA (12.17.23)
Minutes..... 15 vs. Florida A&M (11.9.23)

MISCELLANEOUS STATS

Double Digit Points..... Career --
Double Digit Rebounds..... Career --
Double-Doubles..... Career --

2023-24 R-SOPHOMORE
Played 12-of-35 games... Made her return to the court against Florida A&M (11/9)... Tallied a career-high 15 minutes and three points against the Rattlers (11/9)... Went 1-of-6 from beyond the arc on the season... Logged eight minutes against Belmont (12/3).

2022-23 SOPHOMORE
Took a redshirt season following season-ending injury during preseason.

2021-22 FRESHMAN
Played in 17 games during true freshman season...Made collegiate debut in first game vs. ECU (11/9/21), connecting on only 3-point attempt... Career-high for minutes (9:32) vs. Rice... Shot 35 percent (6-of-17) from 3-point range... Connected for one 3-pointer in six games... Tallied career high for points (3) six different times.

HIGH SCHOOL
Four-year letter winner for coach Michael Dodgen at White County HS... White County's all-time leading scorer (2,068)... Career scoring average of 17.5 ppg... White County's all-time leader in 3-point field goals (414)... Collected 182 career steals, 174 career assists; shot 46 percent from the field and 83 percent from FT line during career... Set the Tennessee single-game record for 3-pointers with 15 vs. Kingston HS (12/20/20)... School-record 45 points vs. Kingston HS (12/20/20)... McDonald's All-American Nominee (2021)... 2X TSWA All-State Team... 3X All-Region 3-AAA Team... Tennessean All-Midstate Team... Tennessean All-Area Team... 4X All-District 6-AAA Team... Sonic Shootout MVP; Daytona Beach Classic MVP; Panama City Marlin Classic All-Tournament team... BCAT All-Star Game participant... District championship junior season and reached region tournament all four years... Beta Club President... Most Athletic Superlative... Graduated Top 10 percent of class.

PERSONAL
Born June 15... Daughter of Michael and Beth Dodgen... Grandfather played college basketball at Tennessee for one year and three years at Tennessee Wesleyan, where he was an All-American... Plans to pursue a Bachelor of Science (B.S.) degree in Physical Education.

Season	Team	GP/GS	MIN/AVG	FG-FGA	FG%	3FG-FGA	3FG%	FT-FTA	FT%	OFF	DEF	TOT	AVG	PF-FO	A	TO	BLK	STL	PTS	AVG
2021-22	MTSU	17/0	51/3.0	6-18	.333	6-17	.353	0-2	.000	0	2	2	0.1	1-0	0	3	0	0	18	1.1
2022-23	MTSU	--	--	--	--	--	--	--	--	--	--	--	--	--	--	--	--	--	--	--
2023-24	MTSU	12/0	45/3.8	1-6	.167	1-6	.167	0-0	.000	0	1	1	0.1	2-0	1	1	0	2	3	0.3
Total		**29/0**	**96/3.3**	**7-24**	**.292**	**7-23**	**.304**	**0-2**	**.000**	**0**	**3**	**3**	**.1**	**3-0**	**1**	**4**	**0**	**2**	**21**	**0.7**

CAREER GAME-BY-GAME

2021-22	FG-A	3PT-A	FT-A	O-D-T	A	TO	B	S	PTS
East Carolina	1-1	1-1	0-0	0-0-0	0	0	0	0	3
at Tennessee Tech	0-0	0-0	0-0	0-0-0	0	1	0	0	0
vs Marquette	0-0	0-0	0-0	0-0-0	0	0	0	0	0
at Lipscomb	1-4	1-4	0-0	0-0-0	0	1	0	0	3
at Troy	0-0	0-0	0-0	0-0-0	0	0	0	0	0
at UTSA	1-1	1-1	0-0	0-0-0	0	0	0	0	3
Rice	1-3	1-2	0-0	0-0-0	0	1	0	0	3
North Texas	1-2	1-2	0-0	0-0-0	0	0	0	0	3
at FIU	0-0	0-0	0-0	0-0-0	0	0	0	0	0
at Southern Miss.	0-0	0-0	0-0	0-1-1	0	0	0	0	0
Marshall	0-1	0-1	0-2	0-1-1	0	0	0	0	0
Western Ky.	0-0	0-0	0-0	0-0-0	0	0	0	0	0
UAB	0-0	0-0	0-0	0-0-0	0	0	0	0	0
Fla. Atlantic	1-1	1-1	0-0	0-0-0	0	0	0	0	3
Wofford	0-5	0-5	0-0	0-0-0	0	0	0	0	0
Wake Forest	0-0	0-0	0-0	0-0-0	0	0	0	0	0
Vanderbilt	0-0	0-0	0-0	0-0-0	0	0	0	0	0
Total	**6-18**	**6-17**	**0-2**	**0-2-2**	**0**	**3**	**0**	**0**	**18**

2022-23	FG-A	3PT-A	FT-A	O-D-T	A	TO	B	S	PTS
Redshirt due to injury									

2023-24	FG-A	3PT-A	FT-A	O-D-T	A	TO	B	S	PTS
Florida A&M	1-3	1-3	0-0	0-0-0	1	1	0	0	3
Princeton	0-0	0-0	0-0	0-0-0	0	0	0	0	0
at SIUE	0-0	0-0	0-0	0-0-0	0	0	0	1	0
at Belmont	0-1	0-1	0-0	0-0-0	0	0	0	0	0
SFA	0-2	0-2	0-0	0-1-1	0	0	0	1	0
Northern Ky.	0-0	0-0	0-0	0-0-0	0	0	0	0	0
at Sam Houston	0-0	0-0	0-0	0-0-0	0	0	0	0	0
New Mexico St.	0-0	0-0	0-0	0-0-0	0	0	0	0	0
Sam Houston	0-0	0-0	0-0	0-0-0	0	0	0	0	0
Louisiana Tech	0-0	0-0	0-0	0-0-0	0	0	0	0	0
vs Louisiana Tech	0-0	0-0	0-0	0-0-0	0	0	0	0	0
at LSU	0-0	0-0	0-0	0-0-0	0	0	0	0	0
Total	**1-6**	**1-6**	**0-0**	**0-1-1**	**1**	**1**	**0**	**2**	**3**



Ta'Nia SCOTT

JUNIOR | GUARD | 6-0 | CLARKSVILLE, TENNESSEE

CAREER HIGHS

Points	26, 3x last vs. Sam Houston (3.2.24)
Rebounds	14, vs. LA Tech (1.10.24)
FGs Made	9, 4x last vs. WKU (2.3.24)
FGs Attempted	17, 2x last at FIU (1.27.24)
3FGs Made	4, 3x last at FIU (1.27.24)
3FGs Attempted	7, at LSU (3.24.24)
FTs Made	9, vs. Sam Houston (3.2.24)
FTs Attempted	10, vs. Sam Houston (3.2.24)
Assists	4, vs. UTEP (3.13.24)
Blocks	4, vs. Liberty (2.8.24)
Steals	6, vs. SFA (12.17.23)
Minutes	45, at LA Tech (1.10.24)

MISCELLANEOUS STATS

Double Digit Points	Career	22
Double Digit Rebounds	Career	7
Double-Doubles	Career	3
20-Points	Career	7

AWARDS

2023-24: CUSA Second-Team All-Conference... 1x CUSA Player of the Week.
2022-23: N/A

2023-24 SOPHOMORE

Played and started all 35 games... Averaged 12.2 points, 5.6 rebounds, 1.6 steals, 1.5 assists and 1.1 blocks per game... Scored double figures in 21 games, including a career-high 26 points three times... Registered 20+ points in seven games... Pulled in 5+ rebounds in 21 games... Registered double-digit boards in six games... Logged three double-doubles on the season... Poured in 15 points, five rebounds and a pair of blocks in MTSU's Second Round NCAA Tournament game against LSU (3/24)... Scored 16 points and went 7-of-8 from the charity stripe against Liberty in the CUSA Championship Game (3/16)... Tallied 26 points, four steals and four assists on 8-of-12 shooting and went 9-of-12 from the free throw line against Sam Houston (3/2)... Posted 26 points, seven rebounds and three steals against WKU (2/3)... Logged a 26-point, 10-rebound double-double against FIU (1/27)... Poured in 16 points, seven rebounds and three assists against UTEP (1/18)... Scored 20 points and 14 rebounds in the Blue Raiders' overtime win over LA Tech (1/10)... Added 10 points and six rebounds in MTSU's win over Tennessee (12/6)... Posted 20 points against Belmont (12/3)... Logged 18 points, 11 rebounds and five steals in road win over Houston (11/29)... Tallied 21 points and four rebounds against SIUE (11/26)... Scored 20 points and six rebounds against DePaul in the Battle 4 Atlantis (11/19)... Poured in eight points and 10 rebounds her first career start against Memphis (11/6).

2022-23 FRESHMAN

Saw action in 25 games, scoring 52 points, pulling 42 rebounds and collecting 10 steals... Shot 43.9 percent from the field (18-of-41)... Made major contributions behind some of the top players in C-USA, helping MTSU secure a 16-game win streak at one point... Saw action in 12 of 17 games during league play... Connected on 9-of-21 two-point field goal attempts in league play and was 8-of-11 from the free-throw line... Set season highs in points (10) and rebounds (7) vs. UTSA (Jan. 5).

HIGH SCHOOL

Four-year letterwinner for coach Ben Wallace at Clarksville Northwest HS... 2,044 points in prep career... Tennessee Class AAA Miss Basketball Finalist... 2X Class AAA Tennessee Sports Writers All-State selection... 2X Leaf-Chronicle Area Player of the Year... Named MVP at the Iverson Classic Tennessee Dream Game, April 2022. 2X District MVP... 2X All-District Tournament... All-District honoree... All-Region honoree... Averaged 23.5 points, 8.9 rebounds, 3.2 blocks, while shooting 48 percent from the field during senior season at Northwest HS... District Tournament MVP... Averaged 20.5 points, 8.9 rebounds, 2.0 assists, 2.1 steals and 3.1 blocks as a junior at Northwest HS... Led Northwest to a 25-4 record and the Class 3A Substate game as a junior.

PERSONAL

Born April 16... Daughter of Eric and Theresa McCoin... Has four brothers and two sisters... Plans to pursue a Bachelor of Fine Arts (B.F.A.) degree in Graphic Design.

Season	Team	GP/GS	MIN/AVG	FG-FGA	FG%	3FG-FGA	3FG%	FT-FTA	FT%	OFF	DEF	TOT	AVG	PF-FO	A	TO	BLK	STL	PTS	AVG
2022-23	MTSU	25/0	207/8.3	18-41	.439	2-10	.200	14-26	.538	8	34	42	1.7	12-0	2	9	6	10	52	2.1
2023-24	MTSU	35/35	1236/35.3	151-341	.443	46-124	.371	80-104	.769	39	158	197	5.6	64-1	54	68	39	57	428	12.2
Total		**60/35**	**1443/24.1**	**169-382**	**.442**	**48-134**	**.358**	**94-130**	**.723**	**47**	**192**	**239**	**4.0**	**76-1**	**56**	**77**	**45**	**67**	**480**	**8.0**

CAREER GAME-BY-GAME

2022-23	FG-A	3PT-A	FT-A	O-D-T	A	TO	B	S	PTS
at Mercer	1-1	0-0	0-1	1-2-3	0	1	0	1	2
at Southern Ill.	1-4	1-3	2-6	0-5-5	0	1	1	0	5
Belmont	0-0	0-0	0-0	0-1-1	0	0	0	0	0
vs Texas Tech	1-1	0-0	1-2	0-1-1	0	1	1	0	3
vs Missouri St.	3-5	0-1	1-2	1-1-2	0	0	0	0	7
Tennessee Tech	3-4	1-1	0-0	0-4-4	0	1	1	1	7
Louisville	0-0	0-0	0-0	0-0-0	0	0	0	0	0
at Memphis	0-0	0-0	2-4	0-1-1	0	0	0	1	2
Houston	0-0	0-0	0-0	0-0-0	0	0	0	0	0
Charlotte	1-1	0-0	2-2	0-1-1	0	1	0	0	4
at Western Ky.	1-4	0-2	0-0	0-1-1	0	1	0	1	2
UTSA	5-10	0-1	0-1	0-7-7	1	0	2	1	10
at North Texas	1-3	0-0	1-2	1-2-3	0	0	0	0	3
Rice	0-1	0-0	0-0	0-0-0	0	0	1	1	0
at UAB	0-1	0-0	0-0	0-0-0	0	1	0	1	0
at Charlotte	0-1	0-0	0-0	0-0-0	0	0	0	0	0
Fla. Atlantic	0-0	0-0	0-0	0-0-0	0	0	0	0	0
Western Ky.	1-3	0-1	1-2	2-5-7	0	1	0	1	3
UAB	0-1	0-1	2-2	3-1-4	1	1	0	2	2
at Fla. Atlantic	0-0	0-0	0-0	0-0-0	0	0	0	0	0
at FIU	0-1	0-0	2-2	0-1-1	0	0	0	0	2
at Louisiana Tech	0-0	0-0	0-0	0-0-0	0	0	0	0	0
North Texas	0-0	0-0	0-0	0-0-0	0	0	0	0	0
UTEP	0-0	0-0	0-0	0-0-0	0	0	0	0	0
vs Charlotte	0-0	0-0	0-0	0-1-1	0	0	0	0	0
Total	**18-41**	**2-10**	**14-16**	**8-34-42**	**2**	**9**	**6**	**10**	**52**

2023-24	FG-A	3PT-A	FT-A	O-D-T	A	TO	B	S	PTS
Memphis	3-6	1-2	1-2	1-9-10	1	2	1	0	8
Florida A&M	3-7	0-3	2-2	1-4-5	3	0	1	4	8
Princeton	4-9	0-3	2-3	3-2-5	2	2	0	2	10
vs Michigan	2-5	0-1	1-2	1-1-2	1	1	0	1	5
vs DePaul	9-16	2-5	0-0	0-6-6	0	4	0	2	20
vs Memphis	4-6	0-1	2-2	0-4-4	0	0	1	2	10
at SIUE	8-15	4-6	1-1	0-4-4	2	2	1	1	21
at Houston	7-12	2-4	2-2	1-10-11	1	4	0	5	18
at Belmont	5-9	3-3	7-8	0-2-2	0	1	0	0	20
vs Tennessee	2-8	1-2	5-6	0-6-6	3	4	0	1	10
at Tennessee Tech	3-8	1-1	0-0	0-3-3	3	5	0	2	7
SFA	2-5	0-1	3-3	1-2-3	0	2	1	6	7
Northern Ky.	3-8	2-4	0-0	1-9-10	1	0	1	1	8
at Grand Canyon	5-9	0-0	0-0	1-2-3	1	3	0	1	10
at Louisiana Tech	9-17	0-2	2-2	5-9-14	1	0	1	2	20
at Sam Houston	3-8	0-1	0-0	2-2-4	2	3	1	0	6
UTEP	5-10	4-7	2-4	1-6-7	3	3	1	1	16
New Mexico St.	2-7	1-2	4-4	1-3-4	3	3	2	1	9
at Jacksonville St.	0-5	0-2	2-4	1-3-4	2	1	1	0	2
at FIU	9-17	4-7	4-6	0-10-10	0	2	3	0	26
Western Ky.	9-16	3-7	5-6	3-4-7	2	1	2	3	26
Liberty	3-5	0-1	2-3	2-4-6	2	4	4	0	8
FIU	4-10	2-4	1-1	1-3-4	1	0	2	0	11
at New Mexico St.	3-10	2-7	0-0	1-2-3	3	4	0	0	8
at UTEP	1-3	0-1	0-0	0-3-3	2	1	1	4	2
Jacksonville St.	4-7	3-4	0-0	1-6-7	0	3	2	2	11
at Western Ky.	6-11	3-6	1-1	1-4-5	0	1	1	4	16
Sam Houston	8-12	1-4	9-10	0-2-2	4	0	1	4	26
at Liberty	5-13	0-5	3-5	2-5-7	1	0	1	1	13
Louisiana Tech	4-10	1-5	3-3	0-5-5	2	2	2	3	12
vs UTEP	1-9	0-3	1-2	3-7-10	4	0	1	0	3
vs Louisiana Tech	3-11	2-5	5-6	0-6-6	0	3	1	3	13
vs Liberty	4-10	1-5	7-8	0-5-5	1	1	3	0	16
vs Louisville	2-12	0-3	3-5	3-2-5	2	4	1	1	7
at LSU	6-15	3-7	0-3	2-3-5	1	2	2	0	15
Total	**151-341**	**46-124**	**80-104**	**39-158-197**	**54**	**68**	**39**	**57**	**428**



12 Gracie HAMBY

R-SOPHOMORE | GUARD | 5-8 | MURFREESBORO, TENNESSEE

CAREER HIGHS

Points	2, vs. NM State (1.20.24)
Rebounds	1, 3x last at Sam Houston (1.13.24)
FGs Made	1, vs. NM State (1.20.24)
FGs Attempted	1, vs. NM State (1.20.24)
3FGs Made	N/A
3FGs Attempted	N/A
FTs Made	N/A
FTs Attempted	N/A
Assists	1, vs. Florida A&M (11.9.23)
Blocks	N/A
Steals	1, at Sam Houston (1.13.24)
Minutes	5, vs. Florida A&M (11.9.23)

MISCELLANEOUS STATS

Double Digit Points	Career	--
Double Digit Rebounds	Career	--
Double-Doubles	Career	--
20-Points	Career	--

2023-24 R-FRESHMAN

Played 6-of-35 games... Made her collegiate debut against Florida A&M (11/9)... Logged a rebounds and an assists in a career-high five minutes against the Rattlers... Scored her first collegiate basket against NM State (1/20)... Recorded a steal in MTSU's win at Sam Houston (1/13).

2022-23 FRESHMAN

Took a redshirt season following season-ending injury during preseason.

HIGH SCHOOL

A part of Blackman's 7AAA Girls State Championship team in 2021... Earned All-State Tournament Team honors in 2021... Named to 7AAA All-District team, 7AAA All-District Tournament Team and 7AAA All-Region Team in 2022... Nathan Stevens Scholarship recipient... Played travel ball for Tennessee Bride, EAP and Team B Wright.

PERSONAL

Born April 23... The daughter of Butch and Melanie Hamby; Sister of Matthew, Jonathan, Caroline Foster and Catherine... Both parents and sister Caroline graduated from MTSU. Father, Butch, played football at MTSU... Plans to pursue a Bachelor of Business Administration (B.B.A) degree in Marketing.

Season	Team	GP/GS	MIN/AVG	FG-FGA	FG%	3FG-FGA	3FG%	FT-FTA	FT%	OFF	DEF	TOT	AVG	PF-FO	A	TO	BLK	STL	PTS	AVG
2022-23	MTSU	--	--	--	--	--	--	--	--	--	--	--	--	--	--	--	--	--	--	--
2023-24	MTSU	6/0	13/2.2	1-1	1.000	0-0	.000	0-0	.000	0	3	3	0.5	1-0	1	2	0	1	2	0.3
Total		**6/0**	**13/2.2**	**1-1**	**1.000**	**0-0**	**.000**	**0-0**	**.000**	**0**	**3**	**3**	**0.5**	**1-0**	**1**	**2**	**0**	**1**	**2**	**0.3**

CAREER GAME-BY-GAME

2022-23	FG-A	3PT-A	FT-A	O-D-T	A	TO	B	S	PTS
Redshirt due to injury									

2023-24	FG-A	3PT-A	FT-A	O-D-T	A	TO	B	S	PTS
Florida A&M	0-0	0-0	0-0	0-1-1	1	1	0	0	0
Northern Ky.	0-0	0-0	0-0	0-1-1	0	0	0	0	0
at Sam Houston	0-0	0-0	0-0	0-1-1	0	1	0	1	0
New Mexico St.	1-1	0-0	0-0	0-0-0	0	0	0	0	2
Sam Houston	0-0	0-0	0-0	0-0-0	0	0	0	0	0
vs Louisiana Tech	0-0	0-0	0-0	0-0-0	0	0	0	0	0
Total	**1-1**	**0-0**	**0-0**	**0-3-3**	**1**	**2**	**0**	**1**	**2**



Keiosha MASON

R-SOPHOMORE | CENTER | 6-3 | LEBANON, TENNESSEE

CAREER HIGHS

Points	N/A
Rebounds	N/A
FGs Made	N/A
FGs Attempted	N/A
3FGs Made	N/A
3FGs Attempted	N/A
FTs Made	N/A
FTs Attempted	N/A
Assists	N/A
Blocks	N/A
Steals	N/A
Minutes	4, vs. Florida A&M (11.9.23)

MISCELLANEOUS STATS

Double Digit Points	Career	--
Double Digit Rebounds	Career	--
Double-Doubles	Career	--
20-Points	Career	--

2023-24 R-FRESHMAN
Played 4-of-35 games... Made her collegiate debut against Florida A&M (11/9)... Logged a career-high four minutes against the Rattlers.

2022-23 FRESHMAN
Took a redshirt season.

HIGH SCHOOL
Averaged 11 points, eight rebounds and 2 blocks per game as a four-year letterwinner at Lebanon High School... Named to the All-District team in consecutive years (2021 and 2022) and was a three-time all-region tournament recipient from 2020-2022... Played travel ball for Tennessee Flight.

PERSONAL
Born November 10... Daughter of Rolando Dowell and LaToya Weir... Sister of Rolanda and Romya Dowell... Plans to pursue a Bachelor of Business Administration (B.B.A).

Season	Team	GP/GS	MIN/AVG	FG-FGA	FG%	3FG-FGA	3FG%	FT-FTA	FT%	OFF	DEF	TOT	AVG	PF-FO	A	TO	BLK	STL	PTS	AVG
2022-23	MTSU	--	--	--	--	--	--	--	--	--	--	--	--	--	--	--	--	--	--	--
2023-24	MTSU	4/0	10/2.5	0-0	.000	0-0	.000	0-0	.000	0	0	0	0.0	0-0	0	0	0	0	0	0.0
Total		**4/0**	**10/2.5**	**0-0**	**.000**	**0-0**	**.000**	**0-0**	**.000**	**0**	**0**	**0**	**0.0**	**0-0**	**0**	**0**	**0**	**0**	**0**	**0.0**

CAREER GAME-BY-GAME

2022-23	FG-A	3PT-A	FT-A	O-D-T	A	TO	B	S	PTS
Took a redshirt season									

2023-24	FG-A	3PT-A	FT-A	O-D-T	A	TO	B	S	PTS
Florida A&M	0-0	0-0	0-0	0-0-0	0	0	0	0	0
Northern Ky.	0-0	0-0	0-0	0-0-0	0	0	0	0	0
at Sam Houston	0-0	0-0	0-0	0-0-0	0	0	0	0	0
New Mexico St.	0-0	0-0	0-0	0-0-0	0	0	0	0	0
Total	**0-0**	**0-0**	**0-0**	**0-0-0**	**0**	**0**	**0**	**0**	**0**



Emily MONSON

SOPHOMORE | GUARD | 6-1 | MURFREESBORO, TENNESSEE

CAREER HIGHS

Points ..... 4, at UCLA (11.6.23)
Rebounds ..... 4, vs. SEMO (12.6.23)
FGs Made ..... 1, 2x last vs. Valparaiso (12.3.23)
FGs Attempted ..... 4, 2x last at Michigan State (1.24.24)
3FGs Made ..... 1, 3x last vs. Indiana State (12.20.23)
3FGs Attempted ..... 4, vs. Valparaiso (12.3.23)
FTs Made ..... 1, at UCLA (11.6.23)
FTs Attempted ..... 2, at UCLA (11.6.23)
Assists ..... 4, vs. Valparaiso (12.3.23)
Blocks ..... 1, vs. USI (11.26.23)
Steals ..... 1, at UCLA (11.6.23)
Minutes ..... 14, vs. USI (11.26.23)

MISCELLANEOUS STATS

Double Digit Points ..... Career --
Double Digit Rebounds ..... Career --
Double-Doubles ..... Career --
20-Points ..... Career --

2023-24 FRESHMAN, PURDUE

Played in 20-of-34 games... Posted four points in her collegiate debut against UCLA (11/6)... Tallied a career-high 14 minutes and three points against Southern Indiana (11/26... Registered four assists against Valparaiso (12/3)... Pulled in four rebounds against SEMO (12/6).

HIGH SCHOOL

Played for Blackman High School in Murfreesboro... Naismith High School All-America honorable mention... McDonald's All-America Game nominee... No. 15 player in the state by Prep Girls Hoops... 18 rating by Dan Olson Basketball Report... Tabbed Elite 150 by Prospects Nation... Guided the Blaze to a 2021 Tennessee 3A State Championship... Won four regional championships and three district titles... Invited to the Wooten Top-150 Camp... Tabbed Tennessee 4A All-State as a senior... Went 107-16 over high school career, including 81-8 as a starter for three seasons... Scored 1,066 points with 337 rebounds and 117 steals in career... Averaged a career-best 15.8 points on 44% shooting as a senior... Connected on 104 3-pointers at a 41% rate in final campaign... Scored more points as a senior than her first three seasons combined... Guided Blackman to the Elite Eight of the TSSAA 4A State Tournament... Averaged 15 points, 4.5 rebounds and 1.8 steals per game as a junior... Tallied 12 points, 3.1 rebounds and 1 steal per game as a sophomore... Saw limited action as a freshman due to injury to finish with 6.1 points per game.

PERSONAL

Born December 31... Daughter of Matt and Brenda Monson... Has one brother, Andrew... Plans to pursue a Bachelor of Science (B.S.) degree in Communications.

Season	Team	GP/GS	MIN/AVG	FG-FGA	FG%	3FG-FGA	3FG%	FT-FTA	FT%	OFF	DEF	TOT	AVG	PF-FO	A	TO	BLK	STL	PTS	AVG
2023-24	Purdue	20/0	72/3.6	4-26	.154	3-16	.188	1-2	.500	2	7	9	0.5	11-0	8	7	3	1	12	0.6
Total		**20/0**	**72/3.6**	**4-26**	**.154**	**3-16**	**.188**	**1-2**	**.500**	**2**	**7**	**9**	**0.5**	**11-0**	**8**	**7**	**3**	**1**	**12**	**0.6**

CAREER GAME-BY-GAME

2023-24	FG-A	3PT-A	FT-A	O-D-T	A	TO	B	S	PTS
at UCLA	1-1	1-1	1-2	0-0-0	0	2	0	1	4
Southern U.	0-0	0-0	0-0	1-0-1	0	1	0	0	0
vs Florida	0-1	0-1	0-0	0-0-0	0	0	0	0	0
Southern Ind.	0-3	0-0	0-0	0-1-1	1	0	1	0	0
Valparaiso	1-4	1-4	0-0	0-0-0	4	1	0	0	3
Southeast Mo. St.	0-0	0-0	0-0	1-3-4	2	2	0	0	0
at Notre Dame	0-1	0-0	0-0	0-0-0	0	0	0	0	0
Indiana St.	1-3	1-2	0-0	0-1-1	1	0	0	0	3
Wisconsin	0-2	0-1	0-0	0-0-0	0	0	0	0	0
at Maryland	1-1	0-0	0-0	0-1-1	0	0	0	0	2
at Penn St.	0-0	0-0	0-0	0-0-0	0	0	0	0	0
at Michigan St.	0-4	0-2	0-0	0-1-1	0	0	0	1	0
at Nebraska	0-0	0-0	0-0	0-0-0	0	1	0	0	0
at Northwestern	0-2	0-2	0-0	0-0-0	0	0	0	0	0
Nebraska	0-0	0-0	0-0	0-0-0	0	0	0	0	0
at Wisconsin	0-1	0-0	0-0	0-0-0	0	0	0	0	0
vs Nebraska	0-0	0-0	0-0	0-0-0	0	0	0	0	0
at Butler	0-0	0-0	0-0	0-0-0	0	0	0	0	0
Duquesne	0-3	0-3	0-0	0-0-0	0	0	0	0	0
Vermont	0-0	0-0	0-0	0-0-0	0	0	0	1	0
Total	**4-26**	**3-16**	**1-2**	**2-7-9**	**8**	**7**	**1**	**3**	**12**



Dora VAN RIJS

SOPHOMORE | FORWARD | 6-0 | BUDAPEST, HUNGARY

CAREER HIGHS

Points	N/A
Rebounds	2, vs. Florida A&M (11.9.23)
FGs Made	N/A
FGs Attempted	N/A
3FGs Made	N/A
3FGs Attempted	N/A
FTs Made	N/A
FTs Attempted	N/A
Assists	N/A
Blocks	N/A
Steals	N/A
Minutes	3, 2x last at Sam Houston (1.13.24)

MISCELLANEOUS STATS

Double Digit Points	Career	--
Double Digit Rebounds	Career	--
Double-Doubles	Career	--
20-Points	Career	--

2023-24 FRESHMAN

Played 4-of-35 games... Made her collegiate debut against Florida A&M (11/9)... Tallied two rebounds in three minutes of action against the Rattlers.

PERSONAL

Born June 18... Daughter of Ronald Jan Cornelis and Agnes Koncz Van Rijs... Has one sister, Luca Van Rijs... Plans to pursue a Bachelor of Science (B.S.) degree in Computer Science.

Season	Team	GP/GS	MIN/AVG	FG-FGA	FG%	3FG-FGA	3FG%	FT-FTA	FT%	OFF	DEF	TOT	AVG	PF-FO	A	TO	BLK	STL	PTS	AVG
2023-24	MTSU	4/0	8/2.0	0-0	.000	0-0	.000	0-0	.000	0	2	2	0.5	4-0	0	0	0	0	0	0.0
Total		**4/0**	**8/2.0**	**0-0**	**.000**	**0-0**	**.000**	**0-0**	**.000**	**0**	**2**	**2**	**0.5**	**4-0**	**0**	**0**	**0**	**0**	**0**	**0.0**

CAREER GAME-BY-GAME

2023-24	FG-A	3PT-A	FT-A	O-D-T	A	TO	B	S	PTS
Florida A&M	0-0	0-0	0-0	0-2-2	0	0	0	0	0
Northern Ky.	0-0	0-0	0-0	0-0-0	0	0	0	0	0
at Sam Houston	0-0	0-0	0-0	0-0-0	0	0	0	0	0
New Mexico St.	0-0	0-0	0-0	0-0-0	0	0	0	0	0
Total	**0-0**	**0-0**	**0-0**	**0-2-2**	**0**	**0**	**0**	**0**	**0**



Jada HARRISON

R-FRESHMAN | GUARD | 5-8 | MARTIN, TENNESSEE

2023-24 FRESHMAN
Took a redshirt season.

HIGH SCHOOL
Attended Westview High School... Played for coach Brian Haskins... 2022-23 Tennessee Class AA Miss Basketball... Two-time Tennessee Miss Basketball finalist... Named 2022-23 and 2021-22 All-West Tennessee Player of the Year... McDonald's All-American Game nominee... Three-time TSWA All-State Selection... Rated a four-star recruit by ESPN... Finished prep career with 2,121 points including scoring 578 as a senior... Averaged 17.0 points and led the Lady Chargers to their first state championship since 1996 as a senior... As a junior she averaged 16.2 points, eight rebounds, three assists and two steals per game... Averaged 17.1 points, 3.3 rebounds, 4.1 assists and two steals per game as a sophomore.

PERSONAL
Born August 18... Daughter of Dion and Latasha Harrison... Has four siblings: Tyquis Johnson, Tasharea Johnson, Holly Harrison and Tasia Jones... Plans to pursue a Bachelor of Science (B.S.) degree in Construction Management.



Stanislava KABERNICK

R-FRESHMAN | FORWARD | 6-1 | ST. PETERSBURG, RUSSIA

2023-24 FRESHMAN
Took a redshirt season.

PERSONAL
Born July 13... Daughter of Gennadiy and Milena Kabernick... Comes from a basketball family, Aunt played professionally overseas... Plans to pursue a Bachelor of Business Administration (B.B.A).



Savannah DAVIS

FRESHMAN | GUARD | 5-10 | McKENZIE, TENNESSEE

HIGH SCHOOL

Four-year letter winner for coach John Wilkins at McKenzie High School... 2x Tennessee Miss Basketball in 2022 and 2024... Helped lead McKenzie to a pair of Tennessee 1A State Championships in 2022 and 2023... Named the TSSAA Tournament MVP in 2022 and 2023... A four-time TSSAA and TSWA All-State Selection... Tabbed the District MVP four-times... Named the All-Region MVP as a freshman, sophomore and junior... Set the Tennessee single-game record for 3-pointers with 17 vs. Milan HS on Dec. 19, 2023. The record previously belonged to fellow Blue Raider, Gracie Dodgen, who made 15 3-pointers on Dec. 19, 2020... Also tied the single-game scoring record at McKenzie with her 60 point performance against Milan on Dec. 19, 2023... As a junior, she averaged 18.7 points and 6.2 rebounds per game.., As a sophomore, she averaged 18.8 points and 6.4 rebounds per game... On the softball diamond, she earned All-District honors in 2021, 2022, and 2023, while being named the District MVP twice.

PERSONAL

Born February 13... Daughter of William and Andrea Davis... Has one sister; Shelby... Plans to pursue a Bachelor of Business Administration (B.B.A).



Ana MILANOVIC

FRESHMAN | FORWARD | 6-3 | BELGRADE, SERBIA

PRE COLLEGE

Played for the Serbia National Team... In 2023 she logged 6.0 points and 5.1 rebounds per game in the FIBA U18 Women's European Championships... In 2022 she tallied 7.7 points and 7.3 rebounds per game in the FIBA U18 Women's European Championship Division B... In 2021 she posted 6.6 points and 10.6 rebounds per game in the FIBA U16 Women's European Challengers... In 2019 she recorded 8.8 points and 7.6 rebounds per game in the FIBA U16 Women's European Championship Division B.

PERSONAL

Born January 13... Daughter of Dragomir and Ijiljana Milanovic... Has yet to declare a major.

MIDDLE TENNESSEE WOMEN'S BASKETBALL

meet the coaching staff



Rick INSELL

HEAD COACH | 20TH SEASON | MIDDLE TENNESSEE '77

YEAR	SCHOOL	W/L	%	NOTES
77-78	SCHS	20-11	.645	--
78-79	SCHS	20-10	.667	--
79-80	SCHS	22-9	.710	--
80-81	SCHS	14-13	.518	--
81-82	SCHS	27-3	.900	--
82-83	SCHS	26-3	.896	--
83-84	SCHS	26-8	.764	State Runner-Up
84-85	SCHS	28-6	.823	State Runner-Up
85-86	**SCHS**	**39-0**	**1.000**	**State Champion**
86-87	SCHS	33-1	.970	--
87-88	SCHS	33-4	.891	State Runner-Up
88-89	**SCHS**	**36-0**	**1.000**	**State Champion**
89-90	**SCHS**	**35-0**	**1.000**	**State Champion**
90-91	**SCHS**	**33-0**	**1.000**	**State Champion**
91-92	**SCHS**	**32-4**	**.889**	**State Champion**
92-93	SCHS	23-6	.793	--
93-94	SCHS	31-5	.861	State Runner-Up
94-95	**SCHS**	**32-2**	**.941**	**State Champion**
95-96	SCHS	23-5	.821	--
96-97	SCHS	28-4	.875	State Runner-Up
97-98	SCHS	12-17	.413	--
98-99	SCHS	24-6	.800	--
99-00	**SCHS**	**31-5**	**.861**	**State Champion**
00-01	**SCHS**	**33-2**	**.942**	**State Champion**
01-02	SCHS	25-5	.833	--
02-03	**SCHS**	**37-1**	**.973**	**State Champion**
03-04	**SCHS**	**31-5**	**.861**	**State Champion**
04-05	**SCHS**	**20-13**	**.606**	**--**
Total	**SCHS**	**775-148**	**.840**	

YEAR	SCHOOL	W/L	%	NOTES
05-06	**MTSU**	**20-11**	**.645**	**NCAA Tournament**
06-07	**MTSU**	**30-4**	**.882**	**NCAA Tournament**
07-08	MTSU	22-12	.647	WNIT Second Round
08-09	**MTSU**	**28-6**	**.823**	**NCAA Tournament**
09-10	**MTSU**	**25-6**	**.806**	**NCAA Tournament**
10-11	**MTSU**	**23-8**	**.742**	**NCAA Tournament**
11-12	**MTSU**	**26-7**	**.787**	**NCAA Tournament**
12-13	**MTSU**	**25-8**	**.757**	**NCAA Tournament**
13-14	**MTSU**	**29-5**	**.853**	**NCAA Tournament**
14-15	MTSU	24-10	.705	WNIT Quarterfinals
15-16	**MTSU**	**24-9**	**.727**	**NCAA Tournament**
16-17	MTSU	23-11	.676	WNIT Third Round
17-18	MTSU	18-13	.580	WNIT First Round
18-19	MTSU	23-11	.676	WNIT Second Round
19-20	MTSU	21-9	.700	*Cancelled*
20-21	**MTSU**	**17-7**	**.708**	**NCAA Tournament**
21-22	MTSU	27-8	.771	WNIT Semifinals
22-23	**MTSU**	**28-5**	**.848**	**NCAA Tournament**
23-24	**MTSU**	**30-5**	**.857**	**NCAA Tournament**
Total	**MTSU**	**463-156**	**.748**	
Career		**1238-304**	**.803**	

No coach in Middle Tennessee women's basketball history has produced the success that Rick Insell has in 19 seasons. Since his arrival to Middle Tennessee in 2005, Insell has led the Raiders to 12 NCAA Tournament appearances, six WNITs, coached seven All-Americans and grew five WNBA Draft picks.

In his 19 seasons, the eight-time hall of fame inductee has established a track record unlike any other in the Lady Raiders' rich women's basketball history, while also creating lofty expectations. In 19 seasons leading his alma mater's women's basketball program, Insell has also positioned Middle Tennessee as one of the winningest programs nationally.

HEAD COACH RICK INSELL

Has produced 1,238 total victories in a career spanning 40-plus seasons. Record entering 2024-25 season:

463-156 record at Middle Tennessee

775-148 record at Shelbyville Central HS

Inducted into the Tennessee Secondary Schools Athletic Association Hall of Fame, 2003... Inducted into the National High School Hall of Fame, February 2007. He is one of only six Tennesseans, and just the fourth coach, elected... 2010 recipient of the Naismith Basketball Hall of Fame's Morgan Wootten Award for Lifetime Achievement for High School Girls Basketball... Inducted into Tennessee Sports Hall of Fame, 2012... Inducted into the Cannon County Sports Hall of Fame, 2013... Inducted into the Women's Basketball Hall of Fame, June 2017... Inducted into the Blue Raiders Sports Hall of Fame, September 2017... Inducted into the Basketball Coaches Association of Tennessee (BCAT) Hall of Fame, October 2021.

MIDDLE TENNESSEE 2005-PRESENT

Middle Tennessee's all-time winningest basketball coach (men or women) with 463 wins; Current record is 463-156... Has led the Lady Raiders into 19 consecutive postseason appearances, including 12 NCAA Tournaments... Currently 15th on the NCAA Division I Winningest Coaches List with a .743 winning percentage... Has led Middle Tennessee into six Conference USA Championship games in 10 seasons, winning five (2014, 2016, 2021, 2023, 2024)... Became Middle Tennessee's all-time winningest basketball coach (men or women) with MT's 61-46 win against North Texas (1/26/19), which was career win No. 333 at the time... Guided the Lady Raiders to their 1000th win all-time agaisnt Florida A&M (11/9/23), making them one of 2 Division I teams with 950 or more wins... Led Middle Tennessee to the WNIT semifinals in 2022... Secured career win No. 400 with a 62-44 win vs. Old Dominion (3/5/22)... Accumulated career win No. 350 with a 75-55 triumph vs. Marshall (1/9/20)... Collected career win No. 300 in the 2017-18 season opener at Vanderbilt... Notched career win No. 250 in the first round of the WNIT vs. Ball State in 2015... Team won consecutive postseason games for first time in program history in 2015... Team has notched 20-plus wins 16 of 18 seasons... Team has participated in national postseason tournament 17 consecutive years under Insell (11 NCAAs, 6 WNITs) (NOTE: 2019-20 postseason was cancelled due to COVID-19)... Middle Tennessee has ranked in the Top 30 nationally in attendance 14 of 17 seasons... Only coach in NCAA history to produce three consecutive NCAA scoring champions... Led Middle Tennessee to seven Sun Belt Conference championships in eight-season span... Has developed six All-Americans, five conference players of the year and four WNBA draft picks... Four-time Coach of the Year... Guided Middle Tennessee to school-record 30 wins in 2006-07.

SHELBYVILLE CENTRAL HS 1978-2005

In 28 seasons, had Shelbyville Central in the Class AAA state championship game 15 times. Class AAA is the highest classification in Tennessee... Led Shelbyville Central High School to a TSSAA record 10 Class AAA state championships... Shelbyville Central was named USA Today National Champions in 1989 & 1991... Posted a 775-148 record for an 84 percent winning percentage... Four-time National Coach of the Year - USA Today 1989, 1991; Converse National High School Coach of the Year 1990, 1992... Guided teams to Tennessee state records for most

HEAD COACH RICK INSELL

consecutive wins (110), consecutive state titles (4) and most state championships for a coach (10)... 1991 Shelbyville team selected as the Tennessee Sports Hall of Fame Team of the Year – the first high school team ever to be recognized... Received invitation to the Oval Office from President George H. W. Bush for academic and athletic achievement... Led Shelbyville to 23 district championships, 16 regional championships and 15 appearances in the TSSAA Class AAA state championship game.

AAU

Won three AAU National Championships (1988, 1998 and 2004)... First coach of the Kodak High School All-American Game in 1992... Served as coach of the South Team at the 2002 Olympic Festival, the first Youth Development Festival by USA Basketball.

PERSONAL

Born June 5, 1951 in Murfreesboro, Tenn... Married the former Deb Spry... Has three children: Tom, Kyle and Matt... Parents: Charles and Dot Insell.

INSELL VS...

Alabama	1-1
Arizona	2-0
Arizona State	0-3
Arkansas	0-4
Arkansas State	11-2
Auburn	1-0
Austin Peay	10-1
Ball State	1-1
Belmont	1-4
Canisius	1-0
Central Michigan	1-1
Charlotte	15-1
Chattanooga	3-2
Clemson	2-0
Colorado	0-1
Coppin State	1-0
Dartmouth	1-0
Denver	9-0
East Carolina	3-0
Eastern Kentucky	1-0
ETSU	2-0
FIU	32-4
Florida A&M	1-0
Florida Atlantic	30-1
Florida State	0-1
Fordham	0-1
Furman	2-0
Georgia	1-2
Georgia Southern	1-0
Georgia State	2-0
Georgia Tech	0-5
Gonzaga	1-1
Grand Canyon	0-1
Houston	4-0
Iowa	0-1



Indiana	1-0
Illinois	1-0
IUPUI	1-0
James Madison	1-1
Jacksonville State	2-0
Kansas State	1-0
Kennesaw State	2-0
Kentucky	3-9
Liberty	3-0
Lipscomb	4-0
Louisiana	11-0
Louisiana Tech	13-3
Louisville	3-4
LSU	2-2
Maine	1-0
Marquette	0-1
Marist	0-1
Marshall	12-2
Maryland	0-2
Memphis	4-0
Mercer	1-1
Miami	2-0
Michigan	0-1
Michigan State	0-1
Minnesota	1-0
Mississippi State	1-1
Mississippi Valley State	1-0
Missouri State	3-0
Morehead State	1-0
Nevada	1-0
New Orleans	7-0
NM State	2-0
North Dakota State	1-1
North Texas	21-1
Northern Kentucky	1-0
Ohio	0-3
Oklahoma	0-1
Old Dominion	8-6
Ole Miss	3-1
Oregon State	0-1
Penn State	1-1

Princeton	0-1
Rice	11-4
Seton Hall	0-1
SIUE	1-0
Southern Illinois	2-0
Southern Miss	7-8
South Alabama	17-0
South Dakota State	4-4
Southeastern La.	1-0
St. Bonaventure	1-0
SFA	1-0
TCU	1-1
Temple	0-1
Tennessee	1-8
Tennessee State	1-0
Tennessee Tech	17-1
Texas Tech	0-1
Toledo	1-0
Troy	18-2
Tulane	3-2
Tulsa	1-0
UAB	16-6
UALR	9-6
UCF	4-0
ULM	10-0
UNC Asheville	2-0
UNC Wilmington	1-0
UNLV	1-0
USC (Southern Cal)	0-1
USF	2-0
UTEP	14-3
UTSA	9-1
Utah	0-1
Vanderbilt	4-1
VCU	2-0
Virginia	0-3
Wake Forest	2-0
Western Carolina	1-2
Western Kentucky	28-12
Wofford	1-0
Wright State	1-0



Matt INSELL

ASSOCIATE HEAD COACH | SEVENTH SEASON | MIDDLE TENNESSEE '07

One of the rising stars in the women's basketball coaching ranks, Matt Insell begins his seventh season with Middle Tennessee, and his third as associate head coach, after joining Head Coach Rick Insell's staff in May, 2018.

Matt Insell, who is the son of Hall of Fame Coach Rick Insell, previously served as the head women's basketball coach at Ole Miss for five seasons before returning to his alma mater, where he earned a bachelor's degree in political science in 2007.

In what already has been a stellar career, Matt Insell has been a part of 11 teams that have participated in postseason play. Four of his teams at Kentucky advanced to the NCAA Tournament with three reaching the Elite Eight and another falling in the second round. Middle Tennessee advanced into the NCAA Tournament in 2021, 2023 and 2024. Matt Insell also participated in the WNIT four times, twice with Ole Miss and once at Middle Tennessee. Insell helped lead the Lady Raiders to the WNIT semifinals in 2022. The team's 27 wins were the fourth-most posted in program history while the 35 games played were the most played by any MTSU women's basketball team in its history.

Although a great deal of work turned in by assistant coaches is behind the scenes, Matt Insell plays a vital role in Middle Tennessee's success. His game scouts are descriptive and detailed, and he also focuses time with game planning and player development.

Building relationships is also one of Matt Insell's strong suits. He prides himself on being there for student-athletes whenever guidance is needed to ensure they are able to enjoy a successful college career both on and off the court.

Matt Insell has shown an ability to recruit nationally and has an extraordinary talent to connect with elite prospects. His recruiting savvy was realized from the outset as he made an immediate impact at Middle Tennessee with the signing of two McDonald's All-Americans (Rellah Boothe and Anastasia Hayes) in his first season on the staff. He also signed graduate transfer A'Queen Hayes, who would become the 2018-19 C-USA Newcomer of the Year, while Anastasia Hayes earned the honor in 2019-20. Anastasia Hayes was also C-USA Player of the Year in 2021.

At Middle Tennessee, Matt Insell is involved in every aspect of the program with an emphasis on recruiting, player development and working with Lady Raider guards. During Matt Insell's first year on the Lady Raider bench, A'Queen Hayes and Taylor Sutton were decorated with C-USA Newcomer of the Year and Freshman of the Year, respectively.

Another of Matt Insell's heralded signees, Aislynn Hayes, a heralded 2019 signee, burst onto the scene and became the second player in program history to be named Freshman All-American in 2019-20. She was also C-USA Freshman of the Year, a seven-time C-USA Freshman of the Week and a three-time USBWA National Freshman of the Week.

During his time at Ole Miss, Matt Insell led the program to four top-25 wins and two 17-plus win seasons amidst the intense strength of schedule in the SEC. He was named the eighth head women's basketball coach in Ole Miss history (3/28/13), following five seasons as an assistant on Matthew Mitchell's staff at Kentucky.

Matt Insell led Ole Miss to two national postseason tournaments where they competed in the WNIT. Ole Miss opened its brand-new arena, The Pavilion at Ole Miss, with 12-straight home wins -- the most home since the late 1980s when Ole Miss won 15 straight. Ole Miss also set a new attendance record for the third straight year with 8,088 fans in attendance to see the Rebels earn their 800th win in program history over Jackson State.

Insell guided Ole Miss to some significant wins during his time in Oxford, Miss., knocking off eventual Elite Eight school and 25th-ranked Oregon at home, 83-67 -- marking the third-straight season with a top-25 win under Insell. The Rebels also ended a pair of long losing streaks during the year, breaking a 28-game losing streak that dated back to 1996 against Tennessee (67-62), as well as picking up the first win over Texas A&M since 1997 on Senior Night with a 62-49 victory.

Insell led a young team in 2015-16 with just two seniors and only two returnees that had been in the program for more than two seasons, but the Rebels still produced some exciting moments on the court.? For the second consecutive season, the Rebels knocked off a ranked foe with a 67-59 victory over No. 9 Kentucky.The win was the first over a top-10 school for Ole Miss since 2010, when the Rebels took down No. 8 Georgia (66-65).

In just his second year at Ole Miss, Matt Insell took the Rebels to new heights in 2014-15 with 19 wins and seven victories in SEC play, the most overall wins since the 2009-10 season. The Rebels also returned to the postseason with a third-round foray into the WNIT.

The Rebels, who improved seven wins in 2014-15, posted four wins over NCAA Tournament participants, and, after being picked to finish last in the SEC preseason coaches and media poll, closed the season tied for No. 7 in the league standings. Ole Miss garnered the No. 8 seed for the SEC Tournament -- the highest seed for the Rebels in five seasons.

In 2014-15, Insell and the Rebels knocked off ranked foes in No. 13 Kentucky and No. 18 Georgia -- the first time in five years Ole Miss had defeated a ranked foe. The season also saw Ole Miss pick up its 400th win at Tad Smith Coliseum. One of the high points of the season was when Matt Insell and his father, Rick, made women's basketball history by becoming the first father-son duo to play against each other in NCAA women's basketball when Middle Tennessee made the trip to Oxford in November. Insell laid the foundation for the Rebels during his first season in 2013-14, leading Ole Miss to a 10-6 non-conference record and a seven-game winning streak -- the longest streak for the Rebels since the 2007-08 season.

After battling through the always-challenging SEC schedule, the Rebels entered the SEC Tournament

ASSOCIATE HEAD COACH MATT INSELL





as the No. 14 seed, determined to take the momentum from a regular season finale victory over Auburn into the postseason tournament. Drawing the No. 11 seed Arkansas, the Rebels took care of business with a 63-62 victory, giving Ole Miss a statement win for Matt Insell. He also led the Rebels to wins over instate rival, Mississippi State, to give the first-year head coach his first SEC victory.

Prior to his time leading the Rebels, Matt Insell spent five years as an assistant coach for a very successful Kentucky Wildcat team under head coach Matthew Mitchell. While there, UK recorded four 20-win seasons and four trips to the NCAA Tournament -- ending each of the last three seasons he spent in Lexington ranked in the top-25.

Matt Insell, who was responsible for the guards while also having recruiting and player development duties, served as the top assistant coach and helped UK ink three top-10 recruiting classes and seven McDonald's All-Americans. During his time at Kentucky, Insell helped develop guard A'dia Mathies, a two-time SEC Player of the Year and All-America candidate, and Bria Goss who was named SEC Freshman of the Year.

Before his time at Kentucky, Insell was the director of basketball operations at Louisiana tech under head coach Chris Long. He ended up at Louisiana Tech following an extremely successful career as one of the top AAU coaches in the country, leading the Tennessee Flight -- a Nike Elite travel program. Matt Insell made a national name for himself when 41 of his former AAU players went on to play Division I basketball, including former Wildcats Victoria Dunlap and Crystal Riley. He also coached the Shelbyville Sports Shop 15-Under team to the AAU National Championship title in 2004.

Matt Insell earned valuable basketball experience while attending the University of Tennessee from 2001-05. He worked closely with both the men's and women's basketball programs, serving as a student assistant and video coordinator under former men's head coach Buzz Peterson and as an instructor at Pat Summitt's summer basketball camps. The Shelbyville, Tenn., native transferred to Middle Tennessee State during the 2005-06 season.

Matt Insell is married to the former Autumn Clark. They have two children: Clark Richmond and Evie Brooke.



Kim BREWTON

ASSISTANT COACH | 15TH SEASON | LIBERTY '00

Veteran collegiate women's basketball coach Kim Brewton begins her 15th season with the Lady Raiders in 2024-25 after joining Head Coach Rick Insell's coaching staff in July 2010.

Brewton's experience is one of the many assets she brings to the Blue Raider bench. She has been highly successful in women's basketball, both as a player and an assistant coach.

At Middle Tennessee, Brewton's responsibilities include, but are not limited to, recruiting, scouting, coaching guards and day-to-day preparation of the Blue Raider basketball team.

During her time at Middle Tennessee, Brewton has helped transform the Blue Raider backcourt, including developing some of the top guards in program history. In fact, Brewton has coached eight position players who are in the program's 1,000-point club – Ty Petty, Kortni Jones, Icelyn Elie, Anne Marie Lanning, Olivia Jones, Anastasia Hayes, Jalynn Gregory and Savannah Wheeler.

Anastasia Hayes was named Conference USA Player of the Year following the 2020-21 season after finishing second in the nation in scoring with 26.5 ppg. Anastasia Hayes was C-USA Newcomer of the Year in 2019-20. Standout guard Savannah Wheeler was a first-team All C-USA performer in 2022-23 and a Player of the Year candidate. Wheeler would go on to be named CUSA Female Athlete of the Year, First Team Mid-Major All-American, CUSA Player of the Year, CUSA Tournament MVP and CUSA First-Team All-Conference in 2023-24.

Dor Saar was named Second-Team All C-USA after finishing first in the conference in 3-point FGs per game (2.6), 3-point field goals made (90) and 3-point field goal percentage. The transfer from Maine had an immediate impact on the 2021-22 Lady Raiders in her one and only season wearing Blue.

Brewton has developed three C-USA Freshmen of the Year (Olivia Jones, 2014; Taylor Sutton, 2018; Aislynn Hayes, 2020). Hayes became just the second player in program history to be named Freshman All-American when she was honored by Her Hoops Stats in 2019-20.

Additionally, Brewton's guards also have been named C-USA Newcomer of the Year twice with A'Queen Hayes being honored in 2019 and Anastasia Hayes garnering the award in 2020.

Under Brewton's direction, Aislynn Hayes was a seven-time C-USA Freshman of the Week honoree in 2019-20. The seven honors are second most for a player in league history. Aislynn Hayes also became the only player ever to be named United States Basketball Writers Association National Freshman of the Week three times during the 2019-20 season. Sutton and Anna Jones also received USBWA National Freshman of the Week honors during their time with the program.

Brewton was instrumental in working with Kortni Jones, who made the transition from point guard to shooting guard and developed into the most prolific shooter in program history.

Kortni Jones set single-season school and conference records for 3-pointers made (115) and attempted (329), placing second nationally and tying for 10th on the all-time NCAA list for conversions. Jones also became the first MT women's basketball player to earn an invitation to the State Farm 3-Point Championships in 2013.

Brewton also helped develop guard Brea Edwards into one of the nation's premier shooters in 2016-17 when she finished second on the single-season 3-point field goals list with 98. Edwards was a first-team All C-USA selection and the Tennessee Sports Writers Player of the Year in 2016.

Another of Brewton's guards, Ty Petty, blossomed into one of the best to play her position at Middle Tennessee. Petty became MT's single-season assist leader in 2015-16 with 195 helpers on her way to first-team All C-USA honors. She was also MVP of the C-USA Championship. Additionally, Petty was a 1,000-point scorer, finished second on the career assists list with 540.

Shanice Cason stepped into the starting point guard role for 30 games in 2011-12 as the team's point guard and led the squad in assist/turnover ratio. Meanwhile, walk-on Caroline Warden became a go-to player during the Blue Raiders' successful run to the Sun Belt Conference regular season and tournament titles that same season.

Middle Tennessee has enjoyed its top shooting performances from beyond the perimeter during Brewton's tenure. The Blue Raiders have connected on 200-plus 3-pointers 14 times in program history, and 10 of those have taken place during Brewton's 12 previous years.

Prior to arriving in Murfreesboro, Brewton spent six seasons, 2004-05 through 2009-10, as an assistant for her father, Rick Reeves, at Gardner-Webb.

While with the Runnin' Bulldogs, she was the team's recruiting coordinator and helped bring in a nationally-ranked class in 2007-08. The program tallied just five wins the year before she was hired but registered a school-record 28 in 2009-10, including 16 consecutive, on its way to the first Big South regular-season crown in school history and a WNIT berth. She coached Margaret Roundtree to Big South Player of the Year accolades, while three others made the all-conference teams during her tenure.

The Lynchburg, Va., native spent the 2002-03 and 2003-04 seasons as the administrative assistant and radio color analyst at Southern Miss. She completed her master's degree in sports administration at Southern Miss in 2002.

Brewton was a three-year letterwinner at Liberty in Lynchburg, Va., where she played for her father for two years. The Flames won three-straight Big South titles and advanced to the NCAA Tournament three times, including the 1998 campaign, in which they were 28-0 entering the field only to be stopped in the opening round by top seed and eventual national champion Tennessee.

She graduated Summa Cum Laude from Liberty in 2000, earning her bachelor's degree in sports management.

Brewton is the mother of two daughters, Grace and Kalyn. She is married to Eric Brewton. They have one son, Gabriel.



Nina DAVIS

ASSISTANT COACH | FIFTH SEASON | BAYLOR '17

Nina Davis begins her fifth season as an assistant coach at Middle Tennessee in 2024-25 following a heralded career at Baylor University.

A native of Memphis, Tennessee, Davis brings a wealth of experience to the Lady Raider bench, boasting more than 20 years of basketball experience from coaching, playing and broadcasting the game.

The rising star named Thirty Under 30 by WBCA in March 2023, representing 30 of the top assistant coaches in the nation under the age of 30.

Davis is involved with every aspect of the program, including on-floor coaching, player development and recruiting. Her excellent leadership skills and knowledge of the game are great assets, along with having learned the game from hall of fame coaches.

Head Coach Rick Insell lauds Davis as a premier coach of post players because she understands what it takes to play the position at a high level as she did as a player at Baylor.

Led by Davis, MTSU's versatile group of post players consisted of Anastasiia Boldyreva, Courtney Whitson and Kseniya Malashka; three impactful pieces of MTSU's deep WNIT Tournament run in 2022 and a NCAA Tournament berth in 2023.

Davis enjoyed a brilliant four-year career at Baylor where she played for Hall of Fame Coach Kim Mulkey and helped lead the Bears to four consecutive NCAA Tournaments. Baylor reached the Elite Eight in each of Davis' four seasons.

Davis was instrumental in helping lead Baylor to a 134-15 record during her playing career, averaging 16.3 points per game. She is the only player in Big 12 history to be named to the All-Tournament team all four years and was named Big 12 Championship MVP twice. She finished her career with more than 2,000 points and 1,000 rebounds, which is fifth all time at Baylor for both categories.

Davis' was a two-time Associated Press All-American and was also named to All-American teams by USBWA, WBCA and Wooden Award. She was the Big 12 Freshman of the Year in 2014 and the Big 12 Player of the Year in 2015, as well as a three-time All-Big 12 first team honoree.

In 2015, Davis represented her country on the USA Basketball Team which captured the gold medal with a perfect 6-0 record at the World University games in Gwangju, South Korea.

Upon completion of her collegiate career, Davis played for the Austria Flying Foxes in 2017-18, where she helped lead the team to the regular season and cup championships. Davis was named MVP of both.

Davis opted to begin a professional broadcasting career after one season at the professional level. She broadcasted the NCAA Women's Final Four and National Championship with ESPN in 2019 before joining the FOX Sports team.

Davis was a highly-decorated prep standout at Memphis Central where she was the Tennessee Gatorade Player of the Year and a Parade All-American in 2013. She was named 2013 Class AAA Miss Basketball when she averaged 28.3 points, 10.8 rebounds, 2.7 assists, 2.7 steals and 1.5 blocks. Davis scored more than 2,000 points and pulled more than 1,000 rebounds during her career. She led Memphis Central into the Class AAA state tournament all four years, winning the championship in 2013.



Tom HODGES

ASSISTANT COACH - DIRECTOR OF ANALYTICS | THIRD SEASON | TENNESSEE TECH '04

Tom Hodges brings a wealth of coaching knowledge and recruiting savvy as he enters his third season as the Director of Analytics on the Middle Tennessee staff.

Hodges, a native of Shelbyville, Tenn., was previously a member of Coach Insell's staff from 2005-10 and 2014-17. During his first stint in Murfreesboro, the Lady Raiders won four Sun Belt Conference championships and set numerous records.

With an overall record of 126-38, Hodges was a part of wins over teams such as Georgia, LSU, Kentucky, Louisville, Indiana, Penn State, Minnesota, Arizona, and Old Dominion. Middle Tennessee also saw its home attendance grow from 600 fans per game to well more than 4,000 by the 2009-10 season.

Middle Tennessee has also realized great success during Hodges' second tenure on Rick Insell's staff. The Blue Raiders won the C-USA Championship in 2015-16 and earned their 18th NCAA Tournament appearance. In his first season back, the 2014-15 Blue Raiders made a substantial run in the WNIT, reaching the quarterfinals.

Hodges assisted in developing standout Alex Johnson into the C-USA Freshman of the Year in 2015-16. She was a first-team All C-USA pick in 2016-17, when she also became a member of the program's 1,000-point club. In fact, Johnson became the fastest sophomore Lady Raider to reach the milestone. Johnson also was named All C-USA as a junior in 2017-18, despite missing nine games with an ankle injuray.

Under Hodges' guidance, Johnson was also named the C-USA Preseason Player of the Year and was one of 20 players nationally named to the 2018 Katrina McClain Award Watch List, recognizing the top power forwards in the country.

Under Hodge's tutelage, junior post Gabby Lyon was named C-USA Sixth Player of the Year in 2016-17.

Hodges has been part of eight conference championships, five trips to the NCAA Tournament, and four trips the Women's NIT in just 15 years.

Hodges has coached six conference players of the year (Janet Holt and Emily Chrisian, Tennessee Tech; Katasha Brown, Chattanooga; Chrissy Givens and Alysha Clark, Middle Tennessee; Chynna Bozeman, Morehead State) and three All-Americans (Givens, Clark and Amber Holt, Middle Tennessee).

He has also had four players drafted by the WNBA (Givens - 31st to the Phoenix Mercury; Amber Holt - Ninth to Connecticut Sun; Clark - 17th to San Antonio Silver Stars; and Cheyenne Parker - 5th to the Chicago Sky). Also at Middle Tennessee, Hodges saw Holt lead the nation in scoring (28.3 ppg) in 2007-2008, while Clark also led the nation in scoring in 2008-2009 (28.5 ppg) and 2009-2010 (29.2 ppg).

Hodges was an assistant for the 2004-05 Chattanooga team that went 25-5, won the Southern Conference regular-season championship, and earned a berth to the Postseason WNIT. While at Chattanooga, he mentored two first-team All-Southern Conference players in Tiffani Roberson and Katasha Brown.

Hodges rejoined Coach Insell's staff after four years as the head coach at Morehead State, where he was the youngest head coach in Division I upon his hiring. In his first year with the Eagles, Hodges immediately continued the success the program had seen over the last few years, leading the Eagles to a 21-10 record in his first collegiate season as a head coach while guiding MSU to a third-place finish in the league race.

The 21 wins set a single-season school record for victories by a first year head coach. During his tenure at Morehead State, Hodges developed four All-Ohio Valley Conference honorees, including OVC Player of the Year Chynna Bozeman in 2010-11.

He began his coaching career at Tennessee Tech as an undergraduate assistant for coach legendary coach Bill Worrell. The Golden Eagles won two Ohio Valley Conference regular-season titles during Hodges' time, amassing a 78-42 record, including 26-4 in 2000-01 (which included the nation's longest winning streak of 19 games) and 22-8 in 2001-02.

Hodges received his bachelors degree in extended education with a concentration in health and history in 2004 from Tennessee Tech. In the summer of 2011, Hodges was in the inaugural graduation class of the Center for Coaching Excellence held at Columbia University.

He was married in June of 2009, to the former Hillary Maxwell, who was previously head girls' basketball coach at Riverdale High School in Murfreesboro, Tenn. where she won a state title in 2010. The couple have two children, Cooper and Isabelle.



Courtney WHITSON

ASSISTANT COACH - COOR.OF WBB RELATIONS | FIRST SEASON | MIDDLE TENNESSEE '23

Courtney Whitson enters her first season as the Assistant Coach – Coordinator of Basketball Relations on Head Coach Rick Insell's Middle Tennessee women's basketball staff.

Her responsibilities at Middle Tennessee include collaborating directly with Coach Insell to help cultivate a competitive NCAA Division I Women's Basketball program. This role involves coaching student-athletes during practices and games, providing personalized skill training, recruiting both academically accomplished and skilled players, and fostering community engagement. Key responsibilities encompass managing communication with university officials, coordinating travel logistics, overseeing recruiting efforts, executing community service initiatives and NCAA Life Skill programs, as well as nurturing athletes' personal growth for their university and community roles.

Additionally, Whitson will evaluate eligibility transcripts, maintain digital platforms, orchestrate game day recruitment activities, and liaise with various stakeholders, ensuring adherence to NCAA guidelines, while mentoring athletes, enforcing NCAA compliance, and contributing to team events and fundraisers.

Whitson's name has been synonymous with Blue Raider basketball in her five seasons in Murfreesboro. The forward is the program's all-time leading three-point scorer and ranks first all-time in games played, games started and minutes played in program history. Whitson is one of just two Blue Raiders to record 1,000 career rebounds and became the 33rd member of the Lady Raider 1,000-point club.

Excelling both on and off the court, the five-time letter winner earned three All-Conference USA selections, as well as, became the first three-time True Blue President's Award winner – presented annually to one male and one female student-athlete, the President's Award recognizes outstanding academic and athletic accomplishments, university/community service and leadership.

Originally from Kingsport, Tennessee, Whitson graduated from Middle Tennessee with a Bachelor of Arts (B.A.) in English in 2023 and is currently pursuing a Master of Professional Studies with a concentration in Strategic Leadership.

SUPPORT STAFF



Rachel PIKE

ASSISTANT STRENGTH AND CONDITIONING COACH
FIRST SEASON

Rachel Pike joined the Blue Raider athletic department as an Assistant Strength and Conditioning Coach in July 2024.

Pike, a certified strength and conditioning coach, comes to Murfreesboro after serving as an Assistant Sports Performance Coach at Missouri Western State University. There, she designed and implemented training programs for the women's basketball team, which won the Mid-America Intercollegiate Athletic Association championship in the 2023-24 season, as well as for the volleyball team and assisted with the football team. Pike also developed a comprehensive nutritional program, establishing a fueling station and conducting interactive workshops and individual counseling sessions.

Prior to her time in St. Josephs, Pike worked at Campbell University, where she managed strength and conditioning programs for track and field, softball, and men's and women's golf, while also earning a Masters in Exercise Science.

She began her career at Catawba College, where she designed specific programs for over 12 teams and took on full responsibilities following the early departure of the director of sports performance.

Pike holds a Bachelor of Arts in Business Administration from Belmont Abbey College and is currently pursuing a Master of Science in Nutrition with an RDN track from Northwest Missouri State University. She is CPR and AED certified and also holds the CSCCa SCCC Certification and TPI Level 1 certification.



Johna WALKER

ASSOCIATE ATHLETIC TRAINER
FIRST SEASON

Johna Walker joined the Blue Raider athletic department as an Associate Athletic trainer in July 2024.

Walker comes to Murfreesboro after serving as an assistant athletic trainer at Presbyterian College, where she provided comprehensive health care to student-athletes across multiple sports, including women's basketball, which won the 2023-24 Big South Conference championship, men's basketball, golf, and football. Prior to her time in Clinton, She spent a year at Lexington Clinic Orthopedic and Sports Medicine, where she honed her skills in patient care and medical record management.

In addition to her professional roles, Walker has gained extensive clinical experience with various collegiate sports teams, including the University of Florida's women's basketball team and Eastern Kentucky University's women's soccer and basketball teams.

Her professional certifications include Dry Needling for Rehabilitation and Sports Performance, South Carolina Licensure, and BOC Certification. She is a member of the National Athletic Trainers' Association and is certified in CPR/AED for Professional Rescuers.

Walker earned her Master of Science in Athletic Training from Eastern Kentucky University in 2021 and her Bachelor of Science in Exercise Science from Morehead State University in 2019, where she was recognized on the Dean's List and awarded the Transfer Scholarship. She also holds an Associate in Science from Hazard Community and Technical College.



Jacob GOLOB

ASSISTANT DIRECTOR - ATHLETIC COMM.
SECOND SEASON

Jake Golob joined the Blue Raider athletic department in June 2023 as the primary contact for women's basketball and men's golf. He comes to Murfreesboro after spending two years at the University of Georgia as a graduate assistant.

During his time in Athens, Golob assisted in the communications efforts for the back-to-back College Football Playoff national champion football program, men's and women's basketball and baseball, while serving as the primary contact for one of the nations top women's tennis and men's golf programs. He received a master's degree in sport management from Georgia.

Prior to UGA, Golob spent one year as a intern at Francis Marion University, a Division II institution, where he was the contact for the Patriot baseball, men's basketball, golf and women's soccer.

A native of Athens, Georgia, Golob graduated from the University of Mississippi with a bachelors degree in integrated marketing communications in 2020. While at Ole Miss, he gained experience working in the athletic communications office, assisting with football, basketball, baseball, soccer, tennis and volleyball.

He is married to the former Marion Mealor of Athens, Georgia. The couple has one dog, Goose.

SUPPORT STAFF



Casey
HANEY
OFFICE COORDINATOR



Shelby
DAVIS
STUDENT ASSISTANT



Riley
THOMAS
STUDENT ASSISTANT



Victor
BARNEY
GRADUATE ASSISTANT | PRACTICE PLAYER



Adam
BUENO
STUDENT ASSISTANT | PRACTICE PLAYER



Khaleel
MARSHALL
STUDENT ASSISTANT | PRACTICE PLAYER



Gavin
McBEE
STUDENT ASSISTANT | PRACTICE PLAYER

Not
PICTURED

ELIJAH CONRAD
PRACTICE PLAYER

JORDAN DETHROW
PRACTICE PLAYER

BRYTTEN GEORGES
PRACTICE PLAYER

WILL McGRATH
PRACTICE PLAYER

NATHAN WALLACE
PRACTICE PLAYER



MIDDLE TENNESSEE WOMEN'S BASKETBALL

year-in-review

2023-24 Middle Tenn. Women's Basketball
Combined Team Statistics
All games

Game Records

Record	Overall	Home	Away	Neutral
ALL GAMES	30-5	12-1	11-3	7-1
CONFERENCE	16-0	8-0	8-0	0-0
NON-CONFERENCE	14-5	4-1	3-3	7-1

Score by Periods

Team	1st	2nd	3rd	4th	OT	TOT
Middle Tenn.	638	602	618	630	10	2498
Opponents	472	470	484	510	7	1943

Team Box Score

No.	Player				Total		3-Point		F-Throw		Rebounds											
		GP-GS	MIN	AVG	FG-FGA	FG%	3FG-3FGA	3FG%	FT-FTA	FT%	OFF	DEF	TOT	AVG	PF	DQ	A	TO	BLK	STL	PTS	AVG
4	WHEELER, Savannah	35-35	1334:47	38.1	204-503	.406	59-159	.371	147-171	.860	11	143	154	4.4	70	1	176	85	4	46	614	17.5
2	BOLDYREVA, Anastasiia	35-35	1055:50	30.2	216-354	.610	16-35	.457	59-105	.562	97	199	296	8.5	93	4	30	74	101	24	507	14.5
10	GREGORY, Jalynn	35-35	1301:43	37.2	120-340	.353	94-263	.357	100-110	.909	14	99	113	3.2	84	1	98	52	6	58	434	12.4
15	SCOTT, Ta'Mia	35-35	1234:44	35.3	151-341	.443	46-124	.371	80-104	.769	39	158	197	5.6	64	1	54	68	39	57	428	12.2
33	WHITSON, Courtney	35-35	1302:45	37.2	111-311	.357	73-241	.303	25-34	.735	66	165	231	6.6	85	3	79	59	9	33	320	9.1
55	GRABOVSKAIA, Iullia	34-0	331:56	9.8	44-74	.595	0-0	.000	24-37	.649	57	58	115	3.4	67	0	9	24	10	12	112	3.3
31	ARIZMENDI RUBIO, Zahira	2-0	17:09	8.6	2-4	.500	0-1	.000	1-2	.500	0	0	0	0.0	3	0	1	3	0	0	5	2.5
0	INEZA, Sifa	28-0	239:17	8.5	17-59	.288	8-28	.286	10-15	.667	10	21	31	1.1	28	0	10	19	0	9	52	1.9
22	GRANNUM, Jada	21-0	131:05	6.2	6-14	.429	0-0	.000	9-14	.643	11	26	37	1.8	27	0	1	4	6	1	21	1.0
12	HAMBY, Gracie	6-0	13:12	2.2	1-1	1.000	0-0	.000	0-0	.000	0	3	3	0.5	1	0	1	2	0	1	2	0.3
3	DODGEN, Gracie	12-0	44:36	3.7	1-6	.167	1-6	.167	0-0	.000	0	1	1	0.1	2	0	1	1	0	2	3	0.3
40	MASON, Meioshe	4-0	09:46	2.4	0-0	.000	0-0	.000	0-0	.000	0	0	0	0.0	0	0	0	0	0	0	0	0.0
9	VAN RIJS, Dora	4-0	08:10	2.0	0-0	.000	0-0	.000	0-0	.000	0	2	2	0.5	4	0	0	0	0	0	0	0.0
Team											64	86	150					23				
Total		**35**	**7025**		**873-2007**	**.435**	**297-857**	**.347**	**455-592**	**.769**	**369**	**961**	**1330**	**38.0**	**528**	**10**	**460**	**414**	**175**	**243**	**2498**	**71.4**
Opponents		**35**	**7025**		**709-2007**	**.353**	**204-696**	**.293**	**321-461**	**.696**	**389**	**817**	**1206**	**34.5**	**602**	**16**	**370**	**497**	**91**	**190**	**1943**	**55.5**

Team Statistics

	MTSU	OPP
Scoring	**2498**	**1943**
Points per game	71.4	55.5
Scoring margin	+15.9	-
Field goals-att	**873-2007**	**709-2007**
Field goal pct	.435	.353
3 point fg-att	**297-857**	**204-696**
3-point FG pct	.347	.293
3-pt FG made per game	8.5	5.8
Free throws-att	**455-592**	**321-461**
Free throw pct	.769	.696
F-Throws made per game	13.0	9.2
Rebounds	**1330**	**1206**
Rebounds per game	38.0	34.5
Rebounding margin	+3.5	-
Assists	**460**	**370**
Assists per game	13.1	10.6
Turnovers	**414**	**497**
Turnovers per game	11.8	14.2
Turnover margin	+2.4	-
Assist/turnover ratio	1.1	0.7
Steals	**243**	**190**
Steals per game	6.9	5.4
Blocks	**175**	**91**
Blocks per game	5.0	2.6
Winning streak	**0**	**-**
Home win streak	10	-
Attendance	**51402**	**25556**
Home games-Avg/Game	13-3954	14-1825
Neutral site-Avg/Game	-	8-3556

Team Results

Date	Opponent		Score	Att.
11/06/2023	Memphis	W	67-47	3505
11/09/2023	Florida A&M	W	93-48	6000
11/12/2023	Princeton	L	60-65	3015
11/18/2023	vs Michigan	L	49-63	393
11/19/2023	vs DePaul	W	71-69	400
11/20/2023	vs Memphis	W	64-57	113
11/26/2023	at SIUE	W	81-74	303
11/29/2023	at Houston	W	70-45	698
12/03/2023	at Belmont	L	57-71	1365
12/06/2023	vs Tennessee	W	73-62	5015
12/10/2023	at Tennessee Tech	W	63-47	1107
12/17/2023	SFA	W	72-47	3359
12/20/2023	Northern Ky.	W	83-42	3314
12/30/2023	at Grand Canyon	L	59-68	623
01/10/2024	at Louisiana Tech	Wot	64-61	1632
01/13/2024	at Sam Houston	W	87-55	396
01/18/2024	UTEP	W	81-70	3313
01/20/2024	New Mexico St.	W	85-48	3605
01/24/2024	at Jacksonville St.	W	66-45	1024
01/27/2024	at FIU	W	92-62	325
02/03/2024	Western Ky.	W	80-48	4806
02/08/2024	Liberty	W	81-55	4505
02/10/2024	FIU	W	73-54	4428
02/15/2024	at New Mexico St.	W	73-37	1045
02/17/2024	at UTEP	W	56-41	1411
02/21/2024	Jacksonville St.	W	66-40	3613
02/24/2024	at Western Ky.	W	59-41	2015
03/02/2024	Sam Houston	W	93-62	3712
03/06/2024	at Liberty	W	67-52	980
03/09/2024	Louisiana Tech	W	79-58	4227
03/13/2024	vs UTEP	W	78-50	2565
03/15/2024	vs Louisiana Tech	W	62-56	2701
03/16/2024	vs Liberty	W	67-51	4301
03/22/2024	vs Louisville	W	71-69	12957

2023-24 Middle Tenn. Women's Basketball
Combined Team Statistics
In Conference games

Game Records

Record	Overall	Home	Away	Neutral
ALL GAMES	16-0	8-0	8-0	0-0
CONFERENCE	16-0	8-0	8-0	0-0
NON-CONFERENCE	0-0	0-0	0-0	0-0

Score by Periods

Team	1st	2nd	3rd	4th	OT	TOT
Middle Tenn.	310	271	307	304	10	1202
Opponents	185	215	214	208	7	829

Team Box Score

No.	Player				Total		3-Point		F-Throw		Rebounds											
		GP-GS	MIN	AVG	FG-FGA	FG%	3FG-3FGA	3FG%	FT-FTA	FT%	OFF	DEF	TOT	AVG	PF	DQ	A	TO	BLK	STL	PTS	AVG
4	WHEELER, Savannah	16-16	617:40	38.6	98-224	.438	30-66	.455	73-84	.869	6	52	58	3.6	31	1	91	36	2	26	299	18.7
2	BOLDYREVA, Anastasiia	16-16	476:23	29.8	109-167	.653	7-16	.438	28-51	.549	45	101	146	9.1	47	3	16	31	44	10	253	15.8
15	SCOTT, Ta'Mia	16-16	587:57	36.7	75-161	.466	24-65	.369	38-49	.776	21	71	92	5.8	25	0	28	28	25	25	212	13.3
10	GREGORY, Jalynn	16-16	609:42	38.1	59-137	.431	49-114	.430	33-36	.917	4	45	49	3.1	36	0	46	16	3	24	200	12.5
33	WHITSON, Courtney	16-16	604:36	37.8	53-148	.358	36-117	.308	6-7	.857	25	90	115	7.2	35	0	36	30	3	15	148	9.3
55	GRABOVSKAIA, Iullia	15-0	162:59	10.9	23-36	.639	0-0	.000	11-18	.611	27	26	53	3.5	29	0	3	9	5	7	57	3.8
0	INEZA, Sifa	15-0	102:17	6.8	7-28	.250	3-15	.200	7-9	.778	5	11	16	1.1	12	0	5	11	0	4	24	1.6
22	GRANNUM, Jada	9-0	40:17	4.5	2-7	.286	0-0	.000	3-4	.750	4	7	11	1.2	9	0	0	1	3	0	7	0.8
12	HAMBY, Gracie	3-0	04:36	1.5	1-1	1.000	0-0	.000	0-0	.000	0	1	1	0.3	0	0	0	1	0	1	2	0.7
40	MASON, Meioshe	2-0	03:56	2.0	0-0	.000	0-0	.000	0-0	.000	0	0	0	0.0	0	0	0	0	0	0	0	0.0
3	DODGEN, Gracie	4-0	10:47	2.7	0-0	.000	0-0	.000	0-0	.000	0	0	0	0.0	0	0	0	0	0	0	0	0.0
9	VAN RIJS, Dora	2-0	03:49	1.9	0-0	.000	0-0	.000	0-0	.000	0	0	0	0.0	2	0	0	0	0	0	0	0.0
Team											21	41	62					9				
Total		**16**	**3225**		**427-909**	**.470**	**149-393**	**.379**	**199-258**	**.771**	**158**	**445**	**603**	**37.7**	**226**	**4**	**225**	**172**	**85**	**112**	**1202**	**75.1**
Opponents		**16**	**3225**		**310-915**	**.339**	**79-315**	**.251**	**130-202**	**.644**	**184**	**347**	**531**	**33.2**	**251**	**4**	**153**	**220**	**34**	**72**	**829**	**51.8**

Team Statistics

	MTSU	OPP
Scoring	**1202**	**829**
Points per game	75.1	51.8
Scoring margin	+23.3	-
Field goals-att	**427-909**	**310-915**
Field goal pct	.470	.339
3 point fg-att	**149-393**	**79-315**
3-point FG pct	.379	.251
3-pt FG made per game	9.3	4.9
Free throws-att	**199-258**	**130-202**
Free throw pct	.771	.644
F-Throws made per game	12.4	8.1
Rebounds	**603**	**531**
Rebounds per game	37.7	33.2
Rebounding margin	+4.5	-
Assists	**225**	**153**
Assists per game	14.1	9.6
Turnovers	**172**	**220**
Turnovers per game	10.8	13.8
Turnover margin	+3.0	-
Assist/turnover ratio	1.3	0.7
Steals	**112**	**72**
Steals per game	7.0	4.5
Blocks	**85**	**34**
Blocks per game	5.3	2.1
Winning streak	**16**	**-**
Home win streak	8	-
Attendance	**32209**	**8828**
Home games-Avg/Game	8-4026	8-1104
Neutral site-Avg/Game	-	0-0

Team Results

Date	Opponent		Score	Att.
01/10/2024	at Louisiana Tech	Wot	64-61	1632
01/13/2024	at Sam Houston	W	87-55	396
01/18/2024	UTEP	W	81-70	3313
01/20/2024	New Mexico St.	W	85-48	3605
01/24/2024	at Jacksonville St.	W	66-45	1024
01/27/2024	at FIU	W	92-62	325
02/03/2024	Western Ky.	W	80-48	4806
02/08/2024	Liberty	W	81-55	4505
02/10/2024	FIU	W	73-54	4428
02/15/2024	at New Mexico St.	W	73-37	1045
02/17/2024	at UTEP	W	56-41	1411
02/21/2024	Jacksonville St.	W	66-40	3613
02/24/2024	at Western Ky.	W	59-41	2015
03/02/2024	Sam Houston	W	93-62	3712
03/06/2024	at Liberty	W	67-52	980
03/09/2024	Louisiana Tech	W	79-58	4227

2023-24 Middle Tenn. Women's Basketball
Team Game-by-Game
All games

				Total		3-Pointers		Free throws		Rebounds										
Opponent	Date	Score		FG-FGA	PCT	3FG-3FGA	PCT	FT-FTA	PCT	OFF	DEF	TOT	AVG	PF	A	TO	BLK	STL	PTS	AVG
Memphis	11/06/2023	67-47	W	20-50	.400	3-16	.188	24-27	.889	7	34	41	41.0	14	11	15	6	10	67	67.0
Florida A&M	11/09/2023	93-48	W	33-59	.559	12-27	.444	15-17	.882	10	30	40	40.5	14	21	10	7	9	93	80.0
Princeton	11/12/2023	60-65	L	20-54	.370	7-29	.241	13-20	.650	9	21	30	37.0	18	7	11	2	6	60	73.3
vs Michigan	11/18/2023	49-63	L	18-55	.327	4-14	.286	9-13	.692	10	22	32	35.8	14	12	16	6	5	49	67.3
vs DePaul	11/19/2023	71-69	W	26-62	.419	11-30	.367	8-11	.727	8	29	37	36.0	15	16	17	4	6	71	68.0
vs Memphis	11/20/2023	64-57	W	20-55	.364	3-17	.176	21-30	.700	17	26	43	37.2	17	7	14	10	5	64	67.3
at SIUE	11/26/2023	81-74	W	28-65	.431	11-31	.355	14-19	.737	11	21	32	36.4	20	15	11	3	14	81	69.3
at Houston	11/29/2023	70-45	W	30-57	.526	7-20	.350	3-8	.375	10	33	43	37.3	10	19	20	1	11	70	69.4
at Belmont	12/03/2023	57-71	L	18-57	.316	6-19	.316	15-18	.833	11	21	32	36.7	15	9	5	2	4	57	68.0
vs Tennessee	12/06/2023	73-62	W	25-55	.455	12-24	.500	11-16	.688	9	28	37	36.7	13	16	11	7	5	73	68.5
at Tennessee Tech	12/10/2023	63-47	W	20-48	.417	6-18	.333	17-23	.739	12	26	38	36.8	16	13	15	2	9	63	68.0
SFA	12/17/2023	72-47	W	28-65	.431	10-28	.357	6-7	.857	14	25	39	37.0	14	14	14	7	15	72	68.3
Northern Ky.	12/20/2023	83-42	W	29-67	.433	11-34	.324	14-15	.933	15	29	44	37.5	17	12	8	5	8	83	69.5
at Grand Canyon	12/30/2023	59-68	L	22-62	.355	6-24	.250	9-11	.818	16	25	41	37.8	14	7	16	4	4	59	68.7
at Louisiana Tech	01/10/2024	64-61	Wot	27-59	.458	1-10	.100	9-11	.818	10	32	42	38.1	11	6	10	5	3	64	68.4
at Sam Houston	01/13/2024	87-55	W	34-62	.548	13-23	.565	6-6	1.000	14	28	42	38.3	17	22	17	5	10	87	69.6
UTEP	01/18/2024	81-70	W	26-70	.371	12-41	.293	17-23	.739	17	24	41	38.5	18	16	7	3	7	81	70.2
New Mexico St.	01/20/2024	85-48	W	29-53	.547	6-19	.316	21-23	.913	8	33	41	38.6	18	16	18	5	5	85	71.1
at Jacksonville St.	01/24/2024	66-45	W	25-60	.417	9-27	.333	7-11	.636	10	35	45	38.9	17	17	9	9	5	66	70.8
at FIU	01/27/2024	92-62	W	34-57	.596	15-24	.625	9-13	.692	5	35	40	39.0	19	17	15	9	3	92	71.9
Western Ky.	02/03/2024	80-48	W	25-55	.455	9-25	.360	21-29	.724	12	30	42	39.1	17	14	8	5	7	80	72.2
Liberty	02/08/2024	81-55	W	26-46	.565	9-19	.474	20-24	.833	7	24	31	38.8	16	10	8	5	5	81	72.6
FIU	02/10/2024	73-54	W	28-60	.467	10-23	.435	7-7	1.000	9	26	35	38.6	17	15	11	7	6	73	72.7
at New Mexico St.	02/15/2024	73-37	W	23-63	.365	12-38	.316	15-17	.882	15	23	38	38.6	19	16	9	5	7	73	72.7
at UTEP	02/17/2024	56-41	W	19-47	.404	11-25	.440	7-10	.700	5	28	33	38.4	7	11	10	5	5	56	72.0
Jacksonville St.	02/21/2024	66-40	W	24-49	.490	7-20	.350	11-16	.688	7	29	36	38.3	11	14	16	6	9	66	71.8
at Western Ky.	02/24/2024	59-41	W	21-50	.420	8-28	.286	9-13	.692	8	27	35	38.1	7	8	13	3	10	59	71.3
Sam Houston	03/02/2024	93-62	W	31-54	.574	9-21	.429	22-28	.786	6	23	29	37.8	12	19	6	4	10	93	72.1
at Liberty	03/06/2024	67-52	W	26-65	.400	8-24	.333	7-12	.583	16	21	37	37.8	8	10	4	5	9	67	71.9
Louisiana Tech	03/09/2024	79-58	W	29-59	.492	10-26	.385	11-15	.733	9	27	36	37.7	12	14	11	4	11	79	72.1
vs UTEP	03/13/2024	78-50	W	25-67	.373	11-40	.275	17-21	.810	18	33	51	38.2	16	18	7	2	3	78	72.3
vs Louisiana Tech	03/15/2024	62-56	W	20-52	.385	5-19	.263	17-19	.895	7	29	36	38.1	16	8	14	5	5	62	72.0
vs Liberty	03/16/2024	67-51	W	23-55	.418	7-20	.350	14-17	.824	8	28	36	38.0	13	12	8	5	5	67	71.8
vs Louisville	03/22/2024	71-69	W	20-51	.392	8-23	.348	23-33	.697	9	25	34	37.9	15	9	14	6	6	71	71.8
at LSU	03/24/2024	56-83	L	21-62	.339	8-31	.258	6-9	.667	10	31	41	38.0	31	9	16	6	1	56	71.4
Total		**2498**		**873-2007**	**.435**	**297-857**	**.347**	**455-592**	**.769**	**369**	**961**	**1330**	**38.0**	**528**	**460**	**414**	**175**	**243**	**2498**	**71.4**
Opponents		1943		709-2007	.353	204-696	.293	321-461	.696	389	817	1206	34.5	602	370	497	91	190	1943	55.5

Middle Tenn. Averages

Games Played	Points/ game	FG Pct	3FG Pct	FT Pct	Rebounds/ game	Assists/ game	Turnovers/ game	Assist/Turnover ratio	Steals/ game	Blocks/ game
35	71.4	43.5	34.7	76.9	38.0	13.1	11.8	1.1	6.9	5.0

2023-24 SEASON STATS

MIDDLE TENNESSEE	CATEGORY	OPPONENTS
34 by Savannah Wheeler vs. NKU (12/20/23)	**Points Scored**	29 by Karoline Striplin, Tennessee (12/6/23)
15 by Anastasiia Boldyreva at LA Tech (1/10/24)	**Total Field Goals**	12 by Kaliah Henderson, FIU (1/27/24)
24 by Savannah Wheeler at Liberty (3/6/24)	**Total FGs Attempted**	20 by Karoline Striplin, Tennessee (12/6/23)
1.000 (7-7) by Anastasiia Boldyreva at Sam Houston (1/13/24)	**Highest FG Percentage (min. 5 att.)**	.857 (6-7) by Michelle Sidor, DePaul (11/19/23)
.900 (9-10) by Anastasiia Boldyreva at Houston (11/29/23)	**Highest FG Percentage (min. 10 att.)**	.667 (12-18) by Kaliah Henderson, FIU (1/27/24)
.800 (12-15) by Anastasiia Boldyreva vs. Jax State (2/21/24)	**Highest FG Percentage (min. 15 att.)**	.667 (12-18) by Kaliah Henderson, FIU (1/27/24)
8 by Jalynn Gregory at Jax State (1/24/24)	**3-Pt. Field Goals**	5, 4x last by Naudia Evans, GCU (12/30/23)
17 by Courtney Whitson vs. UTEP (3/15/24)	**3-Pt. FGs Attempted**	10 by Hailee Brennen, Florida A&M (11/9/23)
1.000 (3-3) by Anastasiia Boldyreva vs. Liberty (3/16/24)	**3-Pt. FGs Percentage (min. 3 made)**	1.000 (4-4) by Jianna Morris, LA Tech (3/15/24)
.857 (6-7) by Courtney Whitson vs. Florida A&M (11/9/23)	**3-Pt. FGs Percentage (min. 6 made)**	--
13 by Savannah Wheeler vs. NM State (1/20/24)	**Free Throws Made**	13 by KK Rodriguez, SIUE (11/26/23)
14 by Savannah Wheeler vs. NM State (1/20/24)	**Free Throws Attempted**	15 by KK Rodriguez, SIUE (11/26/23)
1.000 (8-8) by Savannah Wheeler at NM State (2/15/24)	**Free Throw Percentage (min. 5 att.)**	1.000 (7-7) by Laila Phelia, Michigan (11/18/23)
1.000 (10-10) by Jalynn Gregory vs. Memphis (11/6/23)	**Free Throw Percentage (min. 10 att.)**	.867 (13-15) by KK Rodriguez, SIUE (11/26/23)
9 by Iullia Grabovskaia vs. UTEP (1/18/24)	**Offensive Rebounds**	7 by Ene Adams, NM State (2/15/24)
13, 2x last by Courtney Whitson vs. WKU (2/4/24)	**Defensive Rebounds**	12 by Erin Wilson, UTEP (1/18/24)
16 by Iullia Grabovskaia vs. UTEP (1/18/24)	**Total Rebounds**	15, 2x last by Bella Smuda, Liberty (3/16/24)
11, 2x last by Savannah Wheeler vs. FIU (2/10/24)	**Assists**	7 by Silvia Nativi, LA Tech (3/15/24)
6, 2x last by Jalynn Gregory at Houston (11/29/23)	**Turnovers**	6, 2x last by Tanajah Hayes, FIU (2/10/24)
8 by Anastasiia Boldyreva at Jax State (1/24/24)	**Blocked Shots**	4 by Jana Sallman, Memphis (11/20/23)
6 by Ta'Mia Scott vs. SFA (12/17/23)	**Steals**	6 by Laila Blair,Houston (11/29/23)
45, 2x last by multiple Lady Raiders at LA Tech (1/10/24)	**Minutes Played (Including OT)**	42 by Salma Bates, LA Tech (1/10/24)

TEAM SUPERLATIVES

MIDDLE TENNESSEE HIGH	MIDDLE TENNESSEE LOW	CATEGORY	OPPONENT LOW	OPPONENT HIGH
93 vs. Sam Houston (3/2/24)	49 vs. Michigan (11/18/23)	**Points**	37 by NM State (2/15/24)	74 by SIUE (11/26/23)
35 at FIU (1/27/24)	7 vs. Liberty (3/16/24)	**Points/Quarter**	4 by WKU (2/24/24)	28 by Louisville (1/18/24)
62 vs. Florida A&M (11/9/23)	18 vs. Michigan (11/18/23)	**Points/Half**	11 by Jax State (2/21/24)	40 by UTEP (1/18/24)
10 at LA Tech (1/10/24)	--	**Points/OT Period**	--	7 by LA Tech (1/10/24)
34 at FIU (1/27/24)	18 at Belmont (12/3/23)	**Field Goals Made**	14 by NKU (12/20/23)	25 by LA Tech (1/10/24)
70 vs. UTEP (1/18/24)	46 vs. Liberty (2/8/24)	**FG Attempts**	48 by NKU (12/20/23)	71 by Memphis (11/6/23)
.596 at FIU (1/27/24)	.316 at Belmont (12/3/23)	**FG Percentage**	.266 by WKU (2/24/24)	.455 by Belmont (12/3/23)
15 at FIU (1/27/24)	1 at LA Tech (1/10/24)	**3-Point FG Made**	1 by UTEP (2/17/24)	13 by Belmont (12/3/23)
41 vs. UTEP (1/18/24)	10 at LA Tech (1/10/24)	**3-Point FG Attempts**	7 by UTEP (2/17/24)	29 by DePaul (11/19/23)
.625 at FIU (1/27/24)	.100 at LA Tech (1/10/24)	**3-Point FG Percentage**	.105 by NM State (1/20/24)	.542 by Belmont (12/3/23)
24 vs. Memphis (11/6/23)	3 at Houston (11/29/23)	**Free Throws Made**	2 by Memphis (11/20/23)	21 by SIUE (11/26/23)
30 vs. Memphis (11/20/23)	6 at Sam Houston (1/13/23)	**FT Attempts**	4 by LA Tech (1/10/24)	26 by UTEP (1/18/24)
.933 vs. NKU (12/20/23)	.583 at Liberty (3/6/24)	**FT Percentage (min. 10 att.)**	.375 by NKU (12/20/23)	.929 by DePaul (11/19/23)
18 vs. UTEP (3/15/24)	5 at UTEP (2/17/24)	**Offensive Rebounds**	3 by UTEP (3/15/24)	21 by Memphis (11/6/23)
35 at FIU (1/27/24)	21 at Liberty (3/6/24)	**Defensive Rebounds**	14 by Sam Houston (1/13/23)	29 by UTEP (1/18/24)
51 vs. UTEP (3/15/24)	29 vs. Sam Houston (3/2/24)	**Total Rebounds**	24 by Sam Houston (1/13/23)	45 by Memphis (11/6/23)
22 at Sam Houston (1/13/23)	6 at LA Tech (1/10/24)	**Assists**	4 by UTEP (2/17/24)	17 by LA Tech (1/10/24)
15 vs. SFA (12/17/23)	3 vs. UTEP (3/15/24)	**Steals**	1 by Liberty (3/16/24)	14 by Houston (11/29/23)
10 vs. Memphis (11/20/23)	2 vs. UTEP (3/15/24)	**Blocked Shots**	0 by NM State (1/20/24)	8 by Memphis (11/20/23)
20 at Houston (11/29/23)	4 at Liberty (3/6/24)	**Turnovers**	8 by FIU (1/27/24)	21 by NM State (2/15/24)

2023-24 BOX SCORES

GAME 1

Nov. 6, 2023 | Murfreesboro, Tenn.
Attendance: 3,505 | TV: ESPN+

MIDDLE TENNESSEE	67
MEMPHIS	47

Memphis - 47 Record: 0-1

NO.	Name		Min	FG M-A	3P M-A	FT M-A	Rebounds OR	DR	TOT	Fouls PF	FD	TP	AS	TO	ST	Blocks BS	BA	+/-
22	Layken Cox	F	10:34	1-5	0-0	0-0	2	0	2	2	0	2	0	0	1	0	1	-10
1	Ki'Ari Cain	G	23:56	0-3	0-2	0-0	0	3	3	0	3	0	1	4	0	0	0	-16
2	Madison Griggs	G	34:34	4-9	3-5	1-2	0	2	2	4	2	12	2	4	0	0	0	-14
24	Kai Carter	G	23:13	4-11	0-2	0-0	2	1	3	4	0	8	1	1	0	1	1	-8
30	Alasia Smith	G	28:27	4-11	0-2	0-0	5	4	9	4	3	8	2	2	2	1	1	-11
7	Hannah Riddick		04:02	0-1	0-0	0-0	0	0	0	3	0	0	0	1	0	0	0	-7
0	Destyne Jackson		22:32	2-13	1-6	3-5	0	2	2	1	3	8	0	0	0	0	1	-5
3	Shelbee Brown		15:58	0-5	0-2	0-0	4	3	7	1	0	0	1	2	3	0	0	-13
35	Aliyah Green		13:12	1-3	0-0	0-0	2	2	4	3	0	2	0	3	2	1	0	3
23	Raven Sims		12:49	2-4	0-1	0-1	1	1	2	2	1	4	0	0	0	0	0	-13
21	Latazia Williamson		02:19	1-3	0-0	0-1	2	1	3	2	1	2	0	1	0	0	0	-2
5	Ally Hollifield		05:06	0-3	0-2	1-2	2	1	3	0	1	1	0	0	0	0	2	-3
12	Jana Sallman		03:18	0-0	0-0	0-0	0	1	1	0	0	0	0	2	0	0	0	-1
Team							1	3	4			0		0				
Totals				19-71	4-22	5-11	21	24	45	26	14	47	7	20	8	3	6	-20

Shooting By Period		
1st FG%	5-21	23.8%
3PT%	1-7	14.3%
FT%	0-2	0%
2nd FG%	7-21	33.3%
3PT%	2-5	40.0%
FT%	0-1	0%
3rd FG%	3-13	23.1%
3PT%	1-6	16.7%
FT%	3-4	75%
4th FG%	4-16	25.0%
3PT%	0-4	0.0%
FT%	2-4	50%
GM FG%	19-71	26.8%
3PT%	4-22	18.2%
FT%	5-11	45.5%

Dead Ball Rebounds: 3, 0

Technical Fouls:: NONE

Middle Tenn. - 67 Record: 1-0

NO.	Name		Min	FG M-A	3P M-A	FT M-A	Rebounds OR	DR	TOT	Fouls PF	FD	TP	AS	TO	ST	Blocks BS	BA	+/-
33	Courtney Whitson	F	39:28	2-5	1-4	0-0	1	4	5	2	0	5	5	3	2	1	0	18
2	Anastasiia Boldyreva	C	37:58	9-19	1-3	4-5	4	8	12	4	5	23	0	3	1	3	1	14
4	Savannah Wheeler	G	40:00	5-12	0-3	7-8	0	5	5	4	8	17	4	3	2	0	1	20
10	Jalynn Gregory	G	40:00	1-8	0-4	10-10	0	4	4	2	9	12	1	2	5	1	1	20
15	Ta'Mia Scott	G	38:14	3-6	1-2	1-2	1	9	10	2	3	8	1	2	0	1	0	20
55	Iullia Grabovskaia		04:21	0-0	0-0	2-2	1	3	4	0	1	2	0	1	0	0	0	8
Team							0	1	1			0		1				
Totals				20-50	3-16	24-27	7	34	41	14	26	67	11	15	10	6	3	20

Shooting By Period		
1st FG%	5-11	45.5%
3PT%	3-5	60.0%
FT%	12-13	92.3%
2nd FG%	4-12	33.3%
3PT%	0-7	0.0%
FT%	3-4	75%
3rd FG%	5-16	31.3%
3PT%	0-3	0.0%
FT%	7-8	87.5%
4th FG%	6-11	54.5%
3PT%	0-1	0.0%
FT%	2-2	100%
GM FG%	20-50	40.0%
3PT%	3-16	18.8%
FT%	24-27	88.9%

Dead Ball Rebounds: 2, 0

Technical Fouls:: NONE

	Mem	MTS
Biggest lead	2 (1st 9:21)	20 (4th 2:25)
Best Scoring Run	11(3rd 9:51)	13(1st 4:44)
Lead Changes	1	
Times Tied	1	
Time with Lead	00:50	37:00

Points from	Mem	MTS
Turnovers	13	25
Paint	22	30
Second Chance	12	6
Fast Breaks	9	20
Bench	17	2

Period by Period Scoring	1st	2nd	3rd	4th	TOT
Mem	11	16	10	10	47
MTS	25	11	17	14	67

GAME 2

Nov. 9, 2023 | Murfreesboro, Tenn.
Attendance: 6,000 | TV: ESPN+

MIDDLE TENNESSEE	93
FLORIDA A&M	48

Florida A&M - 48 Record: 0-2

NO.	Name		Min	FG M-A	3P M-A	FT M-A	Rebounds OR	DR	TOT	Fouls PF	FD	TP	AS	TO	ST	Blocks BS	BA	+/-
15	Hailee Brennen	F	29:57	5-11	5-10	0-0	3	2	5	3	0	15	0	0	0	0	0	-33
1	Nashani Gilbert	G	39:01	1-9	0-3	0-2	4	3	7	1	6	2	0	4	2	0	3	-44
5	Ahriahna Grizzle	G	33:39	4-11	0-2	2-2	1	2	3	5	3	10	5	3	1	0	0	-31
13	Ivet Subirats	G	30:14	1-5	1-2	0-0	1	3	4	5	1	3	2	3	3	0	1	-19
30	Olivia Delancy	G	18:05	4-12	1-4	1-1	1	2	3	1	1	10	0	3	1	0	1	-27
11	Sydney Hendrix		18:47	0-4	0-0	3-4	0	1	1	0	2	3	1	2	0	0	2	-6
32	Nya Bostic		12:59	0-1	0-0	0-0	0	0	0	0	0	0	0	1	0	0	0	-34
24	Anabel Latorre Ciria		03:31	0-1	0-0	0-0	0	0	0	0	0	0	0	0	0	0	0	-8
2	Skylar Baltezegar		08:16	0-0	0-0	2-2	0	1	1	0	1	2	0	0	0	1	0	-7
3	Aina Subirats		00:59	1-1	1-1	0-0	0	0	0	0	0	3	0	1	0	0	0	-1
12	Jaliya Sharp		04:32	0-1	0-0	0-0	0	0	0	1	0	0	0	1	0	0	0	-15
Team							1	2	3			0		2				
Totals				16-56	8-22	8-11	11	16	27	16	14	48	8	20	7	1	7	-45

Shooting By Period		
1st FG%	3-14	21.4%
3PT%	1-4	25.0%
FT%	0-0	0%
2nd FG%	4-16	25.0%
3PT%	2-7	28.6%
FT%	1-1	100%
3rd FG%	5-14	35.7%
3PT%	3-6	50.0%
FT%	0-0	0%
4th FG%	4-12	33.3%
3PT%	2-5	40.0%
FT%	7-10	70%
GM FG%	16-56	28.6%
3PT%	8-22	36.4%
FT%	8-11	72.7%

Dead Ball Rebounds: 2, 0

Technical Fouls:: NONE

Middle Tenn. - 93 Record: 2-0

NO.	Name		Min	FG M-A	3P M-A	FT M-A	Rebounds OR	DR	TOT	Fouls PF	FD	TP	AS	TO	ST	Blocks BS	BA	+/-
33	Courtney Whitson	F	24:13	7-8	6-7	2-2	2	3	5	2	2	22	3	1	2	1	0	52
2	Anastasiia Boldyreva	C	17:21	3-5	0-0	0-0	2	2	4	0	0	6	1	0	0	2	0	27
4	Savannah Wheeler	G	25:09	8-9	2-2	5-5	0	7	7	1	3	23	6	2	0	0	0	53
10	Jalynn Gregory	G	27:18	4-15	3-11	4-4	0	3	3	0	3	15	4	2	3	0	0	41
15	Ta'Mia Scott	G	28:51	3-7	0-3	2-2	1	4	5	0	2	8	3	0	4	1	0	43
55	Iullia Grabovskaia		21:49	4-6	0-0	1-2	3	5	8	4	2	9	1	0	0	1	0	8
3	Gracie Dodgen		15:06	1-3	1-3	0-0	0	0	0	1	1	3	1	1	0	0	0	3
22	Jada Grannum		13:47	2-3	0-0	0-0	0	1	1	3	0	4	0	1	0	2	0	9
31	Zahira Arizmendi Rubio		14:19	1-3	0-1	1-2	0	0	0	2	2	3	1	2	0	0	1	-10
12	Gracie Hamby		05:16	0-0	0-0	0-0	0	1	1	0	1	0	1	1	0	0	0	-2
40	Meioshe Mason		03:48	0-0	0-0	0-0	0	0	0	0	0	0	0	0	0	0	0	3
9	Dora Van Rijs		03:03	0-0	0-0	0-0	0	2	2	1	0	0	0	0	0	0	0	-2
Team							2	2	4			0		0				
Totals				33-59	12-27	15-17	10	30	40	14	16	93	21	10	9	7	1	45

Shooting By Period		
1st FG%	11-18	61.1%
3PT%	4-8	50.0%
FT%	3-3	100%
2nd FG%	9-11	81.8%
3PT%	5-6	83.3%
FT%	10-10	100%
3rd FG%	9-20	45.0%
3PT%	2-9	22.2%
FT%	0-0	0%
4th FG%	4-10	40.0%
3PT%	1-4	25.0%
FT%	2-4	50%
GM FG%	33-59	55.9%
3PT%	12-27	44.4%
FT%	15-17	88.2%

Dead Ball Rebounds: 2, 0

Technical Fouls:: NONE

	FAM	MTS
Biggest lead	0 (1st 10:00)	56 (3rd 5:43)
Best Scoring Run	8(3rd 0:58)	23(2nd 4:00)
Lead Changes	0	
Times Tied	0	
Time with Lead	00:00	39:42

Points from	FAM	MTS
Turnovers	8	27
Paint	12	40
Second Chance	9	8
Fast Breaks	4	23
Bench	8	19

Period by Period Scoring	1st	2nd	3rd	4th	TOT
FAM	7	11	13	17	48
MTS	29	33	20	11	93

GAME 3

Nov. 12, 2023 | Murfreesboro, Tenn.
Attendance: 3,015 | TV: ESPN+

MIDDLE TENNESSEE	60
PRINCETON	65

Princeton - 65 Record: 2-0

NO.	Name		Min	FG M-A	3P M-A	FT M-A	Rebounds OR	DR	TOT	Fouls PF	FD	TP	AS	TO	ST	Blocks BS	BA	+/-
00	Ellie Mitchell	F	39:58	1-2	0-0	0-2	5	8	13	4	3	2	5	1	1	0	0	4
5	Paige Morton	F	11:26	2-5	0-0	0-0	2	2	4	3	0	4	0	1	0	0	0	-3
10	Skye Belker	G	31:16	6-10	2-4	4-4	0	4	4	1	2	18	1	1	1	0	0	7
20	Kaitlyn Chen	G	35:00	6-13	1-3	1-1	0	1	1	5	1	14	3	4	0	0	1	10
23	Madison St. Rose	G	24:23	3-10	1-4	1-2	0	2	2	5	1	8	1	1	2	2	0	-6
22	Parker Hill		03:17	0-1	0-0	1-2	3	0	3	0	1	1	0	0	0	0	0	1
13	Ashley Chea		19:28	2-7	1-2	4-6	1	5	6	2	6	9	0	2	1	0	0	1
25	Chet Nweke		05:17	0-1	0-0	0-0	1	0	1	0	0	0	0	1	0	0	1	-3
24	Mari Bickley		03:50	0-0	0-0	0-0	0	0	0	0	0	0	0	1	0	0	0	-5
44	Katie Thiers		20:02	3-5	1-1	0-0	3	1	4	1	2	7	0	1	0	0	0	11
32	Amelia Osgood		06:03	0-1	0-1	2-2	0	1	1	0	2	2	0	0	0	0	0	8
Team							0	3	3			0		0				
Totals				23-55	6-15	13-19	15	27	42	21	18	65	10	13	5	2	2	5

Shooting By Period		
1st FG%	5-14	35.7%
3PT%	2-6	33.3%
FT%	0-0	0%
2nd FG%	5-14	35.7%
3PT%	0-2	0.0%
FT%	4-6	66.7%
3rd FG%	9-15	60.0%
3PT%	3-4	75.0%
FT%	1-1	100%
4th FG%	4-12	33.3%
3PT%	1-3	33.3%
FT%	8-12	66.7%
GM FG%	23-55	41.8%
3PT%	6-15	40.0%
FT%	13-19	68.4%

Dead Ball Rebounds: 2, 1

Technical Fouls:: NONE

Middle Tenn. - 60 Record: 2-1

NO.	Name		Min	FG M-A	3P M-A	FT M-A	Rebounds OR	DR	TOT	Fouls PF	FD	TP	AS	TO	ST	Blocks BS	BA	+/-
33	Courtney Whitson	F	39:59	2-5	1-4	0-0	1	6	7	4	1	5	3	3	2	0	0	-5
2	Anastasiia Boldyreva	C	33:43	3-9	0-2	3-4	2	4	6	3	4	9	1	3	0	2	0	0
4	Savannah Wheeler	G	40:00	6-11	1-3	2-3	0	0	0	4	4	15	0	2	1	0	0	-5
10	Jalynn Gregory	G	37:49	5-20	5-17	6-8	0	3	3	2	9	21	1	0	1	0	1	-5
15	Ta'Mia Scott	G	33:55	4-9	0-3	2-3	3	2	5	3	2	10	2	2	2	0	1	-4
55	Iullia Grabovskaia		06:08	0-0	0-0	0-0	0	2	2	1	0	0	0	0	0	0	0	-1
0	Sifa Ineza		08:19	0-0	0-0	0-2	1	1	2	1	1	0	0	0	0	0	0	-3
3	Gracie Dodgen		00:07	0-0	0-0	0-0	0	0	0	0	0	0	0	0	0	0	0	-2
Team							2	3	5			0		1				
Totals				20-54	7-29	13-20	9	21	30	18	21	60	7	11	6	2	2	-5

Shooting By Period		
1st FG%	7-16	43.8%
3PT%	2-7	28.6%
FT%	3-4	75%
2nd FG%	4-13	30.8%
3PT%	2-8	25.0%
FT%	2-6	33.3%
3rd FG%	4-10	40.0%
3PT%	2-5	40.0%
FT%	3-4	75%
4th FG%	5-15	33.3%
3PT%	1-9	11.1%
FT%	5-6	83.3%
GM FG%	20-54	37.0%
3PT%	7-29	24.1%
FT%	13-20	65.0%

Dead Ball Rebounds: 4, 0

Technical Fouls:: NONE

	Prin	MTS
Biggest lead	9 (4th 6:59)	14 (2nd 4:34)
Best Scoring Run	11(4th 6:59)	10(1st 3:55)
Lead Changes	3	
Times Tied	3	
Time with Lead	13:16	24:54

Points from	Prin	MTS
Turnovers	9	19
Paint	14	20
Second Chance	12	5
Fast Breaks	13	9
Bench	19	0

Period by Period Scoring	1st	2nd	3rd	4th	TOT
Prin	12	14	22	17	65
MTS	19	12	13	16	60

GAME 4

Nov. 18, 2023 | Paradise Island, Bahamas
Attendance: 393 | TV: FloSports

MIDDLE TENNESSEE	49
MICHIGAN	63

Middle Tenn. - 49 Record: 2-2

NO.	Name		Min	FG M-A	3P M-A	FT M-A	Rebounds OR	DR	TOT	Fouls PF	FD	TP	AS	TO	ST	Blocks BS	BA	+/-
33	Courtney Whitson	F	38:34	2-8	2-6	3-3	0	5	5	1	3	9	1	1	0	0	0	-16
2	Anastasiia Boldyreva	C	37:09	10-15	1-1	2-4	1	6	7	2	4	23	0	6	0	4	0	-12
4	Savannah Wheeler	G	36:05	1-12	0-2	0-0	0	3	3	2	1	2	5	4	2	0	1	-16
10	Jalynn Gregory	G	34:29	2-9	1-4	2-2	2	2	4	2	3	7	5	3	1	1	1	4
15	Ta'Mia Scott	G	20:27	2-5	0-1	1-2	1	1	2	2	2	5	1	1	1	0	0	-11
0	Sifa Ineza		12:35	0-3	0-0	0-0	0	0	0	2	2	0	0	0	0	1	0	-14
55	Iullia Grabovskaia		02:25	0-0	0-0	1-2	1	0	1	0	1	1	0	1	0	0	0	-2
22	Jada Grannum		18:17	1-3	0-0	0-0	1	1	2	3	1	2	0	0	0	1	0	-3
Team							4	4	8			0		0				
Totals				18-55	4-14	9-13	10	22	32	14	17	49	12	16	5	6	2	-14

Shooting By Period		
1st FG%	4-15	26.7%
3PT%	2-5	40.0%
FT%	1-2	50%
2nd FG%	2-11	18.2%
3PT%	0-2	0.0%
FT%	3-4	75%
3rd FG%	6-15	40.0%
3PT%	0-4	0.0%
FT%	3-3	100%
4th FG%	6-14	42.9%
3PT%	2-3	66.7%
FT%	2-4	50%
GM FG%	18-55	32.7%
3PT%	4-14	28.6%
FT%	9-13	69.2%

Dead Ball Rebounds: 2, 0

Technical Fouls:: NONE

Michigan - 63 Record: 3-0

NO.	Name		Min	FG M-A	3P M-A	FT M-A	Rebounds OR	DR	TOT	Fouls PF	FD	TP	AS	TO	ST	Blocks BS	BA	+/-
33	Tyler Williams	F	19:40	1-4	0-0	1-2	2	3	5	5	1	3	0	0	3	0	2	11
44	Cameron Williams	F	24:53	3-6	0-0	0-0	2	4	6	2	1	6	1	1	1	0	1	18
1	Lauren Hansen	G	35:05	4-9	2-7	1-1	0	7	7	0	4	11	3	2	4	0	0	25
5	Laila Phelia	G	36:44	6-12	1-3	7-7	2	3	5	0	5	20	2	0	2	1	1	16
10	Jordan Hobbs	G	17:27	3-7	2-4	0-0	1	2	3	4	1	8	0	0	1	0	1	-20
25	Whitney Sollom		06:50	0-0	0-0	0-0	1	1	2	3	0	0	0	2	0	0	0	-5
22	Chyra Evans		25:58	3-9	2-6	2-2	3	1	4	0	1	10	3	2	1	0	2	9
2	Macy Brown		00:59	0-0	0-0	0-0	0	1	1	1	0	0	0	1	0	0	0	-1
11	Greta Kampschroeder		04:07	0-2	0-1	0-0	0	1	1	0	0	0	0	0	0	0	0	-8
21	Taylor Woodson		02:24	0-0	0-0	0-0	0	0	0	1	0	0	0	0	1	0	0	-2
0	Elissa Brett		24:03	2-6	1-3	0-0	0	1	1	1	1	5	2	1	1	0	0	30
20	Alyssa Crockett		01:01	0-0	0-0	0-0	0	0	0	0	0	0	0	0	0	0	0	-2
30	Elise Stuck		00:49	0-0	0-0	0-0	0	0	0	0	0	0	0	0	0	0	0	-1
Team							1	5	6			0		4				
Totals				22-55	8-24	11-12	12	29	41	17	14	63	11	18	9	2	6	14

Shooting By Period		
1st FG%	5-15	33.3%
3PT%	2-7	28.6%
FT%	2-3	66.7%
2nd FG%	6-18	33.3%
3PT%	3-9	33.3%
FT%	1-1	100%
3rd FG%	7-11	63.6%
3PT%	2-4	50.0%
FT%	2-2	100%
4th FG%	4-11	36.4%
3PT%	1-4	25.0%
FT%	6-6	100%
GM FG%	22-55	40.0%
3PT%	8-24	33.3%
FT%	11-12	91.7%

Dead Ball Rebounds: 0, 0

Technical Fouls:: NONE

	MTS	MIC
Biggest lead	5 (1st 4:12)	19 (3rd 3:54)
Best Scoring Run	9(4th 7:56)	11(2nd 2:55)
Lead Changes	5	
Times Tied	2	
Time with Lead	07:22	30:38

Points from	MTS	MIC
Turnovers	20	21
Paint	26	28
Second Chance	3	1
Fast Breaks	2	19
Bench	3	15

Period by Period Scoring	1st	2nd	3rd	4th	TOT
MTS	11	7	15	16	49
MIC	14	16	18	15	63

2023-24 BOX SCORES

GAME 5

Nov. 18, 2023 | Paradise Island, Bahamas
Attendance: 400 | TV: FloSports

MIDDLE TENNESSEE	71
DEPAUL	69

DePaul - 69 Record: 2-3

NO.	Name		Min	FG M-A	3P M-A	FT M-A	Rebounds OR	DR	TOT	Fouls PF	FD	TP	AS	TO	ST	Blocks BS	BA	+/-
5	Brynn Masikewich	F	12:56	0-5	0-4	0-0	0	3	3	1	0	0	0	0	0	0	0	-7
33	Jorie Allen	F	29:41	4-8	1-3	4-4	0	6	6	4	4	13	2	2	1	0	0	1
0	Katlyn Gilbert	G	19:02	2-3	0-0	2-2	1	2	3	3	1	6	2	3	1	1	0	2
22	Anaya Peoples	G	34:10	7-18	1-5	3-4	1	5	6	3	4	18	2	4	3	3	3	-6
23	Michelle Sidor	G	36:10	6-7	5-6	0-0	0	6	6	0	1	17	1	2	0	0	0	6
3	Charlece Ohiaeri		17:37	1-9	1-7	4-4	0	1	1	2	3	7	2	2	2	1	1	-5
25	Kate Clarke		26:08	2-4	0-2	0-0	1	3	4	1	1	4	1	1	3	0	0	-2
13	Maeve McErlane		20:24	2-6	0-2	0-0	3	1	4	0	1	4	5	1	0	1	0	5
10	Haley Walker		01:59	0-0	0-0	0-0	0	0	0	0	0	0	0	0	0	0	0	-5
2	Grace Carstensen		01:54	0-0	0-0	0-0	0	0	0	0	0	0	0	0	0	0	0	1
Team							1	2	3			0		0				
Totals				24-60	8-29	13-14	7	29	36	14	15	69	15	15	10	6	4	-2

Technical Fouls::NONE

Shooting By Period		
1st FG%	7-15	46.7%
3PT%	2-8	25.0%
FT%	2-2	100%
2nd FG%	6-14	42.9%
3PT%	1-7	14.3%
FT%	0-0	0%
3rd FG%	3-17	17.6%
3PT%	0-5	0.0%
FT%	5-6	83.3%
4th FG%	8-14	57.1%
3PT%	5-9	55.6%
FT%	6-6	100%
GM FG%	24-60	40.0%
3PT%	8-29	27.6%
FT%	13-14	92.9%

Dead Ball Rebounds: 1, 0

Middle Tenn. - 71 Record: 3-2

NO.	Name		Min	FG M-A	3P M-A	FT M-A	Rebounds OR	DR	TOT	Fouls PF	FD	TP	AS	TO	ST	Blocks BS	BA	+/-
33	Courtney Whitson	F	28:18	4-12	4-10	0-0	2	1	3	5	0	12	1	1	1	0	1	21
2	Anastasiia Boldyreva	C	36:50	5-7	1-1	3-6	4	4	8	2	7	14	3	2	0	3	1	-5
4	Savannah Wheeler	G	40:00	5-12	1-2	5-5	0	8	8	0	6	16	7	4	2	0	2	2
10	Jalynn Gregory	G	40:00	3-12	3-11	0-0	0	4	4	4	1	9	4	5	1	1	1	2
15	Ta'Mia Scott	G	35:03	9-16	2-5	0-0	0	6	6	0	0	20	0	4	2	0	0	2
22	Jada Grannum		11:49	0-0	0-0	0-0	0	0	0	2	0	0	0	1	0	0	0	-9
55	Iullia Grabovskaia		02:03	0-0	0-0	0-0	0	0	0	0	0	0	0	0	0	0	0	2
0	Sifa Ineza		05:57	0-3	0-1	0-0	1	2	3	2	0	0	1	0	0	0	1	-5
Team							1	4	5			0		0				
Totals				26-62	11-30	8-11	8	29	37	15	14	71	16	17	6	4	6	2

Technical Fouls::NONE

Shooting By Period		
1st FG%	10-19	52.6%
3PT%	5-11	45.5%
FT%	0-0	0%
2nd FG%	7-14	50.0%
3PT%	3-7	42.9%
FT%	3-5	60%
3rd FG%	4-17	23.5%
3PT%	0-6	0.0%
FT%	5-6	83.3%
4th FG%	5-12	41.7%
3PT%	3-6	50.0%
FT%	0-0	0%
GM FG%	26-62	41.9%
3PT%	11-30	36.7%
FT%	8-11	72.7%

Dead Ball Rebounds: 2, 0

	DEP	MTN
Biggest lead	0 (1st 10:00)	22 (4th 8:32)
Best Scoring Run	13(4th 0:37)	9(2nd 3:30)
Lead Changes	0	
Times Tied	1	
Time with Lead	00:00	39:27

Points from	DEP	MTN
Turnovers	13	19
Paint	22	26
Second Chance	6	6
Fast Breaks	23	5
Bench	15	0

Period by Period Scoring	1st	2nd	3rd	4th	TOT
DEP	18	13	11	27	69
MTN	25	20	13	13	71

GAME 6

Nov. 18, 2023 | Paradise Island, Bahamas
Attendance: 113 | TV: FloSports

MIDDLE TENNESSEE	64
MEMPHIS	57

Middle Tenn. - 64 Record: 4-2

NO.	Name		Min	FG M-A	3P M-A	FT M-A	Rebounds OR	DR	TOT	Fouls PF	FD	TP	AS	TO	ST	Blocks BS	BA	+/-
33	Courtney Whitson	F	39:56	6-13	3-8	0-2	4	5	9	4	1	15	1	3	1	1	3	8
2	Anastasiia Boldyreva	C	37:13	9-22	0-1	7-12	7	6	13	0	13	25	0	2	1	6	3	4
4	Savannah Wheeler	G	40:00	1-7	0-2	5-6	0	5	5	2	3	7	5	3	1	2	1	7
10	Jalynn Gregory	G	40:00	0-6	0-5	5-6	1	3	4	3	8	5	1	1	0	0	1	7
15	Ta'Mia Scott	G	35:00	4-6	0-1	2-2	0	4	4	4	1	10	0	0	2	1	0	6
55	Iullia Grabovskaia		01:10	0-0	0-0	0-0	0	0	0	1	0	0	0	0	0	0	0	-1
0	Sifa Ineza		05:00	0-1	0-0	0-0	0	0	0	2	0	0	0	1	0	0	0	1
22	Jada Grannum		01:41	0-0	0-0	2-2	0	0	0	1	1	2	0	1	0	0	0	3
Team							5	3	8			0		3				
Totals				20-55	3-17	21-30	17	26	43	17	27	64	7	14	5	10	8	7

Technical Fouls::NONE

Shooting By Period		
1st FG%	7-18	38.9%
3PT%	0-6	0.0%
FT%	1-3	33.3%
2nd FG%	2-8	25.0%
3PT%	2-2	100.0%
FT%	8-8	100%
3rd FG%	3-13	23.1%
3PT%	0-5	0.0%
FT%	9-12	75%
4th FG%	8-16	50.0%
3PT%	1-4	25.0%
FT%	3-7	42.9%
GM FG%	20-55	36.4%
3PT%	3-17	17.6%
FT%	21-30	70.0%

Dead Ball Rebounds: 5, 0

Memphis - 57 Record: 2-4

NO.	Name		Min	FG M-A	3P M-A	FT M-A	Rebounds OR	DR	TOT	Fouls PF	FD	TP	AS	TO	ST	Blocks BS	BA	+/-
35	Aliyah Green	F	14:16	1-3	0-0	0-0	2	1	3	4	1	2	0	1	0	1	0	-11
0	Destyne Jackson	G	04:53	0-4	0-0	0-0	0	1	1	1	0	0	0	1	0	0	1	-8
2	Madison Griggs	G	40:00	6-15	3-9	0-0	1	3	4	1	4	15	2	4	1	0	1	-7
24	Kai Carter	G	31:58	7-18	1-4	1-1	2	3	5	3	3	16	0	1	0	0	0	-1
30	Alasia Smith	G	16:25	1-5	0-1	1-1	2	1	3	5	3	3	1	1	0	1	2	-6
1	Ki'Ari Cain		35:07	2-7	1-1	0-0	1	0	1	2	2	5	5	2	0	0	3	1
22	Layken Cox		04:56	0-2	0-0	0-0	1	1	2	1	1	0	0	0	0	0	0	0
3	Shelbee Brown		18:03	4-6	1-2	0-0	1	3	4	4	0	9	0	2	1	2	0	1
23	Raven Sims		08:37	0-1	0-0	0-2	0	0	0	1	1	0	0	0	0	0	0	-9
12	Jana Sallman		19:06	3-6	1-2	0-0	3	7	10	5	0	7	1	0	2	4	0	5
7	Hannah Riddick		06:39	0-3	0-0	0-0	0	0	0	1	2	0	0	1	0	0	3	0
Team							7	2	9			0		1				
Totals				24-70	7-19	2-4	20	22	42	28	17	57	9	14	4	8	10	-7

Technical Fouls: Carter 3rd 1:37

Shooting By Period		
1st FG%	5-14	35.7%
3PT%	3-5	60.0%
FT%	0-0	0%
2nd FG%	6-18	33.3%
3PT%	1-3	33.3%
FT%	1-1	100%
3rd FG%	7-20	35.0%
3PT%	1-5	20.0%
FT%	1-3	33.3%
4th FG%	6-18	33.3%
3PT%	2-6	33.3%
FT%	0-0	0%
GM FG%	24-70	34.3%
3PT%	7-19	36.8%
FT%	2-4	50.0%

Dead Ball Rebounds: 2, 0

	MTS	MEM
Biggest lead	8 (1st 7:25)	5 (2nd 8:43)
Best Scoring Run	9(2nd 2:36)	11(3rd 1:37)
Lead Changes	10	
Times Tied	5	
Time with Lead	30:37	07:45

Points from	MTS	MEM
Turnovers	15	16
Paint	28	22
Second Chance	21	13
Fast Breaks	3	7
Bench	2	21

Period by Period Scoring	1st	2nd	3rd	4th	TOT
MTS	15	14	15	20	64
MEM	13	14	16	14	57

GAME 7

Nov. 26, 2023 | Edwardsville, Ill.
Attendance: 303 | TV: ESPN+

MIDDLE TENNESSEE	81
SIUE	74

Middle Tenn. - 81 Record: 5-2

NO.	Name		Min	FG M-A	3P M-A	FT M-A	Rebounds OR	DR	TOT	Fouls PF	FD	TP	AS	TO	ST	Blocks BS	BA	+/-
33	Courtney Whitson	F	40:00	6-14	4-11	0-0	2	4	6	3	1	16	2	2	0	0	0	7
2	Anastasiia Boldyreva	C	24:43	2-7	0-1	2-3	1	2	3	3	4	6	1	3	5	1	0	-1
4	Savannah Wheeler	G	32:19	3-10	1-5	3-5	0	3	3	1	4	10	6	0	1	0	0	11
10	Jalynn Gregory	G	35:06	4-10	1-5	5-6	0	3	3	4	4	14	3	3	4	0	0	1
15	Ta'Mia Scott	G	40:00	8-15	4-6	1-1	0	4	4	4	1	21	2	2	1	1	0	7
55	Iullia Grabovskaia		13:35	3-4	0-0	2-2	4	3	7	4	2	8	0	0	0	1	0	9
0	Sifa Ineza		11:33	2-5	1-3	1-2	0	0	0	1	1	6	1	1	2	0	0	2
22	Jada Grannum		01:42	0-0	0-0	0-0	0	0	0	0	1	0	0	0	0	0	0	-1
3	Gracie Dodgen		01:02	0-0	0-0	0-0	0	0	0	0	0	0	0	0	1	0	0	0
Team							4	2	6			0		0				
Totals				28-65	11-31	14-19	11	21	32	20	18	81	15	11	14	3	0	7

Technical Fouls::NONE

Shooting By Period		
1st FG%	8-17	47.1%
3PT%	3-9	33.3%
FT%	2-2	100%
2nd FG%	6-16	37.5%
3PT%	2-7	28.6%
FT%	4-6	66.7%
3rd FG%	11-17	64.7%
3PT%	4-7	57.1%
FT%	2-3	66.7%
4th FG%	3-15	20.0%
3PT%	2-8	25.0%
FT%	6-8	75%
GM FG%	28-65	43.1%
3PT%	11-31	35.5%
FT%	14-19	73.7%

Dead Ball Rebounds: 3, 1

SIUE - 74 Record: 1-6

NO.	Name		Min	FG M-A	3P M-A	FT M-A	Rebounds OR	DR	TOT	Fouls PF	FD	TP	AS	TO	ST	Blocks BS	BA	+/-
15	Halle Smith	F	11:42	1-2	0-0	0-0	1	1	2	3	0	2	1	1	1	0	0	-12
1	Ava Stoller	G	30:38	1-4	0-0	0-0	0	5	5	4	1	2	3	6	0	0	0	-10
4	Macy Silvey	G	33:47	6-13	4-8	2-2	0	5	5	0	1	18	1	0	2	0	0	-4
24	Sofie Lowis	G	33:51	4-8	2-5	1-2	0	4	4	1	1	11	0	3	0	0	0	-10
33	KK Rodriguez	G	35:33	7-14	1-2	13-15	1	6	7	2	12	28	3	3	4	0	2	2
0	Olivia Clayton		19:25	3-7	0-0	3-5	3	2	5	3	4	9	3	0	0	0	0	-3
14	Molly Sheehan		18:19	1-2	0-1	0-0	0	2	2	0	0	2	1	1	0	0	0	2
5	Lezhauria Williams		06:57	0-0	0-0	0-0	0	1	1	2	0	0	1	3	0	0	0	-3
25	Brianna Wooldridge		09:48	0-1	0-0	2-2	1	0	1	3	1	2	1	1	1	0	1	3
Team							1	2	3			0		1				
Totals				23-51	7-16	21-26	7	28	35	18	20	74	14	19	8	0	3	-7

Technical Fouls::NONE

Shooting By Period		
1st FG%	9-15	60.0%
3PT%	4-4	100.0%
FT%	1-2	50%
2nd FG%	5-11	45.5%
3PT%	2-4	50.0%
FT%	5-6	83.3%
3rd FG%	4-13	30.8%
3PT%	0-3	0.0%
FT%	5-6	83.3%
4th FG%	5-12	41.7%
3PT%	1-5	20.0%
FT%	10-12	83.3%
GM FG%	23-51	45.1%
3PT%	7-16	43.8%
FT%	21-26	80.8%

Dead Ball Rebounds: 4, 0

	MTSU	SIUE
Biggest lead	18 (3rd 1:07)	9 (2nd 9:07)
Best Scoring Run	12(3rd 8:07)	13(2nd 9:30)
Lead Changes	4	
Times Tied	2	
Time with Lead	27:04	10:55

Points from	MTSU	SIUE
Turnovers	22	16
Paint	32	28
Second Chance	8	13
Fast Breaks	13	12
Bench	14	13

Period by Period Scoring	1st	2nd	3rd	4th	TOT
MTSU	21	18	28	14	81
SIUE	23	17	13	21	74

GAME 8

Nov. 29, 2023 | Houston, Texas
Attendance: 698 | TV: ESPN+

MIDDLE TENNESSEE	70
HOUSTON	45

Middle Tenn. - 70 Record: 6-2

NO.	Name		Min	FG M-A	3P M-A	FT M-A	Rebounds OR	DR	TOT	Fouls PF	FD	TP	AS	TO	ST	Blocks BS	BA	+/-
33	Courtney Whitson	F	40:00	3-8	1-5	0-0	0	8	8	2	2	7	3	2	2	0	0	25
2	Anastasiia Boldyreva	C	31:40	9-10	0-0	0-3	3	4	7	3	3	18	0	3	0	1	0	22
4	Savannah Wheeler	G	40:00	9-17	3-5	1-3	0	4	4	1	7	22	9	4	1	0	1	25
10	Jalynn Gregory	G	40:00	1-9	1-6	0-0	1	5	6	1	0	3	6	6	3	0	2	25
15	Ta'Mia Scott	G	40:00	7-12	2-4	2-2	1	10	11	1	3	18	1	4	5	0	2	25
55	Iullia Grabovskaia		08:20	1-1	0-0	0-0	1	0	1	2	0	2	0	1	0	0	0	3
Team							4	2	6			0		0				
Totals				30-57	7-20	3-8	10	33	43	10	15	70	19	20	11	1	5	25

Technical Fouls: Grabovskaia 4th 1:21

Shooting By Period		
1st FG%	7-17	41.2%
3PT%	4-7	57.1%
FT%	0-3	0%
2nd FG%	8-15	53.3%
3PT%	1-6	16.7%
FT%	2-3	66.7%
3rd FG%	9-12	75.0%
3PT%	1-3	33.3%
FT%	1-2	50%
4th FG%	6-13	46.2%
3PT%	1-4	25.0%
FT%	0-0	0%
GM FG%	30-57	52.6%
3PT%	7-20	35.0%
FT%	3-8	37.5%

Dead Ball Rebounds: 1, 0

Houston - 45 Record: 4-1

NO.	Name		Min	FG M-A	3P M-A	FT M-A	Rebounds OR	DR	TOT	Fouls PF	FD	TP	AS	TO	ST	Blocks BS	BA	+/-
1	Bria Patterson	F	32:43	2-8	1-4	0-0	3	3	6	1	1	5	2	4	1	1	0	-24
30	Djessira Diawara	F	04:56	0-0	0-0	0-0	0	1	1	1	0	0	0	0	0	0	0	-7
34	Kamryn Jones	F	17:53	2-8	2-7	0-0	2	1	3	3	1	6	0	2	0	0	0	-11
5	N'Yah Boyd	G	32:05	4-11	2-6	1-4	0	1	1	2	2	11	1	1	3	0	0	-23
14	Laila Blair	G	34:13	3-9	0-2	3-4	0	0	0	2	2	9	3	4	6	1	1	-18
33	Logyn McNeil		08:57	0-0	0-0	0-0	1	3	4	0	1	0	0	0	0	1	1	0	-5
10	Britney Onyeje		22:05	3-10	1-5	0-0	1	2	3	3	0	7	0	2	0	2	0	-14
21	Maliyah Johnson		17:49	2-6	0-2	0-0	0	2	2	1	0	4	0	2	1	0	0	-7
42	Peyton McFarland		26:07	1-4	0-0	1-2	2	4	6	3	2	3	1	1	2	0	0	-13
2	Kierra Merchant		03:12	0-1	0-0	0-0	0	0	0	0	0	0	0	0	0	0	0	-3
Team							1	4	5			0		0				
Totals				17-57	6-26	5-10	10	21	31	16	9	45	7	16	14	5	1	-25

Technical Fouls: McFarland 4th 1:21

Shooting By Period		
1st FG%	7-17	41.2%
3PT%	4-11	36.4%
FT%	1-2	50%
2nd FG%	4-16	25.0%
3PT%	0-3	0.0%
FT%	0-0	0%
3rd FG%	3-12	25.0%
3PT%	2-6	33.3%
FT%	3-4	75%
4th FG%	3-12	25.0%
3PT%	0-6	0.0%
FT%	1-4	25%
GM FG%	17-57	29.8%
3PT%	6-26	23.1%
FT%	5-10	50.0%

Dead Ball Rebounds: 2, 0

	MTN	HOU
Biggest lead	27 (4th 2:25)	2 (1st 4:57)
Best Scoring Run	8(3rd 7:56)	8(1st 4:57)
Lead Changes	7	
Times Tied	3	
Time with Lead	32:25	04:11

Points from	MTN	HOU
Turnovers	11	21
Paint	44	12
Second Chance	9	3
Fast Breaks	19	20
Bench	2	14

Period by Period Scoring	1st	2nd	3rd	4th	TOT
MTN	18	19	20	13	70
HOU	19	8	11	7	45

2023-24 BOX SCORES

GAME 9

Dec. 3, 2023 | Nashville, Tenn.
Attendance: 1,365 | TV: ESPN+

MIDDLE TENNESSEE	57
BELMONT	71

Middle Tenn. - 57 Record: 6-3

NO.	Name		Min	FG M-A	3P M-A	FT M-A	Rebounds OR	DR	TOT	Fouls PF	FD	TP	AS	TO	ST	Blocks BS	BA	+/-
33	Courtney Whitson	F	36:20	2-7	1-5	2-2	3	2	5	1	1	7	1	0	0	0	0	-19
2	Anastasiia Boldyreva	C	27:00	4-12	0-0	1-2	4	4	8	2	4	9	2	0	2	2	0	-11
4	Savannah Wheeler	G	35:14	3-13	0-3	4-4	1	2	3	1	6	10	3	1	0	0	0	-21
10	Jalynn Gregory	G	26:40	2-7	1-4	0-0	0	4	4	5	2	5	3	2	1	0	0	-15
15	Ta'Mia Scott	G	31:58	5-9	3-3	7-8	0	2	2	2	5	20	0	1	0	0	0	-11
55	Iullia Grabovskaia		11:36	0-3	0-0	0-0	0	3	3	2	0	0	0	1	0	0	0	-5
0	Sifa Ineza		17:51	2-5	1-3	0-0	1	1	2	2	0	5	0	0	0	0	0	-4
3	Gracie Dodgen		08:17	0-1	0-1	0-0	0	0	0	0	0	0	0	0	0	0	0	9
22	Jada Grannum		05:04	0-0	0-0	1-2	0	1	1	0	1	1	0	0	1	0	0	7
Team							2	2	4			0		0				
Totals				18-57	6-19	15-18	11	21	32	15	19	57	9	5	4	2	0	-14

Technical Fouls::NONE

Shooting By Period		
1st	FG%	4-16 25.0%
	3PT%	2-6 33.3%
	FT%	2-2 100%
2nd	FG%	4-16 25.0%
	3PT%	1-4 25.0%
	FT%	2-2 100%
3rd	FG%	6-15 40.0%
	3PT%	1-4 25.0%
	FT%	1-2 50%
4th	FG%	4-10 40.0%
	3PT%	2-5 40.0%
	FT%	10-12 83.3%
GM	FG%	18-57 31.6%
	3PT%	6-19 31.6%
	FT%	15-18 83.3%

Dead Ball Rebounds: 2, 0

Belmont - 71 Record: 5-3

NO.	Name		Min	FG M-A	3P M-A	FT M-A	Rebounds OR	DR	TOT	Fouls PF	FD	TP	AS	TO	ST	Blocks BS	BA	+/-
14	Kendal Cheesman	F	31:18	5-7	5-7	0-0	0	3	3	1	0	15	1	0	0	0	0	15
22	Tessa Miller	F	15:59	1-5	0-0	0-0	0	4	4	5	3	2	3	4	0	0	0	12
0	Tuti Jones	G	33:20	5-10	3-6	2-2	1	4	5	3	2	15	4	1	2	0	0	18
12	Kilyn McGuff	G	32:18	7-11	4-5	4-4	3	5	8	2	4	22	2	0	0	0	0	18
23	Jailyn Banks	G	28:27	4-10	0-1	0-0	0	2	2	3	3	8	3	2	1	0	0	17
10	Blair Schoenwald		24:20	2-4	1-3	0-0	0	3	3	2	0	5	1	0	0	0	0	-1
33	Carmyn Harrison		15:58	1-6	0-0	0-0	2	1	3	1	2	2	2	1	0	0	2	-3
13	Claire Hyde		09:15	0-1	0-1	2-2	0	0	0	1	1	2	0	0	0	0	0	0
24	Kate Hollifield		06:26	0-0	0-0	0-0	1	1	2	0	0	0	1	1	0	0	0	-1
1	Kensley Feltner		02:39	0-1	0-1	0-0	0	1	1	1	0	0	0	0	0	0	0	-5
Team							2	5	7			0		1				
Totals				25-55	13-24	8-8	9	29	38	19	15	71	17	10	3	0	2	14

Technical Fouls::NONE

Shooting By Period		
1st	FG%	5-15 33.3%
	3PT%	3-5 60.0%
	FT%	2-2 100%
2nd	FG%	9-13 69.2%
	3PT%	5-6 83.3%
	FT%	0-0 0%
3rd	FG%	7-15 46.7%
	3PT%	2-4 50.0%
	FT%	2-2 100%
4th	FG%	4-12 33.3%
	3PT%	3-9 33.3%
	FT%	4-4 100%
GM	FG%	25-55 45.5%
	3PT%	13-24 54.2%
	FT%	8-8 100.0%

Dead Ball Rebounds: 0, 0

	MTU	BEL
Biggest lead	0 (1st 10:00)	23 (4th 8:17)
Best Scoring Run	7(4th 2:12)	14(2nd 0:52)
Lead Changes	0	
Times Tied	2	
Time with Lead	00:00	37:37

Points from	MTU	BEL
Turnovers	2	5
Paint	24	18
Second Chance	11	6
Fast Breaks	0	4
Bench	6	9

Period by Period Scoring	1st	2nd	3rd	4th	TOT
MTU	12	11	14	20	57
BEL	15	23	18	15	71

GAME 10

Dec. 6, 2023 | Huntsville, Ala.
Attendance: 5,105 | TV: ESPN+

MIDDLE TENNESSEE	73
TENNESSEE	62

Tennessee - 62 Record: 4-5

NO.	Name		Min	FG M-A	3P M-A	FT M-A	Rebounds OR	DR	TOT	Fouls PF	FD	TP	AS	TO	ST	Blocks BS	BA	+/-
1	Sara Puckett	F	31:04	3-6	0-2	0-0	1	5	6	2	3	6	2	0	0	0	0	-6
11	Karoline Striplin	F	25:18	11-20	4-8	3-3	1	2	3	4	3	29	2	1	1	0	1	10
0	Jewel Spear	G	28:45	1-6	1-3	0-0	1	4	5	1	2	3	2	2	0	0	1	2
15	Jasmine Powell	G	34:59	3-5	2-3	1-2	2	3	5	1	3	9	4	1	1	0	0	-12
21	Tess Darby	G	31:03	2-8	1-4	0-0	1	5	6	2	0	5	0	2	0	0	2	-1
10	Destinee Wells		18:11	3-6	1-1	1-1	0	2	2	0	1	8	3	3	0	1	0	-9
5	Kaiya Wynn		11:18	0-2	0-0	0-0	1	0	1	1	0	0	0	1	0	0	1	-17
13	Avery Strickland		06:12	0-3	0-2	0-0	0	0	0	2	0	0	0	1	0	0	1	-7
20	Tamari Key		13:10	1-3	0-0	0-0	0	0	0	2	1	2	0	0	1	1	1	-15
Team							1	1	2			0		0				
Totals				24-59	9-23	5-6	8	22	30	15	13	62	13	11	3	2	7	-11

Technical Fouls::NONE

Shooting By Period		
1st	FG%	8-17 47.1%
	3PT%	3-7 42.9%
	FT%	1-1 100%
2nd	FG%	5-14 35.7%
	3PT%	3-6 50.0%
	FT%	0-0 0%
3rd	FG%	5-12 41.7%
	3PT%	0-1 0.0%
	FT%	2-3 66.7%
4th	FG%	6-16 37.5%
	3PT%	3-9 33.3%
	FT%	2-2 100%
GM	FG%	24-59 40.7%
	3PT%	9-23 39.1%
	FT%	5-6 83.3%

Dead Ball Rebounds: 0, 0

Middle Tenn. - 73 Record: 7-3

NO.	Name		Min	FG M-A	3P M-A	FT M-A	Rebounds OR	DR	TOT	Fouls PF	FD	TP	AS	TO	ST	Blocks BS	BA	+/-
33	Courtney Whitson	F	40:00	3-5	2-4	1-4	3	0	3	2	3	9	4	1	0	0	0	11
2	Anastasiia Boldyreva	C	38:36	8-13	1-2	0-0	4	5	9	3	1	17	3	3	1	7	0	12
4	Savannah Wheeler	G	38:31	5-14	2-6	0-0	1	9	10	4	3	12	3	1	0	0	0	11
10	Jalynn Gregory	G	39:56	6-13	5-9	5-6	1	4	5	2	3	22	3	2	2	0	1	8
15	Ta'Mia Scott	G	39:05	2-8	1-2	5-6	0	6	6	2	5	10	3	4	1	0	0	11
55	Iullia Grabovskaia		01:24	0-0	0-0	0-0	0	0	0	0	0	0	0	0	0	0	0	-1
0	Sifa Ineza		02:28	1-2	1-1	0-0	0	0	0	0	0	3	0	0	1	0	1	3
Team							0	4	4			0		0				
Totals				25-55	12-24	11-16	9	28	37	13	15	73	16	11	5	7	2	11

Technical Fouls::NONE

Shooting By Period		
1st	FG%	7-13 53.8%
	3PT%	4-6 66.7%
	FT%	2-4 50%
2nd	FG%	5-14 35.7%
	3PT%	3-6 50.0%
	FT%	4-6 66.7%
3rd	FG%	5-16 31.3%
	3PT%	2-6 33.3%
	FT%	1-2 50%
4th	FG%	8-12 66.7%
	3PT%	3-6 50.0%
	FT%	4-4 100%
GM	FG%	25-55 45.5%
	3PT%	12-24 50.0%
	FT%	11-16 68.8%

Dead Ball Rebounds: 4, 0

	UT	MTS
Biggest lead	6 (2nd 5:56)	11 (4th 0:24)
Best Scoring Run	8(2nd 5:56)	11(3rd 9:38)
Lead Changes	13	
Times Tied	8	
Time with Lead	10:53	21:37

Points from	UT	MTS
Turnovers	8	15
Paint	18	20
Second Chance	6	9
Fast Breaks	3	13
Bench	10	3

Period by Period Scoring	1st	2nd	3rd	4th	TOT
UT	20	13	12	17	62
MTS	20	17	13	23	73

GAME 11

Dec. 10, 2023 | Cookeville, Tenn.
Attendance: 1,107 | TV: ESPN+

MIDDLE TENNESSEE	63
TENNESSEE TECH	47

Middle Tennessee - 63 Record: 8-3

NO.	Name		Min	FG M-A	3P M-A	FT M-A	Rebounds OR	DR	TOT	Fouls PF	FD	TP	AS	TO	ST	Blocks BS	BA	+/-
33	Courtney Whitson	F	36:35	1-6	1-6	0-0	2	1	3	5	1	3	3	0	0	0	0	12
2	Anastasiia Boldyreva	C	36:54	8-10	0-0	1-4	3	12	15	2	6	17	0	1	1	2	0	19
4	Savannah Wheeler	G	38:22	0-9	0-2	9-10	1	4	5	2	7	9	5	4	2	0	2	15
10	Jalynn Gregory	G	40:00	8-15	4-9	5-5	1	1	2	2	4	25	2	3	4	0	1	16
15	Ta'Mia Scott	G	33:24	3-8	1-1	0-0	0	3	3	1	2	7	3	5	2	0	1	21
0	Sifa Ineza		08:14	0-0	0-0	0-0	0	0	0	2	1	0	0	0	0	0	0	-4
55	Iullia Grabovskaia		01:18	0-0	0-0	0-0	0	0	0	1	0	0	0	1	0	0	0	-1
22	Jada Grannum		05:13	0-0	0-0	2-4	1	3	4	1	2	2	0	0	0	0	0	2
Team							4	2	6			0		1				
Totals				20-48	6-18	17-23	12	26	38	16	23	63	13	15	9	2	4	16

Technical Fouls::NONE

Shooting By Period		
1st	FG%	4-12 33.3%
	3PT%	1-5 20.0%
	FT%	3-6 50%
2nd	FG%	5-10 50.0%
	3PT%	3-6 50.0%
	FT%	5-7 71.4%
3rd	FG%	5-14 35.7%
	3PT%	1-5 20.0%
	FT%	2-2 100%
4th	FG%	6-12 50.0%
	3PT%	1-2 50.0%
	FT%	7-8 87.5%
GM	FG%	20-48 41.7%
	3PT%	6-18 33.3%
	FT%	17-23 73.9%

Dead Ball Rebounds: 3, 0

Tennessee Tech - 47 Record: 2-6

NO.	Name		Min	FG M-A	3P M-A	FT M-A	Rebounds OR	DR	TOT	Fouls PF	FD	TP	AS	TO	ST	Blocks BS	BA	+/-
4	Anna Walker	F	23:40	5-12	2-9	1-1	4	5	9	3	2	13	2	4	0	3	0	-7
1	Cayla Cowart	G	17:18	1-1	0-0	1-1	0	1	1	1	2	3	0	4	1	0	0	-2
10	Reagan Hurst	G	18:20	1-4	1-1	2-2	0	2	2	3	2	5	3	1	0	0	0	-7
11	Maaliya Owens	G	28:55	1-10	0-7	0-0	0	2	2	4	2	2	2	2	2	0	0	-12
33	Reghan Grimes	G	29:35	1-5	0-2	0-2	3	2	5	2	3	2	3	2	1	0	0	-18
5	Yaubryon Chambers		13:44	3-6	0-0	0-0	1	1	2	4	0	6	1	1	1	1	1	-9
22	Peyton Carter		24:42	1-3	0-2	2-2	4	2	6	1	2	4	1	0	1	0	0	-14
2	Jennifer Sullivan		19:40	1-4	1-2	0-0	0	1	1	4	1	3	0	3	1	0	0	-9
42	Kiera Hill		13:02	2-9	0-0	0-0	2	0	2	1	0	4	0	0	1	0	1	2
14	Harley Paynter		11:05	2-3	0-1	1-1	0	1	1	0	2	5	1	0	1	0	0	-4
Team							0	2	2			0		0				
Totals				18-57	4-24	7-9	14	19	33	23	16	47	13	17	9	4	2	-16

Technical Fouls::NONE

Shooting By Period		
1st	FG%	3-12 25.0%
	3PT%	0-3 0.0%
	FT%	3-3 100%
2nd	FG%	5-14 35.7%
	3PT%	1-6 16.7%
	FT%	4-6 66.7%
3rd	FG%	5-16 31.3%
	3PT%	1-6 16.7%
	FT%	0-0 0%
4th	FG%	5-15 33.3%
	3PT%	2-9 22.2%
	FT%	0-0 0%
GM	FG%	18-57 31.6%
	3PT%	4-24 16.7%
	FT%	7-9 77.8%

Dead Ball Rebounds: 1, 0

	MT	Tech
Biggest lead	17 (4th 0:58)	0 (1st 10:00)
Best Scoring Run	9(3rd 4:00)	6(2nd 1:29)
Lead Changes	0	
Times Tied	0	
Time with Lead	39:43	00:00

Points from	MT	Tech
Turnovers	21	11
Paint	26	20
Second Chance	7	12
Fast Breaks	9	5
Bench	2	22

Period by Period Scoring	1st	2nd	3rd	4th	TOT
MT	12	18	13	20	63
Tech	9	15	11	12	47

GAME 12

Dec. 17, 2023 | Murfreesboro, Tenn.
Attendance: 3,359 | TV: ESPN+

MIDDLE TENNESSEE	72
STEPHEN F. AUSTIN	47

SFA - 47 Record: 6-4

NO.	Name		Min	FG M-A	3P M-A	FT M-A	Rebounds OR	DR	TOT	Fouls PF	FD	TP	AS	TO	ST	Blocks BS	BA	+/-
24	Kurstyn Harden	C	31:53	4-8	0-1	3-3	3	4	7	1	5	11	1	2	1	1	2	-26
1	Zoe Nelson	G	22:11	4-12	0-1	0-0	1	5	6	0	1	8	0	1	0	0	1	-11
2	Tyler McCliment-Call	G	28:26	3-6	1-2	0-0	2	3	5	3	1	7	2	3	0	2	0	-15
4	Destini Lombard	G	27:51	1-4	0-1	0-0	0	3	3	0	0	2	0	3	0	1	1	-7
12	Kyla Deck	G	28:17	4-10	0-2	1-2	0	1	1	2	1	9	2	5	5	1	3	-19
11	Lydia Cooke-Wiggins		09:04	0-1	0-0	0-0	0	0	0	0	0	0	0	0	0	0	0	-9
3	Avery Vansickle		16:00	1-2	1-2	0-0	0	0	0	0	1	3	0	1	0	0	0	-19
33	Trinity Moore		12:00	0-3	0-1	4-4	2	1	3	1	3	4	0	1	0	0	0	-9
15	Mimi Gatewood		13:54	0-2	0-0	1-2	0	5	5	1	1	1	0	4	1	0	0	-11
10	Trinity Slocum		04:10	0-1	0-0	0-0	0	0	0	1	1	0	1	1	0	0	0	0
14	Jasmyne Boles		04:10	0-0	0-0	0-0	0	0	0	0	0	0	0	0	0	0	0	0
42	Atalia Ballesteros		02:04	1-1	0-0	0-0	0	0	0	0	0	2	0	0	0	0	0	1
Team							1	1	2			0		0				
Totals				18-50	2-10	9-11	9	23	32	9	14	47	6	21	8	5	7	-25

Technical Fouls::NONE

Shooting By Period		
1st	FG%	4-14 28.6%
	3PT%	0-2 0.0%
	FT%	0-0 0%
2nd	FG%	4-13 30.8%
	3PT%	2-5 40.0%
	FT%	2-2 100%
3rd	FG%	5-14 35.7%
	3PT%	0-3 0.0%
	FT%	1-1 100%
4th	FG%	5-9 55.6%
	3PT%	0-0 0.0%
	FT%	6-8 75%
GM	FG%	18-50 36.0%
	3PT%	2-10 20.0%
	FT%	9-11 81.8%

Dead Ball Rebounds: 0, 0

Middle Tenn. - 72 Record: 9-3

NO.	Name		Min	FG M-A	3P M-A	FT M-A	Rebounds OR	DR	TOT	Fouls PF	FD	TP	AS	TO	ST	Blocks BS	BA	+/-
33	Courtney Whitson	F	39:06	5-10	2-6	2-2	4	3	7	2	1	14	4	3	3	0	1	24
2	Anastasiia Boldyreva	C	25:25	4-7	0-1	0-0	1	4	5	2	1	8	0	1	1	5	0	23
4	Savannah Wheeler	G	37:02	10-20	5-8	0-0	0	8	8	2	2	25	3	3	1	0	2	24
10	Jalynn Gregory	G	36:42	3-13	3-9	0-0	1	0	1	1	1	9	5	0	1	0	1	28
15	Ta'Mia Scott	G	25:10	2-5	0-1	3-3	1	2	3	3	3	7	0	2	6	1	1	11
0	Sifa Ineza		17:14	3-5	0-1	0-0	1	2	3	1	0	6	2	1	1	0	1	13
55	Iullia Grabovskaia		13:51	1-3	0-0	1-2	4	2	6	3	1	3	0	3	1	1	0	4
3	Gracie Dodgen		04:36	0-2	0-2	0-0	0	1	1	0	0	0	0	0	1	0	0	-3
22	Jada Grannum		00:55	0-0	0-0	0-0	0	0	0	0	0	0	0	0	0	0	0	1
Team							2	3	5			0		1				
Totals				28-65	10-28	6-7	14	25	39	14	9	72	14	14	15	7	5	25

Technical Fouls::NONE

Shooting By Period		
1st	FG%	8-19 42.1%
	3PT%	4-12 33.3%
	FT%	1-2 50%
2nd	FG%	9-17 52.9%
	3PT%	4-6 66.7%
	FT%	2-2 100%
3rd	FG%	6-16 37.5%
	3PT%	1-4 25.0%
	FT%	1-1 100%
4th	FG%	5-13 38.5%
	3PT%	1-6 16.7%
	FT%	2-2 100%
GM	FG%	28-65 43.1%
	3PT%	10-28 35.7%
	FT%	6-7 85.7%

Dead Ball Rebounds: 1, 0

	SFA	MTS
Biggest lead	0 (1st 10:00)	29 (3rd 1:52)
Best Scoring Run	8(4th 7:33)	15(2nd 7:36)
Lead Changes	0	
Times Tied	0	
Time with Lead	00:00	39:44

Points from	SFA	MTS
Turnovers	15	28
Paint	28	28
Second Chance	4	7
Fast Breaks	9	7
Bench	10	9

Period by Period Scoring	1st	2nd	3rd	4th	TOT
SFA	8	12	11	16	47
MTS	21	24	14	13	72

2023-24 BOX SCORES

GAME 13

Dec. 20, 2023 | Murfreesboro, Tenn.
Attendance: 3,314 | TV: ESPN+

MIDDLE TENNESSEE	83
NORTHERN KENTUCKY	42

Northern Ky. - 42 Record: 2-8

NO.	Name		Min	FG M-A	3P M-A	FT M-A	Rebounds OR	DR	TOT	Fouls PF	FD	TP	AS	TO	ST	Blocks BS	BA	+/-
5	Carter McCray	C	32:26	4-15	0-0	1-2	6	5	11	3	3	9	2	0	2	2	2	-21
2	Kalissa Lacy	G	34:04	4-9	4-7	1-2	0	2	2	2	3	13	2	5	0	0	0	-32
11	Khamari Mitchell-Steen	G	29:01	2-7	1-2	1-6	0	5	5	3	4	6	1	4	1	0	0	-28
14	Kennedy Igo	G	23:21	0-4	0-3	0-0	0	3	3	5	0	0	1	1	0	0	1	-20
20	Macey Blevins	G	32:32	1-5	0-3	1-2	0	4	4	2	3	3	2	5	1	0	1	-41
22	Noelle Hubert		10:42	1-2	1-2	0-0	0	1	1	1	1	3	0	0	0	0	1	-8
3	Kailee Davis		20:17	1-3	1-3	0-0	0	1	1	0	1	3	2	3	0	0	0	-23
4	Paige Hodgson		09:33	0-0	0-0	1-2	0	0	0	0	1	1	0	0	0	0	0	-20
1	Allison Basye		07:40	1-3	1-2	0-0	0	0	0	1	0	3	0	1	0	0	0	-13
24	Madison French		00:03	0-0	0-0	0-0	0	0	0	0	0	0	0	0	0	0	0	0
33	Gabby Razzano		00:21	0-0	0-0	1-2	0	0	0	0	1	1	0	0	0	0	0	1
Team							3	3	6			0		1				
Totals				14-48	8-22	6-16	9	24	33	17	17	42	10	20	4	2	5	-41

Technical Fouls::NONE

Shooting By Period		
1st FG%	6-13	46.2%
3PT%	2-4	50.0%
FT%	0-0	0%
2nd FG%	3-13	23.1%
3PT%	2-9	22.2%
FT%	1-6	16.7%
3rd FG%	4-14	28.6%
3PT%	3-6	50.0%
FT%	1-2	50%
4th FG%	1-8	12.5%
3PT%	1-3	33.3%
FT%	4-8	50%
GM FG%	14-48	29.2%
3PT%	8-22	36.4%
FT%	6-16	37.5%

Dead Ball Rebounds: 6, 0

Middle Tenn. - 83 Record: 10-3

NO.	Name		Min	FG M-A	3P M-A	FT M-A	Rebounds OR	DR	TOT	Fouls PF	FD	TP	AS	TO	ST	Blocks BS	BA	+/-
33	Courtney Whitson	F	37:10	0-8	0-8	0-0	2	5	7	2	1	0	2	2	2	0	0	39
2	Anastasiia Boldyreva	C	23:29	2-3	0-0	5-6	3	0	3	2	6	9	3	2	0	4	0	22
4	Savannah Wheeler	G	35:37	13-23	5-8	3-3	0	7	7	1	4	34	3	0	2	0	2	38
10	Jalynn Gregory	G	37:10	4-14	4-13	4-4	0	1	1	2	4	16	1	0	2	0	0	39
15	Ta'Mia Scott	G	28:45	3-8	2-4	0-0	1	9	10	1	0	8	1	0	1	1	0	22
55	Iullia Grabovskaia		12:18	6-8	0-0	2-2	7	2	9	4	2	14	2	1	1	0	0	14
0	Sifa Ineza		11:02	0-2	0-1	0-0	0	2	2	2	0	0	0	2	0	0	0	20
22	Jada Grannum		03:43	0-0	0-0	0-0	1	2	3	0	0	0	0	0	0	0	0	6
3	Gracie Dodgen		02:50	0-0	0-0	0-0	0	0	0	0	0	0	0	0	0	0	0	2
31	Zahira Arizmendi Rubio		02:50	1-1	0-0	0-0	0	0	0	1	0	2	0	1	0	0	0	2
40	Meioshe Mason		02:02	0-0	0-0	0-0	0	0	0	0	0	0	0	0	0	0	0	0
12	Gracie Hamby		01:46	0-0	0-0	0-0	0	1	1	1	0	0	0	0	0	0	0	0
9	Dora Van Rijs		01:18	0-0	0-0	0-0	0	0	0	1	0	0	0	0	0	0	0	1
Team							1	0	1			0		0				
Totals				29-67	11-34	14-15	15	29	44	17	17	83	12	8	8	5	2	41

Technical Fouls::NONE

Shooting By Period		
1st FG%	7-18	38.9%
3PT%	3-8	37.5%
FT%	4-4	100%
2nd FG%	7-16	43.8%
3PT%	3-9	33.3%
FT%	4-4	100%
3rd FG%	6-18	33.3%
3PT%	3-11	27.3%
FT%	4-4	100%
4th FG%	9-15	60.0%
3PT%	2-6	33.3%
FT%	2-3	66.7%
GM FG%	29-67	43.3%
3PT%	11-34	32.4%
FT%	14-15	93.3%

Dead Ball Rebounds: 0, 0

	NKU	MTS
Biggest lead	7 (1st 7:38)	42 (4th 0:51)
Best Scoring Run	6(2nd 8:05)	14(2nd 3:40)
Lead Changes	1	
Times Tied	0	
Time with Lead	04:53	34:41

Points from	NKU	MTS
Turnovers	1	35
Paint	10	30
Second Chance	11	16
Fast Breaks	1	15
Bench	11	16

Period by Period Scoring	1st	2nd	3rd	4th	TOT
NKU	14	9	12	7	42
MTS	21	21	19	22	83

GAME 14

Dec. 30, 2023 | Phoenix, Ariz.
Attendance: 623 | TV: ESPN+

MIDDLE TENNESSEE	59
GRAND CANYON	68

Middle Tenn. - 59 Record: 10-4

NO.	Name		Min	FG M-A	3P M-A	FT M-A	Rebounds OR	DR	TOT	Fouls PF	FD	TP	AS	TO	ST	Blocks BS	BA	+/-
33	Courtney Whitson	F	40:00	4-10	1-5	0-0	3	5	8	0	2	9	1	2	1	0	1	-9
2	Anastasiia Boldyreva	C	24:36	1-5	0-0	2-2	4	4	8	0	1	4	0	2	1	2	0	-17
4	Savannah Wheeler	G	40:00	9-24	2-11	3-4	0	5	5	3	2	23	0	3	0	0	1	-9
10	Jalynn Gregory	G	28:42	2-8	2-6	2-3	1	1	2	4	2	8	2	2	1	0	1	-14
15	Ta'Mia Scott	G	26:38	5-9	0-0	0-0	1	2	3	3	2	10	1	3	1	0	0	-6
0	Sifa Ineza		24:40	1-3	1-2	2-2	1	2	3	0	1	5	1	1	0	0	0	2
55	Iullia Grabovskaia		13:04	0-3	0-0	0-0	3	2	5	3	0	0	2	0	0	2	0	5
22	Jada Grannum		02:20	0-0	0-0	0-0	0	2	2	1	0	0	0	0	0	0	0	3
Team							3	2	5			0		3				
Totals				22-62	6-24	9-11	16	25	41	14	10	59	7	16	4	4	3	-9

Technical Fouls::NONE

Shooting By Period		
1st FG%	6-15	40.0%
3PT%	1-7	14.3%
FT%	4-5	80%
2nd FG%	7-17	41.2%
3PT%	1-4	25.0%
FT%	1-2	50%
3rd FG%	3-15	20.0%
3PT%	1-5	20.0%
FT%	4-4	100%
4th FG%	6-15	40.0%
3PT%	3-8	37.5%
FT%	0-0	0%
GM FG%	22-62	35.5%
3PT%	6-24	25.0%
FT%	9-11	81.8%

Dead Ball Rebounds: 4, 0

Grand Canyon - 68 Record: 10-3

NO.	Name		Min	FG M-A	3P M-A	FT M-A	Rebounds OR	DR	TOT	Fouls PF	FD	TP	AS	TO	ST	Blocks BS	BA	+/-
11	Olivia Lane	F	25:36	6-14	0-0	0-0	2	4	6	1	0	12	1	0	0	0	0	6
22	Jada Holland	G	24:55	1-2	0-0	4-4	0	2	2	2	3	6	3	2	1	0	0	10
23	Trinity San Antonio	G	35:45	4-9	0-0	3-5	0	6	6	1	6	11	1	3	4	0	2	13
24	Tiarra Brown	G	33:08	5-9	0-2	1-1	0	5	5	1	2	11	4	1	3	3	1	10
34	Naudia Evans	G	34:20	6-11	5-8	3-3	0	1	1	0	2	20	4	0	0	0	0	10
0	Callie Cooper		13:36	0-1	0-0	0-0	2	2	4	2	0	0	0	0	0	0	0	-11
20	Laura Erikstrup		02:28	0-0	0-0	2-2	1	0	1	1	1	2	0	1	0	0	0	4
15	McKenna Simons		00:46	0-0	0-0	0-0	0	0	0	0	0	0	0	0	0	0	0	2
32	Sydney Erikstrup		01:43	0-0	0-0	0-0	0	0	0	0	0	0	0	0	0	0	0	-2
5	Shay Fano		16:10	0-4	0-4	0-0	0	0	0	2	0	0	1	1	0	0	1	-2
14	Anna Ostlie		10:21	2-3	2-3	0-0	0	2	2	0	0	6	0	0	0	0	0	8
2	Asha Sra		01:12	0-0	0-0	0-0	0	0	0	0	0	0	0	1	0	0	0	-3
Team							0	0	0			0		0				
Totals				24-53	7-17	13-15	5	22	27	10	14	68	14	9	8	3	4	9

Technical Fouls::NONE

Shooting By Period		
1st FG%	7-16	43.8%
3PT%	2-5	40.0%
FT%	4-4	100%
2nd FG%	5-13	38.5%
3PT%	1-4	25.0%
FT%	4-4	100%
3rd FG%	5-10	50.0%
3PT%	1-3	33.3%
FT%	3-4	75%
4th FG%	7-14	50.0%
3PT%	3-5	60.0%
FT%	2-3	66.7%
GM FG%	24-53	45.3%
3PT%	7-17	41.2%
FT%	13-15	86.7%

Dead Ball Rebounds: 1, 0

	MTSU	GCU
Biggest lead	0 (1st 10:00)	14 (4th 1:46)
Best Scoring Run	6(1st 3:49)	10(4th 6:16)
Lead Changes	0	
Times Tied	2	
Time with Lead	00:00	37:57

Points from	MTSU	GCU
Turnovers	7	20
Paint	26	26
Second Chance	12	6
Fast Breaks	2	17
Bench	5	8

Period by Period Scoring	1st	2nd	3rd	4th	TOT
MTSU	17	16	11	15	59
GCU	20	15	14	19	68

GAME 15

Jan. 10, 2024 | Ruston, La.
Attendance: 1,632 | TV: ESPN+

MIDDLE TENNESSEE	64
LA TECH	61

Middle Tenn. - 64 Record: 11-4 (1-0)

NO.	Name		Min	FG M-A	3P M-A	FT M-A	Rebounds OR	DR	TOT	Fouls PF	FD	TP	AS	TO	ST	Blocks BS	BA	+/-
33	Courtney Whitson	F	41:03	0-2	0-2	2-2	1	1	2	2	2	2	1	3	0	0	0	5
2	Anastasiia Boldyreva	C	42:33	15-22	0-1	2-3	3	9	12	4	2	32	0	4	0	4	1	4
4	Savannah Wheeler	G	41:16	1-9	0-1	1-2	0	3	3	1	5	3	2	1	0	0	2	7
10	Jalynn Gregory	G	45:00	1-8	1-4	2-2	0	2	2	2	2	5	2	2	1	0	0	3
15	Ta'Mia Scott	G	45:00	9-17	0-2	2-2	5	9	14	1	2	20	1	0	2	1	1	3
55	Iullia Grabovskaia		06:25	1-1	0-0	0-0	0	1	1	1	0	2	0	0	0	0	0	-3
0	Sifa Ineza		03:44	0-0	0-0	0-0	0	1	1	0	0	0	0	0	0	0	0	-4
Team							1	6	7			0		0				
Totals				27-59	1-10	9-11	10	32	42	11	13	64	6	10	3	5	4	3

Technical Fouls::NONE

Shooting By Period		
1st FG%	8-16	50.0%
3PT%	1-2	50.0%
FT%	0-0	0%
2nd FG%	4-13	30.8%
3PT%	0-5	0.0%
FT%	2-2	100%
3rd FG%	7-11	63.6%
3PT%	0-1	0.0%
FT%	2-4	50%
4th FG%	5-13	38.5%
3PT%	0-1	0.0%
FT%	1-1	100%
:OT FG%	3-6	50.0%
3PT%	0-1	0.0%
FT%	4-4	100%
GM FG%	27-59	45.8%
3PT%	1-10	10.0%
FT%	9-11	81.8%

Dead Ball Rebounds: 1, 0

Louisiana Tech - 61 Record: 7-10 (1-1)

NO.	Name		Min	FG M-A	3P M-A	FT M-A	Rebounds OR	DR	TOT	Fouls PF	FD	TP	AS	TO	ST	Blocks BS	BA	+/-
44	Anna Larr Roberson	F	24:55	7-14	0-4	0-0	0	2	2	1	2	14	2	0	1	0	0	-13
3	Robyn Lee	G	10:17	2-4	0-1	0-0	0	1	1	1	0	4	2	2	0	0	0	-4
10	Salma Bates	G	42:20	5-13	4-9	0-0	0	3	3	0	2	14	3	0	0	1	0	-5
22	Jianna Morris	G	40:52	2-8	0-3	0-0	1	0	1	2	1	4	1	0	0	0	1	-8
23	Silvia Nativi	G	41:08	1-4	1-2	0-0	3	3	6	3	1	3	4	3	0	1	1	-3
4	Paris Guillory		11:23	1-5	1-4	0-0	0	1	1	2	1	3	0	0	0	0	1	5
24	Amaya Brannon		05:56	0-0	0-0	2-2	0	0	0	2	1	2	1	2	0	0	0	-5
32	Kate Thompson		04:53	1-4	0-1	0-0	1	3	4	0	0	2	0	0	0	0	0	2
33	Mackenzie Wurm		18:38	3-7	0-1	1-2	1	4	5	0	2	7	3	1	1	2	1	10
45	Anja Bukvic		24:37	3-6	2-4	0-0	0	4	4	2	1	8	1	0	0	0	1	6
1	Autumn Smith		00:03	0-0	0-0	0-0	0	0	0	0	0	0	0	0	0	0	0	0
Team							3	2	5			0		0				
Totals				25-65	8-29	3-4	9	23	32	13	11	61	17	8	2	4	5	-3

Technical Fouls::NONE

Shooting By Period		
1st FG%	5-13	38.5%
3PT%	0-4	0.0%
FT%	2-2	100%
2nd FG%	6-14	42.9%
3PT%	2-7	28.6%
FT%	0-0	0%
3rd FG%	5-13	38.5%
3PT%	3-10	30.0%
FT%	0-0	0%
4th FG%	6-14	42.9%
3PT%	2-5	40.0%
FT%	1-2	50%
:OT FG%	3-11	27.3%
3PT%	1-3	33.3%
FT%	0-0	0%
GM FG%	25-65	38.5%
3PT%	8-29	27.6%
FT%	3-4	75.0%

Dead Ball Rebounds: 0, 0

	MTSU	LATech
Biggest lead	11 (1st 5:11)	3 (2nd 3:07)
Best Scoring Run	11(3rd 7:50)	13(2nd 8:00)
Lead Changes	6	
Times Tied	7	
Time with Lead	34:35	04:39

Points from	MTSU	LATech
Turnovers	10	12
Paint	50	18
Second Chance	12	8
Fast Breaks	7	6
Bench	2	22

Period by Period Scoring	1st	2nd	3rd	4th	OT1	TOT
MTSU	17	10	16	11	10	64
LATech	12	14	13	15	7	61

GAME 16

Jan. 13, 2024 | Huntsville, Texas
Attendance: 396 | TV: ESPN+

MIDDLE TENNESSEE	87
SAM HOUSTON	55

Middle Tenn. - 87 Record: 12-4 (2-0)

NO.	Name		Min	FG M-A	3P M-A	FT M-A	Rebounds OR	DR	TOT	Fouls PF	FD	TP	AS	TO	ST	Blocks BS	BA	+/-
33	Courtney Whitson	F	29:24	5-9	4-7	0-0	1	5	6	3	0	14	2	1	2	0	0	28
2	Anastasiia Boldyreva	C	22:20	7-7	1-1	0-0	4	6	10	3	0	15	3	2	0	2	0	27
4	Savannah Wheeler	G	33:11	6-15	2-4	2-2	0	3	3	1	5	16	7	0	4	0	0	35
10	Jalynn Gregory	G	32:19	5-9	4-7	0-0	0	2	2	3	3	14	6	1	1	0	0	32
15	Ta'Mia Scott	G	30:47	3-8	0-1	0-0	2	2	4	0	2	6	2	3	0	1	1	22
55	Iullia Grabovskaia		14:25	5-6	0-0	0-0	3	2	5	3	0	10	1	2	1	1	0	12
0	Sifa Ineza		17:39	3-6	2-3	2-2	0	0	0	3	3	10	1	3	1	0	1	14
22	Jada Grannum		07:58	0-2	0-0	2-2	3	1	4	0	1	2	0	1	0	1	0	0
40	Meioshe Mason		03:00	0-0	0-0	0-0	0	0	0	0	0	0	0	0	0	0	0	-1
3	Gracie Dodgen		04:30	0-0	0-0	0-0	0	0	0	0	0	0	0	0	0	0	0	-7
9	Dora Van Rijs		02:53	0-0	0-0	0-0	0	0	0	1	0	0	0	0	0	0	0	-2
12	Gracie Hamby		01:34	0-0	0-0	0-0	0	1	1	0	0	0	0	1	1	0	0	0
Team							1	6	7			0		3				
Totals				34-62	13-23	6-6	14	28	42	17	14	87	22	17	10	5	2	32

Technical Fouls::NONE

Shooting By Period		
1st FG%	5-13	38.5%
3PT%	2-6	33.3%
FT%	2-2	100%
2nd FG%	10-16	62.5%
3PT%	6-8	75.0%
FT%	0-0	0%
3rd FG%	11-19	57.9%
3PT%	3-6	50.0%
FT%	0-0	0%
4th FG%	8-14	57.1%
3PT%	2-3	66.7%
FT%	4-4	100%
GM FG%	34-62	54.8%
3PT%	13-23	56.5%
FT%	6-6	100.0%

Dead Ball Rebounds: 0, 0

Sam Houston - 55 Record: 5-10 (0-3)

NO.	Name		Min	FG M-A	3P M-A	FT M-A	Rebounds OR	DR	TOT	Fouls PF	FD	TP	AS	TO	ST	Blocks BS	BA	+/-
10	Kassidy Dixon	G	33:55	3-10	0-1	1-2	2	3	5	3	2	7	3	3	0	1	1	-35
13	Kaylee Jefferson	G	32:22	6-17	4-11	2-2	0	1	1	1	1	18	2	3	0	0	1	-31
15	Alexus Seaton	G	09:07	0-0	0-0	0-0	0	1	1	1	2	0	1	0	0	0	0	-3
22	Shanti Henry	G	30:27	1-8	1-5	3-4	0	1	1	1	5	6	3	1	1	0	1	-22
32	Tammera Derrough	G	07:32	1-1	0-0	0-0	0	1	1	1	1	2	0	0	0	0	0	-5
0	Sydnee Kemp		23:48	5-9	3-4	0-0	1	1	2	2	0	13	2	5	0	0	1	-17
11	Diana Rosenthal		11:49	2-4	1-3	0-0	0	0	0	0	2	5	0	2	2	0	0	-5
14	Raanee Smith		27:18	2-6	0-0	0-0	2	1	3	1	2	4	1	1	2	0	1	-24
25	Diarrah Sissoko		10:29	0-1	0-0	0-0	1	2	3	2	2	0	1	1	0	0	0	-15
12	Elena Houghton		09:09	0-1	0-0	0-0	0	1	1	2	0	0	0	0	0	1	0	0
3	Kelis Grant		04:04	0-0	0-0	0-0	1	0	1	0	0	0	0	1	0	0	0	-3
Team							3	2	5			0		1				
Totals				20-57	9-24	6-8	10	14	24	14	17	55	13	18	6	2	5	-32

Technical Fouls::NONE

Shooting By Period		
1st FG%	4-14	28.6%
3PT%	2-4	50.0%
FT%	1-2	50%
2nd FG%	6-15	40.0%
3PT%	1-4	25.0%
FT%	0-0	0%
3rd FG%	5-13	38.5%
3PT%	2-8	25.0%
FT%	1-2	50%
4th FG%	5-15	33.3%
3PT%	4-8	50.0%
FT%	4-4	100%
GM FG%	20-57	35.1%
3PT%	9-24	37.5%
FT%	6-8	75.0%

Dead Ball Rebounds: 1, 0

	MTU	SAM
Biggest lead	39 (4th 4:53)	0 (1st 10:00)
Best Scoring Run	10(3rd 7:23)	8(4th 3:40)
Lead Changes	0	
Times Tied	0	
Time with Lead	39:09	00:00

Points from	MTU	SAM
Turnovers	24	14
Paint	42	18
Second Chance	17	7
Fast Breaks	13	2
Bench	22	22

Period by Period Scoring	1st	2nd	3rd	4th	TOT
MTU	14	26	25	22	87
SAM	11	13	13	18	55

2023-24 BOX SCORES

GAME 17

Jan. 18, 2024 | Murfreesboro, Tenn.
Attendance: 3,313 | TV: ESPN+

MIDDLE TENNESSEE	81
UTEP	70

UTEP - 70 Record: 6-10 (1-2)

NO.	Name		Min	FG M-A	3P M-A	FT M-A	Rebounds OR	DR	TOT	Fouls PF	FD	TP	AS	TO	ST	Blocks BS	BA	+/-
13	Dunja Zecevic	F	23:07	1-5	0-2	2-2	2	1	3	4	1	4	2	0	1	0	1	-14
35	Jane Asinde	F	34:58	9-17	2-6	8-12	0	4	4	3	11	28	1	5	2	0	0	-5
0	Mahri Petree	G	11:23	0-2	0-2	0-0	0	2	2	4	0	0	0	2	0	0	0	-3
2	Erin Wilson	G	40:00	5-9	0-2	3-6	3	12	15	1	3	13	1	1	1	0	1	-11
5	Delma Zita	G	21:39	0-0	0-0	0-0	0	1	1	0	0	0	1	3	1	0	0	-18
3	Ivane Tensaie		20:42	5-8	2-5	3-3	1	1	2	1	1	15	0	0	1	0	0	5
23	Luisa Vydrova		14:10	1-7	0-1	0-0	1	1	2	0	0	2	0	0	0	0	0	-13
11	Aaliyah Stanton		18:22	2-4	0-2	1-1	0	2	2	5	1	5	2	0	0	0	0	7
12	Aspen Salazar		10:58	0-1	0-0	1-2	0	0	0	0	1	1	1	1	0	0	0	-6
22	Mariama Sow		04:42	1-2	0-0	0-0	1	2	3	0	0	2	0	1	0	0	1	3
Team							1	3	4			0		0				
Totals				24-55	4-20	18-26	9	29	38	18	18	70	8	13	6	0	3	-11

Technical Fouls::NONE

Shooting By Period		
1st FG%	7-16	43.8%
3PT%	0-3	0.0%
FT%	2-2	100%
2nd FG%	7-17	41.2%
3PT%	0-5	0.0%
FT%	0-2	0%
3rd FG%	4-10	40.0%
3PT%	2-6	33.3%
FT%	3-8	37.5%
4th FG%	6-12	50.0%
3PT%	2-6	33.3%
FT%	13-14	92.9%
GM FG%	24-55	43.6%
3PT%	4-20	20.0%
FT%	18-26	69.2%

Dead Ball Rebounds: 6, 0

Middle Tenn. - 81 Record: 13-4 (3-0)

NO.	Name		Min	FG M-A	3P M-A	FT M-A	Rebounds OR	DR	TOT	Fouls PF	FD	TP	AS	TO	ST	Blocks BS	BA	+/-
33	Courtney Whitson	F	40:00	5-17	4-16	0-0	2	0	2	3	0	14	2	1	1	0	0	11
2	Anastasiia Boldyreva	C	13:29	2-5	0-0	2-2	3	0	3	5	2	6	0	0	0	0	0	9
4	Savannah Wheeler	G	40:00	5-9	1-2	7-9	1	6	7	2	6	18	4	3	1	0	0	11
10	Jalynn Gregory	G	40:00	4-17	2-14	3-4	0	3	3	0	6	13	4	0	3	0	0	11
15	Ta'Mia Scott	G	34:23	5-10	4-7	2-4	1	6	7	3	2	16	3	3	1	1	0	12
55	Iullia Grabovskaia		25:06	4-9	0-0	3-4	9	7	16	4	2	11	1	0	1	2	0	6
0	Sifa Ineza		05:37	1-3	1-2	0-0	0	0	0	0	0	3	2	0	0	0	0	-1
22	Jada Grannum		01:25	0-0	0-0	0-0	0	0	0	1	0	0	0	0	0	0	0	-4
Team							1	2	3			0		0				
Totals				26-70	12-41	17-23	17	24	41	18	18	81	16	7	7	3	0	11

Technical Fouls::NONE

Shooting By Period		
1st FG%	5-16	31.3%
3PT%	2-9	22.2%
FT%	2-4	50%
2nd FG%	7-20	35.0%
3PT%	3-11	27.3%
FT%	4-4	100%
3rd FG%	9-19	47.4%
3PT%	6-13	46.2%
FT%	5-5	100%
4th FG%	5-15	33.3%
3PT%	1-8	12.5%
FT%	6-10	60%
GM FG%	26-70	37.1%
3PT%	12-41	29.3%
FT%	17-23	73.9%

Dead Ball Rebounds: 4, 0

	UTEP	MTS
Biggest lead	5 (1st 6:16)	22 (4th 9:14)
Best Scoring Run	8(4th 5:39)	9(3rd 6:01)
Lead Changes	6	
Times Tied	4	
Time with Lead	04:59	32:15

Points from	UTEP	MTS
Turnovers	6	13
Paint	28	24
Second Chance	10	25
Fast Breaks	7	4
Bench	25	14

Period by Period Scoring	1st	2nd	3rd	4th	TOT
UTEP	16	14	13	27	70
MTS	14	21	29	17	81

GAME 18

Jan. 20, 2024 | Murfreesboro, Tenn.
Attendance: 3,605 | TV: ESPN+

MIDDLE TENNESSEE	85
NM STATE	48

New Mexico St. - 48 Record: 7-10 (1-3)

NO.	Name		Min	FG M-A	3P M-A	FT M-A	Rebounds OR	DR	TOT	Fouls PF	FD	TP	AS	TO	ST	Blocks BS	BA	+/-
12	Ene Adams	F	19:15	1-3	0-1	2-2	0	0	0	2	1	4	0	4	0	0	0	-21
33	Fanta Gassama	F	15:21	4-7	0-1	0-0	4	3	7	2	0	8	0	3	0	0	0	-14
0	Molly Kaiser	G	33:39	5-16	0-3	1-2	1	0	1	2	7	11	0	4	1	0	1	-42
3	Sianny Sanchez-Oliver	G	26:34	2-5	0-0	0-0	0	2	2	2	2	4	3	1	0	0	1	-17
4	Jaila Harding	G	31:16	2-10	1-6	0-0	1	2	3	1	2	5	1	1	0	0	0	-34
2	Loes Rozing		15:12	1-5	0-3	3-3	0	3	3	2	2	5	0	2	0	0	1	-11
23	Sylena Peterson		09:19	1-2	1-1	1-2	0	1	1	5	1	4	1	1	1	0	0	-10
34	Femme Sikuzani Masudi		08:08	0-1	0-0	0-0	1	0	1	1	0	0	0	1	1	0	0	-6
10	Sabou Gueye		25:49	1-8	0-2	2-4	2	3	5	3	2	4	1	1	1	0	1	-24
24	Lucia Yenes		15:27	1-4	0-2	1-2	0	3	3	1	1	3	0	0	0	0	1	-6
Team							3	1	4			0		1				
Totals				18-61	2-19	10-15	12	18	30	21	18	48	6	19	4	0	5	-37

Technical Fouls::NONE

Shooting By Period		
1st FG%	2-14	14.3%
3PT%	1-3	33.3%
FT%	0-0	0%
2nd FG%	4-15	26.7%
3PT%	1-5	20.0%
FT%	5-6	83.3%
3rd FG%	7-15	46.7%
3PT%	0-4	0.0%
FT%	1-4	25%
4th FG%	5-17	29.4%
3PT%	0-7	0.0%
FT%	4-5	80%
GM FG%	18-61	29.5%
3PT%	2-19	10.5%
FT%	10-15	66.7%

Dead Ball Rebounds: 3, 0

Middle Tenn. - 85 Record: 14-4 (4-0)

NO.	Name		Min	FG M-A	3P M-A	FT M-A	Rebounds OR	DR	TOT	Fouls PF	FD	TP	AS	TO	ST	Blocks BS	BA	+/-
33	Courtney Whitson	F	30:54	3-6	1-4	0-0	2	8	10	3	0	7	2	2	0	0	0	28
2	Anastasiia Boldyreva	C	29:20	8-10	1-2	1-1	2	8	10	1	2	18	2	2	0	3	0	32
4	Savannah Wheeler	G	36:03	8-12	1-3	13-14	0	3	3	3	8	30	5	5	2	0	0	40
10	Jalynn Gregory	G	27:06	2-5	2-5	2-2	0	1	1	2	3	8	3	0	1	0	0	36
15	Ta'Mia Scott	G	30:09	2-7	1-2	4-4	1	3	4	2	4	9	3	3	1	2	0	35
55	Iullia Grabovskaia		15:15	4-5	0-0	0-0	1	3	4	2	0	8	0	2	0	0	0	18
0	Sifa Ineza		17:49	1-7	0-3	1-2	1	3	4	3	4	3	1	4	1	0	0	2
22	Jada Grannum		04:41	0-0	0-0	0-0	0	1	1	1	0	0	0	0	0	0	0	4
3	Gracie Dodgen		04:54	0-0	0-0	0-0	0	0	0	0	0	0	0	0	0	0	0	-1
12	Gracie Hamby		01:57	1-1	0-0	0-0	0	0	0	0	0	2	0	0	0	0	0	-3
9	Dora Van Rijs		00:56	0-0	0-0	0-0	0	0	0	1	0	0	0	0	0	0	0	-3
40	Meioshe Mason		00:56	0-0	0-0	0-0	0	0	0	0	0	0	0	0	0	0	0	-3
Team							1	3	4			0		0				
Totals				29-53	6-19	21-23	8	33	41	18	21	85	16	18	5	5	0	37

Technical Fouls::NONE

Shooting By Period		
1st FG%	9-14	64.3%
3PT%	2-5	40.0%
FT%	1-2	50%
2nd FG%	4-10	40.0%
3PT%	1-3	33.3%
FT%	10-10	100%
3rd FG%	9-15	60.0%
3PT%	1-6	16.7%
FT%	8-9	88.9%
4th FG%	7-14	50.0%
3PT%	2-5	40.0%
FT%	2-2	100%
GM FG%	29-53	54.7%
3PT%	6-19	31.6%
FT%	21-23	91.3%

Dead Ball Rebounds: 0, 0

	NMS	MTS
Biggest lead	2 (1st 9:40)	42 (4th 3:16)
Best Scoring Run	6(2nd 4:25)	20(2nd 8:28)
Lead Changes	1	
Times Tied	1	
Time with Lead	00:26	38:25

Points from	NMS	MTS
Turnovers	9	30
Paint	18	38
Second Chance	10	13
Fast Breaks	5	7
Bench	16	13

Period by Period Scoring	1st	2nd	3rd	4th	TOT
NMS	5	14	15	14	48
MTS	21	19	27	18	85

GAME 19

Jan. 24, 2024 | Jacksonville, Ala.
Attendance: 1,024 | TV: ESPN+

MIDDLE TENNESSEE	66
JAX STATE	45

Middle Tenn. - 66 Record: 15-4 (5-0)

NO.	Name		Min	FG M-A	3P M-A	FT M-A	Rebounds OR	DR	TOT	Fouls PF	FD	TP	AS	TO	ST	Blocks BS	BA	+/-
33	Courtney Whitson	F	40:00	2-10	0-7	0-0	2	9	11	2	0	4	3	4	1	0	0	21
2	Anastasiia Boldyreva	C	35:18	12-19	1-2	2-4	2	13	15	3	4	27	3	1	2	8	1	20
4	Savannah Wheeler	G	33:22	3-10	0-3	3-3	0	3	3	5	2	9	4	2	1	0	0	10
10	Jalynn Gregory	G	40:00	8-14	8-12	0-0	1	3	4	2	2	24	4	1	1	0	2	21
15	Ta'Mia Scott	G	37:22	0-5	0-2	2-4	1	3	4	2	2	2	2	1	0	1	1	20
55	Iullia Grabovskaia		04:43	0-0	0-0	0-0	1	2	3	2	0	0	1	0	0	0	0	1
0	Sifa Ineza		09:16	0-2	0-1	0-0	1	1	2	1	0	0	0	0	0	0	1	12
Team							2	1	3			0		0				
Totals				25-60	9-27	7-11	10	35	45	17	10	66	17	9	5	9	5	21

Technical Fouls::NONE

Shooting By Period		
1st FG%	9-13	69.2%
3PT%	2-3	66.7%
FT%	2-3	66.7%
2nd FG%	6-17	35.3%
3PT%	2-9	22.2%
FT%	3-4	75%
3rd FG%	6-18	33.3%
3PT%	3-10	30.0%
FT%	1-2	50%
4th FG%	4-12	33.3%
3PT%	2-5	40.0%
FT%	1-2	50%
GM FG%	25-60	41.7%
3PT%	9-27	33.3%
FT%	7-11	63.6%

Dead Ball Rebounds: 2, 0

Jacksonville St. - 45 Record: 6-11 (1-4)

NO.	Name		Min	FG M-A	3P M-A	FT M-A	Rebounds OR	DR	TOT	Fouls PF	FD	TP	AS	TO	ST	Blocks BS	BA	+/-
10	Bre'Anna Rhodes	F	23:37	3-9	0-0	2-2	1	7	8	4	1	8	0	2	0	1	1	-9
15	Madison McCoy	F	19:56	0-2	0-1	0-0	0	2	2	1	1	0	1	0	0	0	0	-13
23	Brooklyn McDaniel	F	19:59	2-5	1-2	1-2	2	0	2	2	1	6	1	2	0	0	1	-12
1	Jaz Spencer	G	28:24	2-10	1-7	2-2	1	2	3	0	1	7	2	0	1	0	1	-12
13	Kristol Ayson	G	20:02	4-9	1-1	0-0	1	0	1	2	1	9	1	1	2	0	2	-3
35	Asia Barclay		14:52	3-12	0-0	0-1	1	2	3	1	4	6	0	0	1	0	3	-8
0	Rachel Johnson		20:01	0-3	0-3	1-2	2	4	6	0	2	1	2	2	1	0	1	-9
2	Shaquice May		18:27	0-0	0-0	0-0	2	2	4	0	1	0	0	1	0	1	0	-14
5	Elsie Harris		13:07	0-2	0-2	0-4	0	1	1	0	2	0	1	0	1	1	0	-13
22	Mya Barnes		21:35	3-9	0-5	2-4	1	5	6	0	3	8	0	0	0	2	0	-12
Team							2	2	4			0		0				
Totals				17-61	3-21	8-17	13	27	40	10	17	45	8	8	6	5	9	-21

Technical Fouls::NONE

Shooting By Period		
1st FG%	2-13	15.4%
3PT%	1-5	20.0%
FT%	3-4	75%
2nd FG%	4-12	33.3%
3PT%	0-5	0.0%
FT%	2-4	50%
3rd FG%	6-19	31.6%
3PT%	0-4	0.0%
FT%	1-4	25%
4th FG%	5-17	29.4%
3PT%	2-7	28.6%
FT%	2-5	40%
GM FG%	17-61	27.9%
3PT%	3-21	14.3%
FT%	8-17	47.1%

Dead Ball Rebounds: 5, 0

	MTSU	JSU
Biggest lead	24 (3rd 6:04)	3 (1st 9:41)
Best Scoring Run	11(1st 4:28)	4(2nd 6:54)
Lead Changes	1	
Times Tied	0	
Time with Lead	36:49	02:52

Points from	MTSU	JSU
Turnovers	8	11
Paint	30	22
Second Chance	8	5
Fast Breaks	7	2
Bench	0	15

Period by Period Scoring	1st	2nd	3rd	4th	TOT
MTSU	22	17	16	11	66
JSU	8	10	13	14	45

GAME 20

Jan. 27, 2024 | Miami, Fla.
Attendance: 325 | TV: ESPN+

MIDDLE TENNESSEE	92
FIU	62

Middle Tenn. - 92 Record: 16-4 (6-0)

NO.	Name		Min	FG M-A	3P M-A	FT M-A	Rebounds OR	DR	TOT	Fouls PF	FD	TP	AS	TO	ST	Blocks BS	BA	+/-
33	Courtney Whitson	F	36:56	4-6	4-5	0-0	1	7	8	3	2	12	1	3	1	1	0	35
2	Anastasiia Boldyreva	C	25:58	5-8	0-0	0-1	1	5	6	5	2	10	0	2	0	3	1	26
4	Savannah Wheeler	G	40:00	10-13	3-3	3-3	0	1	1	1	3	26	11	5	1	0	0	30
10	Jalynn Gregory	G	36:23	5-9	4-8	0-0	1	5	6	4	0	14	5	1	1	0	0	32
15	Ta'Mia Scott	G	34:12	9-17	4-7	4-6	0	10	10	0	5	26	0	2	0	3	0	32
55	Iullia Grabovskaia		06:52	0-0	0-0	0-0	0	0	0	3	0	0	0	0	0	0	0	-8
0	Sifa Ineza		09:25	1-3	0-1	1-1	1	1	2	1	1	3	0	1	0	0	0	-4
22	Jada Grannum		10:14	0-1	0-0	1-2	0	4	4	2	1	1	0	0	0	2	0	7
Team							1	2	3			0		1				
Totals				34-57	15-24	9-13	5	35	40	19	14	92	17	15	3	9	1	30

Technical Fouls::NONE

Shooting By Period		
1st FG%	12-16	75.0%
3PT%	8-10	80.0%
FT%	3-3	100%
2nd FG%	7-12	58.3%
3PT%	3-6	50.0%
FT%	0-1	0%
3rd FG%	9-16	56.3%
3PT%	2-5	40.0%
FT%	1-1	100%
4th FG%	6-13	46.2%
3PT%	2-3	66.7%
FT%	5-8	62.5%
GM FG%	34-57	59.6%
3PT%	15-24	62.5%
FT%	9-13	69.2%

Dead Ball Rebounds: 2, 0

FIU - 62 Record: 14-6 (5-1)

NO.	Name		Min	FG M-A	3P M-A	FT M-A	Rebounds OR	DR	TOT	Fouls PF	FD	TP	AS	TO	ST	Blocks BS	BA	+/-
34	Courtney Prenger	F	19:12	1-3	1-2	4-6	1	1	2	3	5	7	0	0	0	0	0	-11
44	Maria Torres	F	18:38	1-8	1-4	0-0	0	0	0	2	0	3	0	2	1	0	1	-14
0	Angena Belloso	G	26:49	4-11	2-5	2-4	0	4	4	1	4	12	1	0	1	0	2	-16
1	Kaliah Henderson	G	35:17	12-18	1-2	1-2	1	0	1	3	2	26	1	2	1	0	1	-26
3	Tanajah Hayes	G	32:36	2-7	0-1	0-2	0	5	5	1	2	4	6	1	1	0	3	-14
2	Olivia Trice		28:01	0-5	0-4	0-0	0	0	0	0	0	0	1	0	1	0	0	-28
23	Mya Kone		27:39	3-7	0-1	4-6	3	5	8	3	6	10	1	3	1	1	1	-26
24	Sariana Rodriguez Camacho		11:48	0-3	0-1	0-0	0	0	0	1	0	0	0	0	0	0	1	-15
Team							4	5	9			0		0				
Totals				23-62	5-20	11-20	9	20	29	14	19	62	10	8	6	1	9	-30

Technical Fouls::NONE

Shooting By Period		
1st FG%	6-16	37.5%
3PT%	0-4	0.0%
FT%	0-0	0%
2nd FG%	8-16	50.0%
3PT%	3-8	37.5%
FT%	2-2	100%
3rd FG%	6-15	40.0%
3PT%	2-5	40.0%
FT%	4-8	50%
4th FG%	3-15	20.0%
3PT%	0-3	0.0%
FT%	5-10	50%
GM FG%	23-62	37.1%
3PT%	5-20	25.0%
FT%	11-20	55.0%

Dead Ball Rebounds: 4, 0

	MTS	FIU
Biggest lead	33 (4th 5:11)	0 (1st 10:00)
Best Scoring Run	13(4th 5:11)	7(4th 8:45)
Lead Changes	0	
Times Tied	0	
Time with Lead	39:45	00:00

Points from	MTS	FIU
Turnovers	16	12
Paint	28	20
Second Chance	10	10
Fast Breaks	13	7
Bench	4	10

Period by Period Scoring	1st	2nd	3rd	4th	TOT
MTS	35	17	21	19	92
FIU	12	21	18	11	62

2023-24 BOX SCORES

GAME 21

Feb. 3, 2024 | Murfreesboro, Tenn.
Attendance: 4,806 | TV: ESPN+

MIDDLE TENNESSEE	80
WKU	48

Western Ky. - 48 — Record: 13-10 (4-4)

NO.	Name		Min	FG M-A	3P M-A	FT M-A	Rebounds OR	DR	TOT	Fouls PF	FD	TP	AS	TO	ST	Blocks BS	BA	+/-
22	Caitlin Staley	F	19:36	2-4	0-0	0-0	1	3	4	4	0	4	0	1	0	2	0	-14
33	Josie Gilvin	F	22:52	1-7	1-5	2-2	2	3	5	5	2	5	1	1	0	1	0	-11
1	Destiny Salary	G	33:31	7-18	1-5	2-5	1	4	5	2	3	17	1	1	1	1	2	-22
3	Alexis Mead	G	13:04	0-4	0-1	0-0	0	1	1	1	0	0	1	2	1	0	0	-14
10	Acacia Hayes	G	32:34	2-11	0-5	0-0	1	0	1	3	6	4	2	4	0	0	3	-24
21	Odeth Betancourt		15:25	2-6	0-0	1-2	2	3	5	4	3	5	0	0	0	0	0	-12
14	Teresa Faustino		29:17	1-4	0-2	0-0	1	2	3	2	1	2	2	1	0	0	0	-12
2	Aaliyah Pitts		21:32	3-6	1-4	0-0	3	3	6	0	0	7	2	0	0	0	0	-19
32	Karris Allen		07:16	1-3	1-2	1-2	0	1	1	0	1	4	0	1	0	0	0	-8
0	Mackenzie Chatfield		01:38	0-0	0-0	0-0	0	0	0	0	0	0	0	1	0	0	0	-8
4	Nevaeh Foster		01:38	0-0	0-0	0-0	0	0	0	0	0	0	0	0	0	0	0	-8
13	Jailynn Brill		01:38	0-0	0-0	0-0	0	0	0	0	0	0	0	0	0	0	0	-8
Team							2	1	3			0		1				
Totals				19-63	4-24	6-11	13	21	34	21	16	48	9	13	2	4	5	-32

Technical Fouls::NONE

Shooting By Period		
1st	FG%	3-17 17.6%
	3PT%	0-6 0.0%
	FT%	2-3 66.7%
2nd	FG%	6-18 33.3%
	3PT%	2-7 28.6%
	FT%	0-0 0%
3rd	FG%	5-14 35.7%
	3PT%	2-7 28.6%
	FT%	4-6 66.7%
4th	FG%	5-14 35.7%
	3PT%	0-4 0.0%
	FT%	0-2 0%
GM	FG%	19-63 30.2%
	3PT%	4-24 16.7%
	FT%	6-11 54.5%

Dead Ball Rebounds: 6, 0

Middle Tenn. - 80 — Record: 17-4 (7-0)

NO.	Name		Min	FG M-A	3P M-A	FT M-A	Rebounds OR	DR	TOT	Fouls PF	FD	TP	AS	TO	ST	Blocks BS	BA	+/-
33	Courtney Whitson	F	39:38	3-7	1-4	2-2	2	13	15	3	3	9	3	3	0	0	0	34
2	Anastasiia Boldyreva	C	33:47	4-9	1-2	0-4	3	5	8	3	5	9	1	1	2	2	2	30
4	Savannah Wheeler	G	40:00	4-13	1-5	6-8	1	3	4	4	6	15	7	1	1	0	0	32
10	Jalynn Gregory	G	37:04	4-7	3-6	8-9	0	3	3	3	4	19	1	2	1	1	0	38
15	Ta'Mia Scott	G	40:00	9-16	3-7	5-6	3	4	7	2	3	26	2	1	3	2	1	32
0	Sifa Ineza		02:57	0-1	0-1	0-0	0	0	0	1	0	0	0	0	0	0	0	-6
22	Jada Grannum		04:42	1-2	0-0	0-0	0	0	0	1	0	2	0	0	0	0	1	-1
55	Iullia Grabovskaia		01:54	0-0	0-0	0-0	0	0	0	0	0	0	0	0	0	0	0	1
Team							3	2	5			0		0				
Totals				25-55	9-25	21-29	12	30	42	17	21	80	14	8	7	5	4	32

Technical Fouls: Wheeler 4th 4:04

Shooting By Period		
1st	FG%	7-17 41.2%
	3PT%	2-7 28.6%
	FT%	6-6 100%
2nd	FG%	4-9 44.4%
	3PT%	1-5 20.0%
	FT%	9-12 75%
3rd	FG%	6-16 37.5%
	3PT%	1-6 16.7%
	FT%	3-7 42.9%
4th	FG%	8-13 61.5%
	3PT%	5-7 71.4%
	FT%	3-4 75%
GM	FG%	25-55 45.5%
	3PT%	9-25 36.0%
	FT%	21-29 72.4%

Dead Ball Rebounds: 5, 0

	WKU	MTS
Biggest lead	1 (1st 8:11)	32 (4th 0:18)
Best Scoring Run	5(3rd 7:12)	17(4th 0:18)
Lead Changes	2	
Times Tied	2	
Time with Lead	01:22	37:52

Points from	WKU	MTS
Turnovers	9	13
Paint	24	26
Second Chance	17	13
Fast Breaks	11	10
Bench	18	2

Period by Period Scoring	1st	2nd	3rd	4th	TOT
WKU	8	14	16	10	48
MTS	22	18	16	24	80

GAME 22

Feb. 3, 2024 | Murfreesboro, Tenn.
Attendance: 4,806 | TV: ESPN+

MIDDLE TENNESSEE	81
LIBERTY	55

Liberty - 55 — Record: 10-14 (5-4)

NO.	Name		Min	FG M-A	3P M-A	FT M-A	Rebounds OR	DR	TOT	Fouls PF	FD	TP	AS	TO	ST	Blocks BS	BA	+/-
22	Jordan Bailey	F	12:22	3-3	3-3	0-0	1	0	1	3	0	9	0	1	1	0	0	-9
31	Bella Smuda	C	30:28	7-14	0-0	4-7	3	4	7	3	5	18	0	1	0	1	1	-10
0	Jordan Hodges	G	26:57	2-6	1-2	0-0	0	3	3	3	2	5	2	2	2	0	1	-16
12	Asia Boone	G	30:05	0-5	0-2	2-2	0	0	0	1	1	2	4	1	0	0	0	-17
23	Emma Hess	G	33:55	3-13	2-4	0-0	5	2	7	3	2	8	0	0	0	0	2	-25
25	Elisabeth Aegisdottir		27:38	1-3	1-2	0-0	1	2	3	1	1	3	2	1	0	0	0	-17
24	Ella Wigal		17:28	0-6	0-5	4-4	2	3	5	2	3	4	1	3	1	0	1	-17
14	Emily Howard		07:41	1-2	0-0	0-0	0	1	1	2	1	2	0	0	0	0	0	-15
4	Claudia Acin		09:44	1-2	1-1	1-2	0	0	0	1	1	4	1	0	0	0	0	-2
11	Caroline Shiery		01:51	0-0	0-0	0-0	0	0	0	0	0	0	0	0	0	0	0	-1
13	Casey Hunt		01:51	0-0	0-0	0-0	0	0	0	0	0	0	0	0	0	0	0	-1
Team							2	0	2			0		1				
Totals				18-54	8-19	11-15	14	15	29	19	16	55	10	10	4	1	5	-26

Technical Fouls::NONE

Shooting By Period		
1st	FG%	6-13 46.2%
	3PT%	3-5 60.0%
	FT%	2-2 100%
2nd	FG%	4-17 23.5%
	3PT%	2-6 33.3%
	FT%	2-2 100%
3rd	FG%	4-12 33.3%
	3PT%	1-3 33.3%
	FT%	0-3 0%
4th	FG%	4-12 33.3%
	3PT%	2-5 40.0%
	FT%	7-8 87.5%
GM	FG%	18-54 33.3%
	3PT%	8-19 42.1%
	FT%	11-15 73.3%

Dead Ball Rebounds: 2, 0

Middle Tenn. - 81 — Record: 18-4 (8-0)

NO.	Name		Min	FG M-A	3P M-A	FT M-A	Rebounds OR	DR	TOT	Fouls PF	FD	TP	AS	TO	ST	Blocks BS	BA	+/-
33	Courtney Whitson	F	40:00	5-11	4-10	0-0	2	6	8	1	0	14	1	2	0	0	0	26
2	Anastasiia Boldyreva	C	18:54	8-10	1-2	3-4	1	4	5	4	3	20	0	0	0	1	1	8
4	Savannah Wheeler	G	40:00	7-15	2-3	4-4	0	2	2	1	6	20	6	0	3	0	0	26
10	Jalynn Gregory	G	38:09	2-3	2-3	6-6	0	4	4	4	2	12	1	0	1	0	0	25
15	Ta'Mia Scott	G	40:00	3-5	0-1	2-3	2	4	6	4	3	8	2	4	0	4	0	26
55	Iullia Grabovskaia		21:06	1-2	0-0	5-7	2	1	3	2	5	7	0	0	1	0	0	18
0	Sifa Ineza		01:51	0-0	0-0	0-0	0	0	0	0	0	0	0	0	0	0	0	1
Team							0	3	3			0		2				
Totals				26-46	9-19	20-24	7	24	31	16	19	81	10	8	5	5	1	26

Technical Fouls::NONE

Shooting By Period		
1st	FG%	7-12 58.3%
	3PT%	1-3 33.3%
	FT%	2-4 50%
2nd	FG%	6-11 54.5%
	3PT%	3-5 60.0%
	FT%	4-5 80%
3rd	FG%	7-13 53.8%
	3PT%	2-5 40.0%
	FT%	6-6 100%
4th	FG%	6-10 60.0%
	3PT%	3-6 50.0%
	FT%	8-9 88.9%
GM	FG%	26-46 56.5%
	3PT%	9-19 47.4%
	FT%	20-24 83.3%

Dead Ball Rebounds: 2, 0

	LIB	MTS
Biggest lead	5 (1st 9:10)	27 (4th 1:51)
Best Scoring Run	7(2nd 8:12)	8(3rd 6:32)
Lead Changes	7	
Times Tied	3	
Time with Lead	11:14	26:05

Points from	LIB	MTS
Turnovers	15	19
Paint	12	28
Second Chance	14	11
Fast Breaks	0	9
Bench	13	7

Period by Period Scoring	1st	2nd	3rd	4th	TOT
LIB	17	12	9	17	55
MTS	17	19	22	23	81

GAME 23

Feb. 10, 2024 | Murfreesboro, Tenn.
Attendance: 4,428 | TV: ESPN+

MIDDLE TENNESSEE	73
FIU	54

FIU - 54 — Record: 16-7 (7-2)

NO.	Name		Min	FG M-A	3P M-A	FT M-A	Rebounds OR	DR	TOT	Fouls PF	FD	TP	AS	TO	ST	Blocks BS	BA	+/-
34	Courtney Prenger	F	33:42	2-6	0-2	0-0	0	1	1	4	0	4	1	1	0	0	0	-17
44	Maria Torres	F	29:49	4-15	2-9	3-4	0	4	4	3	4	13	1	2	0	1	3	-17
0	Angena Belloso	G	30:31	1-4	1-2	4-6	0	7	7	1	6	7	2	1	4	0	0	-18
1	Kaliah Henderson	G	20:55	1-7	0-1	2-2	4	1	5	0	1	4	0	3	1	0	1	-12
3	Tanajah Hayes	G	31:56	5-12	2-3	1-2	2	2	4	3	2	13	1	6	0	0	0	-12
23	Mya Koné		27:50	3-9	2-3	2-2	2	3	5	2	2	10	1	1	1	1	2	-7
2	Olivia Trice		19:30	1-2	0-0	1-2	0	2	2	3	2	3	1	1	0	0	1	-11
21	Courtney Turner		03:02	0-0	0-0	0-0	0	1	1	0	0	0	1	0	0	0	0	-4
24	Sariana Rodriguez Camacho		02:45	0-0	0-0	0-0	0	0	0	0	0	0	0	0	0	0	0	3
Team							5	2	7			0		0				
Totals				17-55	7-20	13-18	13	23	36	16	17	54	8	15	6	2	7	-19

Technical Fouls::NONE

Shooting By Period		
1st	FG%	6-12 50.0%
	3PT%	3-5 60.0%
	FT%	2-2 100%
2nd	FG%	4-18 22.2%
	3PT%	2-6 33.3%
	FT%	1-2 50%
3rd	FG%	4-14 28.6%
	3PT%	2-4 50.0%
	FT%	3-4 75%
4th	FG%	3-11 27.3%
	3PT%	0-5 0.0%
	FT%	7-10 70%
GM	FG%	17-55 30.9%
	3PT%	7-20 35.0%
	FT%	13-18 72.2%

Dead Ball Rebounds: 4, 0

Middle Tenn. - 73 — Record: 19-4 (9-0)

NO.	Name		Min	FG M-A	3P M-A	FT M-A	Rebounds OR	DR	TOT	Fouls PF	FD	TP	AS	TO	ST	Blocks BS	BA	+/-
33	Courtney Whitson	F	40:00	5-13	4-10	0-0	1	4	5	0	1	14	2	1	3	1	1	19
2	Anastasiia Boldyreva	C	31:01	4-8	0-0	1-1	3	4	7	5	3	9	0	3	0	3	0	12
4	Savannah Wheeler	G	40:00	12-22	2-4	5-5	0	3	3	3	6	31	11	3	1	1	0	19
10	Jalynn Gregory	G	38:13	2-4	2-4	0-0	0	7	7	2	2	6	1	2	1	0	0	19
15	Ta'Mia Scott	G	29:46	4-10	2-4	1-1	1	3	4	1	2	11	1	0	0	2	1	9
55	Iullia Grabovskaia		04:52	0-0	0-0	0-0	0	0	0	3	0	0	0	0	0	0	1	1
0	Sifa Ineza		12:01	0-1	0-1	0-0	1	2	3	1	2	0	0	1	1	0	0	10
22	Jada Grannum		04:07	1-2	0-0	0-0	1	1	2	2	0	2	0	0	0	0	0	6
Team							2	2	4			0		1				
Totals				28-60	10-23	7-7	9	26	35	17	16	73	15	11	6	7	2	19

Technical Fouls::NONE

Shooting By Period		
1st	FG%	9-16 56.3%
	3PT%	4-5 80.0%
	FT%	1-1 100%
2nd	FG%	4-13 30.8%
	3PT%	0-6 0.0%
	FT%	2-2 100%
3rd	FG%	7-14 50.0%
	3PT%	3-6 50.0%
	FT%	1-1 100%
4th	FG%	8-17 47.1%
	3PT%	3-6 50.0%
	FT%	3-3 100%
GM	FG%	28-60 46.7%
	3PT%	10-23 43.5%
	FT%	7-7 100.0%

Dead Ball Rebounds: 0, 0

	FIU	MTS
Biggest lead	3 (1st 5:19)	21 (4th 2:07)
Best Scoring Run	7(1st 5:19)	11(3rd 3:47)
Lead Changes	4	
Times Tied	5	
Time with Lead	01:52	34:52

Points from	FIU	MTS
Turnovers	8	22
Paint	18	22
Second Chance	6	13
Fast Breaks	8	14
Bench	13	2

Period by Period Scoring	1st	2nd	3rd	4th	TOT
FIU	17	11	13	13	54
MTS	23	10	18	22	73

GAME 24

Feb. 15, 2024 | Las Cruces, N.M.
Attendance: 1,045 | TV: ESPN+

MIDDLE TENNESSEE	73
NM STATE	37

Middle Tenn. - 73 — Record: 20-4 (10-0)

NO.	Name		Min	FG M-A	3P M-A	FT M-A	Rebounds OR	DR	TOT	Fouls PF	FD	TP	AS	TO	ST	Blocks BS	BA	+/-
33	Courtney Whitson	F	35:37	1-11	1-11	0-0	3	5	8	4	0	3	4	1	2	0	0	30
2	Anastasiia Boldyreva	C	25:23	6-8	0-0	2-2	3	9	12	4	1	14	1	3	0	4	1	22
4	Savannah Wheeler	G	37:47	7-18	5-10	8-8	2	0	2	0	6	27	3	1	1	0	1	32
10	Jalynn Gregory	G	40:00	5-12	4-10	5-5	1	2	3	3	5	19	4	0	4	0	0	36
15	Ta'Mia Scott	G	39:15	3-10	2-7	0-0	1	2	3	3	2	8	3	4	0	0	0	34
55	Iullia Grabovskaia		14:34	1-4	0-0	0-2	5	4	9	3	2	2	0	0	0	1	0	14
22	Jada Grannum		04:26	0-0	0-0	0-0	0	0	0	2	0	0	0	0	0	0	0	6
0	Sifa Ineza		02:58	0-0	0-0	0-0	0	1	1	0	0	0	1	0	0	0	0	6
Team							0	0	0			0		0				
Totals				23-63	12-38	15-17	15	23	38	19	16	73	16	9	7	5	2	36

Technical Fouls::NONE

Shooting By Period		
1st	FG%	8-20 40.0%
	3PT%	6-14 42.9%
	FT%	4-4 100%
2nd	FG%	3-12 25.0%
	3PT%	1-7 14.3%
	FT%	7-7 100%
3rd	FG%	4-16 25.0%
	3PT%	1-9 11.1%
	FT%	4-6 66.7%
4th	FG%	8-15 53.3%
	3PT%	4-8 50.0%
	FT%	0-0 0%
GM	FG%	23-63 36.5%
	3PT%	12-38 31.6%
	FT%	15-17 88.2%

Dead Ball Rebounds: 3, 2

New Mexico St. - 37 — Record: 10-13 (4-6)

NO.	Name		Min	FG M-A	3P M-A	FT M-A	Rebounds OR	DR	TOT	Fouls PF	FD	TP	AS	TO	ST	Blocks BS	BA	+/-
12	Ene Adams	F	17:14	2-8	0-0	0-0	7	1	8	4	0	4	0	3	1	0	2	-15
42	Fanta Gassama	F	18:47	1-4	0-0	2-5	3	2	5	2	5	4	1	3	0	0	2	-19
0	Molly Kaiser	G	37:47	4-9	0-1	2-2	0	2	2	1	6	10	1	1	0	0	1	-32
4	Jaila Harding	G	28:52	3-4	2-3	0-0	3	1	4	0	2	8	0	2	0	0	0	-30
23	Sylena Peterson	G	25:52	1-4	1-2	0-0	0	6	6	1	1	3	3	2	0	1	0	-17
32	Tylie Jones		21:10	2-13	0-4	0-2	0	2	2	1	1	4	0	2	1	1	0	-10
3	Sianny Sanchez-Oliver		14:08	0-1	0-1	0-0	0	2	2	0	1	0	0	1	1	0	0	-19
10	Sabou Gueye		08:18	0-1	0-0	0-0	0	0	0	0	1	0	0	0	0	0	0	-6
24	Lucia Yenes		10:13	1-3	0-1	0-0	1	2	3	5	0	2	0	2	0	0	0	-9
2	Loes Rozing		12:36	1-4	0-2	0-0	0	1	1	2	2	2	0	2	0	0	0	-19
1	Imani Warren		05:03	0-1	0-1	0-0	0	0	0	0	0	0	0	1	0	0	0	-4
Team							0	0	0			0		2				
Totals				15-52	3-15	4-9	14	19	33	17	19	37	5	21	3	2	5	-36

Technical Fouls: Bench 1st 3:53

Shooting By Period		
1st	FG%	4-11 36.4%
	3PT%	0-2 0.0%
	FT%	2-2 100%
2nd	FG%	4-13 30.8%
	3PT%	1-5 20.0%
	FT%	1-4 25%
3rd	FG%	5-13 38.5%
	3PT%	2-4 50.0%
	FT%	1-3 33.3%
4th	FG%	2-15 13.3%
	3PT%	0-4 0.0%
	FT%	0-0 0%
GM	FG%	15-52 28.8%
	3PT%	3-15 20.0%
	FT%	4-9 44.4%

Dead Ball Rebounds: 3, 5

	MTSU	NMSU
Biggest lead	36 (4th 0:42)	0 (1st 10:00)
Best Scoring Run	20(4th 5:48)	6(3rd 8:45)
Lead Changes	0	
Times Tied	0	
Time with Lead	39:38	00:00

Points from	MTSU	NMSU
Turnovers	27	7
Paint	18	14
Second Chance	17	11
Fast Breaks	20	6
Bench	2	8

Period by Period Scoring	1st	2nd	3rd	4th	TOT
MTSU	26	14	13	20	73
NMSU	10	10	13	4	37

2023-24 BOX SCORES

GAME 25

Feb. 17, 2024 | El Paso, Texas
Attendance: 1,411 | TV: ESPN+

MIDDLE TENNESSEE	56
UTEP	41

Western Ky. - 48 — Record: 13-10 (4-4)

NO.	Name		Min	FG M-A	3P M-A	FT M-A	Rebounds OR	DR	TOT	Fouls PF	FD	TP	AS	TO	ST	Blocks BS	BA	+/-
22	Caitlin Staley	F	19:36	2-4	0-0	0-0	1	3	4	4	0	4	0	1	0	2	0	-14
33	Josie Gilvin	F	22:52	1-7	1-5	2-2	2	3	5	5	2	5	1	1	0	1	0	-11
1	Destiny Salary	G	33:31	7-18	1-5	2-5	1	4	5	2	3	17	1	1	1	1	2	-22
3	Alexis Mead	G	13:04	0-4	0-1	0-0	0	1	1	1	0	0	1	2	1	0	0	-14
10	Acacia Hayes	G	32:34	2-11	0-5	0-0	1	0	1	3	6	4	2	4	0	0	3	-24
21	Odeth Betancourt		15:25	2-6	0-0	1-2	2	3	5	4	3	5	0	0	0	0	0	-12
14	Teresa Faustino		29:17	1-4	0-2	0-0	1	2	3	2	1	2	2	1	0	0	0	-12
2	Aaliyah Pitts		21:32	3-6	1-4	0-0	3	3	6	0	0	7	2	0	0	0	0	-19
32	Karris Allen		07:16	1-3	1-2	1-2	0	1	1	0	1	4	0	1	0	0	0	-8
0	Mackenzie Chatfield		01:38	0-0	0-0	0-0	0	0	0	0	0	0	0	1	0	0	0	-8
4	Nevaeh Foster		01:38	0-0	0-0	0-0	0	0	0	0	0	0	0	0	0	0	0	-8
13	Jailynn Brill		01:38	0-0	0-0	0-0	0	0	0	0	0	0	0	0	0	0	0	-8
Team							2	1	3			0		1				
Totals				19-63	4-24	6-11	13	21	34	21	16	48	9	13	2	4	5	-32

Technical Fouls:: NONE

Dead Ball Rebounds: 6, 0

Shooting By Period		
1st FG%	3-17	17.6%
3PT%	0-6	0.0%
FT%	2-3	66.7%
2nd FG%	6-18	33.3%
3PT%	2-7	28.6%
FT%	0-0	0%
3rd FG%	5-14	35.7%
3PT%	2-7	28.6%
FT%	4-6	66.7%
4th FG%	5-14	35.7%
3PT%	0-4	0.0%
FT%	0-2	0%
GM FG%	19-63	30.2%
3PT%	4-24	16.7%
FT%	6-11	54.5%

Middle Tenn. - 80 — Record: 17-4 (7-0)

NO.	Name		Min	FG M-A	3P M-A	FT M-A	Rebounds OR	DR	TOT	Fouls PF	FD	TP	AS	TO	ST	Blocks BS	BA	+/-
33	Courtney Whitson	F	39:38	3-7	1-4	2-2	2	13	15	3	3	9	3	3	0	0	0	34
2	Anastasiia Boldyreva	C	33:47	4-9	1-2	0-4	3	5	8	3	5	9	1	1	2	2	2	30
4	Savannah Wheeler	G	40:00	4-13	1-5	6-8	1	3	4	4	6	15	7	1	1	0	0	32
10	Jalynn Gregory	G	37:04	4-7	3-6	8-9	0	3	3	3	4	19	1	2	1	1	0	38
15	Ta'Mia Scott	G	40:00	9-16	3-7	5-6	3	4	7	2	3	26	2	1	3	2	1	32
0	Sifa Ineza		02:57	0-1	0-1	0-0	0	0	0	1	0	0	0	0	0	0	0	-6
22	Jada Grannum		04:42	1-2	0-0	0-0	0	0	0	1	0	2	0	0	0	0	1	-1
55	Iullia Grabovskaia		01:54	0-0	0-0	0-0	0	0	0	0	0	0	0	0	0	0	0	1
Team							3	2	5			0		0				
Totals				25-55	9-25	21-29	12	30	42	17	21	80	14	8	7	5	4	32

Technical Fouls: Wheeler 4th 4:04

Dead Ball Rebounds: 5, 0

Shooting By Period		
1st FG%	7-17	41.2%
3PT%	2-7	28.6%
FT%	6-6	100%
2nd FG%	4-9	44.4%
3PT%	1-5	20.0%
FT%	9-12	75%
3rd FG%	6-16	37.5%
3PT%	1-6	16.7%
FT%	3-7	42.9%
4th FG%	8-13	61.5%
3PT%	5-7	71.4%
FT%	3-4	75%
GM FG%	25-55	45.5%
3PT%	9-25	36.0%
FT%	21-29	72.4%

	WKU	MTS
Biggest lead	1 (1st 8:11)	32 (4th 0:18)
Best Scoring Run	5(3rd 7:12)	17(4th 0:18)
Lead Changes	2	
Times Tied	2	
Time with Lead	01:22	37:52

Points from	WKU	MTS
Turnovers	9	13
Paint	24	26
Second Chance	17	13
Fast Breaks	11	10
Bench	18	2

Period by Period Scoring	1st	2nd	3rd	4th	TOT
WKU	8	14	16	10	48
MTS	22	18	16	24	80

GAME 26

Feb. 21, 2024 | Murfreesboro, Tenn.
Attendance: 3,613 | TV: ESPN+

MIDDLE TENNESSEE	66
JAX STATE	40

Liberty - 55 — Record: 10-14 (5-4)

NO.	Name		Min	FG M-A	3P M-A	FT M-A	Rebounds OR	DR	TOT	Fouls PF	FD	TP	AS	TO	ST	Blocks BS	BA	+/-
22	Jordan Bailey	F	12:22	3-3	3-3	0-0	1	0	1	3	0	9	0	1	1	0	0	-9
31	Bella Smuda	C	30:28	7-14	0-0	4-7	3	4	7	3	5	18	0	1	0	1	1	-10
0	Jordan Hodges	G	26:57	2-6	1-2	0-0	0	3	3	3	2	5	2	2	2	0	1	-16
12	Asia Boone	G	30:05	0-5	0-2	2-2	0	0	0	1	1	2	4	1	0	0	0	-17
23	Emma Hess	G	33:55	3-13	2-4	0-0	5	2	7	3	2	8	0	0	0	0	2	-25
25	Elisabeth Aegisdottir		27:38	1-3	1-2	0-0	1	2	3	1	1	3	2	1	0	0	0	-17
24	Ella Wigal		17:28	0-6	0-5	4-4	2	3	5	2	3	4	1	3	1	0	1	-17
14	Emily Howard		07:41	1-2	0-0	0-0	0	1	1	2	1	2	0	0	0	0	0	-15
4	Claudia Acin		09:44	1-2	1-1	1-2	0	0	0	1	1	4	1	0	0	0	0	-2
11	Caroline Shiery		01:51	0-0	0-0	0-0	0	0	0	0	0	0	0	0	0	0	0	-1
13	Casey Hunt		01:51	0-0	0-0	0-0	0	0	0	0	0	0	0	0	0	0	0	-1
Team							2	0	2			0		1				
Totals				18-54	8-19	11-15	14	15	29	19	16	55	10	10	4	1	5	-26

Technical Fouls:: NONE

Dead Ball Rebounds: 2, 0

Shooting By Period		
1st FG%	6-13	46.2%
3PT%	3-5	60.0%
FT%	2-2	100%
2nd FG%	4-17	23.5%
3PT%	2-6	33.3%
FT%	2-2	100%
3rd FG%	4-12	33.3%
3PT%	1-3	33.3%
FT%	0-3	0%
4th FG%	4-12	33.3%
3PT%	2-5	40.0%
FT%	7-8	87.5%
GM FG%	18-54	33.3%
3PT%	8-19	42.1%
FT%	11-15	73.3%

Middle Tenn. - 81 — Record: 18-4 (8-0)

NO.	Name		Min	FG M-A	3P M-A	FT M-A	Rebounds OR	DR	TOT	Fouls PF	FD	TP	AS	TO	ST	Blocks BS	BA	+/-
33	Courtney Whitson	F	40:00	5-11	4-10	0-0	2	6	8	1	0	14	1	2	0	0	0	26
2	Anastasiia Boldyreva	C	18:54	8-10	1-2	3-4	1	4	5	4	3	20	0	0	0	1	1	8
4	Savannah Wheeler	G	40:00	7-15	2-3	4-4	0	2	2	1	6	20	6	0	3	0	0	26
10	Jalynn Gregory	G	38:09	2-3	2-3	6-6	0	4	4	4	2	12	1	0	1	0	0	25
15	Ta'Mia Scott	G	40:00	3-5	0-1	2-3	2	4	6	4	3	8	2	4	0	4	0	26
55	Iullia Grabovskaia		21:06	1-2	0-0	5-7	2	1	3	2	5	7	0	0	1	0	0	18
0	Sifa Ineza		01:51	0-0	0-0	0-0	0	0	0	0	0	0	0	0	0	0	0	1
Team							0	3	3			0		2				
Totals				26-46	9-19	20-24	7	24	31	16	19	81	10	8	5	5	1	26

Technical Fouls:: NONE

Dead Ball Rebounds: 2, 0

Shooting By Period		
1st FG%	7-12	58.3%
3PT%	1-3	33.3%
FT%	2-4	50%
2nd FG%	6-11	54.5%
3PT%	3-5	60.0%
FT%	4-5	80%
3rd FG%	7-13	53.8%
3PT%	2-5	40.0%
FT%	6-6	100%
4th FG%	6-10	60.0%
3PT%	3-6	50.0%
FT%	8-9	88.9%
GM FG%	26-46	56.5%
3PT%	9-19	47.4%
FT%	20-24	83.3%

	LIB	MTS
Biggest lead	5 (1st 9:10)	27 (4th 1:51)
Best Scoring Run	7(2nd 8:12)	8(3rd 6:32)
Lead Changes	7	
Times Tied	3	
Time with Lead	11:14	26:05

Points from	LIB	MTS
Turnovers	15	19
Paint	12	28
Second Chance	14	11
Fast Breaks	0	9
Bench	13	7

Period by Period Scoring	1st	2nd	3rd	4th	TOT
LIB	17	12	9	17	55
MTS	17	19	22	23	81

GAME 27

Feb. 24, 2024 | Bowling Green, Ky.
Attendance: 2,015 | TV: ESPNU

MIDDLE TENNESSEE	59
WKU	41

FIU - 54 — Record: 16-7 (7-2)

NO.	Name		Min	FG M-A	3P M-A	FT M-A	Rebounds OR	DR	TOT	Fouls PF	FD	TP	AS	TO	ST	Blocks BS	BA	+/-
34	Courtney Prenger	F	33:42	2-6	0-2	0-0	0	1	1	4	0	4	1	1	0	0	0	-17
44	Maria Torres	F	29:49	4-15	2-9	3-4	0	4	4	3	4	13	1	2	0	1	3	-17
0	Angena Belloso	G	30:31	1-4	1-2	4-6	0	7	7	1	6	7	2	1	4	0	0	-18
1	Kaliah Henderson	G	20:55	1-7	0-1	2-2	4	1	5	0	1	4	0	3	1	0	1	-12
3	Tanajah Hayes	G	31:56	5-12	2-3	1-2	2	2	4	3	2	13	1	6	0	0	0	-12
23	Mya Koné		27:50	3-9	2-3	2-2	2	3	5	2	2	10	1	1	1	1	2	-7
2	Olivia Trice		19:30	1-2	0-0	1-2	0	2	2	3	2	3	1	1	0	0	1	-11
21	Courtney Turner		03:02	0-0	0-0	0-0	0	1	1	0	0	0	1	0	0	0	0	-4
24	Sariana Rodriguez Camacho		02:45	0-0	0-0	0-0	0	0	0	0	0	0	0	0	0	0	0	3
Team							5	2	7			0		0				
Totals				17-55	7-20	13-18	13	23	36	16	17	54	8	15	6	2	7	-19

Technical Fouls:: NONE

Dead Ball Rebounds: 4, 0

Shooting By Period		
1st FG%	6-12	50.0%
3PT%	3-5	60.0%
FT%	2-2	100%
2nd FG%	4-18	22.2%
3PT%	2-6	33.3%
FT%	1-2	50%
3rd FG%	4-14	28.6%
3PT%	2-4	50.0%
FT%	3-4	75%
4th FG%	3-11	27.3%
3PT%	0-5	0.0%
FT%	7-10	70%
GM FG%	17-55	30.9%
3PT%	7-20	35.0%
FT%	13-18	72.2%

Middle Tenn. - 73 — Record: 19-4 (9-0)

NO.	Name		Min	FG M-A	3P M-A	FT M-A	Rebounds OR	DR	TOT	Fouls PF	FD	TP	AS	TO	ST	Blocks BS	BA	+/-
33	Courtney Whitson	F	40:00	5-13	4-10	0-0	1	4	5	0	1	14	2	1	3	1	1	19
2	Anastasiia Boldyreva	C	31:01	4-8	0-0	1-1	3	4	7	5	3	9	0	3	0	3	0	12
4	Savannah Wheeler	G	40:00	12-22	2-4	5-5	0	3	3	3	6	31	11	3	1	1	0	19
10	Jalynn Gregory	G	38:13	2-4	2-4	0-0	0	7	7	2	2	6	1	2	1	0	0	19
15	Ta'Mia Scott	G	29:46	4-10	2-4	1-1	1	3	4	1	2	11	1	0	0	2	1	9
55	Iullia Grabovskaia		04:52	0-0	0-0	0-0	0	0	0	3	0	0	0	0	0	0	0	1
0	Sifa Ineza		12:01	0-1	0-1	0-0	1	2	3	1	2	0	0	1	1	0	0	10
22	Jada Grannum		04:07	1-2	0-0	0-0	1	1	2	2	0	2	0	0	0	0	0	6
Team							2	2	4			0		1				
Totals				28-60	10-23	7-7	9	26	35	17	16	73	15	11	6	7	2	19

Technical Fouls:: NONE

Dead Ball Rebounds: 0, 0

Shooting By Period		
1st FG%	9-16	56.3%
3PT%	4-5	80.0%
FT%	1-1	100%
2nd FG%	4-13	30.8%
3PT%	0-6	0.0%
FT%	2-2	100%
3rd FG%	7-14	50.0%
3PT%	3-6	50.0%
FT%	1-1	100%
4th FG%	8-17	47.1%
3PT%	3-6	50.0%
FT%	3-3	100%
GM FG%	28-60	46.7%
3PT%	10-23	43.5%
FT%	7-7	100.0%

	FIU	MTS
Biggest lead	3 (1st 5:19)	21 (4th 2:07)
Best Scoring Run	7(1st 5:19)	11(3rd 3:47)
Lead Changes	4	
Times Tied	5	
Time with Lead	01:52	34:52

Points from	FIU	MTS
Turnovers	8	22
Paint	18	22
Second Chance	6	13
Fast Breaks	8	14
Bench	13	2

Period by Period Scoring	1st	2nd	3rd	4th	TOT
FIU	17	11	13	13	54
MTS	23	10	18	22	73

GAME 28

Mar. 2, 2024 | Murfreesboro, Tenn.
Attendance: 3,712 | TV: ESPN+

MIDDLE TENNESSEE	93
SAM HOUSTON	62

Middle Tenn. - 73 — Record: 20-4 (10-0)

NO.	Name		Min	FG M-A	3P M-A	FT M-A	Rebounds OR	DR	TOT	Fouls PF	FD	TP	AS	TO	ST	Blocks BS	BA	+/-
33	Courtney Whitson	F	35:37	1-11	1-11	0-0	3	5	8	4	0	3	4	1	2	0	0	30
2	Anastasiia Boldyreva	C	25:23	6-8	0-0	2-2	3	9	12	4	1	14	1	3	0	4	1	22
4	Savannah Wheeler	G	37:47	7-18	5-10	8-8	2	0	2	0	6	27	3	1	1	0	1	32
10	Jalynn Gregory	G	40:00	5-12	4-10	5-5	1	2	3	3	5	19	4	0	4	0	0	36
15	Ta'Mia Scott	G	39:15	3-10	2-7	0-0	1	2	3	3	2	8	3	4	0	0	0	34
55	Iullia Grabovskaia		14:34	1-4	0-0	0-2	5	4	9	3	2	2	0	0	0	1	0	14
22	Jada Grannum		04:26	0-0	0-0	0-0	0	0	0	2	0	0	0	0	0	0	0	6
0	Sifa Ineza		02:58	0-0	0-0	0-0	0	1	1	0	0	0	1	0	0	0	0	6
Team							0	0	0			0		0				
Totals				23-63	12-38	15-17	15	23	38	19	16	73	16	9	7	5	2	36

Technical Fouls:: NONE

Dead Ball Rebounds: 3, 2

Shooting By Period		
1st FG%	8-20	40.0%
3PT%	6-14	42.9%
FT%	4-4	100%
2nd FG%	3-12	25.0%
3PT%	1-7	14.3%
FT%	7-7	100%
3rd FG%	4-16	25.0%
3PT%	1-9	11.1%
FT%	4-6	66.7%
4th FG%	8-15	53.3%
3PT%	4-8	50.0%
FT%	0-0	0%
GM FG%	23-63	36.5%
3PT%	12-38	31.6%
FT%	15-17	88.2%

New Mexico St. - 37 — Record: 10-13 (4-6)

NO.	Name		Min	FG M-A	3P M-A	FT M-A	Rebounds OR	DR	TOT	Fouls PF	FD	TP	AS	TO	ST	Blocks BS	BA	+/-
12	Ene Adams	F	17:14	2-8	0-0	0-0	7	1	8	4	0	4	0	3	1	0	2	-15
42	Fanta Gassama	F	18:47	1-4	0-0	2-5	3	2	5	2	5	4	1	3	0	0	2	-19
0	Molly Kaiser	G	37:47	4-9	0-1	2-2	0	2	2	1	6	10	1	1	0	0	1	-32
4	Jaila Harding	G	28:52	3-4	2-3	0-0	3	1	4	0	2	8	0	2	0	0	0	-30
23	Sylena Peterson	G	25:52	1-4	1-2	0-0	0	6	6	1	1	3	3	2	0	1	0	-17
32	Tylie Jones		21:10	2-13	0-4	0-2	0	2	2	1	1	4	0	0	2	1	1	-10
3	Sianny Sanchez-Oliver		14:08	0-1	0-1	0-0	0	2	2	0	1	0	0	1	1	0	0	-19
10	Sabou Gueye		08:18	0-1	0-0	0-0	0	0	0	0	1	0	0	0	0	0	0	-6
24	Lucia Yenes		10:13	1-3	0-1	0-0	1	2	3	5	0	2	0	2	0	0	0	-9
2	Loes Rozing		12:36	1-4	0-2	0-0	0	1	1	2	2	2	0	2	0	0	0	-19
1	Imani Warren		05:03	0-1	0-1	0-0	0	0	0	0	0	0	0	1	0	0	0	-4
Team							0	0	0			0		2				
Totals				15-52	3-15	4-9	14	19	33	17	19	37	5	21	3	2	5	-36

Technical Fouls: Bench 1st 3:53

Dead Ball Rebounds: 3, 5

Shooting By Period		
1st FG%	4-11	36.4%
3PT%	0-2	0.0%
FT%	2-2	100%
2nd FG%	4-13	30.8%
3PT%	1-5	20.0%
FT%	1-4	25%
3rd FG%	5-13	38.5%
3PT%	2-4	50.0%
FT%	1-3	33.3%
4th FG%	2-15	13.3%
3PT%	0-4	0.0%
FT%	0-0	0%
GM FG%	15-52	28.8%
3PT%	3-15	20.0%
FT%	4-9	44.4%

	MTSU	NMSU
Biggest lead	36 (4th 0:42)	0 (1st 10:00)
Best Scoring Run	20(4th 5:48)	6(3rd 8:45)
Lead Changes	0	
Times Tied	0	
Time with Lead	39:38	00:00

Points from	MTSU	NMSU
Turnovers	27	7
Paint	18	14
Second Chance	17	11
Fast Breaks	20	6
Bench	2	8

Period by Period Scoring	1st	2nd	3rd	4th	TOT
MTSU	26	14	13	20	73
NMSU	10	10	13	4	37

2023-24 BOX SCORES

GAME 29

Mar. 6, 2024 | Lynchburg, Va.
Attendance: 960 | TV: ESPN+

MIDDLE TENNESSEE	67
LIBERTY	52

Middle Tennessee - 67 Record: 25-4 (15-0)

NO.	Name		Min	FG M-A	3P M-A	FT M-A	Rebounds OR	DR	TOT	Fouls PF	FD	TP	AS	TO	ST	Blocks BS	BA	+/-
33	Courtney Whitson	F	40:00	3-12	2-8	0-1	4	3	7	0	1	8	1	1	1	0	1	15
2	Anastasiia Boldyreva	C	33:39	3-7	0-0	4-5	4	5	9	3	3	10	1	2	0	4	0	12
4	Savannah Wheeler	G	40:00	9-24	3-6	0-0	1	3	4	0	3	21	7	1	3	0	2	15
10	Jalynn Gregory	G	40:00	3-5	3-5	0-0	1	2	3	2	2	9	0	0	2	0	0	15
15	Ta'Mia Scott	G	40:00	5-13	0-5	3-5	2	5	7	1	4	13	1	0	1	1	0	15
55	Iullia Grabovskaia		06:21	3-4	0-0	0-1	2	0	2	2	0	6	0	0	2	0	0	3
Team							2	3	5			0		0				
Totals				26-65	8-24	7-12	16	21	37	8	13	67	10	4	9	5	3	15

Technical Fouls::NONE

Shooting By Period		
1st FG%	5-13	38.5%
3PT%	3-8	37.5%
FT%	2-5	40%
2nd FG%	7-16	43.8%
3PT%	3-7	42.9%
FT%	2-3	66.7%
3rd FG%	7-19	36.8%
3PT%	0-5	0.0%
FT%	0-1	0%
4th FG%	7-17	41.2%
3PT%	2-4	50.0%
FT%	3-3	100%
GM FG%	26-65	40.0%
3PT%	8-24	33.3%
FT%	7-12	58.3%

Dead Ball Rebounds: 2, 0

Liberty - 52 Record: 15-15 (10-5)

NO.	Name		Min	FG M-A	3P M-A	FT M-A	Rebounds OR	DR	TOT	Fouls PF	FD	TP	AS	TO	ST	Blocks BS	BA	+/-
22	Jordan Bailey	F	15:25	1-5	0-2	0-0	1	1	2	2	0	2	0	1	0	1	2	-9
31	Bella Smuda	C	32:18	7-15	0-0	3-4	4	10	14	3	2	17	2	1	1	1	2	-13
0	Jordan Hodges	G	39:24	6-13	3-6	0-0	0	1	1	1	0	15	3	4	1	0	0	-17
12	Asia Boone	G	31:17	1-4	0-2	0-0	0	4	4	2	0	2	3	2	0	0	0	-8
23	Emma Hess	G	36:51	2-9	1-3	2-5	2	2	4	4	3	7	2	2	0	1	1	-18
14	Emily Howard		07:42	3-3	0-0	2-2	2	3	5	1	1	8	0	0	0	0	0	-2
25	Elisabeth Aegisdottir		24:35	0-3	0-1	0-0	0	0	0	0	0	0	3	1	0	0	0	-6
4	Claudia Acin		01:59	0-0	0-0	0-0	0	0	0	0	0	0	0	0	0	0	0	2
24	Ella Wigal		10:15	0-1	0-1	1-2	2	4	6	0	2	1	0	1	0	0	0	-4
13	Casey Hunt		00:15	0-0	0-0	0-0	0	0	0	0	0	0	0	0	0	0	0	0
Team							3	1	4			0		1				
Totals				20-53	4-15	8-13	14	26	40	13	8	52	13	13	2	3	5	-15

Technical Fouls::NONE

Shooting By Period		
1st FG%	6-15	40.0%
3PT%	1-3	33.3%
FT%	3-4	75%
2nd FG%	3-15	20.0%
3PT%	1-5	20.0%
FT%	0-0	0%
3rd FG%	7-14	50.0%
3PT%	2-5	40.0%
FT%	1-3	33.3%
4th FG%	4-9	44.4%
3PT%	0-2	0.0%
FT%	4-6	66.7%
GM FG%	20-53	37.7%
3PT%	4-15	26.7%
FT%	8-13	61.5%

Dead Ball Rebounds: 3, 0

	MTSU	LU
Biggest lead	17 (4th 0:21)	3 (1st 2:21)
Best Scoring Run	11(2nd 4:28)	7(3rd 7:37)
Lead Changes	5	
Times Tied	4	
Time with Lead	34:40	02:34

Points from	MTSU	LU
Turnovers	21	6
Paint	28	28
Second Chance	18	13
Fast Breaks	14	2
Bench	6	9

Period by Period Scoring	1st	2nd	3rd	4th	TOT
MTSU	15	19	14	19	67
LU	16	7	17	12	52

GAME 30

Mar. 9, 2024 | Murfreesboro, Tenn.
Attendance: 4,227 | TV: ESPN+

MIDDLE TENNESSEE	79
LA TECH	58

Louisiana Tech - 58 Record: 13-18 (7-9)

NO.	Name		Min	FG M-A	3P M-A	FT M-A	Rebounds OR	DR	TOT	Fouls PF	FD	TP	AS	TO	ST	Blocks BS	BA	+/-
44	Anna Larr Roberson	F	19:11	2-8	0-1	0-0	0	2	2	1	1	4	0	0	0	0	0	-7
3	Robyn Lee	G	27:12	6-15	1-5	5-6	3	4	7	0	3	18	3	2	2	0	2	-11
10	Salma Bates	G	30:58	2-4	2-2	1-2	0	0	0	2	2	7	3	1	1	0	1	-12
22	Jianna Morris	G	33:23	2-5	1-3	0-0	0	2	2	2	1	5	1	4	1	0	0	-13
23	Silvia Nativi	G	25:16	2-4	0-1	0-1	0	1	1	1	1	4	2	1	1	0	0	-14
24	Amaya Brannon		13:04	0-1	0-1	1-2	0	2	2	2	2	1	0	4	1	0	0	-13
4	Paris Guillory		15:12	3-5	1-2	0-1	1	2	3	2	1	7	1	1	0	0	1	-16
32	Kate Thompson		10:04	1-2	0-0	1-2	0	3	3	2	1	3	0	0	0	1	0	-8
33	Mackenzie Wurm		10:45	3-5	0-0	0-0	0	1	1	3	0	6	0	1	0	0	0	-6
45	Anja Bukvic		11:17	1-2	1-2	0-0	0	5	5	1	0	3	1	1	0	0	0	-2
1	Autumn Smith		03:20	0-0	0-0	0-0	0	0	0	0	0	0	0	0	0	0	0	-3
34	Ayen Angoi		00:18	0-0	0-0	0-0	0	0	0	0	0	0	0	0	0	0	0	0
Team							1	1	2			0		1				
Totals				22-51	6-17	8-14	5	23	28	16	12	58	11	16	6	1	4	-21

Technical Fouls::NONE

Shooting By Period		
1st FG%	2-10	20.0%
3PT%	0-3	0.0%
FT%	2-2	100%
2nd FG%	9-15	60.0%
3PT%	3-4	75.0%
FT%	2-2	100%
3rd FG%	7-15	46.7%
3PT%	2-3	66.7%
FT%	1-4	25%
4th FG%	4-11	36.4%
3PT%	1-7	14.3%
FT%	3-6	50%
GM FG%	22-51	43.1%
3PT%	6-17	35.3%
FT%	8-14	57.1%

Dead Ball Rebounds: 3, 0

Middle Tenn. - 79 Record: 26-4 (16-0)

NO.	Name		Min	FG M-A	3P M-A	FT M-A	Rebounds OR	DR	TOT	Fouls PF	FD	TP	AS	TO	ST	Blocks BS	BA	+/-
33	Courtney Whitson	F	38:54	3-9	1-6	1-1	1	5	6	3	1	8	1	2	2	0	0	20
2	Anastasiia Boldyreva	C	26:47	8-13	0-1	2-3	5	8	13	0	4	18	0	2	2	1	1	10
4	Savannah Wheeler	G	38:54	6-16	3-6	3-4	1	6	7	3	3	18	9	2	0	0	0	20
10	Jalynn Gregory	G	40:00	6-8	5-7	1-2	0	1	1	1	1	18	2	0	2	1	0	21
15	Ta'Mia Scott	G	35:21	4-10	1-5	3-3	0	5	5	1	5	12	2	2	3	2	0	17
55	Iullia Grabovskaia		13:13	1-1	0-0	0-0	1	1	2	2	1	2	0	1	1	0	0	11
0	Sifa Ineza		05:27	1-2	0-1	1-2	1	0	1	2	1	3	0	1	1	0	0	5
22	Jada Grannum		01:06	0-0	0-0	0-0	0	0	0	0	0	0	0	0	0	0	0	1
3	Gracie Dodgen		00:18	0-0	0-0	0-0	0	0	0	0	0	0	0	0	0	0	0	0
Team							0	1	1			0		1				
Totals				29-59	10-26	11-15	9	27	36	12	16	79	14	11	11	4	1	21

Technical Fouls::NONE

Shooting By Period		
1st FG%	8-14	57.1%
3PT%	3-6	50.0%
FT%	0-0	0%
2nd FG%	8-14	57.1%
3PT%	2-5	40.0%
FT%	0-0	0%
3rd FG%	8-16	50.0%
3PT%	3-7	42.9%
FT%	8-10	80%
4th FG%	5-15	33.3%
3PT%	2-8	25.0%
FT%	3-5	60%
GM FG%	29-59	49.2%
3PT%	10-26	38.5%
FT%	11-15	73.3%

Dead Ball Rebounds: 2, 0

	LAT	MTS
Biggest lead	0 (1st 10:00)	22 (3rd 3:54)
Best Scoring Run	5(3rd 2:08)	10(1st 1:13)
Lead Changes	0	
Times Tied	1	
Time with Lead	00:00	37:48

Points from	LAT	MTS
Turnovers	9	19
Paint	14	30
Second Chance	4	10
Fast Breaks	7	19
Bench	20	5

Period by Period Scoring	1st	2nd	3rd	4th	TOT
LAT	6	23	17	12	58
MTS	19	18	27	15	79

GAME 31

Mar. 13, 2024 | Huntsville, Ala. | CUSA Championship
Attendance: 570 | TV: ESPN+

MIDDLE TENNESSEE	78
UTEP	50

UTEP - 50 Record: 12-19

NO.	Name		Min	FG M-A	3P M-A	FT M-A	Rebounds OR	DR	TOT	Fouls PF	FD	TP	AS	TO	ST	Blocks BS	BA	+/-
23	Luisa Vydrova	F	32:51	7-19	0-1	0-0	0	1	1	2	0	14	1	0	0	1	0	-23
35	Jane Asinde	F	36:29	2-7	1-2	9-12	1	4	5	2	12	14	2	3	1	1	0	-24
0	Mahri Petree	G	37:02	2-9	1-4	1-2	0	8	8	2	2	6	2	0	0	2	1	-24
3	Ivane Tensaie	G	26:38	1-2	1-2	2-2	1	1	2	2	0	5	0	0	0	0	0	-16
5	Delma Zita	G	33:44	0-3	0-0	0-0	0	2	2	4	0	0	2	1	0	0	1	-26
11	Aaliyah Stanton		18:58	2-4	1-3	0-0	0	1	1	3	0	5	2	1	0	0	0	-17
22	Mariama Sow		08:20	1-4	1-3	1-2	0	3	3	2	2	4	0	0	0	0	0	-7
13	Dunja Zecevic		05:58	1-4	0-1	0-0	0	1	1	0	0	2	0	0	0	0	0	-3
Team							1	4	5			0		2				
Totals				16-52	5-16	13-18	3	25	28	17	16	50	9	7	1	4	2	-28

Technical Fouls::NONE

Shooting By Period		
1st FG%	3-12	25.0%
3PT%	1-3	33.3%
FT%	4-6	66.7%
2nd FG%	4-9	44.4%
3PT%	2-4	50.0%
FT%	4-6	66.7%
3rd FG%	4-15	26.7%
3PT%	0-2	0.0%
FT%	4-4	100%
4th FG%	5-16	31.3%
3PT%	2-7	28.6%
FT%	1-2	50%
GM FG%	16-52	30.8%
3PT%	5-16	31.3%
FT%	13-18	72.2%

Dead Ball Rebounds: 5, 0

Middle Tennessee - 78 Record: 27-4

NO.	Name		Min	FG M-A	3P M-A	FT M-A	Rebounds OR	DR	TOT	Fouls PF	FD	TP	AS	TO	ST	Blocks BS	BA	+/-
33	Courtney Whitson	F	31:16	7-19	6-17	1-1	3	6	9	3	1	21	3	2	0	0	1	22
2	Anastasiia Boldyreva	C	18:14	4-5	1-1	0-0	2	6	8	4	2	9	0	1	0	1	0	11
4	Savannah Wheeler	G	40:00	2-13	0-8	6-7	0	7	7	0	5	10	6	1	0	0	0	28
10	Jalynn Gregory	G	40:00	5-12	4-11	4-4	1	2	3	1	3	18	4	1	2	0	0	28
15	Ta'Mia Scott	G	40:00	1-9	0-3	1-2	3	7	10	1	1	3	4	0	0	1	1	28
55	Iullia Grabovskaia		21:46	5-8	0-0	4-5	3	2	5	4	4	14	0	2	1	0	2	17
22	Jada Grannum		08:44	1-1	0-0	1-2	2	1	3	3	1	3	1	0	0	0	0	6
Team							4	2	6			0		0				
Totals				25-67	11-40	17-21	18	33	51	17	17	78	18	7	3	2	4	28

Technical Fouls: Bench 3rd6:18

Shooting By Period		
1st FG%	3-19	15.8%
3PT%	0-12	0.0%
FT%	5-8	62.5%
2nd FG%	6-13	46.2%
3PT%	1-5	20.0%
FT%	6-6	100%
3rd FG%	7-17	41.2%
3PT%	5-11	45.5%
FT%	2-3	66.7%
4th FG%	9-18	50.0%
3PT%	5-12	41.7%
FT%	4-4	100%
GM FG%	25-67	37.3%
3PT%	11-40	27.5%
FT%	17-21	81.0%

Dead Ball Rebounds: 3, 0

	UTEP	MTSU
Biggest lead	4 (1st 5:02)	33 (4th 0:50)
Best Scoring Run	5(4th 0:19)	10(3rd 7:41)
Lead Changes	5	
Times Tied	5	
Time with Lead	09:53	25:55

Points from	UTEP	MTSU
Turnovers	3	13
Paint	14	28
Second Chance	5	27
Fast Breaks	1	8
Bench	11	17

Period by Period Scoring	1st	2nd	3rd	4th	TOT
UTEP	11	14	12	13	50
MTSU	11	19	21	27	78

GAME 32

Mar. 15, 2024 | Huntsville, Ala. | CUSA Championship
Attendance: 2,701 | TV: ESPN+

MIDDLE TENNESSEE	62
LA TECH	56

Louisiana Tech - 56 Record: 14-19

NO.	Name		Min	FG M-A	3P M-A	FT M-A	Rebounds OR	DR	TOT	Fouls PF	FD	TP	AS	TO	ST	Blocks BS	BA	+/-
44	Anna Larr Roberson	F	19:59	6-14	1-2	0-0	0	2	2	4	2	13	1	1	0	0	0	-3
3	Robyn Lee	G	27:22	2-9	0-2	2-2	0	1	1	2	1	6	1	2	0	0	0	4
10	Salma Bates	G	38:59	2-5	1-3	1-2	0	4	4	3	3	6	0	3	2	1	0	-2
22	Jianna Morris	G	24:56	4-6	2-3	4-4	0	5	5	4	4	14	1	3	0	0	1	0
23	Silvia Nativi	G	31:57	1-3	1-2	0-0	3	7	10	3	1	3	7	0	0	0	1	-7
24	Amaya Brannon		17:44	2-6	2-5	0-0	0	1	1	2	0	6	0	0	0	0	0	-3
32	Kate Thompson		08:26	1-3	0-0	0-0	1	1	2	2	0	2	1	1	0	0	1	1
4	Paris Guillory		14:21	1-6	0-2	2-2	0	1	1	3	3	4	1	1	0	0	1	-17
33	Mackenzie Wurm		12:41	1-5	0-0	0-0	0	2	2	3	2	2	0	1	1	1	1	-2
45	Anja Bukvic		03:34	0-0	0-0	0-0	0	0	0	0	0	0	1	1	1	0	0	-1
Team							3	2	5			0		1				
Totals				20-57	7-19	9-10	7	26	33	26	16	56	13	14	4	2	5	-6

Technical Fouls::NONE

Shooting By Period		
1st FG%	6-15	40.0%
3PT%	3-5	60.0%
FT%	2-2	100%
2nd FG%	5-13	38.5%
3PT%	1-5	20.0%
FT%	3-4	75%
3rd FG%	3-11	27.3%
3PT%	1-3	33.3%
FT%	4-4	100%
4th FG%	6-18	33.3%
3PT%	2-6	33.3%
FT%	0-0	0%
GM FG%	20-57	35.1%
3PT%	7-19	36.8%
FT%	9-10	90.0%

Dead Ball Rebounds: 2, 0

Middle Tenn. - 62 Record: 28-4

NO.	Name		Min	FG M-A	3P M-A	FT M-A	Rebounds OR	DR	TOT	Fouls PF	FD	TP	AS	TO	ST	Blocks BS	BA	+/-
33	Courtney Whitson	F	40:00	2-7	1-5	2-2	0	2	2	1	1	7	2	2	0	0	0	6
2	Anastasiia Boldyreva	C	37:32	8-13	0-0	0-0	5	9	14	4	7	16	0	4	0	4	1	5
4	Savannah Wheeler	G	40:00	6-15	2-5	8-9	1	4	5	2	10	22	4	2	0	0	0	6
10	Jalynn Gregory	G	35:40	1-6	0-4	2-2	0	2	2	4	3	4	2	1	2	0	1	9
15	Ta'Mia Scott	G	40:00	3-11	2-5	5-6	0	6	6	2	5	13	0	0	3	3	1	0
55	Iullia Grabovskaia		03:03	0-0	0-0	0-0	0	4	4	2	0	0	0	0	0	0	0	1
0	Sifa Ineza		01:32	0-0	0-0	0-0	0	0	0	1	0	0	0	2	0	0	0	-2
3	Gracie Dodgen		00:39	0-0	0-0	0-0	0	0	0	0	0	0	0	0	0	0	0	-2
12	Gracie Hamby		01:34	0-0	0-0	0-0	0	0	0	0	0	0	0	0	0	0	0	1
Team							1	2	3			0		0				
Totals				20-52	5-19	17-19	7	29	36	16	26	62	8	14	5	5	2	6

Technical Fouls::NONE

Shooting By Period		
1st FG%	5-15	33.3%
3PT%	3-7	42.9%
FT%	4-4	100%
2nd FG%	4-8	50.0%
3PT%	2-5	40.0%
FT%	3-3	100%
3rd FG%	5-16	31.3%
3PT%	0-2	0.0%
FT%	5-6	83.3%
4th FG%	6-13	46.2%
3PT%	0-5	0.0%
FT%	5-6	83.3%
GM FG%	20-52	38.5%
3PT%	5-19	26.3%
FT%	17-19	89.5%

Dead Ball Rebounds: 1, 0

	LATECH	MTSU
Biggest lead	8 (1st 5:44)	9 (4th 8:13)
Best Scoring Run	7(1st 5:44)	12(4th 8:13)
Lead Changes	11	
Times Tied	7	
Time with Lead	18:10	17:07

Points from	LATECH	MTSU
Turnovers	10	12
Paint	14	22
Second Chance	13	6
Fast Breaks	10	12
Bench	14	0

Period by Period Scoring	1st	2nd	3rd	4th	TOT
LATECH	17	14	11	14	56
MTSU	17	13	15	17	62

2023-24 BOX SCORES

GAME 33

Mar. 16, 2024 | Huntsville, Ala. | CUSA Championship
Attendance: 4,301 | TV: CBSSN

MIDDLE TENNESSEE	67
LIBERTY	51

Liberty - 51 Record: 18-16

NO.	Name		Min	FG M-A	3P M-A	FT M-A	Rebounds OR	DR	TOT	Fouls PF	FD	TP	AS	TO	ST	Blocks BS	BA	+/-
22	Jordan Bailey	F	28:18	2-9	1-6	0-0	1	5	6	1	1	5	3	0	0	0	0	-3
31	Bella Smuda	C	30:19	7-13	0-0	7-10	6	9	15	5	6	21	0	2	0	1	2	-15
0	Jordan Hodges	G	37:39	2-8	0-4	0-0	0	2	2	1	0	4	2	1	0	0	1	-11
12	Asia Boone	G	38:32	4-9	2-4	1-2	0	3	3	2	4	11	2	2	1	0	0	-16
23	Emma Hess	G	33:39	4-9	2-4	0-0	0	3	3	4	2	10	3	3	0	0	1	-10
14	Emily Howard		06:51	0-1	0-0	0-0	0	1	1	1	0	0	0	0	0	0	0	0
24	Ella Wigal		07:49	0-1	0-0	0-0	3	1	4	2	0	0	0	0	0	0	1	-6
25	Elisabeth Aegisdottir		14:32	0-7	0-3	0-0	0	1	1	2	0	0	1	3	0	1	0	-14
4	Claudia Acin		02:21	0-1	0-1	0-0	0	0	0	0	0	0	0	0	0	0	0	-5
Team							2	1	3			0		0				
Totals				19-58	5-22	8-12	12	26	38	18	13	51	11	11	1	2	5	-16

Technical Fouls::NONE

Shooting By Period		
1st FG%	4-20	20.0%
3PT%	0-5	0.0%
FT%	0-0	0%
2nd FG%	2-12	16.7%
3PT%	2-8	25.0%
FT%	3-4	75%
3rd FG%	6-14	42.9%
3PT%	0-3	0.0%
FT%	4-6	66.7%
4th FG%	7-12	58.3%
3PT%	3-6	50.0%
FT%	1-2	50%
GM FG%	19-58	32.8%
3PT%	5-22	22.7%
FT%	8-12	66.7%

Dead Ball Rebounds: 3, 0

Middle Tenn. - 67 Record: 29-4

NO.	Name		Min	FG M-A	3P M-A	FT M-A	Rebounds OR	DR	TOT	Fouls PF	FD	TP	AS	TO	ST	Blocks BS	BA	+/-
33	Courtney Whitson	F	30:36	0-5	0-3	2-2	2	5	7	2	1	2	1	0	0	0	0	1
2	Anastasiia Boldyreva	C	38:38	9-13	3-3	0-1	1	5	6	3	5	21	0	1	1	2	1	17
4	Savannah Wheeler	G	40:00	6-20	1-5	2-3	0	2	2	2	4	15	9	2	3	0	1	16
10	Jalynn Gregory	G	40:00	3-6	2-4	3-3	0	7	7	3	2	11	1	2	0	0	0	16
15	Ta'Mia Scott	G	40:00	4-10	1-5	7-8	0	5	5	2	5	16	1	1	0	3	0	16
55	Iullia Grabovskaia		10:46	1-1	0-0	0-0	2	1	3	1	1	2	0	1	1	0	0	14
Team							3	3	6			0		1				
Totals				23-55	7-20	14-17	8	28	36	13	18	67	12	8	5	5	2	16

Technical Fouls::NONE

Shooting By Period		
1st FG%	3-15	20.0%
3PT%	1-7	14.3%
FT%	0-0	0%
2nd FG%	7-15	46.7%
3PT%	3-6	50.0%
FT%	5-5	100%
3rd FG%	5-13	38.5%
3PT%	0-3	0.0%
FT%	3-3	100%
4th FG%	8-12	66.7%
3PT%	3-4	75.0%
FT%	6-9	66.7%
GM FG%	23-55	41.8%
3PT%	7-20	35.0%
FT%	14-17	82.4%

Dead Ball Rebounds: 1, 0

	LIB	MTSU
Biggest lead	1 (1st 3:20)	19 (4th 2:06)
Best Scoring Run	5(3rd 9:46)	11(4th 2:06)
Lead Changes	6	
Times Tied	2	
Time with Lead	04:15	31:35

Points from	LIB	MTSU
Turnovers	4	14
Paint	20	26
Second Chance	11	10
Fast Breaks	1	9
Bench	0	2

Period by Period Scoring	1st	2nd	3rd	4th	TOT
LIB	8	9	16	18	51
MTSU	7	22	13	25	67

GAME 34

Mar. 22, 2024 | Baton Rouge, La. | NCAA Tournament
Attendance: 12,957 | TV: ESPN2

MIDDLE TENNESSEE	71
LOUISVILLE	69

Middle Tenn. - 71 Record: 30-4

NO.	Name		Min	FG M-A	3P M-A	FT M-A	Rebounds OR	DR	TOT	Fouls PF	FD	TP	AS	TO	ST	Blocks BS	BA	+/-
33	Courtney Whitson	F	38:33	2-9	1-6	2-5	4	3	7	4	5	7	1	0	1	2	2	5
2	Anastasiia Boldyreva	C	36:06	5-8	0-2	1-2	1	11	12	2	4	11	0	5	0	3	0	-4
4	Savannah Wheeler	G	40:00	6-14	3-5	7-8	0	2	2	4	6	22	2	3	2	0	0	2
10	Jalynn Gregory	G	40:00	5-8	4-7	10-11	0	3	3	2	7	24	4	1	1	0	0	2
15	Ta'Mia Scott	G	37:33	2-12	0-3	3-5	3	2	5	1	2	7	2	4	1	1	0	5
55	Iullia Grabovskaia		07:48	0-0	0-0	0-2	0	1	1	2	1	0	0	1	1	0	0	0
Team							1	3	4			0		0				
Totals				20-51	8-23	23-33	9	25	34	15	25	71	9	14	6	6	2	2

Technical Fouls::NONE

Shooting By Period		
1st FG%	4-14	28.6%
3PT%	1-4	25.0%
FT%	3-3	100%
2nd FG%	6-16	37.5%
3PT%	2-8	25.0%
FT%	1-3	33.3%
3rd FG%	5-7	71.4%
3PT%	4-4	100.0%
FT%	10-13	76.9%
4th FG%	5-14	35.7%
3PT%	1-7	14.3%
FT%	9-14	64.3%
GM FG%	20-51	39.2%
3PT%	8-23	34.8%
FT%	23-33	69.7%

Dead Ball Rebounds: 5, 0

Louisville - 69 Record: 24-10

NO.	Name		Min	FG M-A	3P M-A	FT M-A	Rebounds OR	DR	TOT	Fouls PF	FD	TP	AS	TO	ST	Blocks BS	BA	+/-
2	Nyla Harris	F	25:13	2-6	0-0	0-0	1	5	6	3	1	4	1	3	3	0	1	5
44	Olivia Cochran	F	31:15	8-17	1-2	0-0	2	8	10	4	1	17	2	0	1	1	1	3
1	Sydney Taylor	G	30:37	2-6	1-5	2-2	1	1	2	3	2	7	3	1	0	0	0	-6
12	Kiki Jefferson	G	12:55	2-4	1-1	1-2	1	1	2	1	1	6	0	1	0	0	0	2
15	Nina Rickards	G	27:13	5-10	0-0	2-2	2	3	5	5	1	12	2	5	0	0	1	-12
13	Merissah Russell		31:35	4-11	1-5	0-0	3	2	5	2	5	9	4	2	2	1	1	-1
30	Jayda Curry		27:31	2-10	1-3	2-2	2	2	4	5	3	7	1	2	0	0	2	5
11	Elif Istanbulluoglu		12:37	2-4	1-3	2-2	0	1	1	2	1	7	0	0	0	0	0	-3
23	Alexia Mobley		01:04	0-0	0-0	0-0	0	0	0	0	0	0	0	0	0	0	0	-3
Team							2	4	6			0		1				
Totals				27-68	6-19	9-10	14	27	41	25	15	69	13	15	6	2	6	-2

Technical Fouls::NONE

Shooting By Period		
1st FG%	11-19	57.9%
3PT%	4-5	80.0%
FT%	2-2	100%
2nd FG%	4-13	30.8%
3PT%	1-7	14.3%
FT%	1-2	50%
3rd FG%	4-15	26.7%
3PT%	0-0	0.0%
FT%	4-4	100%
4th FG%	8-21	38.1%
3PT%	1-7	14.3%
FT%	2-2	100%
GM FG%	27-68	39.7%
3PT%	6-19	31.6%
FT%	9-10	90.0%

Dead Ball Rebounds: 3, 0

	MTN	LOU
Biggest lead	8 (4th 3:00)	18 (2nd 4:18)
Best Scoring Run	9(4th 3:00)	12(1st 2:47)
Lead Changes	5	
Times Tied	3	
Time with Lead	08:58	29:58

Points from	MTN	LOU
Turnovers	13	11
Paint	22	34
Second Chance	7	15
Fast Breaks	6	8
Bench	0	23

Period by Period Scoring	1st	2nd	3rd	4th	TOT
MTN	12	15	24	20	71
LOU	28	10	12	19	69

GAME 35

Mar. 24, 2024 | Baton Rouge, La. | NCAA Tournament
Attendance:12,632 | TV: ABC

MIDDLE TENNESSEE	56
LSU	83

Middle Tenn. - 56 Record: 30-5

NO.	Name		Min	FG M-A	3P M-A	FT M-A	Rebounds OR	DR	TOT	Fouls PF	FD	TP	AS	TO	ST	Blocks BS	BA	+/-
33	Courtney Whitson	F	38:05	0-4	0-4	2-2	3	7	10	5	1	2	2	1	1	1	1	-26
2	Anastasiia Boldyreva	C	16:20	4-4	1-1	0-0	0	2	2	5	0	9	0	1	0	3	0	-9
4	Savannah Wheeler	G	38:48	8-24	1-8	4-4	1	6	7	3	8	21	5	7	0	0	2	-27
10	Jalynn Gregory	G	32:30	2-12	2-10	0-0	1	2	3	4	2	6	0	0	0	0	0	-28
15	Ta'Mia Scott	G	32:44	6-15	3-7	0-3	2	3	5	5	2	15	1	2	0	2	1	-16
55	Iullia Grabovskaia		12:12	0-1	0-0	0-0	1	2	3	4	0	0	1	2	0	0	0	-6
22	Jada Grannum		17:34	0-0	0-0	0-0	2	8	10	4	3	0	0	0	0	0	0	-13
0	Sifa Ineza		10:36	1-2	1-1	0-0	0	0	0	0	0	3	0	0	0	0	0	-10
3	Gracie Dodgen		01:12	0-0	0-0	0-0	0	0	0	1	0	0	0	0	0	0	0	0
Team							0	1	1			0		3				
Totals				21-62	8-31	6-9	10	31	41	31	16	56	9	16	1	6	4	-27

Technical Fouls::NONE

Shooting By Period		
1st FG%	6-16	37.5%
3PT%	3-11	27.3%
FT%	0-2	0%
2nd FG%	7-17	41.2%
3PT%	3-8	37.5%
FT%	4-4	100%
3rd FG%	5-11	45.5%
3PT%	1-5	20.0%
FT%	2-3	66.7%
4th FG%	3-18	16.7%
3PT%	1-7	14.3%
FT%	0-0	0%
GM FG%	21-62	33.9%
3PT%	8-31	25.8%
FT%	6-9	66.7%

Dead Ball Rebounds: 3, 0

LSU - 83 Record: 30-5

NO.	Name		Min	FG M-A	3P M-A	FT M-A	Rebounds OR	DR	TOT	Fouls PF	FD	TP	AS	TO	ST	Blocks BS	BA	+/-
10	Angel Reese	F	35:32	6-17	0-0	8-10	3	8	11	2	10	20	3	2	2	1	3	33
24	Aneesah Morrow	F	35:43	6-14	1-3	6-9	4	9	13	2	9	19	3	0	0	1	2	30
4	Flau'jae Johnson	G	37:54	6-10	1-2	8-10	1	3	4	0	6	21	2	0	1	2	1	25
11	Hailey Van Lith	G	27:22	1-5	0-1	2-2	0	1	1	4	2	4	3	1	1	0	0	16
12	Mikaylah Williams	G	36:55	6-11	2-5	2-4	1	5	6	3	2	16	0	1	1	0	0	27
13	Last-Tear Poa		14:13	1-3	1-1	0-0	0	3	3	3	1	3	5	0	1	0	0	13
23	Aaliyah Del Rosario		07:33	0-0	0-0	0-0	0	1	1	2	0	0	1	2	0	0	0	-9
1	Angelica Velez		01:12	0-0	0-0	0-2	0	0	0	0	1	0	0	1	0	0	0	0
2	Amani Bartlett		01:12	0-0	0-0	0-0	0	0	0	0	0	0	0	0	0	0	0	0
14	Izzy Besselman		01:12	0-0	0-0	0-0	0	0	0	0	0	0	0	0	0	0	0	0
20	Janae Kent		01:12	0-0	0-0	0-0	0	0	0	0	0	0	0	0	0	0	0	0
Team							3	1	4			0		0				
Totals				26-60	5-12	26-37	12	31	43	16	31	83	17	7	6	4	6	27

Technical Fouls::NONE

Shooting By Period		
1st FG%	8-17	47.1%
3PT%	2-5	40.0%
FT%	2-3	66.7%
2nd FG%	5-16	31.3%
3PT%	0-3	0.0%
FT%	2-4	50%
3rd FG%	8-20	40.0%
3PT%	2-3	66.7%
FT%	9-12	75%
4th FG%	5-7	71.4%
3PT%	1-1	100.0%
FT%	13-18	72.2%
GM FG%	26-60	43.3%
3PT%	5-12	41.7%
FT%	26-37	70.3%

Dead Ball Rebounds: 2, 0

	MTN	LSU
Biggest lead	9 (3rd 8:46)	30 (4th 1:34)
Best Scoring Run	7(2nd 6:52)	16(4th 6:24)
Lead Changes	6	
Times Tied	4	
Time with Lead	09:56	26:30

Points from	MTN	LSU
Turnovers	4	22
Paint	18	30
Second Chance	2	17
Fast Breaks	8	8
Bench	3	3

Period by Period Scoring	1st	2nd	3rd	4th	TOT
MTN	15	21	13	7	56
LSU	20	12	27	24	83



MIDDLE TENNESSEE WOMEN'S BASKETBALL

career stats & records

BLUE RAIDER HALL OF FAME



KIM WEBB
1997 HOF INDUCTEE
1984-87 | 5-9 | GUARD
LA VERGNE, TENN.

One of only three 2,000-point scorers in school history... Three-time First Team All-OVC... Second Team All-OVC as freshman... Four-Time OVC All-Tournament Team... 1986 OVC Player of the Year... Four OVC Titles... Two-Time OVC Tournament MVP... Three NCAA Tournament trips... Ranks first in seven career Middle Tennessee categories... Led Middle Tennessee in scoring all four seasons... Led Middle Tennessee in steals all four seasons... Ranks third for steals in a season... Ranks in Top 10 in eight individual career records... Ranks in Top 10 in eight individual season records.



JENNIFER MCFALL
1999 HOF INDUCTEE
1982-85 | 6-0 | FORWARD
COLUMBIA, TENN.

Four-time First Team All-OVC... 1985 OVC Player of the Year... Three-time OVC All-Tournament Team... 1984 OVC Tournament MVP... Three NCAA Tournament trips... 37 Career Double-Doubles... Led Middle Tennessee in rebounds as freshman and sophomore... Led Middle Tennessee in assists as freshman and junior... Led Middle Tennessee in scoring as freshman... Led Middle Tennessee in steals as freshman... Seventh all-time leading scorer... Ranks in Top 10 in 15 individual career records... Ranks in Top 10 in five individual season records.



TAWANYA MUCKER-WILSON
2012 HOF INDUCTEE
1985-89 | 6-0 | CENTER/FORWARD
MACON, GA.

All-Ohio Valley Conference freshman team and All-Tournament team in her first year... OVC Player of the Year in 1989 Lead the team in rebounds and blocks for three years, finishing with 89 career blocks... Ranked No. 1 in made free throws... Was second in scoring, made field goals, field goal percentage, and double-doubles... Finished third in rebounding, blocks, and starts... Won four OVC titles and two OVC tournament titles... Posted an overall record of 83-32, and a dominating 47-7 mark in conference play... Played on two NCAA tournament teams, including MT's first-ever NCAA win, a 78-77 OT thriller over host South Carolina in 1986... Had 60 consecutive games scoring in double figures.



DIANE TURNHAM
2012 HOF INDUCTEE
ASST. COACH | ADMIN.
MT. JULIET, TENN.

Coached as an assistant under Larry Joe Inman, Jim Davis, and Lewis Bivens... Spent 14 years as an assistant coach... Saw eight teams make postseason play... Became MT volleyball coach without any experience... Built the volleyball program from scratch... Coached volleyball for 10 years over a 13-year span... Her last recruits adavanced to the NCAAs... Rose to the level of Associate AD under Chris Masarro... Served as interim AD on two occasions... Is in her second year as member of the NCAA Women's Basketball Committee.



PRISCILLA ROBINSON-MURRAY
2013 HOF INDUCTEE
1991-94 | 5-10 | FORWARD
CHATTANOOGA, TENN.

Led the Lady Raiders' basketball squad in scoring and rebounding for all four years en route to the team's 75-37 overall record... She was the OVC freshman of the year in 1991, player of the year in 1992, a three-time all-tournament team member and a four-time all-conference selection... She led her Lady Raiders to an impressive 42-16 OVC record... At the end of her basketball career, she ranked in the Top 5 in scoring, rebounding, field goal percentage, free throw percentage, field goals made, free throws made, games started and double-figure scoring games.



LARRY JOE INMAN
2014 HOF INDUCTEE
HEAD COACH
MT. JULIET, TENN.

Posted a 161-73 mark as Middle Tennessee's head coach from 1978 to 1986... Third on all-time wins list at Middle Tennessee... Teams played in four NCAA Tournaments... Led Middle Tennessee to its first ever NCAA Tournament win in 1982-83... Teams won five Ohio Valley Conference championships... Three-time OVC Coach of the Year at Middle Tennessee... Has more victories than any coach in OVC history with more than 500 to his credit... Inducted into the OVC Hall of Fame in 2009.

BLUE RAIDER HALL OF FAME



PATRICE HOLMES

2016 HOF INDUCTEE
2001-05 | 5-9 | GUARD
BISHOPVILLE, S.C.

Four-time All-Sun Belt Conference selection... Seventh on the all-time scoring list with 1,891 points... Led team to back-to-back NCAA Tournament appearances in 2003-04 and 2004-05... Led team to wins in consecutive NCAA Tournaments, beating North Carolina in 2004; and N.C. State in 2005. Hit game-winning shots in each victory... Three-time Sun Belt Conference Most Outstanding Player (2003, 04, 05)... Two-time Sun Belt Conference Defensive Player of the Year (2003, 05)... Regarded as one of the best all-around players in school history. In addition to being seventh on the all-time scoring list, Holmes is first all-time in steals (338), third in assists (457), sixth in rebounds (750), ninth in 3-point field goals made (177) and 10th in blocks (75).



CHRISSY GIVENS

2017 HOF INDUCTEE
2003-2007 | 5-11 | GUARD
MONROE, LA.

One of three first-team All-Americans in program history, earning national acclaim from The Associated Press and United States Basketball Writers Association... One of only two players (Krystle Horton) in school history to play in four consecutive NCAA Tournaments, winning games in three of them... Member of the Lady Raiders' 1,000 point club (1,915)... Lady Raiders' first WNBA draft selection in 2007... Ranks in the top five of five different career categories: steals (4th); assists (4th), field goals made (5th), scoring (6th) and free-throws made (7th)... Two-time Sun Belt Conference Tournament Most Outstanding Player... Sun Belt Conference Player of the Year... Sun Belt Conference Defensive Player of the Year... Two-time CoSIDA Academic All-American.



RICK INSELL

2012 HOF INDUCTEE
HEAD COACH
WOODBURY, TENN.

Seven-time Hall of Fame inductee... Lady Raiders' all-time winningest coach... 14 consecutive postseason appearances... Nine NCAA Tournament appearances... Thirteen 20-plus win seasons... 15 conference championships (7 regular season, 8 tournament)... Nine NCAA Tournament appearances... Only women's basketball coach nationally to produce three consecutive NCAA scoring champions... Has developed six All-Americans at MTSU... Has coached five conference Players of the Year... Has mentored 16 of the 31 players in the program's exclusive 1,000-point club... Four WNBA Draft selections.



AMBER HOLT

2018 HOF INDUCTEE
2006-08 | 6-0 | FORWARD
DULUTH, GA.

One of three first-team All-Americans in program history, earning national acclaim from The Associated Press and United States Basketball Writers Association... One of only two players in school history to play in four consecutive NCAA Tournaments, winning games in three of them... Member of the Lady Raiders' 1,000 point club (1,915)... Lady Raiders' first WNBA draft selection in 2007... Ranks in the top five of five different career categories: steals (4th); assists (4th), field goals made (5th), scoring (6th) and free-throws made (7th)... Two-time Sun Belt Conference Tournament Most Outstanding Player... Sun Belt Conference Player of the Year... Sun Belt Conference Defensive Player of the Year... Two-time CoSIDA Academic All-American.



ALYSHA CLARK

2020 HOF INDUCTEE
2008-2010 | 5-10 | FORWARD
MT. JULIET, TENN.

Named to eight All-American teams... Sun Belt Conference Player of the Year both seasons (2009, 10)... Sun Belt Conference Tournament Most Outstanding Player (2009, 10)... Nation's leading scorer in 2009-10 (28.3) and 2008-09 (27.5)... Member of the 1,000-point club with 1,756 points in just two seasons, which ranks 10th all-time... 17th overall selection in the 2010 WNBA Draft (San Antonio)... Owns the top six single-game scoring marks in program history with six games of 44-plus points, including a school-record 50 points... First on the career list for scoirng average (27.9), field goal percentage (.611), third all time for rebound average (10.7), fifth all time for free throws made (429) and fourth all time for free throw percentage (.784)... Second on career list for consecutive double-figure scoring games (55) and second on the career list for double-doubles (37).



HEATHER PRATER-WARREN

2020 HOF INDUCTEE
1992-96 | 5-8 | GUARD
WAYNESBORO, TENN.

Led nation in 3-point field goal percentage in 1994-95 (.511)... Lady Raider career leader in assists (605)... Member of the Lady Raiders' 1,000 point club (1,360), which ranks 18th on the all-time scoring list... First on the career list for 3-point percentage (.446) and fifth on the career list for 3-pointers made (224)... Second on the career free-throw percentage list (.803)... First and second the single-season free-throw percentage list (.875, 1995-96; .867, 1994-95)... Two-time All-Ohio Valley Conference (1995, 96)... All-OVC freshman team (1993)... Second-team All-Academic, Southern District (1996).

BLUE RAIDER HALL OF FAME



JAMIE THOMATIS

2021 HOF INDUCTEE
1998-2002 | 5-11 | FORWARD
DESTREHAN, LA.

First women's basketball player to be named first-team all-conference in two different leagues (Ohio Valley, Sun Belt)... First-team All-OVC (1999-00), First-Team All-Sun Belt (2000-01, 01-02)... All-Sun Belt Tournament Team (2002)... Capped her career with 1,981 points, which is currently fourth on the all-time list... Career scoring average of 17.6 is seventh all time... No. 1 all time for field goal and free throw percentage... Eighth all time for career field goals (722)... Averaged 20-plus points as a sophomore, junior and senior... Selected to OVC All-Freshman team and named honorable mention All-OVC (1998-99).



KRYSTLE HORTON

2022 HOF INDUCTEE
2003-07 | 6-2 | FORWARD
MURFREESBORO, TENN.

One of only two players (Chrissy Givens) in school history to play in four consecutive NCAA Tournaments, winning games in three of them... Member of the 1,000-point club with 1,523 career points, placing her 11th on the all-time scoring list... Ninth all-time for rebounding with 746 caroms... One of only six Lady Raiders on the career Top 15 lists for both scoring and rebounding... Listed on the Top 10 of seven all-time categories at Middle Tennessee... Three-time All-Sun Belt Conference (2004, 06 & 07)... The Lady Raiders were 98-32 during her career, winning three regular season conference championships and four conference tournament championships.



ANNE MARIE LANNING

2023 HOF INDUCTEE
2007-11 | 5-11 | GUARD
MURFREESBORO, TENN.

Was an integral part of one of the greatest eras in Lady Raider basketball, helping lead the team to four postseason appearances, including three straight NCAA Regionals... Is a member of the program's 1,000-point club... Finiahed her career, ranked second for 3-point field goal percentage, third for 3-pointers made, and second for games played.



JANET ROSS

2023 HOF INDUCTEE
1983-87 | 5-6 | GUARD
ADAMSVILLE, TENN.

Helped lay the championship foundation for Middle Tennessee women's basketball as its point guard in the mid-1980s... Was the court general for Lady Raider basketball teams that captured four Ohio Valley Conference Championships and three NCAA Tournament berths... Still ranks among career leaders for assists and 3-point field goal percentage... She would go on to become a Lady Raider assistant following her decorated playing career.



EBONY ROWE

2024 HOF INDUCTEE
2010-14 | 6-1 | FORWARD
LEXINGTON, KY.

Five-time All-American and the all-time leading scorer and rebounder in Lady Raider history. Only MTSU player, male or female, to amass 2,000—plus points and 1,000-plus rebounds. Conference USA Female Athlete of the Year (2014).

ALL-TIME PLAYER CAREER STATS

Name	Year(s)	GP-GS	MIN	FGM/FGA	FG %	3FGM/A	3FG %	FTM-FTA	FT %	OR-DR-Total	Avg.	A	TO	B	S	PTS	PPG
ABNEY, Johnna	2005-08	82-77	1828	163-404	.403	139-354	.393	40-49	.816	27-75-102	1.2	129	127	1	93	505	6.2
AINSWORTH, Cyndi	1997-99	53-1	665	55-139	.396	1-1	1.000	49-86	.570	65-83-148	2.8	47	78	1	47	160	3.0
AJANAKU, Jamila	2009-12	38-2	191	17-56	.304	0-7	.000	1-8	.125	4-19-23	0.6	10	26	2	5	35	0.9
ALLEN/LINDLEY, Cyndi	1981-84, 86	115-70	2795	312-722	.432			199-339	.587	633	5.5	83	244	50	72	823	7.2
ALLEN, Patricia	1981-83	47-2	481	76-170	.447			29-57	.509	82	1.7	18	33	3	37	181	3.9
ALLISON, Kyla	2016-18	58-20	611	60-146	.411	24-77	.312	38-51	.745	17-66-83	1.4	45	50	2	10	182	3.1
ALUKA, Joanne	1997-98, 99-02	112-75	2486	429-861	.498	1-4	.250	231-403	.573	284-360-644	5.8	95	239	20	88	1090	9.7
AMOS, Patrice	1976-78	52		239-450	.531			116-217	.535	524	10.1	33	139			594	11.4
ANDERSON, Susie	1975-76	10		15-24	.625			7-8	.875	21	2.1	1	6			37	3.7
ANDREWS, Abby	2008-09	2-0	4	0-1	.000	0-0	.000	0-0	.000	1-0-1	0.5	0	1	0	0	0	0.0
ANDREWS, Tammy	1983-84	5-0	16	0-2	.000			1-2	.500	2	0.4	1	3	0	0	1	0.2
ANGUS, Bonnie	1975-77	33		157-336	.467			24-43	.558	121	3.7	51	36			338	10.2
ARIZMENDI RUBUO, Zahira	2023-24	2-0	17	2-4	.500	0-1	.000	1-2	.500	0-0-0	0.0	1	3	0	0	5	2.5
ARMSTRONG, Sharon	1975-77	29		43-113	.381			23-46	.500	49	1.7	14	28			109	3.8
BAILEY, Cartia	2001-04	37-3	390	35-94	.372	9-34	.265	14-21	.667	15-38-53	1.4	19	44	4	18	93	2.5
BAILEY, Robbie	1977-78	2		0-2	.000			0-0	.000	0	0.0	0	0			0	0.0
BAKER, Robin	1979-81	50-5	330	49-125	.392			26-37	.703	74	1.5	19	38	4	7	124	2.5
BANDJLICH, Pat	1980-84	100-4	1029	95-278	.342			92-143	.643	263	2.6	24	115	7	26	282	2.8
BARCLAY, Latoya	2004-08	114-6	1466	119-319	.373	46-154	.299	56-73	.767	62-68-130	1.1	103	129	6	79	340	3.0
BARTLETT, Angie	1985-88	46-0	360	38-97	.392	0-0	.000	21-30	.700	22-41-73	1.6	15	20	4	7	97	2.1
BEACHBOARD, Sherri	1975-76	4		2-6	.333			1-2	.500	7	1.8	0	2			5	1.3
BEATY, Jessica	1993-97	91-80	2514	314-831	.378	140-425	.329	288-373	.772	204-422-626	6.9	122	180	7	115	1056	11.6
BECK, Lianne	1985-89	111-81	2765	409-834	.490	3-10	.300	147-189	.778	128-246-414	3.7	334	243	11	113	968	8.7
BELL, Deborah	1987-89	48-2	508	53-137	.387	0-0	.000	30-47	.638	49-70-119	2.5	35	35	18	14	136	2.8
BERRY, Carla	1987-88	12-0	58	7-15	.467	0-2	.000	4-10	.400	5-3-8	0.7	1	7	0	2	18	1.5
BEVIS, Amanda	1995-97	55-2	624	70-175	.400	5-27	.185	46-85	.541	39-74-113	2.1	18	68	9	12	191	3.5
BILES, Barbara	1975-77	26		56-120	.467			17-28	.607	116	4.5	8	23			129	5.0
BLAKELY, Courtney	**2021-23, 24-pres.**	**68-11**	**1385**	**147-364**	**.404**	**21-92**	**.228**	**98-139**	**.705**	**34-132-166**	**2.4**	**159**	**124**	**6**	**81**	**413**	**6.1**
BOLDYREVA, Anastasiia	**2021-pres.**	**103-100**	**2173**	**441-769**	**.573**	**29-62**	**.468**	**135-223**	**.605**	**188-366-554**	**5.4**	**64**	**153**	**200**	**39**	**1046**	**10.2**
BOLEN, Nancy	1976-79	38		16-62	.258			6-12	.500	23	0.6	16	30			38	1.0
BONNER, Nikki	1991-92	28-25	726	139-294	.473	0-1	.000	57-103	.553	116-106-222	7.9	14	46	4	30	335	12.0
BOOTHE, Rellah	2019-21	25-3	263	52-110	.473	9-27	.333	14-24	.583	30-52-82	3.3	7	14	6	5	127	5.1
BOWMAN, Chanda	1996-97	27-3	415	46-89	.517	0-0	.000	27-40	.675	25-51-76	2.8	21	41	4	10	119	4.4
BOYD, Lakira	2004-07	94-14	1384	102-242	.421	3-20	.150	73-92	.793	94-140-234	2.5	49	102	17	38	280	3.0
BOYD, Morgan	2007-08	1-0	4	1-3	.333	0-2	.000	1-2	.500	1-1-2	2.0	0	0	0	0	3	3.0
BRINKLEY, Janay	2010-14	106-13	921	48-195	.246	22-98	.224	16-36	.444	28-54-82	0.8	56	69	1	29	134	1.3
BROWN, Brandi	2006-10	125-78	3333	446-1025	.435	257-658	.391	87-107	.813	95-292-387	3.1	263	197	103	105	1236	9.9
BROWN, Kristi	1989-93	106-19	2079	278-777	.358	206-579	.356	145-190	.763	69-190-259	2.4	212	198	9	127	907	8.6
BROWN, Sandy	1987-89	57-57	1918	308-724	.425	166-408	.407	98-131	.748	61-184-245	4.3	257	172	8	98	880	15.4
BUCK, Jonelda	1995-99	118-109	2748	523-993	.527	29-80	.363	148-195	.759	149-374-523	4.4	84	214	105	54	1223	10.4
BURRELL, Bama	1997-99	57-55	1481	263-502	.524	4-14	.286	120-162	.741	136-179-315	5.5	65	101	10	125	650	11.4
BURTTS, Angelique	2007-08	21-1	200	19-40	.475	3-7	.429	10-17	.588	25-31-56	2.7	6	14	8	17	51	2.4
CAGE, Deja	2020-21	25-23	854	97-253	.383	56-174	.322	16-28	.571	26-99-125	5.0	35	29	12	19	266	10.6
CANTRELL, Tina	1989-90	2-0	3	0-0	.000	0-0	.000	0-0	.000	1-1-2	1.0	0	0	0	0	0	0.0
CAPLEY, Stephanie	1987-91	113-107	3319	578-1236	.468	28-91	.308	280-371	.755	336-434-770	6.8	208	231	65	114	1464	13.0
CARTER, Karen	1976-78	52		250-568	.440			87-120	.725	322	6.2	78	172			587	11.3
CARTER, Linda	1976-78	50		65-168	.387			56-75	.747	96	1.9	94	114			186	3.7
CARTER, Sedonia	1998-00	28-1	141	11-26	.423	2-3	.667	6-15	.400	10-9-19	0.7	14	13	1	7	30	1.1
CARTWRIGHT, Kasey	1990-91	13-0	38	6-17	.353	6-16	.375	5-6	.833	2-3-5	0.4	1	3	0	2	23	1.8
CASON, Shanice	2011-15	134-114	3834	234-764	.306	83-323	.257	237-386	.614	124-360-484	3.6	416	290	13	242	788	5.9
CHANDLEY, Vikki	1975-76	11		17-29	.586			3-11	.273	24	2.2	6	21			37	3.4
CHASTAIN, Kelly	1997-01	115-80	2961	343-898	.382	129-395	.327	179-246	.728	120-300-420	3.7	194	179	115	199	994	8.6
CLARK, Alysha	2008-10	63-63	2188	649-1063	.611	29-82	.354	429-547	.784	317-354-671	10.7	171	226	40	143	1756	27.9
COBB, Carden	2006-07	14-0	41	1-7	.143	0-0	.000	1-1	1.000	5-3-8	0.6	1	3	0	1	3	0.2
COKER, Sherry	1975-76	18		30-69	.435			17-31	.548	40	2.2	41	34			77	4.3
COLEMAN, Ester	1979-81	57-26	872	371-773	.480			162-218	.743	443	7.8	112	207	7	41	904	15.9

ALL-TIME PLAYER CAREER STATS

Name	Year(s)	GP-GS	MIN	FGM/FGA	FG %	3FGM/A	3FG %	FTM-FTA	FT %	OR-DR-Total	Avg.	A	TO	B	S	PTS	PPG
COLLER, Katie	2015-19	110-28	1536	37-192	.193	21-109	.193	60-94	.638	36-106-142	1.3	94	91	1	38	155	1.4
COLLIER, Kim	1987-88	30-27	888	51-147	.347	6-18	.333	62-110	.564	28-68-96	3.2	113	102	1	63	170	5.7
CONNER, Dana	1998-00	36-0	203	22-58	.379	2-10	.200	21-30	.700	13-20-33	0.9	10	26	1	6	67	1.9
COPNEY, Shy	2013-14	7-0	17	3-5	.600	1-1	1.000	0-0	.000	0-4-4	0.6	1	4	1	1	7	1.0
CORDERO, Yamil	2003-04	7-1	41	3-7	.429	1-4	.250	1-2	.500	1-3-4	0.6	3	1	0	0	8	1.1
COX, Maggie	1990-94	108-58	2299	285-624	.457	0-2	.000	266-415	.641	132-298-430	4.0	193	202	24	86	836	7.7
DAVENPORT, Chrissy	1999-01	59-16	1119	116-235	.494	0-1	.000	125-175	.714	116-169-285	4.8	53	92	17	27	357	6.1
DAVENPORT, Marla	1986-90	64-1	373	17-42	.405	0-0	.000	29-42	.690	30-64-94	1.5	7	26	8	10	63	1.0
DAVIS, Jadona	2017-19	19-0	87	13-40	.325	3-7	.429	9-11	.818	3-7-10	0.5	1	12	6	3	38	2.0
DAVIS, Lisa	1985-86	26-7	276	53-126	.421			18-25	.720	43	1.7	30	46	0	29	124	4.8
DAVIS, Shawnzia	1984-86	48-0	536	46-118	.390			33-61	.541	112	2.3	6	20	4	14	125	2.6
DAVIS, Shytoria	2008-10	21-0	78	16-31	.516	0-0	.000	0-2	.000	9-15-24	1.1	2	9	10	4	32	1.5
DEAN, Veronica	1987-88	2-0	2	0-1	.000	0-0	.000	0-0	.000	1-0-1	0.5	1	0	0	0	0	0.0
DODGEN, Gracie	**2021-pres.**	**29-0**	**95**	**7-24**	**.292**	**7-23**	**.304**	**0-2**	**.000**	**0-3-3**	**0.1**	**1**	**4**	**0**	**2**	**21**	**0.7**
DOW, China	2013-15	68-22	934	107-274	.391	33-123	.268	97-152	.638	75-106-181	2.7	90	83	9	62	344	5.1
DOWDELL, Mykia	2018-19	12-0	48	1-7	.143	1-2	.500	3-6	.500	5-4-9	0.8	2	6	1	3	6	0.5
DUFF, Pam	1978-79	26		32-77	.416			15-35	.429	86	3.3	71	80			79	3.0
DYE, Lindi	1979-81	62-26	717	131-278	.471			103-135	.763	235	3.8	24	75	15	20	365	5.9
EDMONDSON, Heather	1995-96	6-0	18	1-4	.250	0-0	.000	6-6	1.000	3-1-4	0.7	2	1	0	2	8	1.3
EDWARDS, Brea	2014-16	67-53	2037	254-609	.417	156-405	.385	181-226	.801	110-320-430	6.4	67	77	1	74	845	12.6
EDWARDS, LaSonja	2017-19	43-1	188	34-62	.548	0-0	.000	7-24	.292	22-23-45	1.0	6	33	12	12	75	1.7
EDWARDS, Nikki	1994-96	58-4	722	75-151	.497	0-1	.000	49-95	.516	76-93-169	2.9	10	64	14	32	199	3.4
ELDER, Carlita	1995-99	113-65	2511	366-854	.429	63-197	.320	270-397	.680	242-313-555	4.9	186	267	9	150	1065	9.4
ELIE, Icelyn	2009-13	116-88	3055	508-1058	.480	52-157	.331	215-287	.749	300-400-700	6.0	123	280	68	138	1283	11.1
ERICKSON, Courtney	1979-81	11-0	15	1-8	.125			1-3	.333	9	0.8	0	5	0	1	3	0.3
EVE, Julie	1994-96	29-0	293	17-71	.239	0-15	.000	32-37	.865	15-40-55	1.9	16	37	1	11	66	2.3
FISHER, Tiffany	2001-03	50-14	817	93-253	.368	37-116	.319	19-29	.655	46-98-144	2.9	51	71	13	41	242	4.8
FUSSELL, Cindy	1975-76	6		4-13	.308			12-16	.750	12	2.0	2	2			20	3.3
GALLOWAY, Michelle	1987-88	11-0	35	5-15	.333	0-0	.000	5-9	.556	3-4-7	0.6	2	2	0	2	15	1.4
GARRETT, Dana	2008-10	60-2	602	70-171	.409	3-9	.333	36-64	.563	59-80-139	2.3	40	53	5	29	179	3.0
FLOYD, Patty	1977-78	5		2-5	.400			1-3	.333	2	0.4	0	1			5	1.0
FRANCIS, Kim	1995-98	64-0	702	64-167	.383	35-101	.347	24-46	.522	25-82-107	1.7	62	63	1	18	187	2.9
GIPSON, Pippa	1989-91	52-40	1434	185-350	.529	0-1	.000	159-264	.602	167-235-402	7.7	59	91	1	49	529	10.2
GIVENS, Chrissy	2003-07	125-98	3946	740-1524	.486	73-229	.319	362-488	.742	193-499-692	5.5	436	416	23	290	1915	15.3
GRABOVSKAIA, Iullia	2023-24	34-0	332	44-74	.595	0-0	.000	24-37	.649	57-58-115	3.4	9	24	10	12	112	3.3
GRANNUM, Jada	**2020-pres.**	**82-0**	**406**	**20-47**	**.426**	**0-4**	**.000**	**26-39**	**.667**	**45-60-105**	**1.3**	**5**	**23**	**15**	**10**	**66**	**0.8**
GRAY, Ciara	2001-05	85-23	1391	118-306	.386	44-161	.273	43-66	.652	36-95-131	1.5	79	115	9	75	323	3.8
GREEN, Kay	1975-77	31		37-88	.420			22-38	.579	59	1.9	3	35			96	3.1
GREGORY, Jalynn	**2021-pres.**	**102-102**	**3617**	**371-986**	**.376**	**250-708**	**.353**	**236-271**	**.871**	**87-273-360**	**3.5**	**220**	**148**	**14**	**158**	**1228**	**12.0**
GRIFFIN, Mescha	1992-94	46-2	478	25-59	.424	4-15	.267	22-42	.524	32-37-69	1.5	46	38	6	22	76	1.7
GROSS, Lori	1985-86	27-27	680	56-166	.337			77-101	.762	93	3.4	136	123	2	45	189	7.0
HALL, Becky	1989-90	20-18	483	82-212	.387	0-0	.000	33-58	.569	34-49-83	4.2	17	53	8	5	197	9.8
HALL, Phyllis	1986-87	1-0	4	0-0	.000	0-0	.000	0-0	.000	1-0-1	1.0	0	0	0	0	0	0.0
HALL, Renee	2001-02	23-0	178	30-57	.526	0-1	.000	7-15	.467	12-22-34	1.5	3	16	2	2	67	2.9
HAMBY, Gracie	**2022-pres.**	**6-0**	**13**	**1-1**	**1.000**	**0-0**	**.000**	**0-0**	**.000**	**0-3-3**	**0.5**	**1**	**2**	**0**	**1**	**2**	**0.3**
HAMILTON, Bobbie Kay	1980-84	69-21	927	47-114	.412			40-77	.519	58	0.8	92	117	1	31	134	1.9
HANNAH, Liz	1976-78	52		396-891	.444			67-86	.779	152	2.9	135	174			859	16.5
HARDCASTLE, Betty	1975-76	14		21-87	.241			20-35	.571	69	4.9	9	28			62	4.4
HARRIS, LaTonya	1990-91	21-0	112	19-39	.487	0-0	.000	11-19	.579	8-16-24	1.1	1	12	1	0	49	2.3
HARRIS, Sherie	1990-92	34-19	589	105-240	.438	0-0	.000	49-72	.681	42-100-142	4.2	18	64	28	15	254	7.5
HARRISON, Julie	1987-89	55-6	816	94-181	.519	0-0	.000	38-59	.644	62-148-180	3.3	31	53	3	11	226	4.1
HAYES, Anastasia	2019-21	54-54	2037	428-983	.435	42-175	.240	307-486	.632	70-239-309	5.7	255	222	10	123	1205	22.3
HAYES, Aislynn	2019-21	51-48	1925	228-609	.374	105-336	.313	157-261	.602	45-219-264	5.2	168	148	6	66	718	14.1
HAYES, A'Queen	20018-19	34-31	1185	211-453	.466	18-39	.462	91-145	.628	94-170-264	7.8	101	80	14	43	531	15.6
HENDRIX, Robin	1980-82	45-44	1492	285-594	.480			226-327	.691	620	13.8	29	155	26	53	796	17.7
HOBBS, Kara	1993-94, 95-96	49-3	416	37-97	.381	1-17	.059	26-45	.578	33-60-93	1.9	50	62	9	21	101	2.1

ALL-TIME PLAYER CAREER STATS

Name	Year(s)	GP-GS	MIN	FGM/FGA	FG %	3FGM/A	3FG %	FTM-FTA	FT %	OR-DR-Total	Avg.	A	TO	B	S	PTS	PPG
HOFFMAN, Shelly	1975-78	49		36-81	.444			21-40	.525	74	1.5	25	40			93	1.9
HOLMES, Patrice	2001-05	124-124	4189	725-1576	.460	177-576	.307	264-334	.790	210-540-750	6.0	457	423	75	338	1891	15.3
HOLT, Amber	2006-08	68-68	2297	558-1123	.497	35-123	.285	346-443	.781	225-263-488	7.2	172	136	24	172	1497	22.0
HOOVER, Holly	1981-84	84-82	2334	436-918	.475			309-464	.666	750	8.9	41	204	173	77	1181	14.1
HOPWOOD, Laurie	1990-92	23-0	113	8-23	.348	2-2	1.000	21-28	.750	2-10-12	0.5	16	17	1	4	39	1.7
HORTON, Krystle	2003-07	129-112	3785	631-1165	.542	4-20	.200	257-394	.652	368-378-746	5.8	171	325	51	207	1523	11.8
HOWARD, Cassandra	1980-81	29-26	816	176-356	.494			61-80	.763	116	4.0	39	89	3	44	413	14.2
INEZA, Sifa	2023-24	28-0	239	17-59	.288	8-28	.286	10-15	.667	10-21-31	1.1	10	19	0	9	52	1.9
JACKSON, Alice	1994-97	65-0	335	28-82	.341	11-33	.333	21-36	.583	22-39-61	0.9	19	20	6	30	88	1.4
JACKSON, Amy	1985-86	12-0	37	0-4	.000			8-8	1.000	13	1.1	0	4	4	0	8	0.7
JACKSON, Michelle	1992-94	35-35	986	179-375	.477	10-34	.294	82-111	.739	98-96-194	5.5	54	62	12	73	450	12.9
JAKOBSEN, Ditte	2003-05	60-18	929	48-144	.333	18-75	.240	28-33	.848	23-78-101	1.7	74	77	7	40	142	2.4
JOHNSON, Alex	2015-19	121-116	3516	671-1271	.528	58-162	.358	472-620	.761	201-345-546	4.5	177	285	96	119	1872	15.5
JOHNSON, Janiece	2012-14	35-0	103	27-53	.509	0-0	.000	8-21	.381	21-25-46	1.3	3	30	4	4	62	1.8
JOHNSON, Stephanie	1975-77	41		179-406	.441			36-58	.621	207	5.0	76	85			394	9.6
JONES, Anna	2017-19	65-36	1589	141-409	.345	75-267	.281	56-74	.757	40-170-210	3.2	76	05	22	65	413	6.4
JONES, Kortni	2009-13	127-93	3835	464-1256	.369	259-767	.338	203-270	.752	59-249-308	2.4	483	382	27	198	1390	10.9
JONES, Olivia	2013-16	68-66	2372	352-910	.387	109-410	.266	147-254	.579	190-335-525	7.7	130	147	8	176	960	14.1
JONES, Venetia	1981-84	40-5	543	75-190	.395			25-51	.490	152	3.8	11	34	18	14	175	4.4
JUSTICE, Jennifer	2001-04	87-57	2001	281-613	.458	11-53	.208	84-118	.712	101-211-312	3.6	128	165	58	86	657	7.6
JUSTICE, Lisa	1979-80	33		161-350	.460			53-87	.609	198	6.0	46	89			375	11.4
KIRBY, Eboni	2001-03	41-13	606	122-214	.570	6-13	.462	58-82	.707	52-74-126	3.1	28	51	4	30	308	7.5
KOZLOVA, Susha	2020-21	25-3	211	19-43	.441	0-0	.000	6-10	.600	27-28-55	2.2	3	7	2	3	44	1.8
LAMASTER, Kate	2000-01	5-0	12	1-4	.250	0-2	.000	0-0	.000	0-1-1	0.2	0	1	0	0	2	0.4
LANCE, Carol	1975-78	63		62-166	.373			26-75	.347	304	4.8	22	64			150	2.4
LANNING, Anne Marie	2007-11	129-94	3894	381-876	.435	234-578	.420	178-221	.805	124-232-356	2.8	376	225	19	139	1183	9.2
LATORRE CIRIA, Anabel	2020-23	10-0	26	1-5	.200	0-0	.000	0-6	.000	4-7-11	1.1	0	1	0	0	2	0.2
LAWRENCE, Alice	1984-85, 86-87	52-43	1665	347-709	.489	1-4	.250	167-239	.699	57-74-274	5.3	165	136	5	133	862	16.6
LEMEH, Eva	1981-83	56-42	1337	294-618	.476			110-146	.753	181	3.2	93	97	6	126	698	12.5
LEONARD, Laken	2010-14	110-52	2659	176-532	.331	106-345	.307	98-153	.641	94-217-311	2.8	101	131	8	89	556	5.1
LEWIS, Taylor	2019-21	23-0	139	5-24	.208	1-11	.091	7-10	.700	15-18-33	1.4	2	5	11	3	18	0.8
LIGGETT, Lynn	1975-76	7		3-9	.333			4-5	.800	7	1.0	10	7			10	1.4
LOCKER, Sheley	1997-98	10-0	59	7-11	.636	0-0	.000	6-9	.667	2-3-5	0.5	1	3	0	2	20	2.0
LOURO, Jess	2015-19	110-80	2743	198-592	.334	150-483	.311	58-79	.734	93-392-485	4.4	121	108	22	147	604	5.5
LUFFMAN, Jordyn	2010-11	30-19	710	52-155	.335	37-106	.349	19-21	.905	42-68-110	3.7	21	27	4	44	160	5.3
LUFKIN, Erica	1998-00	50-21	1170	152-415	.366	79-218	.362	63-81	.778	40-73-113	2.3	151	165	6	37	446	8.9
LYMON, Chelsia	2006-10	124-84	3379	349-906	.385	196-553	.354	167-218	.766	112-242-354	2.9	339	257	4	297	1061	8.6
LYON, Gabby	2014-18	127-64	2846	215-371	.580	10-24	.417	96-169	.568	249-293-542	4.3	122	168	51	160	536	4.2
MAJORS, Jordan	2015-19	74-3	867	90-169	.533	0-9	.000	44-73	.603	103-104-207	2.8	39	51	32	31	224	3.0
MALASHKA, Kseniya	2021-23	63-4	1378	330-700	.471	50-169	.296	194-265	.732	116-235-351	5.6	64	143	103	84	904	14.3
MARCH, Lauren	2010-14	104-18	843	75-206	.364	16-63	.254	26-40	.650	70-109-179	1.7	21	45	21	29	192	1.8
MARTIN, Monique	2005-06	30-4	246	61-157	.389	12-36	.333	22-41	.537	19-27-46	1.5	10	24	3	19	156	5.2
MASON, LaCondra	2005-07	39-23	656	67-157	.427	37-86	.430	9-15	.600	23-45-68	1.7	58	36	9	39	180	4.6
MASON, Meioshe	**2022-pres.**	**4-0**	**10**	**0-0**	**.000**	**0-0**	**.000**	**0-0**	**.000**	**0-0-0**	**0.0**	**0**	**0**	**0**	**0**	**0**	**0.0**
McCLANNAHAN, Sharon	1975-79	97		608-1263	.481			248-410	.605	749	7.7	54	162			1464	15.1
McCLINIC, Keisha	2000-04	120-80	3241	325-843	.386	97-332	.292	162-225	.720	203-390-593	4.9	197	262	10	246	909	7.6
McCLURE, Jessica	1998-02	113-50	2442	200-476	.420	9-32	.281	173-253	.684	68-272-340	3.0	394	349	23	213	582	5.2
McCULLOCH, Sharon	1975-76	1		0-0	.000			1-2	.500	1	1.0	0	0			1	1.0
McDONALD, Cathy	1984-86	54-0	797	66-168	.393			4-11	.364	125	2.3	117	97	28	22	136	2.5
McDONALD, Lee	1986-87	25-10	448	25-71	.352	0-0	.000	18-32	.563	22-38-60	2.4	32	31	1	6	68	2.7
McFADDEN, Molly	2008-12	39-0	106	6-17	0.353	0-0	.000	3-9	.333	14-19-33	0.8	1	5	0	4	15	0.4
McFALL, Jennifer	1981-85	115-114	3789	768-1601	.480			298-475	.627	992	8.6	351	384	62	205	1834	15.9
McKINNEY, Sherry	1977-78	28		153-312	.490			59-81	.728	267	9.5	17	76			365	13.0
MEADOWS, Kara	2017-18	3-0	8	1-5	.200	0-0	.000	2-2	1.000	0-1-1	0.3	0	1	0	1	4	1.3
MIDDLEBROOKS, Shayla	2016-17	9-0	34	2-8	.250	1-2	.500	2-4	.500	1-4-5	0.6	1	2	0	0	7	0.8
MILLER, Rhonda	1980-81	7-0	25	1-5	.200			1-2	.500	7	1.0	1	3	0	0	3	0.4

ALL-TIME PLAYER CAREER STATS

Name	Year(s)	GP-GS	MIN	FGM/FGA	FG %	3FGM/A	3FG %	FTM-FTA	FT %	OR-DR-Total	Avg.	A	TO	B	S	PTS	PPG
MOORE, Cindy	1978-79	26		46-110	.418			19-30	.633	90	3.5	27	50			109	4.2
MORRISON, Julie	1989-93	112-83	2713	277-685	.404	12-44	.273	156-205	.761	103-200-303	2.7	370	306	5	130	722	6.4
MUCKER, Tawanya	1985-89	113-103	3380	780-1477	.528	0-0	.000	386-587	.658	262-460-887	7.8	80	226	89	101	1946	17.2
MULLINS, Angie	1989-90	11-0	24	0-5	.000	0-0	.000	2-2	1.000	1-3-4	0.4	1	3	0	0	2	0.2
MYERS, Stephanie	2011-13	7-0	11	3-8	.375	0-0	.000	0-0	.000	1-6-7	1.0	0	6	1	0	6	0.9
NEELEY, Cortney	1995-99	117-97	3062	314-819	.383	106-307	.345	247-336	.735	103-208-311	2.7	428	395	6	207	981	8.4
NEVILS, Sharon	1984-86	44-16	813	81-189	.429			28-42	.667	116	2.6	35	37	3	26	190	4.3
NEWSOM, Daphne	1980-82	54-17	1067	138-288	.479			63-72	.875	117	2.2	56	44	1	40	339	6.3
NEWTON, Libby	1988-90	42-8	745	80-226	.354	1-3	.333	52-72	.722	41-54-95	2.3	74	71	1	44	213	5.1
NUXOL, Sara	2004-05	15-0	59	4-9	.444	0-1	.000	0-1	.000	1-3-4	0.3	2	2	0	2	8	0.5
ORR, Starr	2004-08	120-70	2793	208-564	.369	39-152	.257	94-137	.686	181-222-403	3.6	162	148	7	187	549	4.6
PARKER, Cheyenne	2015-16	22-19	624	157-267	.588	1-3	.333	94-139	.676	116-127-243	11.0	37	74	88	29	409	18.6
PARKINSON, Angie	1993-94	11-0	25	3-6	.500	0-0	.000	9-10	.900	1-3-4	0.4	0	2	0	1	15	1.4
PARVIAINEN, Mia	1999-03	107-49	1864	187-458	.408	71-201	.353	44-62	.710	78-184-262	2.5	99	158	41	47	489	4.6
PATCHEN, Melanie	1992-96	93-32	1160	104-223	.466	0-2	.000	90-155	.581	85-144-229	2.5	26	63	0	26	299	3.2
PAYNE, Skye	2021-22	5-0	54	0-2	.000	0-2	.000	0-0	.000	0-2-2	0.4	0	1	0	0	0	0.0
PENTTILA, Paula	1999-03	118-86	3388	248-669	.371	100-332	.301	132-188	.702	50-196-246	2.1	297	273	13	114	728	6.2
PERKINS, Nicole	1997-01	81-1	482	65-177	.367	23-85	.271	40-57	.702	27-55-82	1.0	34	48	2	30	193	2.4
PERRY, Linda	1978-79	25		62-171	.363			47-83	.566	77	3.6	38	85			171	6.8
PETTY, Ty	2013-17	126-98	3660	503-1230	.409	171-515	.332	276-353	.782	59-296-355	2.8	540	386	11	198	1453	11.5
PICKEL, Jackie	2006-10	132-64	3023	366-1010	.362	248-761	.326	42-66	.636	89-165-254	1.9	194	162	8	188	1022	7.7
PITTMAN, Brittany	2005-06	17-0	98	7-19	.368	0-0	.000	4-13	.308	9-13-22	1.3	5	6	11	7	18	1.1
POLK, Celissa	1978-80	44		28-62	.452			12-18	.667	57	1.3	13	33			68	1.5
POOL, Emily	1996-97	1-0	1	0-0	.000	0-0	.000	0-0	.000	0-0-0	0.0	0	0	0	0	0	0.0
PORTER, TiAnna	2013-16	77-5	674	90-178	.506	2-4	.500	39-77	.506	74-95-169	2.2	22	53	42	26	221	2.9
PORTIK, Ileana	1978-80	59		345-672	.513			123-170	.724	415	7.0	46	150			811	13.7
PRATER, Heather	1992-96	114-113	3538	423-926	.457	224-502	.446	278-346	.803	105-270-375	3.3	605	364	20	177	1360	11.9
PRESERVATI, Hannah	2014-15	5-0	9	0-0	.000	0-0	.000	0-0	.000	0-1-1	0.2	0	1	0	0	0	0.0
QUEEN, Emily	2007-11	77-58	1787	174-464	.375	35-134	.261	88-131	.672	152-291-443	5.8	112	185	16	86	471	6.1
QUIRK, Kim	1987-88	3-0	6	2-4	.500	0-0	.000	0-0	.000	0-2-2	0.7	0	3	0	2	4	1.3
RAYNOR, Dymon	2009-13	54-0	303	40-82	.488	0-1	.000	20-36	.556	32-42-74	1.4	6	48	10	12	100	1.9
REUTER, Rebecca	2014-18	131-67	2329	262-609	.430	55-153	.359	183-254	.720	189-354-543	4.1	113	228	72	58	762	5.8
RICE, Shawn	1987-88	2-2	69	8-16	.500	3-6	.500	0-0	.000	0-3-3	1.5	7	18	0	7	19	9.5
RICKMAN, Mary	1989-90	7-0	66	10-21	.476	0-0	.000	0-1	.000	5-10-15	2.1	3	5	0	1	20	2.9
RILEY, Kathy	1976-78	25		96-188	.511			37-65	.569	99	4.0	41	73			229	9.2
RILEY, Lanae	2022-23	6-0	29	0-4	.00	0-2	.000	0-0	.000	0-4-4	0.7	1	2	0	1	0	0.0
ROBINSON, Priscilla	1990-94	110-98	3357	733-1337	.548	19-50	.380	518-678	.764	346-562-908	8.3	128	201	28	194	2009	18.3
ROSS, Janet	1983-87	115-69	2924	400-850	.471	53-102	.520	97-115	.843	9-55-181	1.6	355	324	7	132	950	8.3
ROSSEAU, Denise	1975-76	8		6-21	.286			8-9	.889	13	1.6	3	4			20	2.5
ROWE, Ebony	2010-14	131-131	4858	944-1724	.548	7-26	.269	558-920	.607	664-746-1410	10.8	240	374	110	211	2453	18.7
SAAR, Dor	2021-22	35-35	1216	139-409	.340	90-269	.335	48-57	.842	17-114-131	3.7	126	79	2	54	416	11.9
SALAS, Maria	1981-85	86-20	1290	114-255	.447			52-69	.754	89	1.0	109	118	1	36	280	3.3
SAVAGE, Charity	2016-20	96-33	1378	166-318	.522	24-83	.289	97-154	.630	162-266-428	4.5	82	92	46	68	453	4.7
SELLS, Mackenzie	2012-15	44-2	180	12-48	.250	5-32	.156	5-8	.625	10-15-25	0.6	9	8	1	13	34	0.8
SCHLUETER, Jessica	2001-03	32-1	204	28-59	.475	0-1	.000	10-23	.435	16-38-54	1.7	4	13	7	5	66	2.1
SCOTT, Ta'Mia	**2022-pres.**	**60-35**	**1443**	**169-382**	**.442**	**48-134**	**.358**	**94-130**	**.723**	**47-192-239**	**4.0**	**56**	**77**	**45**	**67**	**480**	**8.0**
SCOTT, Tammy	1983-84	11-0	25	2-7	.286			4-5	.800	4	0.4	1	4	0	1	8	0.7
SCRUGGS, Christy	1986-90	89-45	2044	124-369	.336	70-210	.333	74-128	.578	67-194-261	2.9	313	209	3	111	392	4.4
SHIPLEY, Debbie	1978-79	22		19-48	.396			7-13	.538	24	1.1	11	20			45	2.0
SIMMONS, Michelle	2000-01	8-0	30	2-4	.500	1-1	1.000	2-4	.500	0-4-4	0.5	4	4	0	4	7	0.9
SISSOM, Abbey	2014-18	124-83	3392	293-868	.338	183-515	.355	139-189	.735	61-208-269	2.2	303	201	2	92	908	7.3
SISSON, Tricia	1989-93	78-2	648	42-129	.326	4-19	.211	29-47	.617	37-78-115	1.5	64	58	1	36	117	1.5
SLIGER, Sharon	1975-76	14		6-26	.231			3-6	.500	16	1.1	4	9			15	1.1
SMILEY, Trena	1980-82	44-14	477	16-57	.281			27-38	.711	42	1.0	51	55	2	9	59	1.3
SMITH, Christy	1992-93	3-0	9	0-2	.000	0-2	.000	1-2	.500	0-0-0	0.0	0	1	0	0	1	0.3
SMITH, Mary	1990-91	19-15	577	20-90	.200	17-72	.236	21-34	.618	5-38-43	2.3	106	87	1	19	78	4.1

ALL-TIME PLAYER CAREER STATS

Name	Year(s)	GP-GS	MIN	FGM/FGA	FG %	3FGM/A	3FG %	FTM-FTA	FT %	OR-DR-Total	Avg.	A	TO	B	S	PTS	PPG
SMITH, Sherry	1979-83	113-59	2097	341-812	.420			228-334	.683	360	3.2	403	430	6	90	910	8.1
SMITH, Tanika	1996-98	48-31	1265	146-303	.482	0-1	.000	80-121	.661	99-132-231	4.8	97	112	7	83	372	7.8
SNEED, Natalie	1994-98	118-74	2790	262-639	.410	58-170	.341	179-245	.731	113-219-332	2.8	285	298	41	149	761	6.4
SPIVEY, Diane	1975-76	8		23-75	.307			24-36	.667	52	6.5	7	11			70	8.8
STEWART, KeKe	2010-14	126-48	2075	268-671	.399	69-221	.312	118-162	.728	125-221-346	2.7	94	131	37	49	723	5.7
STEWART, Tina	2008-11	80-18	862	74-246	.301	41-144	.285	52-78	.667	48-59-107	1.3	63	100	1	70	241	3.0
STOVALL, Tia	2002-06	116-100	3361	513-1002	.512	0-8	.000	309-479	.645	258-408-666	5.7	215	322	93	189	1335	11.5
SUTTON, Taylor	2018-20	64-63	1927	268-733	.366	140-397	.353	68-91	.747	33-100-133	2.1	95	164	5	68	744	11.6
TATE, Whitney	2006-07	10-0	24	1-7	.143	1-5	.200	0-0	.000	2-4-6	0.6	0	3	0	0	3	0.3
TAYLOR, Jennifer	1979-80	28		10-44	.227			9-15	.600	28	1.0	15	30			29	1.0
THOMAS, Trella	1992-96	97-60	2057	198-481	.412	23-87	.264	220-317	.694	118-167-285	2.9	169	189	0	132	639	6.6
THOMATIS, Jamie	1998-02	112-73	3001	722-1310	.551	77-194	.397	450-556	.809	241-445-686	6.1	244	308	47	191	1971	17.6
THORNTON, Sally	1979-80	8		5-16	.313			1-6	.166	6	0.8	0	3			11	1.4
TUCKER, Sherry	1991-95	102-86	2978	541-1274	.425	182-525	.347	188-291	.646	182-397-579	5.7	284	327	63	221	1452	14.2
TURNER, Kiya	2018-19	26-0	124	6-17	.353	1-3	.333	8-16	.500	4-12-16	0.6	10	6	0	9	21	0.8
UPCHURCH, Kim	1981-82	9-0	48	5-7	.714			4-5	.800	9	1.0	1	3	0	0	14	1.6
VAN RIJS, Dora	**2023-pres.**	**4-0**	**8**	**0-0**	**.000**	**0-0**	**.000**	**0-0**	**.000**	**0-2-2**	**0.5**	**0**	**0**	**0**	**0**	**0**	**0.0**
WADE, Thelisa	1988-89	6-0	14	1-5	.200	0-0	.000	1-2	.500	0-2-2	0.3	1	0	0	4	3	0.5
WARE, Shelia	1979-80	4		0-1	.000			3-4	.750	1	0.3	0	0			3	0.7
WARDEN, Caroline	2012-16	115-16	1387	99-271	.365	55-150	.367	43-69	.623	25-66-91	0.8	123	114	0	51	296	2.6
WAYMAN, Michelle	1990-91	2-0	3	1-2	.500	0-0	.000	1-2	.500	1-0-1	0.5	0	0	0	1	3	1.5
WEBB, Jenne	2003-05	11-0	65	1-19	.053	1-16	.063	11-13	.846	1-8-9	0.8	7	0	0	5	14	1.3
WEBB, Kim	1983-87	116-116	3895	881-1622	.543	3-13	.231	383-520	.737	93-110-692	6.0	399	320	64	294	2148	18.5
WELDON, Christy	1993-95	26-0	71	4-11	.364	0-0	.000	3-5	.600	2-7-9	0.3	6	4	2	4	11	0.4
WHEELER, Savannah	2022-24	65-65	2273	341-822	.415	96-282	.340	289-333	.868	23-235-258	4.0	267	137	4	87	1967	16.4
WHITSON, Courtney	2019-24	156-156	5479	548-1448	.378	300-929	.323	145-181	.801	339-747-1086	7.0	254	264	46	166	1541	9.9
WHITTINGTON, Alexis	2018-23	152-92	4151	308-804	.383	170-518	.328	117-139	.842	196-404-600	3.9	206	140	62	175	903	5.9
WHITTINGTON, Am.	2018-22	53-1	213	10-36	.278	6-32	.188	3-8	.375	6-11-17	0.3	4	9	6	9	29	0.5
WILLBANKS, Kay	1983-87	97-70	2278	500-957	.522	0-0	.000	236-362	.652	22-45-687	7.1	32	192	191	106	1236	12.8
WILLIAMS, Caya	2013-15	14-0	63	8-22	.364	0-2	.000	8-14	.571	12-5-17	1.2	1	5	1	3	24	1.7
WILLIAMS, Cherrita	1991-93	56-25	1194	185-449	.412	36-129	.279	61-88	.693	120-167-287	5.1	95	75	29	77	467	8.3
WILSON, Gail	1975-76	7		3-13	.272			3-8	.375	15	2.1	1	1			9	1.3
WINFREE, Debra	1979-81	32-0	105	14-36	.389			6-10	.600	21	0.7	11	14	1	4	34	1.1
WINFREE, LaShonda	1998-00	49-1	397	41-80	.513	0-0	.000	21-57	.368	28-64-92	1.9	9	48	6	20	103	2.1
WOODARD, Clarissa	1993-94	28-5	380	66-147	.449	0-0	.000	33-44	.750	43-64-107	3.8	7	19	5	16	165	5.9
WRIGHT, Josephine	1978-80	37		127-270	.470			51-78	.654	223	6.0	127	130			307	8.3
WRIGHT, Shana	1988-92	97-46	1721	215-486	.442	30-94	.319	82-116	.707	86-107-193	2.0	165	141	1	74	542	5.5
ZITNEY, Jan	1975-78	74		263-655	.402			79-79	1.000	273	3.7	305	271			605	8.9

2,000 POINT CLUB



EBONY ROWE
2,453 POINTS



KIM WEBB
2,148 POINTS



PRISCILLA ROBINSON
2,009 POINTS

1. EBONY ROWE | 2,453 POINTS | 6-1 | FORWARD | LEXINGTON, KY.

Year	GP-GS	MIN	FGM-FGA	FG %	3FGM-3FGA	3FG %	FTM-FTA	FT %	OR-DR-Total	Reb. Avg.	A	TO	B	S	Points	PPG
2010	31-31	1055	208-356	.584	0-0	.000	115-199	.578	140-173-313	10.1	52	104	20	42	531	17.1
2011	33-33	1200	222-407	.545	0-0	.000	94-206	.456	189-144-333	10.1	54	106	30	79	538	16.3
2012	33-33	1295	248-461	.538	0-2	.000	154-224	.688	179-189-368	11.2	53	85	37	50	650	19.7
2013	34-34	1308	266-500	.532	7-24	.292	195-291	.670	156-240-396	11.6	81	79	23	40	734	21.6
Career	**131-131**	**4858**	**944-1724**	**.548**	**7-26**	**.269**	**558-920**	**.607**	**664-746-1410**	**10.8**	**240**	**374**	**110**	**211**	**2453**	**18.7**

2. KIM WEBB | 2,148 POINTS | 5-9 | GUARD | LA VERGNE, TENN.

Year	GP-GS	MIN	FGM-FGA	FG %	3FGM-3FGA	3FG %	FTM-FTA	FT %	OR-DR-Total	Reb. Avg.	A	TO	B	S	Points	PPG
1984	29-29	934	174-338	.515			97-127	.764	153	5.3	63	76	9	64	445	15.3
1985	30-30	1053	234-410	.571			75-103	.728	170	5.7	110	94	30	80	543	18.1
1986	30-30	987	228-401	.569			94-123	.764	166	5.5	123	88	11	91	550	18.3
1987	27-27	921	245-473	.518	3-13	.231	117-167	.701	93-110-203	7.5	103	62	14	59	610	22.6
Career	**116-116**	**3895**	**881-1622**	**.543**	**3-13**	**.231**	**383-520**	**.737**	**93-110-692**	**6.0**	**399**	**320**	**64**	**294**	**2148**	**18.5**

3. PRISCILLA ROBINSON | 2,009 POINTS | 5-10 | FORWARD | CHATTANOOGA, TENN.

Year	GP-GS	MIN	FGM-FGA	FG %	3FGM-3FGA	3FG %	FTM-FTA	FT %	OR-DR-Total	Reb. Avg.	A	TO	B	S	Points	PPG
1992	28-24	710	178-317	.562	0-0	.000	132-174	.759	84-144-228	8.1	21	50	9	25	488	17.4
1993	28-26	937	210-383	.548	0-1	.000	153-207	.739	107-136-243	8.7	34	63	5	68	579	20.7
1994	26-20	787	177-329	.538	8-19	.421	123-155	.794	70-129-199	7.7	31	34	4	44	485	18.7
1995	28-28	923	168-308	.545	11-30	.367	110-142	.775	85-153-238	8.5	42	54	10	57	457	16.3
Career	**110-98**	**3357**	**733-1337**	**.548**	**19-50**	**.380**	**518-678**	**.764**	**346-562-908**	**8.3**	**128**	**201**	**28**	**194**	**2009**	**18.3**

4. JAMIE THOMATIS |1,971 POINTS | 5-11 | FORWARD | DESTREHAN, LA.

Year	GP-GS	MIN	FGM-FGA	FG %	3FGM-3FGA	3FG %	FTM-FTA	FT %	OR-DR-Total	Reb. Avg.	A	TO	B	S	Points	PPG
1999	28-1	536	149-238	.626	0-2	.000	92-117	.786	52-79-131	4.7	26	45	8	29	390	13.9
2000	25-14	705	162-299	.542	13-29	.448	78-102	.765	51-101-152	6.1	59	72	14	48	415	16.6
2001	30-30	924	222-417	.532	34-76	.447	161-196	.821	73-152-225	7.5	83	104	10	56	639	21.3
2002	29-28	836	189-356	.531	30-87	.345	119-141	.844	65-113-178	6.1	76	87	15	58	527	18.2
Career	**112-73**	**3001**	**722-1310**	**.551**	**77-194**	**.397**	**450-556**	**.809**	**241-445-686**	**6.1**	**244**	**308**	**47**	**191**	**1971**	**17.6**

5. TAWANYA MUCKER | 1,946 POINTS | 6-0 | CENTER | MACON, GA.

Year	GP-GS	MIN	FGM-FGA	FG %	3FGM-3FGA	3FG %	FTM-FTA	FT %	OR-DR-Total	Reb. Avg.	A	TO	B	S	Points	PPG
1986	30-20	747	131-253	.518			41-81	.513	165	5.5	11	43	14	27	303	10.1
1987	27-27	861	142-307	.463	0-0	.000	68-100	.680	82-132-214	7.9	22	37	20	18	352	13.0
1988	29-29	911	265-499	.531	0-0	.000	141-201	.701	101-167-268	9.2	27	80	29	24	671	23.1
1989	27-27	861	242-418	.579	0-0	.000	136-205	.663	79-161-240	8.9	20	66	26	32	620	23.0
Career	**113-103**	**3380**	**780-1477**	**.528**	**0-0**	**.000**	**386-587**	**.658**	**262-460-887**	**7.8**	**80**	**226**	**89**	**101**	**1946**	**17.2**

6. CHRISSY GIVENS | 1,915 POINTS | 5-11 | GUARD | MONROE, LA.

Year	GP-GS	MIN	FGM-FGA	FG %	3FGM-3FGA	3FG %	FTM-FTA	FT %	OR-DR-Total	Reb. Avg.	A	TO	B	S	Points	PPG
2004	27-0	472	48-86	.558	0-1	.000	26-32	.813	16-68-84	3.1	32	52	4	23	122	4.5
2005	33-33	1099	145-295	.492	1-12	.083	67-88	.761	63-119-182	5.5	100	110	2	67	358	10.8
2006	31-31	1166	246-554	.444	46-136	.338	129-182	.709	47-169-216	7.0	150	121	7	98	667	21.5
2007	34-34	1209	301-589	.511	26-80	.325	140-186	.753	67-143-210	6.2	154	133	10	102	768	22.6
Career	**125-98**	**3946**	**740-1524**	**.486**	**73-229**	**.319**	**362-488**	**.742**	**193-499-692**	**5.5**	**436**	**416**	**23**	**290**	**1915**	**15.3**

1,000 POINT CLUB

7. PATRICE HOLMES | 1,891 POINTS | 5-9 | GUARD| BISHOPVILLE, S.C.

Year	GP-GS	MIN	FGM-FGA	FG %	3FGM-3FGA	3FG %	FTM-FTA	FT %	OR-DR-Total	Reb. Avg.	A	TO	B	S	Points	PPG
2002	29-29	787	142-291	.488	23-85	.271	57-73	.781	61-115-176	6.1	68	80	13	50	364	12.6
2003	30-30	1117	194-413	.470	35-136	.257	89-113	.788	71-150-221	7.4	140	137	19	92	512	17.1
2004	32-32	1131	192-432	.444	57-172	.331	61-74	.824	46-147-193	6.0	130	119	12	84	502	15.7
2005	33-33	1154	197-440	.448	62-183	.339	57-74	.770	32-128-160	4.8	119	87	31	112	513	15.5
Career	**124-124**	**4189**	**725-1576**	**.460**	**177-576**	**.307**	**264-334**	**.790**	**210-540-750**	**6.0**	**457**	**423**	**75**	**338**	**1891**	**15.3**

8. ALEX JOHNSON | 1,872 POINTS | 6-0 | FORWARD | MURFREESBORO, TENN.

Year	GP-GS	MIN	FGM-FGA	FG %	3FGM-3FGA	3FG %	FTM-FTA	FT %	OR-DR-Total	Reb. Avg.	A	TO	B	S	Points	PPG
2016	33-32	781	152-291	.522	4-16	.250	91-130	.700	55-62-117	3.5	27	72	26	35	399	12.1
2017	34-34	1065	251-467	.537	6-19	.316	179-220	.814	60-123-183	5.4	57	100	33	25	687	20.2
2018	20-16	502	87-187	.465	10-27	.370	86-117	.735	27-59-86	4.3	21	39	12	18	270	13.5
2019	34-34	1168	181-326	.555	38-100	.380	116-153	.758	59-101-160	4.7	72	74	25	41	516	15.2
Career	121-116	3516	671-1271	.528	58-162	.358	472-620	.761	201-345-546	4.5	177	285	96	119	1872	15.5

9. JENNIFER MCFALL | 1,834 POINTS | 6-0 | FORWARD | COLUMBIA, TENN.

Year	GP-GS	MIN	FGM-FGA	FG %	3FGM-3FGA	3FG %	FTM-FTA	FT %	OR-DR-Total	Reb. Avg.	A	TO	B	S	Points	PPG
1982	25-24	762	181-383	.473			60-99	.606	228	9.1	61	84	19	52	422	16.9
1983	31-31	1060	207-447	.463			81-119	.681	227	7.3	67	79	9	39	495	16.0
1984	29-29	983	181-388	.466			61-99	.616	209	7.2	100	110	11	58	423	14.6
1985	30-30	984	199-383	.520			96-158	.608	328	10.9	123	111	23	56	494	16.5
Career	**115-114**	**3789**	**768-1601**	**.480**			**298-475**	**.627**	**992**	**8.6**	**351**	**384**	**62**	**205**	**1834**	**15.9**

10. ALYSHA CLARK | 1,756 POINTS | 5-10 | FORWARD | MT. JULIET, TENN.

Year	GP-GS	MIN	FGM-FGA	FG %	3FGM-3FGA	3FG %	FTM-FTA	FT %	OR-DR-Total	Reb. Avg.	A	TO	B	S	Points	PPG
2009	34-34	1169	343-565	.607	12-29	.414	237-300	.790	167-167-334	9.8	72	133	21	72	935	27.5
2010	29-29	1019	306-498	.614	17-53	.321	192-247	.777	150-187-337	11.6	99	93	19	71	821	28.3
Career	**63-63**	**2188**	**649-1063**	**.611**	**29-82**	**.354**	**429-547**	**.784**	**317-354-671**	**10.7**	**171**	**226**	**40**	**143**	**1756**	**27.9**

11. COURTNEY WHITSON | 1,541 POINTS | 6-0 | FORWARD | KINGSPORT, TENN.

Year	GP-GS	MIN	FGM-FGA	FG %	3FGM-3FGA	3FG %	FTM-FTA	FT %	OR-DR-Total	Reb. Avg.	A	TO	B	S	Points	PPG
2020	30-30	777	82-220	.373	32-106	.302	12-19	.632	59-106-165	5.5	17	45	9	28	208	6.9
2021	25-25	897	95-237	.401	56-155	.361	20-23	.870	71-121-192	7.7	23	34	10	24	266	10.6
2022	35-35	1342	152-390	.390	77-236	.326	52-65	.800	83-172-255	7.3	77	76	10	46	433	12.4
2023	31-31	1153	108-291	.371	62-192	.323	36-40	.900	60-183-243	7.8	58	50	8	35	314	10.1
2024	35-35	1303	111-311	.357	73-241	.303	25-34	.735	66-165-231	6.6	79	59	9	33	320	9.1
Total	**156-156**	**5479**	**548-1448**	**.378**	**300-929**	**.323**	**145-181**	**.801**	**339-747-1086**	**7.0**	**254**	**264**	**46**	**166**	**1541**	**9.9**

12. KRYSTLE HORTON | 1,523 POINTS | 6-2 | FORWARD | MURFREESBORO, TENN.

Year	GP-GS	MIN	FGM-FGA	FG %	3FGM-3FGA	3FG %	FTM-FTA	FT %	OR-DR-Total	Reb. Avg.	A	TO	B	S	Points	PPG
2004	32-31	1051	200-355	.563	1-12	.083	80-115	.696	81-101-182	5.7	38	87	13	35	481	15.0
2005	33-29	1006	158-306	.516	2-6	.333	56-104	.538	85-94-179	5.4	50	101	16	68	374	11.3
2006	30-21	881	143-274	.522	0-1	.000	70-103	.680	90-81-171	5.7	23	71	8	50	356	11.9
2007	34-31	847	130-230	.565	1-1	1.000	51-72	.708	112-102-214	6.3	60	66	14	54	312	9.2
Career	**129-112**	**3785**	**631-1165**	**.542**	**4-20**	**.200**	**257-394**	**.652**	**368-378-746**	**5.8**	**171**	**325**	**51**	**207**	**1523**	**11.8**

13. AMBER HOLT | 1,497 POINTS | 6-0 | FORWARD | DULUTH, GA.

Year	GP-GS	MIN	FGM-FGA	FG %	3FGM-3FGA	3FG %	FTM-FTA	FT %	OR-DR-Total	Reb. Avg.	A	TO	B	S	Points	PPG
2007	34-34	1053	206-443	.465	15-51	.294	140-182	.769	93-121-214	6.3	63	64	13	92	567	16.7
2008	34-34	1244	352-680	.518	20-72	.278	206-261	.789	132-142-274	8.1	109	72	11	80	930	27.4
Career	**68-68**	**2297**	**558-1123**	**.497**	**35-123**	**.285**	**346-443**	**.781**	**225-263-488**	**7.2**	**172**	**136**	**24**	**172**	**1497**	**22.0**

T14. SHARON MCCLANNAHAN | 1,464 POINTS | 6-0 | CENTER | CENTERVILLE, TENN.

Year	GP-GS	MIN	FGM-FGA	FG %	3FGM-3FGA	3FG %	FTM-FTA	FT %	OR-DR-Total	Reb. Avg.	A	TO	B	S	Points	PPG
1976	19		134-270	.496			58-89	.652	194	10.2	11	35			326	17.2
1977	24		140-262	.534			35-69	.507	155	6.5	11	32			315	13.1
1978	28		112-270	.415			36-61	.590	163	5.8	13	37			260	9.3
1979	26		222-461	.481			119-191	.623	237	9.1	19	58			563	21.7
Career	**97**		**608-1263**	**.481**			**248-410**	**.605**	**749**	**7.7**	**54**	**162**			**1464**	**15.1**

T14. STEPHANIE CAPLEY | 1,464 POINTS | 6-1 | FORWARD | MT. JULIET, TENN.

Year	GP-GS	MIN	FGM-FGA	FG %	3FGM-3FGA	3FG %	FTM-FTA	FT %	OR-DR-Total	Reb. Avg.	A	TO	B	S	Points	PPG
1988	30-30	819	145-309	.469	2-11	.182	44-73	.603	110-92-202	6.7	40	43	17	30	336	11.2
1989	27-23	772	121-246	.492	1-7	.143	59-80	.738	76-91-167	6.2	50	55	15	23	302	11.2
1990	28-26	854	162-351	.462	12-26	.462	87-111	.784	69-123-192	6.9	65	63	10	33	423	15.1
1991	28-28	874	150-330	.455	13-47	.277	90-107	.841	81-128-209	7.5	53	70	23	28	403	14.4
Career	**113-107**	**3319**	**578-1236**	**.468**	**28-91**	**.308**	**280-371**	**.755**	**336-434-770**	**6.8**	**208**	**231**	**65**	**114**	**1464**	**13.0**

16. TY PETTY | 1,453 POINTS | 5-7 | GUARD | MURFREESBORO, TENN.

Year	GP-GS	MIN	FGM-FGA	FG %	3FGM-3FGA	3FG %	FTM-FTA	FT %	OR-DR-Total	Reb. Avg.	A	TO	B	S	Points	PPG
2014	25-0	129	9-26	.346	8-20	.400	5-7	.714	2-11-13	0.5	10	19	0	4	31	1.2
2015	34-31	1081	149-358	.416	44-146	.301	51-81	.630	22-75-97	2.9	149	108	2	58	393	11.6
2016	33-33	1149	142-369	.385	37-140	.264	81-104	.779	24-80-104	3.2	195	119	4	62	402	12.2
2017	34-34	1301	203-477	.426	82-209	.392	139-161	.863	11-130-141	4.1	186	140	5	74	627	18.4
Career	**126-98**	**3660**	**503-1230**	**.409**	**171-515**	**.332**	**276-353**	**.782**	**59-296-355**	**2.8**	**540**	**386**	**11**	**198**	**1453**	**11.5**

17. SHERRY TUCKER | 1,452 POINTS | 5-11 | GUARD | MEMPHIS, TENN.

Year	GP-GS	MIN	FGM-FGA	FG %	3FGM-3FGA	3FG %	FTM-FTA	FT %	OR-DR-Total	Reb. Avg.	A	TO	B	S	Points	PPG
1992	28-23	759	91-227	.401	25-61	.410	49-87	.563	38-81-119	4.3	102	128	9	55	256	9.1
1993	19-8	456	77-184	.418	33-84	.393	20-32	.625	30-59-89	4.7	36	41	7	27	207	10.9
1994	27-27	846	152-360	.422	53-167	.317	49-72	.681	44-102-146	5.4	90	89	24	68	406	15.0
1995	28-28	917	221-503	.439	71-213	.333	70-100	.700	70-155-225	8.0	56	69	23	71	583	20.8
Career	**102-86**	**2978**	**541-1274**	**.425**	**182-525**	**.347**	**188-291**	**.646**	**182-397-579**	**5.7**	**284**	**327**	**63**	**221**	**1452**	**14.2**

1,000 POINT CLUB

18. KORTNI JONES | 1,390 POINTS | 5-9 | GUARD | OAK RIDGE, TENN.

Year	GP-GS	MIN	FGM-FGA	FG %	3FGM-3FGA	3FG %	FTM-FTA	FT %	OR-DR-Total	Reb. Avg.	A	TO	B	S	Points	PPG
2009	30-0	226	8-34	.235	3-18	.167	13-17	.765	13-27-40	1.3	24	19	2	15	32	1.1
2010	31-27	1072	87-221	.394	55-153	.359	33-42	.786	6-71-77	2.5	159	117	7	63	262	8.5
2011	33-33	1273	186-499	.373	115-329	.350	69-99	.697	18-75-93	2.8	153	124	10	58	556	16.8
2012	33-33	1264	183-502	.365	86-267	.322	88-112	.786	22-76-98	3.0	147	122	8	62	540	16.4
Career	**127-93**	**3835**	**464-1256**	**.369**	**259-767**	**.338**	**203-270**	**.752**	**59-249-308**	**2.4**	**483**	**382**	**27**	**198**	**1390**	**10.9**

19. HEATHER PRATER | 1,360 POINTS | 5-8 | GUARD | WAYNESBORO, TENN.

Year	GP-GS	MIN	FGM-FGA	FG %	3FGM-3FGA	3FG %	FTM-FTA	FT %	OR-DR-Total	Reb. Avg.	A	TO	B	S	Points	PPG
1993	28-28	845	69-167	.413	46-90	.511	42-58	.724	22-45-67	2.4	141	96	2	40	238	8.5
1994	28-27	855	101-230	.439	58-146	.397	54-79	.684	25-51-76	2.7	144	85	4	35	314	11.2
1995	28-28	926	127-264	.481	69-135	.511	91-105	.867	29-81-110	3.9	185	86	6	43	414	14.8
1996	30-30	912	126-265	.475	51-131	.389	91-104	.875	29-93-122	4.1	135	97	8	59	394	13.1
Career	**114-113**	**3538**	**423-926**	**.457**	**224-502**	**.446**	**278-346**	**.803**	**105-270-375**	**3.3**	**605**	**364**	**20**	**177**	**1360**	**11.9**

20. TIA STOVALL | 1,335 POINTS | 6-0 | FORWARD | ESTILL SPRINGS, TENN.

Year	GP-GS	MIN	FGM-FGA	FG %	3FGM-3FGA	3FG %	FTM-FTA	FT %	OR-DR-Total	Reb. Avg.	A	TO	B	S	Points	PPG
2003	20-11	514	98-173	.566	0-0	.000	55-86	.640	48-71-119	6.0	36	47	21	32	251	12.6
2004	32-26	931	113-248	.456	0-3	.000	115-163	.706	59-116-175	5.5	65	111	34	42	341	10.7
2005	33-33	994	173-333	.520	0-5	.000	89-154	.578	77-111-188	5.7	58	91	23	66	435	13.2
2006	31-30	922	129-248	.520	0-0	.000	50-76	.658	74-110-184	5.9	56	73	15	49	308	9.9
Career	**116-100**	**3361**	**513-1002**	**.512**	**0-8**	**.000**	**309-479**	**.645**	**258-408-666**	**5.7**	**215**	**322**	**93**	**189**	**1335**	**11.5**

21. ICELYN ELIE | 1,283 POINTS | 6-1 | FORWARD | LEBANON, TENN.

Year	GP-GS	MIN	FGM-FGA	FG %	3FGM-3FGA	3FG %	FTM-FTA	FT %	OR-DR-Total	Reb. Avg.	A	TO	B	S	Points	PPG
2009	19-0	87	14-36	.389	0-1	.000	7-11	.636	12-6-18	0.9	5	11	2	3	35	1.8
2010	31-23	721	140-281	.498	4-20	.200	53-72	.736	74-105-179	5.8	29	73	18	25	337	10.9
2011	33-32	1064	172-352	.489	14-44	.318	94-124	.758	117-146-263	8.0	43	100	18	57	452	13.7
2012	33-33	1183	182-389	.468	34-92	.370	61-80	.763	97-143-240	7.3	46	96	30	53	459	13.9
Career	**116-88**	**3055**	**508-1058**	**.480**	**52-157**	**.331**	**215-287**	**.749**	**300-400-700**	**6.0**	**123**	**280**	**68**	**138**	**1283**	**11.1**

T22. KAY WILLBANKS | 1,236 POINTS | 6-4 | CENTER | RINGGOLD, GA.

Year	GP-GS	MIN	FGM-FGA	FG %	3FGM-3FGA	3FG %	FTM-FTA	FT %	OR-DR-Total	Reb. Avg.	A	TO	B	S	Points	PPG
1984	29-3	531	98-182	.538			73-109	.670	181	6.2	1	49	36	28	269	9.3
1985	30-30	855	203-380	.534			69-112	.616	235	7.8	17	72	78	24	475	15.8
1986	29-28	655	163-316	.516			65-99	.657	204	7.0	11	47	64	37	391	13.5
1987	9-9	237	36-79	.456	0-0	.000	29-42	.640	22-45-67	7.4	3	24	13	17	101	11.2
Career	**97-70**	**2278**	**500-957**	**.522**	**0-0**	**.000**	**236-362**	**.652**	**22-45-687**	**7.1**	**32**	**192**	**191**	**106**	**1236**	**12.8**

T22. BRANDI BROWN | 1,236 POINTS | 6-3 | FORWARD | JAMESTOWN, TENN.

Year	GP-GS	MIN	FGM-FGA	FG %	3FGM-3FGA	3FG %	FTM-FTA	FT %	OR-DR-Total	Reb. Avg.	A	TO	B	S	Points	PPG
2007	34-2	542	84-207	.406	62-171	.363	7-10	.700	19-45-64	1.9	40	49	23	22	237	7.0
2008	26-15	660	67-168	.399	41-119	.345	10-12	.833	25-48-73	2.8	48	33	10	20	185	7.1
2009	34-30	1100	142-315	.451	79-193	.409	42-52	.808	34-104-138	4.1	98	58	35	44	405	11.9
2010	31-31	1031	153-335	.457	75-175	.429	28-33	.848	17-95-112	3.6	77	57	35	19	409	13.2
Career	**125-78**	**3333**	**446-1025**	**.435**	**257-658**	**.391**	**87-107**	**.813**	**95-292-387**	**3.1**	**263**	**197**	**103**	**105**	**1236**	**9.9**

24. JONELDA BUCK | 1,233 POINTS | 6-3 | CENTER | JAMESTOWN, TENN.

Year	GP-GS	MIN	FGM-FGA	FG %	3FGM-3FGA	3FG %	FTM-FTA	FT %	OR-DR-Total	Reb. Avg.	A	TO	B	S	Points	PPG
1996	30-30	805	192-315	.610	1-3	.333	60-80	.750	59-109-168	5.6	18	52	35	16	445	14.8
1997	30-30	834	176-325	.542	4-10	.400	38-55	.691	43-122-165	5.5	20	62	28	17	394	13.1
1998	30-22	647	82-209	.392	14-41	.341	38-45	.844	33-88-121	4.0	26	63	31	12	216	7.2
1999	28-27	462	73-144	.507	10-26	.385	12-15	.800	14-55-69	2.5	20	37	11	9	168	6.0
Career	**118-109**	**2748**	**523-993**	**.527**	**29-80**	**.363**	**148-195**	**.759**	**149-374-523**	**4.4**	**84**	**214**	**105**	**54**	**1223**	**10.4**

25. JALYNN GREGORY | 1,228 POINTS | 5-8 | GUARD | LAFAYETTE, TENN.

Year	GP-GS	MIN	FGM-FGA	FG %	3FGM-3FGA	3FG %	FTM-FTA	FT %	OR-DR-Total	Reb. Avg.	A	TO	B	S	Points	PPG
2022	34-34	1132	117-300	.390	71-192	.370	47-58	.810	29-82-111	3.3	53	46	2	47	352	10.4
2023	33-33	1183	134-346	.387	85-253	.336	89-103	.864	44-92-136	4.1	69	50	6	53	442	13.4
2024	35-35	1302	120-340	.353	94-263	.357	100-110	.909	14-99-113	3.2	98	52	6	58	434	12.4
Career	**102-102**	**3617**	**371-986**	**.376**	**250-708**	**.353**	**236-271**	**.871**	**87-273-360**	**3.5**	**220**	**148**	**14**	**158**	**1228**	**12.0**

26. ANASTASIA HAYES | 1,205 POINTS | 5-7 | GUARD | MURFREESBORO, TENN.

Year	GP-GS	MIN	FGM-FGA	FG %	3FGM-3FGA	3FG %	FTM-FTA	FT %	OR-DR-Total	Reb. Avg.	A	TO	B	S	Points	PPG
2020	29-29	1076	194-478	.406	16-68	.235	138-221	.624	36-137-173	6.0	127	123	3	54	542	18.7
2021	25-25	961	234-505	.463	26-107	.243	169-265	.638	34-102-136	5.4	128	99	7	69	663	26.5
Career	**54-54**	**2037**	**428-398**	**.435**	**42-175**	**.240**	**307-486**	**.632**	**70-239-309**	**5.7**	**255**	**222**	**10**	**123**	**1205**	**22.3**

27. ANNE MARIE LANNING | 1,183 POINTS | 5-11 | GUARD | MURFREESBORO, TENN.

Year	GP-GS	MIN	FGM-FGA	FG %	3FGM-3FGA	3FG %	FTM-FTA	FT %	OR-DR-Total	Reb. Avg.	A	TO	B	S	Points	PPG
2007-08	34-26	831	87-206	.422	48-115	.417	39-57	.684	35-45-80	2.4	57	33	9	41	261	7.7
2008-09	34-16	978	82-194	.423	58-145	.400	30-38	.789	37-64-101	3.0	90	64	6	38	252	7.4
2009-10	30-21	885	83-177	.469	64-137	.467	23-25	.920	26-44-70	2.3	94	50	2	24	253	8.4
2010-11	31-31	1200	129-299	.431	73-181	.403	86-101	.851	26-79-105	3.4	135	78	2	36	417	13.5
Career	**129-04**	**3894**	**381-876**	**.435**	**243-578**	**.420**	**178-221**	**.805**	**124-232-356**	**2.8**	**376**	**225**	**19**	**139**	**1183**	**9.2**

28. HOLLY HOOVER | 1,181 POINTS | 6-4 | CENTER | RINGGOLD, GA.

Year	GP-GS	MIN	FGM-FGA	FG %	3FGM-3FGA	3FG %	FTM-FTA	FT %	OR-DR-Total	Reb. Avg.	A	TO	B	S	Points	PPG
1982	25-25	615	109-220	.495			85-129	.659	202	8.1	7	57	57	26	303	12.1
1983	31-31	955	203-392	.518			140-200	.700	315	10.2	17	70	74	24	546	17.6
1984	28-26	764	124-306	.405			84-135	.622	233	8.3	17	77	42	27	332	11.9
Career	**84-82**	**2334**	**436-918**	**.475**			**309-464**	**.666**	**750**	**8.9**	**41**	**204**	**173**	**77**	**1181**	**14.1**

1,000 POINT CLUB

29. JOANNE ALUKA | 1,090 POINTS | 5-11 | FORWARD | AUGUSTA, GA.

Year	GP-GS	MIN	FGM-FGA	FG %	3FGM-3FGA	3FG %	FTM-FTA	FT %	OR-DR-Total	Reb. Avg.	A	TO	B	S	Points	PPG
1998	30-11	648	114-254	.449	0-0	.000	58-112	.518	83-96-179	6.0	22	63	8	22	286	9.5
2000	29-26	694	132-241	.548	0-1	.000	55-96	.573	81-103-184	6.3	28	69	3	26	319	11.0
2001	30-29	765	135-248	.544	0-1	.000	80-138	.580	84-111-195	6.5	24	78	4	31	350	11.7
2002	23-9	379	48-118	.407	1-2	.500	38-57	.667	36-50-86	3.7	21	29	5	9	135	5.9
Career	**112-75**	**2486**	**429-861**	**.498**	**1-4**	**.250**	**231-403**	**.573**	**284-360-644**	**5.8**	**95**	**239**	**20**	**88**	**1090**	**9.7**

30. OLIVIA JONES | 1,085 POINTS | 5-10 | FORWARD | MURFREESBORO, TENN.

Year	GP-GS	MIN	FGM-FGA	FG %	3FGM-3FGA	3FG %	FTM-FTA	FT %	OR-DR-Total	Reb. Avg.	A	TO	B	S	Points	PPG
2014	34-33	1096	102-303	.337	34-167	.204	49-84	.583	95-155-250	7.4	62	65	3	76	287	8.4
2015	34-33	1276	250-607	.412	75-243	.309	98-170	.576	95-180-275	8.1	68	82	5	100	673	19.8
2016	13-13	396	45-157	.287	9-62	.145	26-41	.634	20-60-80	6.2	28	37	0	27	125	9.6
Career	**81-79**	**2768**	**397-1067**	**.372**	**118-472**	**.250**	**173-295**	**.586**	**210-395-605**	**7.5**	**158**	**184**	**8**	**203**	**1085**	**7.7**

31. SAVANNAH WHEELER | 1,067 POINTS | 5-6 | GUARD | CATLETTSBURG, KY.

Year	GP-GS	MIN	FGM-FGA	FG %	3FGM-3FGA	3FG %	FTM-FTA	FT %	OR-DR-Total	Reb. Avg.	A	TO	B	S	Points	PPG
2023	30-30	938	137-319	.429	37-123	.301	142-162	.877	12-92-104	3.5	91	52	0	41	453	15.1
2024	35-35	1335	204-503	.406	59-159	.371	147-171	.860	11-143-154	4.4	176	85	4	46	614	17.5
Career	**65-65**	**2273**	**341-822**	**.415**	**96-282**	**.340**	**289-333**	**.868**	**23-235-258**	**4.0**	**267**	**137**	**4**	**87**	**1067**	**16.4**

32. CARLITA ELDER | 1,065 POINTS | 5-8 | GUARD | MURFREESBORO, TENN.

Year	GP-GS	MIN	FGM-FGA	FG %	3FGM-3FGA	3FG %	FTM-FTA	FT %	OR-DR-Total	Reb. Avg.	A	TO	B	S	Points	PPG
1996	29-11	606	89-184	.484	11-24	.458	64-92	.696	57-94-151	5.2	35	62	3	34	253	8.7
1997	27-21	655	97-241	.402	9-40	.225	52-88	.591	57-91-148	5.5	37	65	2	42	255	9.4
1998	30-9	642	94-231	.407	18-69	.261	85-121	.702	73-62-135	4.5	54	67	0	44	291	9.7
1999	27-24	608	86-198	.434	25-64	.391	69-96	.719	55-66-121	4.5	60	73	4	30	266	9.9
Career	**113-65**	**2511**	**366-854**	**.429**	**63-197**	**.320**	**270-397**	**.680**	**242-313-555**	**4.9**	**186**	**267**	**9**	**150**	**1065**	**9.4**

33. CHELSIA LYMON | 1,061 POINTS | 5-5 | GUARD | GEORGETOWN, KY.

Year	GP-GS	MIN	FGM-FGA	FG %	3FGM-3FGA	3FG %	FTM-FTA	FT %	OR-DR-Total	Reb. Avg.	A	TO	B	S	Points	PPG
2007	26-2	423	47-114	.412	33-76	.434	17-24	.708	10-16-26	1.0	34	30	0	38	144	5.5
2008	34-19	894	102-273	.374	55-156	.353	61-74	.824	33-62-95	2.8	69	66	3	72	320	9.4
2009	33-32	1085	105-273	.385	46-154	.299	56-70	.800	34-92-126	3.8	115	88	1	92	312	9.5
2010	31-31	977	95-246	.386	62-167	.371	33-50	.660	35-72-107	3.5	121	73	0	95	285	9.2
Career	**124-84**	**3379**	**349-906**	**.385**	**196-553**	**.354**	**167-218**	**.766**	**112-242-354**	**2.9**	**339**	**257**	**4**	**297**	**1061**	**8.6**

34. JESSICA BEATY | 1,056 POINTS | 6-0 | FORWARD | CROSSVILLE, TENN.

Year	GP-GS	MIN	FGM-FGA	FG %	3FGM-3FGA	3FG %	FTM-FTA	FT %	OR-DR-Total	Reb. Avg.	A	TO	B	S	Points	PPG
1994	16-5	276	24-79	.304	12-45	.267	31-34	.912	26-34-60	3.8	14	19	0	14	91	5.7
1995	28-28	796	114-283	.403	57-144	.396	93-121	.769	70-133-203	7.3	32	45	2	26	378	13.5
1996	17-17	460	68-160	.425	24-75	.320	55-78	.705	44-102-146	8.6	27	37	2	25	215	12.6
1997	30-30	982	108-309	.350	47-161	.292	109-140	.779	64-153-217	7.2	49	79	3	50	372	12.4
Career	**91-80**	**2514**	**314-831**	**.378**	**140-425**	**.329**	**288-373**	**.772**	**204-422-626**	**6.9**	**122**	**180**	**7**	**115**	**1056**	**11.6**

35. ANASTASIIA BOLDYREVA | 1,046 POINTS | 6-7 | CENTER | MOSCOW, RUSSIA

Year	GP-GS	MIN	FGM-FGA	FG %	3FGM-3FGA	3FG %	FTM-FTA	FT %	OR-DR-Total	Reb. Avg.	A	TO	B	S	Points	PPG
2022	35-35	618	123-237	.519	7-15	.467	42-62	.677	44-91-135	3.9	17	43	56	6	295	8.4
2023	33-30	499	102-178	.573	6-12	.500	34-56	.607	47-76-123	3.7	17	36	43	9	244	7.4
2024	35-35	1056	216-354	.610	16-35	.457	59-105	.562	97-199-296	8.5	30	74	101	24	507	14.5
Career	**103-100**	**2173**	**441-769**	**.573**	**29-62**	**.468**	**135-223**	**.605**	**188-366-554**	**5.4**	**64**	**153**	**200**	**39**	**1046**	**10.2**

36. JACKIE PICKEL | 1,022 POINTS | 5-10 | GUARD | CLEVELAND, TENN.

Year	GP-GS	MIN	FGM-FGA	FG %	3FGM-3FGA	3FG %	FTM-FTA	FT %	OR-DR-Total	Reb. Avg.	A	TO	B	S	Points	PPG
2007	34-0	339	55-175	.314	49-160	.306	3-8	.375	11-12-23	0.7	11	19	0	11	162	4.8
2008	34-0	423	50-167	.299	38-138	.275	3-9	.333	18-16-34	1.0	16	25	0	26	141	4.1
2009	34-34	1190	105-274	.383	78-207	.377	18-26	.692	28-49-77	2.3	83	54	5	59	306	9.0
2010	30-30	1071	156-394	.396	83-256	.324	18-23	.783	32-88-120	4.0	84	64	3	92	413	13.8
Career	**132-64**	**3023**	**366-1010**	**.362**	**248-761**	**.326**	**42-66**	**.636**	**89-165-254**	**1.9**	**194**	**162**	**8**	**188**	**1022**	**7.7**

SCORING RECORDS

TEAM RECORDS

MOST POINTS SCORED

Game	119	vs. North Texas	1/30/10
Season	2692	34 games	2006-07

CAREER RECORDS

POINTS SCORED

	Pts.	Name	Seasons
1.	2453	Ebony Rowe	2010-14
2.	2148	Kim Webb	1983-87
3.	2009	Priscilla Robinson	1991-94
4.	1971	Jamie Thomatis	1998-2002
5.	1946	Tawanya Mucker	1985-89
6.	1915	Chrissy Givens	2003-07
7.	1891	Patrice Holmes	2001-05
8.	1872	Alex Johnson	2015-19
9.	1834	Jennifer McFall	1981-85
10.	1756	Alysha Clark	2008-10
11.	1541	Courtney Whitson	2019-24
12.	1523	Krystle Horton	2003-07
13.	1497	Amber Holt	2006-08
14.	1464	Sharon McClannahan	1975-79
	1464	Stephanie Capley	1987-91
16.	1453	Ty Petty	2013-17
17.	1452	Sherry Tucker	1991-95
18.	1390	Kortni Jones	2009-13
19.	1360	Heather Prater	1992-96
20.	1335	Tia Stovall	2002-06
21.	1283	Icelyn Elie	2009-13
22.	1236	Kay Willbanks	1983-86
	1236	Brandi Brown	2006-10
24.	1228	Jalynn Gregory	2021-pres.
25.	1223	Jonelda Buck	1995-99

SCORING AVG. (MIN. 2 SEASONS)

	Avg.	Name	Seasons
1.	27.9	Alysha Clark	2009-10
2.	22.3	Anastasia Hayes	2019-21
3.	22.0	Amber Holt	2006-08
4.	18.7	Ebony Rowe	2010-14
5.	18.5	Kim Webb	1983-87
6.	18.3	Priscilla Robinson	1990-94
7.	17.7	Robin Hendrix	1980-82
8.	17.6	Jamie Thomatis	1998-02
9.	17.2	Tawanya Mucker	1985-89
10.	16.6	Alice Lawrence	1984-87

SINGLE SEASON RECORDS

POINTS SCORED

	Pts.	Name	Season
1.	935	Alysha Clark	2008-09
2.	930	Amber Holt	2007-08
3.	821	Alysha Clark	2009-10
4.	768	Chrissy Givens	2006-07
5.	734	Ebony Rowe	2013-14
6.	687	Alex Johnson	2016-17
7.	673	Olivia Jones	2014-15
8.	671	Tawanya Mucker	1987-88
9.	667	Chrissy Givens	2005-06
10.	663	Anastasia Hayes	2020-21
11.	650	Ebony Rowe	2012-13
12.	639	Jamie Thomatis	2000-01
13.	627	Ty Petty	2016-17
14.	620	Tawayna Mucker	1988-89
15.	614	Savannah Wheeler	2023-24
16.	610	Kim Webb	1986-87
17.	584	Brea Edwards	2015-16
18.	583	Sherry Tucker	1994-95
19.	579	Priscilla Robinson	1991-92
20.	571	Robin Hendrix	1980-81
21.	567	Amber Holt	2006-07
22.	563	Sharon McClannahan	1978-79
23.	556	Kortni Jones	2011-12
24.	550	Kim Webb	1985-86
25.	546	Holly Hoover	1982-83

SCORING AVG. (MIN. 15 GMS)

	Avg.	Name	Season
1.	28.3	Alysha Clark	2009-10
2.	27.5	Alysha Clark	2008-09
3.	27.4	Amber Holt	2007-08
4.	26.5	Anastasia Hayes	2020-21
5.	23.1	Tawanya Mucker	1987-88
6.	23.0	Tawanya Mucker	1988-89
7.	22.6	Kim Webb	1986-97
	22.6	Chrissy Givens	2006-07
9.	21.7	Sharon McClannahan	1978-79
10.	21.6	Ebony Rowe	2013-14

SINGLE GAME RECORDS

SCORING

	Pts.	Name	Game
1.	50	Alysha Clark	at Troy (2/11/09)
2	48	Alysha Clark	vs. UALR (3/9/10)
3.	47	Alysha Clark	vs. USA (2/21/10)
4.	45	Alysha Clark	vs. WKU (3/1/09)
5.	44	Amber Holt	at ULM(1/24/08)
	44	Alysha Clark	vs. WKU (3/8/10)
7.	42	Kim Webb	at EKU (2/21/87)
	42	Anastasia Hayes	at UAB (1/28/21)
8.	41	Tawanya Mucker	vs. AP (1/25/88)
	41	Tawanya Mucker	vs. MC (12/2/88)
	41	Amber Holt	vs. LSU (12/28/07)

ANNUAL LEADERS

SCORING AVG.

Year	Name	Avg.
1975-76	Sharon McClannahan	17.2
1976-77	Liz Hannah	15.9
1977-78	Liz Hannah	17.0
1978-79	Sharon McClannahan	21.7
1979-80	Ester Coleman	15.2
1980-81	Robin Hendrix	19.7
1981-82	Jennifer McFall	16.9
1982-83	Holly Hoover	17.6
1983-84	Kim Webb	15.3
1984-85	Kim Webb	18.1
1985-86	Kim Webb	18.3
1986-87	Kim Webb	22.6
1987-88	Tawanya Mucker	23.1
1988-89	Tawanya Mucker	23.0
1989-90	Stephanie Capley	15.1
1990-91	Priscilla Robinson	17.4
1991-92	Priscilla Robinson	20.7
1992-93	Priscilla Robinson	18.7
1993-94	Priscilla Robinson	16.3
1994-95	Sherry Tucker	20.8
1995-96	Jonelda Buck	14.8
1996-97	Jonelda Buck	13.1
1997-98	Bama Burrell	11.8
1998-99	Jamie Thomatis	13.9
1999-00	Jamie Thomatis	16.6
2000-01	Jamie Thomatis	21.3
2001-02	Jamie Thomatis	18.2
2002-03	Patrice Holmes	17.1
2003-04	Patrice Holmes	15.7
2004-05	Patrice Holmes	15.5
2005-06	Chrissy Givens	21.5
2006-07	Chrissy Givens	22.6
2007-08	Amber Holt	27.4
2008-09	Alysha Clark	27.5
2009-10	Alysha Clark	28.3
2010-11	Ebony Rowe	17.1
2011-12	Kortni Jones	16.8
2012-13	Ebony Rowe	19.7
2013-14	Ebony Rowe	21.6
2014-15	Olivia Jones	19.8
2015-16	Brea Edwards	17.7
2016-17	Alex Johnson	20.2
2017-18	Alex Johnson	13.5
2018-19	A'Queen Hayes	15.6
2019-20	Anastasia Hayes	18.7
2020-21	Anastasia Hayes	26.5
2021-22	Kseniya Malashka	13.6
2022-23	Kseniya Malashka/Savannah Wheeler	15.1
2023-24	Savannah Wheeler	17.5

Note: Must have played in at least 50% of season's games

FIELD GOAL RECORDS

TEAM RECORDS

MOST FIELD GOALS MADE

Game	54	vs. Maryville	12/6/76
Season	1040	30 games	1984-85

MOST FIELD GOALS ATTEMPTED

Game	98	vs. Maryville	12/6/76
Season	2204	34 games	2006-07

HIGHEST FIELD GOAL PERCENTAGE

Game	.667	vs. WKU	2/14/19
Season	.504	30 games	1984-85

CAREER RECORDS

FIELD GOALS MADE

	FGM	Name	Seasons
1.	944	Ebony Rowe	2010-14
2.	881	Kim Webb	1983-87
3.	780	Tawanya Mucker	1985-89
4.	768	Jennifer McFall	1981-85
5.	740	Chrissy Givens	2003-07
6.	733	Priscilla Robinson	1990-94
7.	725	Patrice Holmes	2001-05
8.	722	Jamie Thomatis	1998-02
9.	671	Alex Johnson	2015-19
10.	649	Alysha Clark	2008-10

FIELD GOALS ATTEMPTED

	FGA	Name	Seasons
1.	1724	Ebony Rowe	2010-14
2.	1622	Kim Webb	1983-87
3.	1601	Jennifer McFall	1981-85
4.	1576	Patrice Holmes	2001-05
5.	1524	Chrissy Givens	2003-07
6.	1477	Tawanya Mucker	1986-89
7.	1448	Courtney Whitson	2019-24
7.	1337	Priscilla Robinson	1990-94
8.	1310	Jamie Thomatis	1998-02
9.	1274	Sherry Tucker	1991-95
10.	1271	Alex Johnson	2015-19

FIELD GOAL PERCENTAGE

	FG%	Name	Seasons
1.	.611 (649-1063)	Alysha Clark	2009-10
2.	.573 (441-769)	A. Boldyreva	2021-pres.
3.	.551 (722-1310)	Jamie Thomatis	1999-2002
4.	.548 (733-1337)	Priscilla Robinson	1991-94
	.548 (944-1724)	Ebony Rowe	2011-14
6.	.543 (881-1622)	Kim Webb	1984-87
7.	.542 (631-1165)	Krystle Horton	2004-07
8.	.528 (780-1477)	Tawanya Mucker	1986-89
9.	.527 (523-993)	Jonelda Buck	1996-99
10.	.528 (671-1271)	Alex Johnson	2015-19

** minimum 400 made*

SINGLE SEASON RECORDS

FIELD GOALS MADE

	FGM	Name	Season
1.	352	Amber Holt	2007-08
2.	343	Alysha Clark	2008-09
3.	306	Alysha Clark	2009-10
4.	301	Chrissy Givens	2006-07
5.	266	Ebony Rowe	2013-14
6.	265	Tawanya Mucker	1987-88
7.	251	Alex Johnson	2016-17
8.	250	Olivia Jones	2014-15
9.	248	Ebony Rowe	2012-13
10.	246	Chrissy Givens	2005-06

FIELD GOALS ATTEMPTED

	FGA	Name	Season
1.	680	Amber Holt	2007-08
2.	607	Olivia Jones	2014-15
3.	589	Chrissy Givens	2006-07
4.	565	Alysha Clark	2008-09
5.	554	Chrissy Givens	2005-06
6.	505	Liz Hannah	1977-78
	505	Anastasia Hayes	2020-21
8.	503	Sherry Tucker	1994-95
	503	Savannah Wheeler	2023-24
10.	502	Kortni Jones	2012-13

FIELD GOAL PERCENTAGE

	FG%	Name	Season
1.	.626 (149-238)	Jamie Thomatis	1998-99
2.	.614 (306-498)	Alysha Clark	2009-10
3.	.610 (192-315)	Jonelda Buck	1995-96
	.610 (216-354)	A. Boldyreva	2023-24
5.	.607 (343-565)	Alysha Clark	2008-09
6.	.588 (157-267)	Cheyenne Parker	2014-15
7.	.584 (208-356)	Ebony Rowe	2010-11
8.	.579 (242-418)	Tawanya Mucker	1988-89
9.	.573 (102-178)	Anastasiia Boldyreva	2022-23
10.	.571 (234-410)	Kim Webb	1984-85

** - minimum 5.0 made/game*

SINGLE GAME RECORDS

FIELD GOALS MADE

	FGM	Name	Game
1.	22	Alysha Clark	vs. USA (2/21/10)
2.	20	Tawanya Mucker	vs. MC (12/2/88)
	20	Alysha Clark	at Troy (2/11/09)
4.	18	Kim Webb	at EKU (2/21/87)
	18	Tawanya Mucker	vs. AP (1/25/88)
	18	Alysha Clark	at AP (11/21/09)
7.	17	Alysha Clark	vs. WKU (3/1/09)
	17	Sharon McClanahan	vs. VU (12/11/78)
	17	Tawanya Mucker	at GSU (11/27/87)

FIELD GOALS ATTEMPTED

	FGA	Name	Game
1.	33	Amber Holt	at WKU (1/3/08)
	33	Liz Hannah	vs. WKU (2/26/77)
3.	32	Alysha Clark	vs. USA (2/21/10)
4.	31	Olivia Jones	vs. UTEP (1/31/15)
5.	30	Liz Hannah	at TTU (1/10/77)
	30	KeKe Stewart	vs. UNT (1/8/14)
7.	29	Kim Webb	at EKU (2/21/87)
	29	Tawanya Mucker	vs. AP (1/25/88)
	29	Chrissy Givens	vs. ULL (3/4/06)
	29	Chrissy Givens	at Troy (2/22/07)

FIELD GOAL PERCENTAGE

	FG%	Name	Game
1.	13-13	Ebony Rowe	vs. ASU (1/18/12)
2.	12-12	Kristi Brown	vs. TTU (2/15/92)
3.	10-10	Jonelda Buck	vs. UTC (1/2/96)
4.	14-15	Stephanie Capley	vs. TSU(2/20/88)
	14-15	Jonelda Buck	vs. GSU(12/15/95)
6.	13-14	Jamie Thomatis	vs. TSU(2/23/99)
7.	11-12	Cassandra Howard	vs. VU (12/6/80)
	11-12	Alysha Clark	at FIU (2/24/10)
8.	10-11	Robin Hendrx	at AP (1/15/81)
	10-11	Priscilla Robinson	at UTM (1/3/94)
	10-11	Chrissy Givens	at UAB (12/19/05)

** minimum 10 attempts*

ANNUAL LEADERS

FIELD GOAL PERCENTAGE

Year	Name	FGM-FGA	FG Pct.
1976	Sharon McClannahan	134-270	.496
1977	Sharon McClannahan	140-262	.534
1978	Patrice Amos	166-318	.522
1979	Ileana Portik	154-312	.494
1980	Ileana Portik	191-360	.531
1981	Cassandra Howard	176-356	.494
1982	Jennifer McFall	181-383	.473
1983	Holly Hoover	203-392	.518
1984	Kim Webb	174-338	.515
1985	Kim Webb	234-410	.571
1986	Kim Webb	228-401	.569
1987	Alice Lawrence	156-295	.529
1988	Lianne Beck	153-284	.539
1989	Tawanya Mucker	242-418	.579
1990	Stephanie Capley	162-351	.462
1991	Priscilla Robinson	178-317	.562
1992	Priscilla Robinson	210-383	.548
1993	Priscilla Robinson	177-329	.538
1994	Priscilla Robinson	168-308	.545
1995	Sherry Tucker	221-503	.439
1996	Jonelda Buck	192-315	.610
1997^	Jonelda Buck	176-325	.542
1998^	Bama Burrell	143-286	.500
1999	Jamie Thomatis	149-238	.626
2000	Jamie Thomatis	162-299	.542
2001	Jamie Thomatis	222-417	.532
2002	Jamie Thomatis	189-356	.531
2003	Patrice Holmes	194-413	.470
2004	Krystle Horton	200-355	.563
2005	Tia Stovall	173-333	.520
2006	Chrissy Givens	246-554	.444
2007	Chrissy Givens	301-589	.511
2008	Amber Holt	352-680	.518
2009	Alysha Clark	343-565	.607
2010	Alysha Clark	306-498	.614
2011	Ebony Rowe	208-356	.584
2012	Ebony Rowe	222-407	.545
2013	Ebony Rowe	246-461	.538
2014	Ebony Rowe	266-500	.532
2015	Cheyenne Parker	157-267	.588
2016	Alex Johnson	152-291	.522
2017	Alex Johnson	251-467	.532
2018	Alex Johnson^	87-187	.465
2019	Alex Johnson	181-326	.555
2020	Anastasia Hayes	194-478	.406
2021	Anastasia Hayes	234-505	.463
2022	Anastasiia Boldyreva	123-237	.519
2023	Anastasiia Boldyreva	102-178	.573
2024	Anastasiia Boldyreva	216-354	.610

** - minimum of 5.0 made/game*

^ - season in which no player reached minimum

3-POINT FIELD GOAL RECORDS

TEAM RECORDS

MOST 3-POINT FIELD GOALS MADE

Game	20	vs. North Texas	1/30/10
Season	337	35 games	2021-22

MOST 3-POINT FIELD GOALS ATTEMPTED

Game	54	at UTSA	2/4/23
Season	1014	35 games	2021-22

HIGHEST 3-POINT FIELD GOAL PERCENTAGE

Season	.471	27 games	1986-87

CAREER RECORDS

3-POINT FIELD GOALS MADE

	3FG	Name	Seasons
1.	300	Courtney Whitson	2019-24
2.	259	Kortni Jones	2009-13
3.	257	Brandi Brown	2006-10
4.	250	Jalynn Gregory	2021-pres.
5.	248	Jackie Pickel	2006-10
6.	243	Anne Marie Lanning	2007-11
7.	224	Heather Prater	1992-96
8.	206	Kristi Brown	1989-93
9.	196	Chelsia Lymon	2006-10
10.	183	Abbey Sissom	2014-18

3-POINT FIELD GOALS ATTEMPTED

	3FGA	Name	Seasons
1.	929	Courtney Whitson	2019-24
2.	767	Kortni Jones	2009-13
3.	761	Jackie Pickel	2006-10
4	708	Jalynn Gregory	2021-pres.
5.	658	Brandi Brown	2006-10
6.	579	Kristi Brown	1989-93
7.	578	Anne Marie Lanning	2007-11
8.	576	Patrice Holmes	2001-05
9.	553	Chelsia Lymon	2006-10
10.	525	Sherry Tucker	1991-95

3-POINT FIELD GOAL PERCENTAGE

	3FG%	Name	Seasons
1.	.446 (224-502)	Heather Prater	1993-96
2.	.420 (243-578)	Anne Marie Lanning	2008-11
3.	.407 (166-408)	Sandy Brown	1988-89
4.	.391 (257-658)	Brandi Brown	2007-10
5.	.385 (156-405)	Brea Edwards	2014-16
6.	.356 (206-579)	Kristi Brown	1990-93
7.	.355 (183-515)	Abbey Sissom	2014-18
8.	.354 (196-553)	Chelsia Lymon	2007-10
9	.353 (250-708)	Jalynn Gregory	2021-pres.
10.	.347 (182-525)	Sherry Tucker	1992-95

** minimum 140 made*

SINGLE SEASON RECORDS

3-POINT FIELD GOALS MADE

	3FG	Name	Season
1.	115	Kortni Jones	2011-12
2.	98	Brea Edwards	2015-16
3.	94	Jalynn Gregory	2023-24
4.	90	Dor Saar	2021-22
5.	89	Jalynn Gregory	2022-23
6.	86	Kortni Jones	2012-13
7.	85	Ty Petty	2016-17
8.	84	Sandy Brown	1987-88
9.	83	Jackie Pickel	2009-10
10.	82	Sandy Brown	1988-89

3-POINT FIELD GOALS ATTEMPTED

	3FGA	Name	Season
1.	329	Kortni Jones	2011-12
2.	269	Dor Saar	2021-22
3.	267	Kortni Jones	2012-13
4.	263	Jalynn Gregory	2023-24
5.	256	Jackie Pickel	2009-10
6.	253	Jalynn Gregory	2022-23
7.	243	Olivia Jones	2014-15
8.	241	Courtney Whitson	2023-24
9.	239	Brea Edwards	2015-16
10.	236	Courtney Whitson	2021-22

3-POINT FIELD GOAL PERCENTAGE

	3FG%	Name	Season
1.	.520 (53-102)	Janet Ross	1986-87
2.	.511 (69-135)	Heather Prater	1994-95
3.	.467 (64-137)	Anne Marie Lanning	2009-10
4.	.462 (84-182)	Sandy Brown	1987-88
5.	.429 (75-175)	Brandi Brown	2009-10
6.	.410 (98-239)	Brea Edwards	2015-16
7.	.409 (79-193)	Brandi Brown	2008-09
8.	.407 (66-162)	Johnna Abney	2005-06
9.	.403 (71-176)	Kristi Brown	1989-90
	.403 (58-144)	Johnna Abney	2006-07
	.403 (73-181)	Anne Marie Lanning	2010-11

** - minimum 1.5 made/game*

SINGLE GAME RECORDS

3-POINT FIELD GOALS MADE

	3FG	Name	Game
1.	11	Keke Stewart	vs. UNT (1/8/14)
2.	9	Kristi Brown	vs. Morehead St. (2/12/90)
3.	8	Janet Ross	vs. TTU (2/2/87)
	8	Kristi Brown	vs. TTU (2/15/92)
	8	Heather Prater	at UTC (2/6/95)
	8	Anne Marie Lanning	at ULL (12/9/09)
	8	Kortni Jones	vs. ULM (2/23/13)
	8	Kortni Jones	at Troy (2/28/13)
	8	Abbey Sissom	vs. UAB (2/26/17)
	8	Anna Jones	at UTEP (1/13/18)
	8	Jalynn Gregory	at JSU (1/24/24)

3-POINT FIELD GOALS ATTEMPTED

	3FGA	Name	Game
1.	26	KeKe Stewart	vs. UNT (1/8/14)
2.	21	Kortni Jones	at UNT (1/24/13)
3.	20	Jalynn Gregory	at UNT (1/7/23)
	20	Jalynn Gregory	vs. Prin. (11/12/23)
5.	19	Dor Saar	at Troy (12/11/21)
	19	Jalynn Gregory	at Memphis (12/10/22)
7.	18	Kortni Jones	at Troy(2/28/13)
8.	17	Sandy Brown	at Kentucky (2/25/88)
	17	Kristi Brown	vs. ULM (2/23/13)
	17	Courtney Whitson	at UTEP (3/13/24)

FIELD GOAL PERCENTAGE (MIN. 6 ATT.)

	3FG%	Name	Game
1.	8-8	Kristi Brown	vs. TTU (2/15/92)
2.	6-6	Taylor Sutton	at Furman (11/11/18)
3.	8-9	Heather Prater	at UTC (2/6/95)
	8-9	Abbey Sissom	vs. UAB (2/26/17)
5.	7-8	Sandy Brown	vs. Clemson (12/3/88)
6.	6-7	Sherry Tucker	vs. AP (2/20/95)
	6-7	Courtney Whitson	vs. FAMU (11/9/23)
8.	5-6	Janet Ross	vs. Morehead St. (2/16/87)
	5-6	Kelly Chastain	at SEMO (2/8/00)
	5-6	Heather Prater	vs. EKU(1/21/95)
	5-6	Heather Prater	at GSU (12/16/95)

ANNUAL LEADERS

3-POINT FIELD GOALS MADE

Year	Name	FGM
1986-87	Janet Ross	53
1987-88	Sandy Brown	84
1988-89	Sandy Brown	82
1989-90	Kristi Brown	71
1990-91	Kristi Brown	60
1991-92	Kristi Brown	53
1992-93	Heather Prater	46
1993-94	Heather Prater	58
1994-95	Sherry Tucker	71
199596	Heather Prater	51
1996-97	Jessica Beaty	47
1997-98	Kelly Chastain	40
1998-99	Erica Lufkin	31
1999-00	Erica Lufkin	48
2000-01	Paula Penttila	42
2001-02	Jamie Thomatis	30
2002-03	Patrice Holmes	35
2003-04	Patrice Holmes	57
2004-05	Patrice Holmes	62
2005-06	Johnna Abney	66
2006-07	Brandi Brown	62
2007-08	Chelsia Lymon	55
2008-09	Brandi Brown	79
2009-10	Jackie Pickel	83
2010-11	Anne Marie Lanning	73
2011-12	Kortni Jones	115
2012-13	Kortni Jones	86
2013-14	KeKe Stewart	52
2014-15	Olivia Jones	75
2015-16	Brea Edwards	98
2016-17	Ty Petty	82
2017-18	Jess Louro	67
2018-19	Taylor Sutton	65
2019-20	Taylor Sutton	75
2020-21	Courtney Whitson	56
2021-22	Dor Saar	90
2022-23	Jalynn Gregory	85
2023-24	Jalynn Gregory	94

3-POINT FIELD GOALS PERCENTAGE

Year	Name	FGM-FGA	FG Pct.
1986-87	Janet Ross	53-102	.520
1987-88	Sandy Brown	84-182	.462
1988-89	Christy Scruggs	46-125	.368
1989-90	Kristi Brown	71-176	.403
1990-91	Kristi Brown	60-167	.359
199192	Kristi Brown	53-144	.368
1992-93	Heather Prater	46-90	.511
1993-94	Heather Prater	58-146	.397
1994-95	Heather Prater	69-135	.511
1995-96	Heather Prater	51-131	.389
1996-97	Jessica Beaty	47-161	.292
1997-98^	Kelly Chastain	40-109	.367
1998-99^	Erica Lufkin	31-82	.378
1999-00	Erica Lufkin	48-136	.353
2000-01^	Paula Penttila	42-113	.372
2001-02^	Jamie Thomatis	30-87	.345
2002-03^	Patrice Holmes	35-136	.257
2003-04	Patrice Holmes	57-172	.331
2004-05	Patrice Holmes	62-183	.339
2005-06	Johnna Abney	66-162	.407
2006-07	Johnna Abney	58-144	.403
2007-08	Chelsia Lymon	55-156	.353
2008-09	Brandi Brown	79-193	.409
2009-10	Anne Marie Lanning	64-137	.467
2010-11	Anne Marie Lanning	73-181	.403
2011-12	Kortni Jones	115-329	.350
2012-13	Kortni Jones	86-267	.322
2013-14	KeKe Stewart	52-150	.347
2014-15	Olivia Jones	75-243	.309
2015-16	Brea Edwards	98-239	.410
2016-17	Abbey Sissom	72-179	.402
2017-18	Abbey Sissom	53-156	.339
2018-19	Taylor Sutton	65-170	.382
2019-20	Taylor Sutton	75-227	.330
2020-21	Courtney Whitson	56-155	.361
2021-22	Jalynn Gregory	71-192	.370
2022-23	Jalynn Gregory	85-253	.336
2023-24	Savannah Wheeler	59-159	.371

** - minimum of 1.5 made/game*
^ - season in which no player reached minimum

FREE THROW RECORDS

TEAM RECORDS

MOST FREE THROWS MADE

Game	37	vs. UT-Martin	1/5/95
Season	519	33 games	2022-23

MOST FREE THROWS ATTEMPTED

Game	54	at Tennessee State	1/16/82
Season	826	34 games	2013-14

HIGHEST FREE THROW PERCENTAGE

Game	1.000	at Georgia	12/6/92
	1.000	vs. SEMO	2/14/94
Season	.785	33 games	2022-23

CAREER RECORDS

FREE THROWS MADE

	FTM	Name	Seasons
1.	558	Ebony Rowe	2010-14
2.	518	Priscilla Robinson	1990-94
3.	472	Alex Johnson	2015-19
4.	450	Jamie Thomatis	1998-02
5.	429	Alysha Clark	2008-10
6.	386	Tawanya Mucker	1985-89
7.	383	Kim Webb	1983-87
8.	362	Chrissy Givens	2003-07
9.	346	Amber Holt	2006-08
10.	309	Holly Hoover	1981-84

FREE THROWS ATTEMPTED

	FTA	Name	Seasons
1.	920	Ebony Rowe	2010-14
2.	678	Priscilla Robinson	1990-94
3.	620	Alex Johnson	2015-19
4.	587	Tawanya Mucker	1985-89
5.	556	Jamie Thomatis	1998-02
6.	547	Alysha Clark	2008-10
7.	520	Kim Webb	1983-87
8.	488	Chrissy Givens	2003-07
9.	486	Anastasia Hayes	2020-21
10.	479	Tia Stovall	2002-06

FREE THROW PERCENTAGE

	FT%	Name	Seasons
1.	.868 (289-333)	Savannah Wheeler	2022-24
2.	.809 (450-556)	Jamie Thomatis	1999-02
3.	.803 (278-346)	Heather Prater	1993-96
4.	.790 (264-334)	Patrice Holmes	2002-05
5.	.784 (429-547)	Alysha Clark	2009-10
6.	.782 (276-353)	Ty Petty	2013-17
7.	.781 (346-443)	Amber Holt	2007-08
8.	.772 (288-373)	Jessica Beaty	1994-97
9.	.764 (518-678)	Priscilla Robinson	1991-94
10.	.761 (472-620)	Alex Johnson	2015-19

** minimum 250 made*

SINGLE SEASON RECORDS

FREE THROWS MADE

	FTM	Name	Season
1.	237	Alysha Clark	2008-09
2.	206	Amber Holt	2007-08
3.	195	Ebony Rowe	2013-14
4.	192	Alysha Clark	2009-10
5.	181	Alex Johnson	2016-17
6.	169	Anastasia Hayes	2020-21
7.	161	Jamie Thomatis	2000-01
8.	157	Robin Hendrix	1980-81
9.	156	Brea Edwards	2015-16
10.	154	Ebony Rowe	2012-13

FREE THROWS ATTEMPTED

	FTA	Name	Season
1.	300	Alysha Clark	2008-09
2.	291	Ebony Rowe	2013-14
3.	265	Anastasia Hayes	2020-21
4.	261	Amber Holt	2007-08
5.	247	Alysha Clark	2009-10
6.	224	Ebony Rowe	2012-13
	224	Alex Johnson	2016-17
8.	221	Anastasia Hayes	2019-20
9.	220	Robin Hendrix	1980-81
10.	207	Priscilla Robinson	1991-92

FREE THROW PERCENTAGE

	FT%	Name	Season
1.	.909 (100-110)	Jalynn Gregory	2023-24
2.	.877 (142-162)	Savannah Wheeler	2022-23
3.	.875 (91-104)	Heather Prater	1995-96
4.	.867 (91-105)	Heather Prater	1994-95
	.867 (156-180)	Brea Edwards	2015-16
6.	.865 (141-163)	Ty Petty	2016-17
7.	.864 (89-103)	Jalynn Gregory	2022-23
8.	.851 (86-101)	Anne Marie Lanning	2010-11
9.	.844 (119-141)	Jamie Thomatis	2001-02
10.	.841 (90-107)	Stephanie Capley	1990-91

** - minimum 2.5 made/game*

SINGLE GAME RECORDS

FREE THROWS MADE

	FTM	Name	Game
1.	16	Amber Holt	at FAU (2/23/08)
	16	Alysha Clark	vs. USA (3/9/09)
	16	Alysha Clark	vs. UALR (3/9/10)
4.	15	Robin Hendrix	at TSU (1/16/82)
	15	Jamie Thomatis	vs. UNT (1/19/02)
	15	Amber Holt	vs. UALR (3/10/0)
	15	Anastasia Hayes	vs. WKU (2/29/20)
8.	14	Tawanya Mucker	vs. WKU (2/7/89)
	14	Alysha Clark	at OU (11/19/08)
	14	Ebony Rowe	at FAU (2/15/14)

FREE THROWS ATTEMPTED

	FTA	Name	Game
1.	22	Robin Hendrix	at TSU (1/16/82)
	22	Amber Holt	at FAU (2/23/08)
3.	19	Carlita Elder	at UNLV (12/6/97)
	19	Anastasia Hayes	vs. WKU (2/29/20)
5.	18	Sharon McClannahan	at UTC (12/2/78)
	18	Jamie Thomatis	vs. UNT (1/19/02)
	18	Amber Holt	vs. UALR (3/10/08)
	18	Alysha Clark	vs. USA (3/9/09)
	18	Alysha Clark	vs. WKU (12/20/09)
	18	Alysha Clark	vs. UALR (3/9/10)
	18	Ebony Rowe	at FAU (2/15/14)
	18	Anastasia Hayes	vs. Lipscomb (12/20/20)

FREE THROW PERCENTAGE

	FT%	Name	Game
1.	14-14	Tawanya Mucker	vs. WKU (2/7/89)
2.	13-13	Kim Webb	vs. Vanderbilt (1/17/84)
3.	12-12	Sherry Smith	vs. JSU (12/28/80)
	12-12	Chrissy Givens	vs. WKU (3/7/06)
	12-12	Ty Petty	vs. Wake Forest (3/19/17)
6.	10-10	Trena Smiley	vs. TSU(12/08/80)
	10-10	Stephanie Capley	vs. UTC (1/09/91)
	10-10	Priscilla Robinson	vs. TTU (3/5/91)
	10-10	Heather Prater	vs. EKU (2/17/96)
	10-10	Amber Holt	vs. WCU (3/19/08)
	10-10	Ebony Rowe	at Tulane (3/5/14)
	10-10	Ty Petty	at UAB (1/1/17)
	10-10	Savannah Wheeler	vs. MSU (11/26/22)
	10-10	Savannah Wheeler	vs. TTU (12/1/22)
	10-10	Savannah Wheeler	at Rice (1/11/23)
	10-10	Jalynn Gregory	vs. Memphis (11/6/23)

ANNUAL LEADERS

FREE THROW PERCENTAGE

Year	Name	FGM-FGA	FG Pct.
1976	Sharon McClannahan	58-89	.652
1977^	Karen Carter	45-60	.750
1978	Patrice Amos	82-149	.550
1979	Sharon McClannahan	119-191	.623
1980	Ester Coleman	91-123	.740
1981	Ester Coleman	71-95	.747
1982	Holly Hoover	85-129	.659
1983	Eva Lemeh	81-104	.779
1984	Kim Webb	97-127	.764
1985	Kim Webb	75-103	.728
1986	Kim Webb	94-123	.764
1987	Kim Webb	117-167	.701
1988	Tawanya Mucker	141-201	.701
1989	Tawanya Mucker	136-205	.663
1990	Stephanie Capley	87-111	.784
1991	Stephanie Capley	90-107	.841
1992	Priscilla Robinson	153-207	.739
1993	Priscilla Robinson	123-155	.794
1994	Priscilla Robinson	110-142	.775
1995	Heather Prater	91-105	.867
1996	Heather Prater	91-104	.875
1997	Jessica Beaty	109-140	.779
1998	Carlita Elder	85-121	.702
1999	Jamie Thomatis	92-117	.786
2000	Jamie Thomatis	78-102	.765
2001	Jamie Thomatis	161-196	.821
2002	Jamie Thomatis	119-141	.844
2003	Patrice Holmes	89-113	.788
2004	Tia Stovall	115-163	.706
2005	Tia Stovall	89-154	.578
2006	Chrissy Givens	129-182	.709
2007^	Amber Holt	140-182	.769
2008	Amber Holt	206-261	.789
2009	Alysha Clark	237-300	.790
2010	Alysha Clark	192-247	.777
2011	Anne Marie Lanning	86-101	.851
2012	Icelyn Elie	94-124	.758
2013	Kortni Jones	88-112	.786
2014	Ebony Rowe	195-291	.670
2015	Cheyenne Parker	94-139	.676
2016	Brea Edwards	156-180	.867
2017	Ty Petty	139-161	.863
2018	Abbey Sissom	76-97	.784
2019	Alex Johnson	116-153	.758
2020	Anastasia Hayes	138-221	.624
2021	Aislynn Hayes	71-105	.676
2022	Dor Saar	48-57	.842
2023	Savannah Wheeler	142-162	.877
2024	Jalynn Gregory	100-110	.909

** - minimum of 2.5 made/game*

^ - season in which no player reached minimum

REBOUNDING RECORDS

TEAM RECORDS

MOST REBOUNDS

Game	69	vs. UT-Chattanooga	12/18/76
	69	at Union (Tenn.)	1/9/78
Season	1408	34 games	2013-14

CAREER RECORDS

REBOUNDS

	Reb.	Name	Seasons
1.	1410	Ebony Rowe	2010-14
2.	1086	Courtney Whitson	2019-24
3.	992	Jennifer McFall	1981-85
4.	908	Priscilla Robinson	1990-94
5.	887	Tawanya Mucker	1985-89
6.	770	Stephanie Capley	1987-91
7.	750	Holly Hoover	1981-84
	750	Patrice Holmes	2001-05
9.	749	Sharon McClannahan	1975-79
10.	746	Krystle Horton	2003-07
11.	700	Icelyn Elie	2009-13
12.	692	Kim Webb	1983-87
	692	Chrissy Givens	2003-07
14.	687	Kay Willbanks	1983-86
15.	686	Jamie Thomatis	1988-02
16.	671	Alysha Clark	2008-10
17.	666	Tia Stovall	2002-06
18.	644	Joanne Aluka	1997-98, 1999-02
19.	633	Cindy Lindley/Allen	1981-84, 85-86
20.	626	Jessica Beaty	1993-97
21.	620	Robin Hendrix	1980-82
22.	605	Olivia Jones	2013-16
23.	593	Keisha McClinic	2000-04
24.	579	Sherry Tucker	1991-95
25.	554	Anastasiia Boldyreva	2021-pres.

REBOUNDS PER GAME

	Avg.	Name	Seasons
1.	13.8	Robin Hendrix	1980-82
2.	10.8	Ebony Rowe	2010-14
3.	10.7	Alysha Clark	2008-10
4.	10.1	Patrice Amos	1976-78
5.	8.9	Holly Hoover	1981-84
6.	8.6	Jennifer McFall	1982-85
7.	8.3	Priscilla Robinson	1990-94
8.	7.8	Ester Coleman	1979-81
	7.8	Tawanya Mucker	1985-89
10.	7.7	Sharon McClannahan	1975-79
	7.7	Pippa Gipson	1989-90

** - must have played at least two seasons*

SINGLE SEASON RECORDS

REBOUNDS

	Reb.	Name	Season
1.	448	Robin Hendrix	1980-81
2.	396	Ebony Rowe	2013-14
3.	368	Ebony Rowe	2012-13
4.	355	Patrice Amos	1977-78
5.	339	Charity Savage	2018-19
6.	337	Alysha Clark	2009-10
7.	334	Alysha Clark	2008-09
8.	333	Ebony Rowe	2011-12
9.	328	Jennifer McFall	1984-85
10.	326	Charity Savage	2019-20
11.	315	Holly Hoover	1982-83
12.	313	Ebony Rowe	2010-11
13.	296	Anastasiia Boldyreva	2023-24
14.	286	Pippa Gipson	1989-90
15.	275	Olivia Jones	2014-15
16.	274	Amber Holt	2007-08
17.	270	Brea Edwards	2015-16
18.	268	Tawanya Mucker	1987-88
19.	267	Sherry McKinney	1977-78
20.	264	A'Queen Hayes	2018-19
21.	263	Icelyn Elie	2011-12
22.	255	Courtney Whitson	2021-22
23.	250	Olivia Jones	2013-14
24.	243	Priscilla Robinson	1991-92
	243	Cheyenne Parker	2014-15
	243	Courtney Whitson	2022-23

REBOUNDS PER GAME

	Avg.	Name	Season
1.	15.4	Robin Hendrix	1980-81
2.	12.7	Patrice Amos	1977-78
3.	11.6	Alysha Clark	2009-10
	11.6	Ebony Rowe	2013-14
5.	11.2	Ebony Rowe	2012-13
6.	11.3	Charity Savage	2019-20
7.	11.0	Cheyenne Parker	2014-15
8.	10.9	Jennifer McFall	1984-85
9.	10.8	Robin Hendrix	1981-82
10.	10.2	Sharon McClannahan	1975-76
	10.2	Holly Hoover	1982-83
	10.2	Pippa Gipson	1989-90

** - must have played in at least 50 percent of season's games*

SINGLE GAME RECORDS

REBOUNDS

	Reb.	Name	Game
1.	27	Robin Hendrix	vs. TSU (12/8/80)
2.	25	Robin Hendrix	at WKU (1/22/81)
	25	Jennifer McFall	vs. UTM (2/14/85)
	25	Charity Savage	vs. UNT (3/5/20)
5.	22	Charity Savage	vs. TCU (12/29/19)
6.	21	Patrice Amos	at TTU (3/2/77)
	21	Patrice Amos	at Union (1/9/78)
	21	Patrice Amos	vs. AP (1/21/78)
	21	Priscilla Robinson	at ASU (12/1/90)
	21	Ebony Rowe	vs. UNT (1/5/11)
11.	20	Sharon McClanahan	at UTC (1/17/76)
	20	Sharon McClanahan	at Union(2/28/76)
	20	Robin Hendrix	at EKU (1/31/81)
	20	Robin Hendrix	at UTC (2/2/81)
	20	Holly Hoover	vs. TSU (11/26/82)
	20	Holly Hoover	vs. Vanderbilt (2/16/84)
	20	Jennifer McFall	vs. UTC (1/16/85)
	20	Alysha Clark	at LSU (11/18/09)
	20	Brea Edwards	vs. Temple (3/29/15)

ANNUAL LEADERS

REBOUNDS PER GAME

Year	Name	Avg.
1975-76	Sharon McClannahan	10.2
1976-77	Patrice Amos	7.0
1977-78	Patrice Amos	12.7
1978-79	Sharon McClannahan	9.1
1979-80	Ester Coleman	7.8
1980-81	Robin Hendrix	15.4
1981-82	Robin Hendrix	10.8
1982-83	Holly Hoover	10.2
1983-84	Holly Hoover	8.3
1984-85	Jennifer McFall	10.9
1985-86	Kay Willbanks	7.0
1986-87	Tawanya Mucker	7.9
1987-88	Tawanya Mucker	9.2
1988-89	Tawanya Mucker	8.9
1989-90	Pippa Gipson	10.2
1990-91	Priscilla Robinson	8.1
1991-92	Priscilla Robinson	8.7
1992-93	Priscilla Robinson	7.7
1993-94	Priscilla Robinson	8.5
1994-95	Sherry Tucker	8.0
1995-96	Jessica Beaty	8.6
1996-97	Jessica Beaty	7.2
1997-98	Bama Burrell	6.1
1998-99	Bama Burrell	5.0
1999-00	Joanne Aluka	6.3
2000-01	Jamie Thomatis	7.5
2001-02	Patrice Holmes, Jamie Thomatis	6.1
2002-03	Patrice Holmes	7.4
2003-04	Patrice Holmes	6.0
2004-05	Tia Stovall	5.7
2005-06	Chrissy Givens	7.0
2006-07	Amber Holt, Krystle Horton	6.3
2007-08	Amber Holt	8.1
2008-09	Alysha Clark	9.8
2009-10	Alysha Clark	11.6
2010-11	Ebony Rowe	10.1
2011-12	Ebony Rowe	10.1
2012-13	Ebony Rowe	11.2
2013-14	Ebony Rowe	11.6
2014-15	Cheyenne Parker	11.0
2015-16	Brea Edwards	8.2
2016-17	Gabby Lyon	5.5
2017-18	Jess Louro	6.2
2018-19	A'Queen Hayes	7.8
2019-20	Charity Savage	11.3
2020-21	Courtney Whitson	7.7
2021-22	Courtney Whitson	7.3
2022-23	Courtney Whitson	7.8
2023-24	Anastasiia Boldyreva	8.5

** - must have played in at least 50.0 % of games*

ASSISTS RECORDS

TEAM RECORDS

MOST ASSISTS

Game	37	vs. Kentucky 11/17/78
Season	577	30 games..... 1984-85

CAREER RECORDS

ASSISTS

	Ast.	Name	Seasons
1.	605	Heather Prater	1992-96
2.	540	Ty Petty	2013-17
3.	483	Kortni Jones	2009-13
4.	457	Patrice Holmes	2001-05
5.	436	Chrissy Givens	2003-07
6.	428	Cortney Neeley	1995-99
7.	416	Shanice Cason	2011-15
8.	403	Sherry Smith	1979-83
9.	399	Kim Webb	1983-87
10.	394	Jessica McClure	1998-02

SINGLE SEASON RECORDS

ASSISTS

	Ast.	Name	Season
1.	195	Ty Petty	2015-16
2.	186	Ty Petty	2016-17
3.	185	Heather Prater	1994-95
4.	176	Savannah Wheeler	2023-24
5.	159	Kortni Jones	2010-11
6.	154	Chrissy Givens	2006-07
7.	153	Jessica McClure	1999-00
	153	Kortni Jones	2011-12
9.	150	Chrissy Givens	2005-06
10.	149	Ty Petty	2014-15

SINGLE GAME RECORDS

ASSISTS

	Ast.	Name	Game
1.	16	Kortni Jones	vs. Troy (1/25/12)
2.	14	Jennifer McFall	vs. UTC (1/16/86)
	14	Chelsea Lymon	vs. USA (3/21/10)
4.	13	Jan Zitney	at Union (2/28/76)
	13	Jan Zitney	vs. Memphis (3/4/76)
	13	Sherry Smith	vs. UCM (12/15/79)
	13	Ty Petty	vs. Rice (3/10/16)
8.	12	Jan Zitney	vs. UTM (3/4/76)
	12	Sherry Smith	vs. Ole Miss (12/13/79)
	12	Lianne Beck	vs. Morehead St. (2/15/88)
	12	Christy Scruggs	vs. AP (2/13/89)
	12	Ty Petty	vs. UAB (2/26/17)

ANNUAL LEADERS

ASSISTS LEADERS

Year	Name	Avg.
1975-76	Jan Zitney	106
1976-77	Jan Zitney	125
1977-78	Jan Zitney	74
1978-79	Pam Duff	71
1979-80	Sherry Smith	145
1980-81	Sherry Smith	71
1981-82	Jennifer McFall	61
1982-83	Sherry Smith	128
1983-84	Jennifer McFall	100
1984-85	Janet Ross	124
1985-86	Lori Gross	136
1986-87	Janet Ross	129
1987-88	Lianne Beck	128
1988-89	Christy Scruggs	147
1989-90	Julie Morrison	103
1990-91	Julie Morrison	109
1991-92	Sherry Tucker	102
1992-93	Heather Prater	141
1993-94	Heather Prater	144
1994-95	Heather Prater	185
1995-96	Heather Prater	135
1996-97	Cortney Neeley	145
1997-98	Cortney Neeley	109
1998-99	Cortney Neeley	91
1999-00	Jessica McClure	153
2000-01	Jessica McClure	109
2001-02	Paula Penttila	81
2002-03	Patrice Holmes	140
2003-04	Patrice Holmes	130
2004-05	Patrice Holmes	119
2005-06	Chrissy Givens	150
2006-07	Chrissy Givens	154
2007-08	Amber Holt	109
2008-09	Chelsia Lymon	115
2009-10	Chelsia Lymon	121
2010-11	Kortni Jones	159
2011-12	Kortni Jones	153
2012-13	Kortni Jones	147
2013-14	Shanice Cason	82
2014-15	Ty Petty	149
2015-16	Ty Petty	195
2016-17	Ty Petty	186
2017-18	Abbey Sissom	95
2018-19	A'Queen Hayes	101
2019-20	Anastasia Hayes	127
2020-21	Anastasia Hayes	128
2021-22	Dor Saar	126
2022-23	Savannah Wheeler	91
2023-24	Savannah Wheeler	176

STEALS RECORDS

TEAM RECORDS

MOST STEALS

Game	27	vs. San Jose State 12/13/91
Season	465	34 games 2006-07

CAREER RECORDS

STEALS

	Stl.	Name	Seasons
1.	338	Patrice Holmes	2001-05
2.	297	Chelsia Lymon	2006-10
3.	294	Kim Webb	1983-87
4.	290	Chrissy Givens	2003-07
5.	246	Keisha McClinic	2000-04
6.	242	Shanice Cason	2011-15
7.	221	Sherry Tucker	1991-95
8.	213	Jessica McClure	1998-02
9.	211	Ebony Rowe	2010-14
10.	207	Cortney Neeley	1995-99
	207	Kyrstle Horton	2003-07

SINGLE SEASON RECORDS

STEALS

	Stl.	Name	Season
1.	112	Keisha McClinic	2003-04
	112	Patrice Holmes	2004-05
3.	102	Chrissy Givens	2006-07
4.	100	Olivia Jones	2014-15
5.	98	Chrissy Givens	2005-06
6.	95	Chelsia Lymon	2009-10
7.	92	Patrice Holmes	2002-03
	92	Amber Holt	2006-07
	92	Chelsia Lymon	2008-09
	92	Jackie Pickel	2009-10

SINGLE GAME RECORDS

STEALS

	Stl.	Name	Game
1.	11	Chrissy Givens	at NO (1/13/07)
2.	10	Jackie Pickel	vs. ULL (1/3/10)
3.	9	Sherry Tucker	vs. AP (2/20/95)
	9	Chrissy Givens	vs. EKU (11/26/05)
5.	8	Olivia Jones	vs. Ball State (3/19/15)
	8	Olivia Jones	vs. Xavier (12/7/14)
	8	Chelsia Lymon	at FAU (2/27/10)
	8	Chelsia Lymon	at Louisville (12/9/09)
	8	Amber Holt	vs. FAU (1/10/08)
	8	Keisha McClinic	vs. WKU (2/5/04)
	8	Keisha McClinic	vs. NO (1/24/04)
	8	Patrice Holmes	vs. Southern Ill. (1/22/03)
	8	Kelly Chastain	vs. UNT (1/6/01)
	8	Kim Webb	vs. Youngstown St. (2/10/86)
	8	Janet Ross	vs. Wisconsin (11/29/86)
	8	Kim Webb	vs. Morehead St. (1/12/85)
	8	Jennifer McFall	vs. Murray St. (2/18/82)

ANNUAL LEADERS

STEALS LEADERS

Year	Name	Avg.
1980-81	Cassandra Howard	44
1981-82	Jennifer McFall	52
1982-83	Eva Lemeh	76
1983-84	Kim Webb	64
1984-85	Kim Webb	80
1985-86	Kim Webb	91
1986-87	Kim Webb	59
1987-88	Kim Collier	63
1988-89	Christy Scruggs	60
1989-90	Pippa Gipson	39
1990-91	Julie Morrison	35
1991-92	Priscilla Robinson	68
1992-93	Michelle Jackson	58
1993-94	Sherry Tucker	68
1994-95	Sherry Tucker	71
1995-96	Heather Prater	59
1996-97	Cortney Neeley	76
1997-98	Bama Burrell	54
1998-99	Bama Burrell	71
1999-00	Jessica McClure	69
2000-01	Jamie Thomatis	56
2001-02	Jamie Thomatis	58
2002-03	Patrice Holmes	92
2003-04	Keisha McClinic	112
2004-05	Patrice Holmes	112
2005-06	Chrissy Givens	98
2006-07	Chrissy Givens	102
2007-08	Amber Holt	80
2008-09	Chelsia Lymon	92
2009-10	Chelsia Lymon	95
2010-11	Kortni Jones	63
2011-12	Ebony Rowe	79
2012-13	Shanice Cason	71
2013-14	Olivia Jones	76
2014-15	Olivia Jones	100
2015-16	Ty Petty	62
2016-17	Ty Petty	74
2017-18	Jess Louro	54
2018-19	Jess Louro	49
2019-20	Anastasia Hayes	54
2020-21	Anastasia Hayes	69
2021-22	Alexis Whittington	74
2022-23	Jalynn Gregory	53
2023-24	Jalynn Gregory	58

** - not available from 1976-80*

BLOCKS RECORDS

TEAM RECORDS

MOST BLOCKS

Game	13	vs. UTEP	1/31/15
Season	175	35 games	2023-24

CAREER RECORDS

BLOCKS

	Blk.	Name	Seasons
1.	200	Anastasiia Boldyreva	2021-pres.
2.	191	Kay Willbanks	1983-86
3.	173	Holly Hoover	1981-84
4.	115	Kelly Chastain	1997-01
5.	110	Ebony Rowe	2010-14
6.	105	Jonelda Buck	1995-99
7.	103	Brandi Brown	2006-10
8.	96	Alex Johnson	2015-19
9.	93	Tia Stovall	2002-06
10.	89	Tawanya Mucker	1985-89

** - not available from 1976-80*

SINGLE SEASON RECORDS

BLOCKS

	Blk.	Name	Season
1.	101	Anastasiia Boldyreva	2023-24
2.	88	Cheyenne Parker	2014-15
3.	78	Kay Willbanks	1984-85
4.	74	Holly Hoover	1982-83
5.	64	Kay Willbanks	1985-86
6.	57	Holly Hoover	1981-82
7.	56	Anastasiia Boldyreva	2021-22
8.	55	Kseniya Malashka	2022-23
9.	48	Kseniya Malashka	2021-22
10.	43	Anastasiia Boldyreva	2022-23

** - not available from 1976-80*

SINGLE GAME RECORDS

BLOCKS

	Blk.	Name	Game
1.	11	Cheyenne Parker	vs. UTEP (1/31/15)
2.	9	Cheyenne Parker	at ODU (1/22/15)
3.	8	Holly Hoover	vs. UTM (2/21/83)
	8	Holly Hoover	vs. UTM (1/23/84)
	8	Cheyenne Parker	vs. UTSA (1/29/15)
	8	A. Boldyreva	at Jax State (1/24/24)
7.	7	Holly Hoover	at Morehead St. (12/17/82)
	7	Holly Hoover	vs. Belmont (1/29/83)
	7	Kay Willbanks	at EKU (1/20/86)
	7	Cheyenne Parker	at SDSU (12/15/14)
	7	A. Boldyreva	vs. Tennessee (12/6/23)

ANNUAL LEADERS

BLOCKS LEADERS

Year	Name	Blk.
1980-81	Robin Hendrix	18
1981-82	Holly Hoover	57
1982-83	Holly Hoover	74
1983-84	Holly Hoover	42
1984-85	Kay Willbanks	78
1985-86	Kay Willbanks	64
1986-87	Tawanya Mucker	20
1987-88	Tawanya Mucker	29
1988-89	Tawanya Mucker	26
1989-90	Stephanie Capley	10
1990-91	Stephanie Capley	23
1991-92	Maggie Cox, Sherry Tucker	9
1992-93	Cherrita Williams	22
1993-94	Sherry Tucker	24
1994-95	Sherry Tucker	23
1995-96	Jonelda Buck	35
1996-97	Jonelda Buck	28
1997-98	Kelly Chastain	33
1998-99	Kelly Chastain	25
1999-00	Kelly Chastain	33
2000-01	Kelly Chastain	24
2001-02	Jennifer Justice	29
2002-03	Tia Stovall	21
2003-04	Tia Stovall	34
2004-05	Patrice Holmes	31
2005-06	Tia Stovall	15
2006-07	Brandi Brown	23
2007-08	Amber Holt	11
2008-09	Brandi Brown	35
2009-10	Brandi Brown	35
2010-11	Ebony Rowe	20
2011-12	Ebony Rowe	30
2012-13	Ebony Rowe	37
2013-14	Ebony Rowe	23
2014-15	Cheyenne Parker	88
2015-16	Alex Johnson	26
2016-17	Alex Johnson	33
2017-18	A. Johnson, R. Reuter, A. Jones	12
2018-19	Alex Johnson	25
2019-20	Charity Savage	46
2020-21	Alexis Whittington	25
2021-22	Anastasiia Boldyreva	56
2022-23	Kseniya Malashka	55
2023-24	Anastasiia Boldyreva	101

** - not available from 1976-80*

PARTICIPATION RECORDS

CAREER RECORDS

GAMES PLAYED

	GP	Name	Seasons
1.	156	Courtney Whitson	2019-24
2.	152	Alexis Whittington	2018-23
3.	134	Shanice Cason	2011-15
4.	132	Jackie Pickel	2006-10
5.	131	Ebony Rowe	2010-14
	131	Rebecca Reuter	2014-18
7.	129	Krystle Horton	2003-07
	129	Anne Marie Lanning	2007-11
9.	127	Kortni Jones	2009-13
	127	Gabby Lyon	2014-18

GAMES STARTED

	GS	Name	Seasons
1.	156	Courtney Whitson	2019-24
2.	131	Ebony Rowe	2010-14
3.	124	Patrice Holmes	2001-05
4.	121	Alex Johnson	2015-19
5.	116	Kim Webb	1983-87
6.	114	Jennifer McFall	1981-85
	114	Shanice Cason	2011-15
8.	113	Heather Prater	1992-96
9.	112	Krystle Horton	1992-96
10.	109	Jonelda Buck	1995-99

MINUTES PLAYED

	Mins	Name	Seasons
1.	5479	Courtney Whitson	2019-24
2.	4858	Ebony Rowe	2010-14
3.	4189	Patrice Holmes	2001-05
4.	4151	Alexis Whittington	2018-23
5.	3945	Chrissy Givens	2003-07
6.	3895	Kim Webb	1983-87
7.	3894	Anne Marie Lanning	2007-11
8.	3835	Kortni Jones	2009-13
9.	3834	Shanice Cason	2011-15
10.	3789	Jennifer McFall	1981-85

SINGLE SEASON RECORDS

GAMES PLAYED

	GS	Name	Season
1.	35	Anastasiia Boldyreva	2021-22
	35	Courtney Whitson	2021-22
	35	Dor Saar	2021-22
	35	Courtney Blakely	2021-22
	35	Anastasiia Boldyreva	2023-24
	35	Jalynn Gregory	2023-24
	35	Ta'Mia Scott	2023-24
	35	Savannah Wheeler	2023-24
	35	Courtney Whitson	2023-24
2.	34	Chrissy Givens	2006-07
	34	Amber Holt	2006-07
	34	Krystle Horton	2006-07
	34	Brandi Brown	2006-07
	34	Johnna Abney	2006-07
	34	Starr Orr	2006-07
	34	Jackie Pickel	2006-07
	34	Amber Holt	2007-08
	34	Chelsia Lymon	2007-08
	34	Anne Marie Lanning	2007-08
	34	Emily Queen	2007-08
	34	Latoya Barclay	2007-08
	34	Jackie Pickel	2007-08
	34	Alysha Clark	2008-09
	34	Brandi Brown	2008-09
	34	Jackie Pickel	2008-09
	34	Anne Marie Lanning	2008-09
	34	Ebony Rowe	2013-14
	34	Olivia Jones	2013-14
	34	Shanice Cason	2013-14
	34	Laken Leonard	2013-14
	34	China Dow	2013-14
	34	Olivia Jones	2014-15
	34	Ty Petty	2014-15
	34	Brea Edwards	2014-15
	34	China Dow	2014-15
	34	Shanice Cason	2014-15
	34	Alex Johnson	2016-17
	34	Gabby Lyon	2016-17
	34	Ty Petty	2016-17
	34	Rebecca Reuter	2016-17
	34	Abbey Sissom	2016-17
	34	A'Queen Hayes	2018-19
	34	Alex Johnson	2018-19
	34	Taylor Sutton	2018-19
	34	Anna Jones	2018-19
	34	Jess Louro	2018-19
	34	Jordan Majors	2018-19
	34	Alexis Whittington	2021-22

GAMES STARTED

	GS	Name	Season
1.	35	Anastasiia Bodyreva	2021-22
	35	Courtney Whitson	2021-22
	35	Dor Saar	2021-22
	35	Anastasiia Boldyreva	2023-24
	35	Jalynn Gregory	2023-24
	35	Ta'Mia Scott	2023-24
	35	Savannah Wheeler	2023-24
	35	Courtney Whitson	2023-24
2.	34	Chrissy Givens	2006-07
	34	Amber Holt	2006-07
	34	Amber Holt	2007-08
	34	Alysha Clark	2008-09
	34	Jackie Pickel	2008-09
	34	Ebony Rowe	2013-14
	34	Alex Johnson	2016-17
	34	Ty Petty	2016-17
	34	Alex Johnson	2018-19
	34	Alexis Whittington	2021-22
	34	Jalynn Gregory	2021-22

MINUTES PLAYED

	Mins	Name	Season
1.	1342	Courtney Whitson	2021-22
2.	1334	Savannah Wheeler	2023-24
3.	1308	Ebony Rowe	2013-14
4	1302	Courtney Whitson	2023-24
5.	1301	Ty Petty	2016-17
	1301	Jalynn Gregory	2023-24
7.	1295	Ebony Rowe	2012-13
8.	1296	Olivia Jones	2014-15
9.	1273	Kortni Jones	2011-12
10.	1264	Kortni Jones	2012-13

TEAM RECORDS

SEASON RECORDS

FIELD GOALS MADE

1.	1040	1984-86
2.	997	2006-07
3.	974	1985-86
4.	936	1982-83
5.	931	2008-09
6.	930	1977-78
7.	915	1987-88
8.	911	2009-10
9.	896	1979-80
10.	892	2007-08

FIELD GOALS ATTEMPTED

1.	2204	2006-07
2.	2135	2007-08
3.	2109	2021-22
4.	2105	1977-78
5.	2103	2014-15
6.	2067	1985-86
7.	2063	1984-85
8.	2037	1982-83
9	2007	2023-24
10.	1999	2008-09

FIELD GOAL PERCENTAGE

1.	.504	1040-2063	1984-85
2.	.479	915-1912	1987-88
3.	.476	870-1826	1986-87
4.	.475	896-1886	1979-80
5.	.474	837-1766	1995-96
6.	.471	974-2067	1985-86
7.	.470	875-1861	1976-77
8.	.469	803-1712	1988-89
9.	.466	931-1999	2008-09
10.	.464	828-1784	1983-84
	.464	774-1667	1998-99

3-POINT FIELD GOALS MADE

1.	337	2021-22
2.	313	2009-10
3.	297	2023-24
4.	296	2008-09
5.	277	2006-07
6.	269	2007-08
7.	255	2014-15
8.	250	2016-17
9.	235	2018-19
10.	232	2019-20

3-POINT FIELD GOALS ATTEMPTED

1.	1014	2021-22
2.	857	2023-24
3.	848	2009-10
4.	834	2014-15
5.	823	2007-08
6.	816	2008-09
7.	789	2006-07
8.	759	2020-21
9.	745	2019-20
10.	716	2013-14

3-POINT FIELD GOAL PERCENTAGE

1.	.471	57-121	1986-87
2.	.433	97-224	1987-88
3.	.381	231-606	1994-95
4.	.376	114-303	1989-90
5.	.370	119-322	1991-92
6.	.369	313-848	2009-10
7.	.365	134-367	1998-99
	.365	180-493	2005-06
9.	.365	250-687	2016-17
10.	.363	296-816	2008-09

FREE THROWS MADE

1.	518	1995-96
	518	2013-14
3.	511	1980-81
4.	506	1993-94
5.	503	2000-01
6.	501	1994-95
7.	483	2015-16
8.	480	1991-92
9.	477	2016-17
10.	471	1990-91

FREE THROWS ATTEMPTED

1.	826	2013-14
2.	744	1982-83
3.	741	1995-96
4.	731	2000-01
5.	722	1983-84
6.	719	1993-94
7.	717	1991-92
8.	713	2014-15
9.	699	1994-95
10.	695	1980-81

FREE THROW PERCENTAGE

1.	.769	455-592	2023-24
2.	.767	477-622	2016-17
3.	.750	437-583	2007-08
	.750	440-587	2008-09
5.	.747	342-458	2021-22
6.	.744	375-504	2001-02
7.	.743	402-541	2003-04
8.	.741	421-568	2006-07
	.741	371-501	2009-10
10.	.735	511-695	1980-81

OFFENSIVE REBOUNDS

1.	535	2013-14
	535	2014-15
3.	503	2012-13
4.	478	2011-12
5.	440	2007-08
6.	436	1991-92
7.	430	2006-07
8.	427	1997-98
9.	424	2015-16
10.	423	2010-11

DEFENSIVE REBOUNDS

1.	961	2023-24
2.	887	2021-22
3.	867	2013-14
4.	831	2014-15
5.	795	2015-16
	795	2016-17
7.	793	2012-13
	793	2019-20
9.	780	2018-19
10.	742	1995-96

TOTAL REBOUNDS

1.	1402	2013-14
2.	1366	2014-15
3.	1330	2023-24
4.	1296	2012-13
5.	1292	1977-78
6.	1261	2021-22
7.	1219	2015-16
8.	1205	1980-81
9.	1196	2011-12
10.	1184	1979-80
	1184	1982-83

REBOUNDING AVERAGE

1.	46.1	1977-78
2.	46.0	1975-76
3.	43.2	1981-82
4.	42.9	1976-77
5.	41.6	1980-81
6.	41.2	2013-14
7.	40.2	2014-15
8.	39.3	2012-13
	39.3	2019-20
10.	39.1	1983-84

ASSISTS

1.	577	1984-85
2.	552	1988-89
	552	2009-10
4.	549	2008-09
5.	540	1987-88
6.	525	2016-17
7.	515	2014-15
8.	511	2007-08
9.	505	1999-00
10.	497	1992-93

TEAM RECORDS

GAME RECORDS

MOST POINTS

1.	119	North Texas	01/30/10
2.	116	Maryville	12/06/76
3.	113	North Texas	02/15/09
4.	111	Tennessee State	02/26/87
5.	110	UT-Martin	02/03/92

FEWEST POINTS

1.	26	at Louisville	12/09/17
2.	32	UT-Martin	01/05/98
3.	36	vs. Oregon State	03/23/14
4.	38	Belmont	11/19/18
4.	40	at LSU	11/18/09

MOST FIELD GOALS MADE

1.	54	Maryville	12/06/76
2.	46	at Georgia State	11/27/87
3.	45	at Eastern Kentucky	02/21/87
4.	44	at Belmont	12/03/84
	44	at UT-Martin	01/10/85
	44	Chattanooga	12/07/85

FEWEST FIELD GOALS MADE

1.	8	at Louisville	12/09/17
2.	11	UT-Martin	01/05/98
	11	vs. Alabama	11/27/15
4.	13	Tennessee Tech	01/28/95
	13	Marshall	3/4/21

MOST FIELD GOAL ATTEMPTS

1.	98	Maryville	12/06/76
2.	94	Western Kentucky	02/26/77
3.	92	at Morehead State	01/07/78
4.	89	Vanderbilt	12/01/76
5.	88	UT-Martin	03/02/77
	88	Austin Peay	02/14/87
	88	at Tennessee State	02/11/93

FEWEST FIELD GOAL ATTEMPTS

1.	38	at WKU	01/15/17
2.	39	Cincinnati	12/29/04
	39	at Louisville	12/09/17
	39	WKU	02/14/19
5.	40	at Morehead State	01/26/80
	40	at Western Kentucky	12/30/83

HIGHEST FIELD GOAL PERCENTAGE

1.	.667	WKU	02/14/19
2.	.661	Chattanooga	01/16/85
3.	.636	North Texas	02/15/09
4.	.630	at UT-Martin	01/27/96
5.	.626	Youngstown State	01/25/86

LOWEST FIELD GOAL PERCENTAGE

1.	.169	vs. Alabama	11/27/15
2.	.177	UT-Martin	01/05/98
3.	.205	at Louisville	12/09/17
4.	.210	Tennessee Tech	01/28/95
5.	.227	at UTSA	2/4/23

MOST 3-POINTERS MADE

1.	20*	at Louisville	12/09/09
	20*	North Texas	01/30/10
3.	18	at Chattanooga	02/06/95
4.	17	North Dakota State	01/02/07
	17	at South Alabama	02/06/10
	17	at FIU	02/24/10
	17	at Troy	02/28/13
	17	Troy	12/17/20

* - one shy of NCAA record

FEWEST 3-POINTERS MADE

1.	0	ETSU	12/16/89
	0	at Austin Peay	02/25/91
	0	Georgia State	11/24/91
	0	Florida State	11/28/93
	0	Missouri	12/20/96
	0	Austin Peay	01/19/98
	0	Eastern Illinois	12/02/99
	0	at Tennessee State	11/16/01
	0	Tennessee State	12/28/02
	0	South Alabama	01/22/04
	0	at FIU	02/07/05
	0	at UALR	01/09/10

MOST 3-POINT ATTEMPTS

1.	54	at UTSA	2/4/23
2.	48	Louisiana	01/28/07
3.	45	North Texas	02/08/14
4.	44	Troy	12/17/20
	44	Mercer	12/03/21

FEWEST 3-POINT ATTEMPTS

1.	0	New Orleans	03/09/03
2.	2	at Indiana	12/05/87
	2	Texas Tech	11/24/89
4.	3	Eastern Kentucky	01/19/87
	3	at Eastern Kentucky	02/21/87
	3	at Vanderbilt	01/06/88
	3	at Eastern Kentucky	02/01/88
	3	at Tennessee State	02/05/88
	3	Georgia State	11/24/91
	3	Mississippi	11/24/95

MOST FREE THROWS MADE

1.	37	UT-Martin	01/05/95
2.	34	at Morehead State	01/26/80
	34	Murray State	01/14/91
4.	33	at Murray State	02/07/86
	33	ETSU	01/02/97
	33	at Rice	1/11/23

FEWEST FREE THROWS MADE

1.	0	Milwaukee	12/07/02
2.	1	Oregon	12/03/93
	1	Georgia	12/30/02
	1	at LSU	11/18/09
5.	2	Louisiana	01/28/09
	2	South Alabama	02/21/10
	2	at FIU	01/29/11

MOST FREE THROW ATTEMPTS

1.	54	at Tennessee State	01/16/82
2.	50	UT-Martin	01/05/95
	50	at East Carolina	02/26/14
4.	44	at Murray State	02/17/86
	44	Murray State	02/01/92
	44	Belmont	12/06/20
	44	at Ricer	1/11/23

FEWEST FREE THROW ATTEMPTS

1.	2	Milwaukee	12/07/02
2.	3	Georgia	12/30/02
3.	4	Tennessee State	02/20/88
	4	Louisiana	01/28/09
5.	5	South Alabama	02/21/10
	5	at FIU	01/29/11
	5	at Fordham	12/30/18

BEST FREE THROW PERCENTAGE (15 ATTEMPTS)

1.	1.000	at Georgia	12/06/92
	1.000	Southeast Missouri	02/14/94
3.	.950	at Rice	1/11/23
4.	.947	Siena	12/28/88
	.947	at Oklahoma	11/19/08
	.947	at UAB	1/1/17

LOWEST FREE THROW PERCENTAGE

1.	.375	Charlotte	02/22/14
	.375	vs. Gonzaga	11/30/19
3.	.438	Eastern Kentucky	03/09/92
	.438	at Western Kentucky	01/14/09
5.	.467	vs. Chattanooga	12/29/18

* - minimum 15 attemps

MOST REBOUNDS

1.	69	Chattanooga	12/18/76
	69	at Union (Tenn.)	01/09/78
3.	67	Vanderbilt	12/01/76
	67	Austin Peay	01/21/78
5.	64	Vanderbilt	02/13/77
	64	UT-Martin	03/01/78

FEWEST REBOUNDS

1.	16	Arizona State	13/13/16
2.	19	WKU	02/14/19
3.	20	vs. Oregon	12/03/93
4.	21	Denver	02/10/10
	21	vs. Tennessee (N)	3/21/21

MOST ASSISTS

1.	37	Kentucky	11/17/78
2.	34	Murray State	02/01/92
3.	33	Chattanooga	01/16/85
	33	Mississippi College	12/02/88
5.	32	Morehead State	01/17/87
	32	vs. Georgia Southern	12/15/95

FEWEST ASSISTS

1.	2	at Western Kentucky	12/30/83
	2	at Tennessee	03/17/84
3.	3	at Tennessee Tech	01/10/77
	3	at Vanderbilt	01/19/83
	3	at UT-Martin	01/24/83
	3	at LSU	11/18/09

MOST STEALS

1.	27	vs. San Jose State	12/13/91
2.	26	at UT-Martin	01/10/85
3.	25	at Murray State	01/19/80
	25	at ETSU	01/14/89
5.	24	Tennessee Tech	11/14/07

FEWEST STEALS

1.	0	Tennessee Tech	01/26/91
	0	at FIU	02/10/18
3.	1	Austin Peay	01/17/80
	1	at Memphis	02/09/80
	1	Morehead State	01/12/85
	1	at Western Kentucky	12/09/87
	1	USF	01/12/90
	1	Tennessee State	01/28/91
	1	Florida Atlantic	11/19/04
	1	at UALR	01/17/09
	1	at UALR	01/09/10
	1	at UALR	02/20/11
	1	WKU	02/16/17
	1	vs. Rice	03/16/19
	1	at WKU	1/11/20
	1	at LSU	03/24/24

TEAM RECORDS

MOST BLOCKED SHOTS

1.	13	UTEP	01/31/15
2.	11	UT-Martin	01/23/84
3.	10	Austin Peay	02/09/85
	10	UT-Martin	02/14/85
	10	Belmont	01/04/86
	10	at Eastern Kentucky	01/20/86
	10	at Chattanooga	12/07/96
	10	at Lipscomb	12/14/01
	10	at North Texas	03/06/05
	10	at ODU	01/22/15
	10	vs. Memphis	11/20/23

MOST TURNOVERS

1.	40	Tennessee State	12/05/81
2.	38	vs. ETSU	03/04/77
	38	at Northern Kentucky	01/04/80
	38	Memphis	01/26/81
5.	37	Chattanooga	12/18/76
	37	Kentucky	11/17/78
	37	vs. Mississippi	12/14/78

FEWEST TURNOVERS

1.	2	Southern Miss	01/15/21
2.	3	UAB	01/30/21
3.	4	at Lipscomb	11/23/81
	4	Marshall	02/16/19
	4	at Liberty	03/6/24
6.	5	at Tennessee State	02/01/83
	5	at Morehead State	02/23/87
	5	at Morehead State	02/25/95
	5	Old Dominion	03/03/18
	5	Marshall	03/05/21

MOST FOULS

1.	35	at Tennessee State	01/16/82
2.	34	vs. South Alabama	01/09/82
	34	at Furman	01/15/97
4.	33	vs. Miami (Ohio)	12/29/80
5.	32	at Chattanooga	03/01/83

FEWEST FOULS

1.	1	at Tennessee State	02/09/91
2.	7	Louisville	12/12/92
	7	Louisiana	01/25/03
	7	at UTEP	02/17/24
	7	at WKU	02/24/24
6.	8	4x (last vs. UALR)	03/10/09

CLASS RECORDS

RECORDS BY CLASS

FRESHMAN

FGM..... 208, Ebony Rowe, 2010-11
FGA..... 414, Alice Lawrence, 1984-85
FG%.....626 (149-238), Jamie Thomatis, 1998-99
FTM.....132, Priscilla Robinson, 1990-91
FTA..... 199, Ebony Rowe, 2010-11
FT%..... .912 (31-34), Jessica Beaty, 1993-94
3-pt. FGM.....77, Johnna Abney, 2005-06
3-pt. FGA.....192, Jalynn Gregory, 2021-22
3-pt. FG%.....511 (46-90), Heather Prater, 1992-93
Points.....531, Ebony Rowe, 2010-11
Rebounds.....313, Ebony Rowe, 2010-11
Assists.....145, Sherry Smith, 1979-80
Steals.....80, Kim Webb, 1983-84
Blocks..... 56, Anastasiia Boldyreva, 2021-22
Minutes.....1132:24, Jalynn Gregory, 2021-22

SOPHOMORE

FGM..... 251, Alex Johnson, 2016-17
FGA.....607, Olivia Jones, 2014-15
FG%..... .573 (102-178), Anastasiia Boldyreva, 2022-23
FTM.....179, Alex Johnson, 2016-17
FTA..... 221, Anastasia Hayes, 2019-20
FT%.....955 (21-22), Daphne Newsom, 1982-83
3-pt. FGM..... 85, Jalynn Gregory, 2022-23
3-pt. FGA..... 253, Jalynn Gregory
3-pt. FG%..... 403 (58-144), Johnna Abney, 2006-07
Points.....687, Alex Johnson, 2016-17
Rebounds..... 355, Patrice Amos, 1977-78
Assists.....159, Kortni Jones, 2010-11
Steals..... 100, Olivia Jones, 204-15
Blocks..... 78, Kay Willbanks, 1984-85
Minutes..... 1276, Olivia Jones, 2014-15

JUNIOR

FGM.....343, Alysha Clark, 2008-09
FGA.....565, Alysha Clark, 2008-09
FG%.....610 (216-354), A. Boldyreva, 2023-24
FTM.....237, Alysha Clark, 2008-09
FTA.....300, Alysha Clark, 2008-09
FT%..... 920 (23-25), Anne Marie Lanning, 2009-10
3-pt. FGM.....115, Kortni Jones, 2011-12
3-pt. FGA.....329, Kortni Jones, 2011-12
3-pt. FG%.....511 (69-135), Heather Prater, 1994-95
Points..... 935, Alysha Clark, 2008-09
Rebounds.....448, Robin Hendrix, 1980-81
Assists..... 195, Ty Petty, 2015-16
Steals.....98, Chrissy Givens, 2005-06
Blocks.....101, A. Boldyreva, 2023-2
Minutes.....1345:26, Courtney Whitson, 2021-22

SENIOR

FGM..... 352, Amber Holt, 2007-08
FGA.....680, Amber Holt, 2007-08
FG%.....614 (306-498), Alysha Clark, 2009-10
FTM.....206, Amber Holt, 2007-08
FTA.....291, Ebony Rowe, 2013-14
FT%..... .900 (36-40), Janet Ross, 1986-87
3-pt. FGM.....98, Brea Edwards, 2015-16
3-pt. FGA.....269, Dor Saar, 2021-22
3-pt. FG%.....520 (53-102), Janet Ross, 1986-87
Points.....930, Amber Holt, 2007-08
Rebounds.....396, Ebony Rowe, 2013-14
Assists..... 186, Ty Petty, 2016-17
Steals.... 112, K. McClinic, 2003-04/P. Holmes, 2004-05
Blocks..... 88, Cheyenne Parker, 2014-15
Minutes.....1334, Savannah Wheeler, 2023-24

OPPONENT RECORDS

VS. RANKED OPPONENTS

Date	Opponent	Rank	Result
01/10/77	at Tennessee Tech	(6)	L, 67-97
02/05/77	Tennessee Tech	(6)	W, 80-78
03/02/77	vs. Tennessee	(10)	L, 66-87
01/17/78	Tennessee	(2)	L, 79-87
12/05/79	at Tennessee	(1)	L, 63-87
11/26/80	Tennessee	(4)	L, 48-63
02/27/81	Tennessee	(4)	L, 47-66
01/06/83	at Kentucky	(5)	L, 68-73
03/17/83	at Louisiana Tech	(1)	L, 59-91
12/17/83	at Mississippi	(8)	L, 72-84
01/31/85	Mississippi	(7/7)	L, 66-77
02/06/85	Louisiana Tech	(6/5)	L, 62-86
12/02/85	at Georgia	(2/2)	L, 58-108
12/09/85	at WKU	(9/8)	L, 78-103
12/21/85	at Mississippi	(8/10)	L, 80-95
03/16/86	at LSU	(9/8)	L, 65-78
12/14/86	Auburn	(4/4)	L, 62-84
01/03/87	Mississippi	(10/10)	L, 63-95
12/17/87	at Mississippi	(7/7)	L, 63-77
12/10/89	Georgia	(4/4)	L, 89-95
12/08/90	Georgia	(4/4)	L, 62-80
12/20/94	at Alabama	(5/7)	L, 70-99
12/01/96	Georgia	(2/2)	L, 70-89
03/14/98	at Duke	(8/9)	L, 67-92
01/25/01	Louisiana Tech	(8/8)	L, 57-80
02/15/01	at Louisiana Tech	(8/8)	L, 64-83
12/06/02	at Kansas State	(7/7)	L, 61-72
12/13/03	at Georgia	(10/9)	L, 50-65
11/10/06	Maryland	(1/1)	L, 80-76
11/26/06	at Tennessee	(4/4)	L, 88-64
12/07/06	at Georgia	(8/8)	W, 70-62
12/05/07	at Maryland	(3/6)	L, 69-74
12/13/07	at Tennessee	(1/1)	L, 61-84
12/28/07	LSU	(8/8)	W, 67-56
11/19/08	at Oklahoma	(2/4)	L, 65-85
12/04/08	Louisville	(13/15)	L, 44-67
12/11/08	at Tennessee	(7/10)	L, 52-81
11/15/09	at LSU	(7/15)	L, 40-61
11/25/09	Tennessee	(6/5)	L, 52-69
12/03/09	at Xavier	(9/10)	L, 63-80
12/09/10	Xavier	(4/5)	L, 52-65
12/29/10	at Kentucky	(11/11)	L, 72-81
11/13/11	at Penn State	(12/14)	L, 49-65
11/29/11	at Tennessee	(8/8)	L, 43-82
12/28/11	Kentucky	(6/6)	W, 70-58
11/28/12	at Tennessee	(16/14)	L, 81-88 (ot)
12/09/12	at Kentucky	(7/6)	L, 46-68
11/08/13	Tennessee	(4/4)	L, 56-67
11/24/13	Kentucky	(7/7)	L, 72-84
12/12/14	at Kentucky	(8/8)	L, 62-78
12/13/15	Kentucky	(8/8)	L, 52-68
03/19/16	vs. Florida State	(17/10)	L, 55-72
11/16/16	vs. Louisville	(5/8)	L, 51-63
12/09/16	at Kentucky	(15/20)	L, 48-61
12/13/16	vs. Arizona State	(23/21)	L, 48-69
12/09/17	at Louisville	(4/5)	L, 26-80
12/15/18	at Kentucky	(18/20)	L, 55-72
03/16/19	vs. Rice	(-/24)	L, 54-69
11/10/19	Kentucky	(13/16)	L, 52-67
11/30/19	vs. Gonzaga	(22/21)	L, 50-62
3/21/21	vs. Tennessee	(13/15)	L, 62-87
12/4/22	vs. Louisville	(18/15)	W, 67-49
3/18/23	vs. Colorado	(21/21)	L, 60-82
3/22/24	vs. Louisville	(23/25)	W, 71-69
3/24/24	vs. LSU	(8/6)	L, 56-83

Note: Rankings are listed as AP/Coaches

OPPONENT RECORDS

POINTS

High	108	at Georgia	12/02/85
Low	21	Lambuth	12/10/75

FIRST HALF POINTS

High	55	at Louisville	12/9/17
Low	9	Lambuth	12/10/75

SECOND HALF POINTS

High	61	2x last at WKU	2/26/22
Low	11	2x last Jax State	2/21/24

FIELD GOALS MADE

High	43	at Memphis	01/30/78
Low	5	Lambuth	12/10/75

FIELD GOAL ATTEMPTS

High	96	Union (Tenn.)	12/10/77
Low	34	2x last vs. Maine	11/18/06

FIELD GOAL PERCENTAGE

High	.649 (32-57)	at Memphis	12/14/97
Low	.147 (5-34)	Lambuth	12/10/75

3-PT. FIELD GOALS MADE

High	16	vs. WKU	2/9/23
Low	0	37x, at UTSA	1/11/18

3-PT. FIELD GOAL ATTEMPTS

High	42	at South Alabama	01/04/09
Low	0	6x, last Oral Roberts	01/22/92

3-PT. FG PERCENTAGE (MIN. 8 ATT.)

High	.889 (8-9)	Louisville	12/12/92
Low	.000	37x, last at UTSA	1/11/18

FREE THROWS MADE

High	37	at WKU	12/09/85
Low	1	Morehead State	01/23/95

FREE THROW ATTEMPTS

High	51	at Georgia	12/02/85
Low	0	FIU	03/05/12

FREE THROW PERCENTAGE (MIN. 10 ATT.)

High	1.000	4x last vs. Charlotte	3/9/23
Low	.222 (4-18)	at Tennessee St.	02/01/83

REBOUNDS

High	66	Missouri	01/11/78
Low	18	at Belmont	11/13/79

ASSISTS

High	31	at TTU	02/03/90)
Low	1	2x, last TTU	02/05/81

TURNOVERS

High	48	Maryville	12/06/76
Low	4	at Tennessee St.	02/01/83

BLOCKS

High	16	at Vanderbilt	01/30/92

STEALS

High	20	Memphis	01/05/94
Low	0	4x, last at UAB	1/16/23

LARGEST MARGINS

IN WINS

Date	Opponent	Margin	Result
02/03/88	at Ala.-Huntsville	73	105-32
12/06/76	Maryville	70	116-46
01/30/10	North Texas	68	119-51
12/01/76	Vanderbilt	65	91-26
02/25/85	Akron	63	108-45
12/10/75	Lambuth	62	83-21
02/15/09	North Texas	55	113-58
01/19/17	FIU	52	95-43
11/12/22	Southern Ill.	52	90-38
01/29/02	Morris Brown	51	90-39
01/19/11	Troy	51	103-52
01/07/12	Louisiana	51	104-53

IN LOSSES

Date	Opponent	Margin	Result
12/9/18	at Louisville	54	26-80
12/02/85	at Georgia	50	58-108
12/29/94	vs. Mississippi	47	56-103
11/23/99	at Auburn	42	51-93
02/16/76	at Tennessee Tech	41	58-99
02/08/88	at Alabama	39	58-97
11/29/11	at Tennessee	39	43-82
12/30/02	Georgia	36	43-79
01/13/79	at Tennessee Tech	34	73-107
11/22/96	at Mississippi	34	60-94

MISCELLANEOUS RECORDS

100 POINT GAMES

RECORD: 40-7

Year	Opponent	Result
12/06/76	Maryville	W, 116-46
12/18/76	Chattanooga	W, 101-63
01/30/78	at Memphis	L, 86-101
01/13/79	at Tennessee Tech	L, 73-107
01/27/84	Murray State	W, 100-59
12/03/84	at Belmont	W, 105-60
02/25/85	Akron	W, 108-45
12/02/85	at Georgia	L, 58-108
12/09/85	at WKU	L, 78-103
12/11/85	Evansville	W, 106-71
01/11/86	Murray State	W, 102-68
02/16/87	Murray State	W, 101-83
02/21/87	at Eastern Kentucky	W, 104-63
02/26/87	Tennessee State	W, 111-64
11/27/87	at Georgia State	W, 101-80
02/03/88	at Alabama-Huntsville	W, 105-32
12/28/88	vs. Siena	W, 103-62
02/13/89	Austin Peay	W, 107-73
12/07/91	Alabama	L, 69-101
01/13/92	Austin Peay	W, 107-60
02/03/92	UT-Martin	W, 110-66
02/11/93	at Tennessee State	W,105-103
02/25/93	at Austin Peay	W, 100-71
12/29/94	vs. Mississippi	L, 56-103
12/30/94	vs. Fairleigh Dickinson	W, 107-71
01/05/95	UT-Martin	W, 105-96
01/14/95	Murray State	W, 105-60
12/15/95	vs. Georgia Southern	W, 101-90
01/20/96	at Morehead State	W, 108-74
02/19/96	Morehead State	W, 108-75
12/14/97	at Memphis	L, 75-102
12/17/06	ULM	W, 103-59
03/19/08	Western Carolina	W, 104-69
12/28/08	at Tennessee Tech	W, 101-66
02/15/09	North Texas	W, 113-58
12/30/09	at New Orleans	W, 102-57
01/30/10	North Texas	W, 119-51
02/06/10	at South Alabama	W, 100-52
02/17/10	at Troy	W, 106-84
02/21/10	South Alabama	W, 100-78
02/24/10	at FIU	W, 101-58
03/07/10	vs. North Texas	W, 106-66
01/19/11	Troy	W, 103-52
01/07/12	Louisiana	W, 104-53
01/10/15	at Florida Atlantic	W, 101-69
11/21/18	Mississippi Valley	W, 101-51
02/29/20	WKU	W, 108-103

ONE-POINT GAMES

RECORD: 23-21

Date	Opponent	Result
12/13/75	Hiwassee JC	L, 70-71
02/28/76	at Union (Tenn.)	W, 95-94
12/02/78	Chattanooga	L, 59-60 (OT)
02/08/79	at Eastern Kentucky	L, 84-85
11/24/79	at Vanderbilt	W, 67-66
01/04/80	at Northern Kentucky	L, 69-70
01/21/80	at Chattanooga	W, 77-76
12/06/80	Vanderbilt	L, 88-89
12/19/80	vs. South Alabama	L, 50-51
01/17/81	at Murray State	L, 72-73
01/22/81	at WKU	L, 76-77
02/12/81	Murray State	W, 75-74
01/08/82	at Mississippi	L, 66-67
02/05/82	at Arkansas	L, 72-73
11/28/86	vs. Northern Kentucky	W, 70-69
03/12/86	at South Carolina	W, 78-77
11/28/87	vs. Mississippi State	W, 57-56
01/16/88	at Youngstown State	W, 74-73
02/18/91	Eastern Kentucky	W, 81-80
12/12/92	Louisville	L, 70-71
03/05/94	vs. Southeast Missouri	W, 71-70
02/12/96	at Southeast Missouri	L, 81-82
02/25/97	at Austin Peay	W, 60-59
11/15/97	Mississippi	L, 60-61
03/01/98	vs. UT-Martin	W, 59-58
02/26/00	UT-Martin	W, 78-77
12/17/01	Kansas State	L, 53-54
01/29/04	at New Mexico State	W, 52-51
03/06/05	at North Texas	W, 59-58
01/12/06	at Arkansas State	W, 66-65
01/19/06	at South Alabama	W, 59-58
01/26/06	Louisiana	W, 69-68
11/19/07	at Houston	W, 69-68
03/06/12	vs. UALR	L, 70-71 (OT)
01/23/16	at Rice	W, 61-60
12/22/16	Georgia Tech	L, 60-61
02/25/18	at Charlotte	W, 54-53
12/01/19	vs. Arizona State	L, 60-61
12/11/21	at Troy	L, 76-77
12/17/21	vs. Southern Illinois	W, 62-61
01/01/22	at UTEP	L, 55-56
02/13/22	at Charlotte	W, 46-45
03/31/22	vs. Seton Hall	L, 76-77
11/7/23	at Mercer	L, 75-76

OVERTIME GAMES

RECORD: 25-27

Date	Opponent	Result
02/28/77	at Union (Tenn.)	L, 90-93
12/15/77	vs. Southern Miss	W, 82-75
01/07/78	at Morehead State	L, 89-94
12/02/78	Chattanooga	L, 59-60
01/22/79	Murray State	W, 87-79
12/14/79	vs. Tennessee Tech	L, 68-71
02/12/80	Chattanooga	L, 57-61
12/18/82	at Eastern Kentucky	W, 72-69
02/04/82	vs. Mississippi State	W, 79-76
02/16/82	Vanderbilt	W, 73-66
01/26/84	Austin Peay	W, 84-76
01/19/85	at Youngstown State	W, 91-81
02/21/85	at Tennessee Tech	L, 86-92
03/12/86	at South Carolina	W, 78-77
12/29/88	at Wagner	L, 75-80
02/10/92	at Morehead State	W, 81-76
02/15/92	Tennessee Tech	L, 92-93
02/11/93	at Tennessee State	W, 105-103 (2OT)
01/15/97	at Furman	L, 86-95 (3OT)
01/18/97	Southeast Missouri	L, 73-74
01/23/97	at Austin Peay	L, 66-70
12/06/97	at UNLV	W, 85-82
01/26/98	at Eastern Kentucky	L, 79-80
11/20/01	at Georgia	L, 72-77
12/09/01	Tennessee Tech	L, 64-68
01/02/02	at Memphis	W, 82-80
01/08/04	Alabama	W, 65-61
02/05/04	WKU	L, 68-70 (2OT)
02/03/05	at WKU	L, 67-71
03/06/05	at North Texas	W, 59-58
02/23/08	at Florida Atlantic	W, 89-84
03/21/08	at Kentucky	L, 66-68
01/17/09	at UALR	W, 67-62
03/09/10	vs. UALR	W, 70-68
01/05/12	at Troy	W, 72-66
03/06/12	vs. UALR	L, 70-71
11/14/12	at Iowa	L, 63-69
11/20/12	at Tennessee Tech	W, 65-59
11/28/12	at Tennessee	L, 81-88
02/10/13	Troy	L, 70-74
01/15/14	Southern Miss	L, 75-77
02/05/15	Southern Miss	L, 65-70
02/21/16	at UAB	W, 77-72
02/23/19	at UAB	L, 72-77
02/29/20	WKU	W, 108-103 (2 OT)
01/28/21	at UAB	W, 81-78
11/26/21	vs. Marquette	L, 55-59
01/15/22	at FIU	L, 54-56
02/26/22	at WKU	L, 93-97
03/28/22	at Toledo	W, 73-71
3/4/23	vs. UTEP	W, 72-68
1/10/24	at LA Tech	W, 64-61

SEASON OPENERS

RECORD: 30-19

Date	Opponent	Result
12/04/75	Murray State	W, 66-50
11/29/76	Shorter	L, 69-73
11/18/77	Mississippi State	W, 83-70
11/17/78	Kentucky	W, 90-87
11/13/79	at Belmont	W, 73-70
12/01/80	Belmont	W, 77-75
11/23/81	at Lipscomb	W, 95-60
11/26/82	Tennessee State	W, 88-67
11/26/83	at Florida State	L, 67-75
11/23/84	No. 1 Georgia	L, 73-84
11/25/85	vs. No. 23 Oklahoma	L, 75-83
11/28/86	vs. Northern Kentucky	W, 70-69
11/27/87	at Georgia State	W, 101-80
11/29/88	at Chattanooga	W, 78-67
11/24/89	vs. Texas Tech	L, 61-76
11/23/90	vs. UAB	L, 68-76
11/24/91	Georgia State	W, 84-61
12/01/92	at Memphis	W, 83-70
11/28/93	Florida State	W, 66-43
11/27/94	No. 18 Georgia	L, 71-95
11/24/95	No. 20 Mississippi	W, 88-86
11/22/96	at Mississippi	L, 60-94
11/15/97	Mississippi	L, 60-61
11/14/98	Erskine	W, 88-46
11/19/99	UAB	L, 67-70
11/17/00	Tennessee State	W, 90-68
11/16/01	at Tennessee State	W, 77-57
11/25/02	at Tennessee Tech	W, 71-59
11/21/03	Tennessee Tech	W, 65-52
11/12/04	USF	L, 62-70
11/18/05	at Chattanooga	L, 66-76
11/10/06	#1/1 Maryland	L, 76-80
11/10/07	at Old Dominion	L, 68-76
11/15/08	Lafayette	W, 85-47
11/15/09	UCF	W, 78-53
11/14/10	USF	W, 74-60
11/11/11	vs. UNC Wilmington	W, 79-60
11/09/12	Kennesaw State	W, 87-45
11/08/13	No. 4 Tennessee	L, 57-67
11/14/14	Arizona State	L, 67-81

MISCELLANEOUS RECORDS

11/13/15	Virginia	L, 66-70
11/11/16	at Virginia	L, 51-63
11/10/17	at Vanderbilt	W, 65-54
11/09/18	Vanderbilt	W, 65-58
11/06/19	at East Carolina	W, 68-66
12/06/20	Belmont	L, 64-70
11/09/21	East Carolina	W, 70-49
11/7/23	at Mercer	L, 75-76
11/6/23	Memphis	W, 64-57

HOME OPENERS

RECORD: 33-16

Date	Opponent	Result
12/04/75	Murray State	W, 66-50
11/29/76	Shorter	L, 69-73
11/18/77	Mississippi State	W, 83-70
11/17/78	Kentucky	W, 90-87
11/26/79	Tennessee	L, 48-63
12/01/80	Belmont	W, 77-75
12/05/81	Tennessee State	W, 54-43
11/26/82	Tennessee State	W, 88-67
11/28/83	Belmont	W, 87-40
11/23/84	No. 1 Georgia	L, 73-84
12/07/85	Chattanooga	W, 93-68
12/02/86	WKU	L, 71-78
01/02/87	Lipscomb	W, 92-68
12/02/88	Mississippi College	W, 93-53
11/28/89	Lipscomb	W, 95-87
12/06/90	Mississippi State	W, 69-49
11/24/91	Georgia State	W, 84-61
12/11/92	Troy	W, 88-65
11/28/93	Florida State	W, 66-43
11/27/94	No. 18 Georgia	L, 71-95
11/24/95	No. 20 Mississippi	W, 88-86
11/25/96	Memphis	L, 65-77
11/15/97	Mississippi	L, 60-61
11/14/98	Erskine	W, 88-46
11/19/99	UAB	L, 67-70
11/17/00	Tennessee State	W, 90-68
11/20/01	Cincinnati	L, 63-65
12/02/02	ETSU	W, 95-70
11/21/03	Tennessee Tech	W, 65-52
11/12/04	USF	L, 62-70
11/22/05	Houston	W, 62-35
11/10/06	No. 1 Maryland	L, 76-80
11/14/07	Tennessee Tech	W, 89-62
11/15/08	Lafayette	W, 85-47
11/15/09	UCF	W, 78-53
11/14/10	USF	W, 74-60
11/17/11	South Dakota State	W, 59-49
11/09/12	Kennesaw State	W, 87-45
11/08/13	No. 4 Tennessee	L, 57-67
11/17/14	Miami (Fla)	W, 53-48
11/13/15	Virginia	L, 66-70
11/16/16	Louisville	L, 72-91
11/14/17	Tennessee Tech	W, 58-44
11/09/18	Vanderbilt	W, 65-58
11/10/19	Kentucky	L, 52-67
12/06/20	Belmont	L, 64-70
11/09/21	East Carolina	W, 70-49
11/16/22	Belmont	W, 80-62
11/6/23	Memphis	W, 64-57

STREAKS

WINS

Long 27
Start: 11/29/06 at Tennessee Tech, 68-50
End: 3/19/07 vs. Marist, 59-73

Long Home 23
Start: 1/17/87 vs. Morehead State, 90-73
End: 1/8/89 vs. Kentucky, 66-68

Long Home Regular Season 30
Start: 3/5/21 vs. Marshall, 61-54
End: 11/12/23 vs. Princeton, 60-65

Long Road 11
Start: 11/29/06 at Tennessee Tech, 68-50
End: 11/10/08 at Old Dominion, 68-76

Long Conference 24
Start: 1/12/87 at Austin Peay, 92-68
End: 2/29/88 at Murray State, 60-82

Long Home Conference 46
Start: 1/21/82 vs. Murray State, 90-67
End: 1/21/89 vs. Eastern Kentucky, 65-84

Long Road Conference 15
Start: 1/5/12 at Troy, 72-66 (OT)
End: 2/16/13 at UALR, 43-51

LOSSES

Long 7
Start: 12/1/89 vs. Eastern Illinois, 68-90
End: 1/12/90 vs. USF, 79-64

Long Home 7
Start: 1/11/97 vs. Tennessee Tech, 61-71
End: 2/22/97 vs. UT-Martin, 68-50

Long Road 7
Start: 3/17/85 at Western Kentucky, 83-90
End: 1/18/86 at Morehead State, 74-64

Long Conference 5
Start: 1/11/97 vs. Tennessee Tech, 61-71
End: 1/27/97 at UT-Martin, 76-36

Long Home Conference 7
Start: 1/11/97 vs. Tennessee Tech, 61-71
End: 2/22/97 vs. UT-Martin, 68-50

Long Road Conference 6
Start: 2/22/02 at FIU, 55-71
End: 2/6/03 at North Texas, 70-56

Worst Start 0-3 2x (1996-97; 2019-20)
+10 Games 2-9 (1989-90)

ALL-TIME BEST STARTS

Game	Record, Season
1	1-0, 25x, last 2023-24
2	2-0, 18x, last 2023-24
3	3-0, 10x, last 2021-22
4	4-0, 6x, last 2021-22
5	5-0, 4x, last 1995-96
6	6-0, 2x, last 1993-94
7	7-0, 1988-89
8	8-0, 1988-89
9	8-1, 3x, last 1995-96
10	9-1, 2x, last 1995-96
11	10-1, 2x, last 1995-96
12	11-1, 2x, last 1995-96
13	12-1, 2x, last 1995-96
14	13-1, 1995-96
15	14-1, 1995-96
16	15-1, 1995-96
17	16-1, 1995-96
18	17-1, 1995-96
19	17-2, 3x, last 2022-23
20	18-2, 3x, last 2022-23
21	18-3, 5x, last 2022-23
22	19-3, 3x, last 2006-07
23	20-3, 2x, last 2006-07
24	21-3, 2x, last 2006-07
25	22-3, 2006-07
26	23-3, 2006-07
27	24-3, 2006-07
28	25-3, 2006-07
29	26-3, 2006-07
30	27-3, 2006-07
31	28-3, 2006-07
32	29-3, 2006-07
33	30-3, 2006-07
34	30-4, 2023-24
35	30-5, 2023-24

MISCELLANEOUS RECORDS

MISC. SINGLE SEASON RECORDS

DOUBLE-DIGIT SORING GAMES

	Tot.	Name	Season
1.	34	Chrissy Givens	2006-07
	34	Amber Holt	2007-08
	34	Ebony Rowe	2013-14
4.	32	Alysha Clark	2008-09
	32	Ebony Rowe	2011-12
	32	Ebony Rowe	2012-13
	32	Olivia Jones	2014-15
	32	Alex Johnson	2016-17

DOUBLE-DOUBLES

	Tot.	Name	Season
1.	26	Ebony Rowe	2013-14
2.	25	Robin Hendrix	1980-81
3.	21	Ebony Rowe	2012-13
4.	20	Alysha Clark	2009-10
5.	18	Jennifer McFall	1984-85

TRIPLE-DOUBLES

	Tot.	Name	Season
1.	1	Cheyenne Parker	2014-15
		18 pts, 17 rebs, 11 blks vs. UTEP (1.31.15)	
	1	Anastasia Hayes	2019-21
		17 pts, 11 rebs, 10 asts vs. Marshall (1.9.20)	

30-POINT PLUS GAMES

	Tot.	Name	Season
1.	14	Alysha Clark	2008-09
2.	13	Alysha Clark	2009-10
3.	11	Amber Holt	2007-08
4.	9	Tawanya Mucker	1987-88
5.	6	Anastasia Hayes	2020-21

MISC. CAREER RECORDS

DOUBLE-DIGIT SORING GAMES

	Tot.	Name	Season
1.	127	Ebony Rowe	2011-14
2.	108	Kim Webb	1984-87
3.	102	Patrice Holmes	2002-05
4.	100	Jennifer McFall	1982-85
	100	Priscilla Robinson	1991-94

CONSECUTIVE DOUBLE-DIGIT SORING GAMES

	Tot.	Name	Season
1.	60	Tawanya Mucker	1986-89
2.	55	Alysha Clark	2009-10
3.	40	Ebony Rowe	2013-14
4.	36	Kim Webb	1984-87
	36	Sherry Tucker	1992-95

DOUBLE-DOUBLES

	Tot.	Name	Season
1.	79	Ebony Rowe	2011-14
2.	38	Priscilla Robinson	1991-94
3.	37	Jennifer McFall	1982-85
	37	Alysha Clark	2009-10
5.	36	Tawanya Mucker	1986-89

TRIPLE-DOUBLES

	Tot.	Name	Season
1.	1	Cheyenne Parker	2014-15
	1	Anastasia Hayes	2019-21

ATTENDANCE RECORDS

TOP 10 CROWDS

Date	Opponent	Attendance
11/25/09	No. 6/5 Tennessee	11,802
11/8/13	No. 4/4 Tennessee	11,227
11/10/06	No. 1/1 Maryland	10,010
12/28/07	No. 8/8 LSU	7,858
11/08/18	Vanderbilt	7,842
2/18/12	Florida Atlantic	7,605
2/23/13	ULM	7,026
2/17/08	WKU	6,958
11/22/15	Ole Miss	6,605
11/09/12	Kennesaw State	5,806

** Excluding Education Day Games*

TOP 10 CROWDS WITH EDUCATION DAY GAMES

Date	Opponent	Attendance
11/25/09	No. 6/5 Tennessee	11,802
12/4/19	Lipscomb*	11,415
12/17/15	Missouri State*	11,411
11/29/18	Georgia State*	11,310
12/3/14	Clemson*	11,307
12/5/17	Coppin State*	11,305
11/8/13	No. 4/4 Tennessee	11,227
11/30/16	Ohio*	11,222
12/4/12	Austin Peay*	10,107
12/12/13	Kennesaw State*	10,028

ANNUAL TEAM STATS

	TOTAL									REBOUNDS									
Year	FG	FGA	Pct.	3FG	3FGA	Pct.	FT	FTA	Pct.	Off.	Def.	Total	Avg.	PF	A	TO	BLK	STL	Pts	Avg.
1976-77	875	1861	.470	-	-	-	276	460	.600	-	-	1253	52.2	487	366	531	-	-	2026	84.4
1977-78	930	2105	.442	-	-	-	336	531	.633	-	-	1489	53.2	508	324	623	-	-	2196	78.4
1978-79	761	1653	.460	-	-	-	387	633	.611	-	-	1129	43.4	666	284	584	-	-	1909	73.4
1979-80	896	1886	.475	-	-	-	420	597	.704	-	-	1335	40.4	540	390	642	-	-	2212	67.0
1980-81	832	1870	.445	-	-	-	511	695	.735	-	-	1332	45.6	587	276	616	52	212	2175	75.0
1981-82	748	1646	.454	-	-	-	396	614	.645	-	-	1176	47.0	603	290	515	98	245	1892	75.7
1982-83	949	2067	.459	-	-	-	518	763	.679	-	-	1363	44.0	672	383	502	118	248	2416	77.9
1983-84	828	1784	.464	-	-	-	470	726	.647	-	-	1228	42.3	583	361	563	116	257	2126	73.3
1984-85	1040	2065	.504	-	-	-	384	588	.652	-	-	1229	41.0	532	577	536	162	307	2464	82.1
1985-86	973	2067	.471	-	-	-	420	634	.662	-	-	1275	40.1	715	490	616	132	340	2366	78.9
1986-87	870	1829	.476	57	121	.471	414	585	.708	369	632	1104	40.9	484	447	420	62	149	2211	81.9
1987-88	915	1911	.479	97	224	.433	385	587	.656	407	670	1168	39.0	474	541	518	67	244	2312	77.1
1988-89	803	1711	.469	130	365	.356	400	585	.684	336	620	1036	38.4	431	454	454	31	237	2136	79.1
1989-90	742	1791	.414	114	303	.376	456	666	.685	385	622	1087	38.8	452	489	532	28	217	2054	73.4
1990-91	722	1643	.439	103	338	.305	471	655	.719	333	664	1105	39.5	468	485	526	64	191	2013	71.9
1991-92	828	1845	.449	119	322	.370	480	717	.669	436	645	1138	40.6	447	471	550	46	328	2261	80.7
1992-93	786	1750	.449	147	445	.330	445	619	.719	356	597	1022	36.5	420	497	438	53	316	2171	77.5
1993-94	741	1642	.451	144	434	.332	506	719	.704	392	688	1080	38.6	495	496	484	58	303	2132	76.1
1994-95	743	1746	.426	231	606	.381	501	699	.717	401	711	1112	39.7	506	438	433	48	281	2218	79.2
1995-96	837	1766	.474	152	449	.339	518	741	.699	429	790	1219	40.6	586	479	569	68	285	2344	78.1
1996-97	754	1765	.427	120	408	.294	440	634	.694	368	733	1101	36.7	571	453	621	65	317	2068	68.9
1997-98	766	1818	.421	125	384	.326	453	662	.684	466	687	1153	38.4	599	460	582	103	327	2110	70.3
1998-99	752	1595	.471	131	352	.372	452	650	.695	361	658	1019	37.7	554	477	594	64	350	2087	77.3
1999-00	763	1673	.457	131	391	.335	415	594	.699	379	719	1097	37.9	489	505	599	91	296	2072	72.5
2000-01	770	1700	.453	162	457	.354	503	731	.688	367	777	1144	38.1	525	477	651	56	295	2205	73.5
2001-02	786	1767	.445	140	462	.303	375	504	.744	387	739	1126	38.8	459	435	570	103	303	2087	72.0
2002-03	792	1765	.449	137	488	.281	330	465	.710	398	710	1108	36.9	438	405	565	86	316	2051	68.4
2003-04	813	1764	.461	116	422	.275	402	541	.743	362	772	1134	35.4	436	453	587	93	367	2144	67.0
2004-05	835	1823	.458	105	372	.282	355	540	.657	392	709	1101	33.4	500	481	607	84	419	2130	64.5
2005-06	839	1864	.450	180	493	.365	375	543	.691	413	639	1052	33.9	616	414	519	72	369	2233	72.0
2006-07	997	2204	.452	277	789	.351	421	568	.741	487	655	1142	33.6	659	511	497	62	465	2692	79.2
2007-08	892	2135	.418	269	832	.323	437	583	.750	488	629	1117	32.9	654	464	464	49	391	2490	73.2
2008-09	931	1999	.466	296	816	.363	440	587	.750	432	741	1173	34.5	594	549	547	90	379	2598	76.4
2009-10	911	1982	.460	313	848	.369	371	501	.741	417	696	1113	35.9	591	552	491	74	380	2506	80.8
2010-11	788	1765	.446	207	603	.343	387	559	.692	423	707	1130	36.5	527	469	591	69	278	2170	70.0
2011-12	798	1914	.417	224	706	.317	366	609	.601	478	718	1196	36.2	534	462	568	81	341	2186	66.2
2012-13	812	1795	.411	191	628	.304	399	565	.706	503	793	1296	39.3	520	435	534	96	294	2214	67.1
2013-14	775	1956	.396	199	716	.278	518	826	.627	535	867	1402	41.2	568	428	496	62	277	2267	66.7
2014-15	879	2103	.418	255	834	.306	441	713	.619	535	831	1366	40.2	624	515	519	143	360	2454	72.2
2015-16	798	1882	.424	217	659	.329	483	671	.720	424	795	1219	36.9	652	495	539	95	288	2296	69.5
2016-17	827	1861	.444	250	687	.364	477	622	.767	347	795	1142	33.6	655	525	511	86	255	2381	70.0
2017-18	583	1534	.380	212	661	.321	414	581	.713	346	703	1049	33.8	615	334	526	81	240	1792	58.8
2018-19	804	1849	.435	235	714	.329	361	516	.700	397	780	1177	34.6	640	399	432	92	265	2204	64.8
2019-20	760	1853	.410	232	745	.311	378	605	.625	385	793	1178	39.3	524	377	459	83	255	2130	71.0
2020-21	640	1609	.398	232	759	.306	339	514	.660	314	652	966	38.6	417	310	290	77	180	1851	74.0
2021-22	858	2109	.407	337	1014	.332	342	458	.747	374	887	1261	36.0	627	447	460	135	312	2395	68.4
2022-23	823	1906	.432	259	821	.315	519	661	.785	363	865	1228	37.2	575	426	396	129	273	2424	73.5
2023-24	873	2007	.435	297	857	.347	455	592	.769	369	961	1330	38.0	528	460	414	175	243	2498	71.4



MIDDLE TENNESSEE WOMEN'S BASKETBALL

program history

ALL-TIME LETTER WINNERS

A
Johnna Abney 2005-08
Cyndi Ainsworth 1997-99
Jamila Ajanaku..... 2009-11
Kyla Allison 2016-18
Patricia Allen.....1981-83
Joanne Aluka 1997-98, 2000-02
Patrice Amos 1976-78
Susie Anderson 1975-76
Tammy Andrew 1983-84
Bonnie Angus..... 1975-77, 1978-79
Zahira Arizmendi Rubio....2023-24
Sharon Armstrong..... 1975-77

B
Cartia Bailey 2001-04
Robbie Bailey 1977-78
Robin Baker.....1979-81
Pat Bandjlich.....1980-84
Latoya Barclay 2004-08
Angie Bartlett..... 1985-88
Jessica Beaty 1993-97
Lianne Beck..... 1985-89
Deborah Bell..... 1986-89
Carla Berry 1987-88
Amanda Bevis 1995-97
Barbara Biles..... 1975-77
Courtney Blakely .. 2021-2023, 24-pres.
Anastasiia Boldyreva .... 2021-pres.
Nancy Bolen 1976-79
Nikki Bonner.....1991-92
Rellah Boothe.....2019-21
Chanda Bowman..... 1996-97
Lakira Boyd..... 2004-07
Janay Brinkley 2010-14
Brandi Brown 2006-10
Kristi Brown 1989-93
Sandy Brown 1987-89
Jonelda Buck 1995-99
Bama Burrell..... 1997-99
Angelique Burtts 2007-08

C
Deja Cage 2020-21
Stephanie Capley.....1987-91
Karen Carter 1976-78
Linda Carter 1976-78
Sedonia Carter.....1998-00
Kasey Cartwright..... 1990-91
Shanice Cason 2011-15
Vikki Chandler 1975-76
Kelly Chastain..... 1998-01
Anabel Latorre Ciria 2019-2023
Alysha Clark 2008-10
Carden Cobb..... 2006-07
Sherry Coker..... 1975-76
Ester Coleman 1979-81
Katie Collier.....2015-19
Kim Collier..... 1987-88
Dana Conner.....1998-00
Shy Copney.....2013-14
Yamil Cordero 2002-04
Maggie Cox.....1990-94

D
Chrissy Davenport..... 1999-01
Marla Davenport 1986-90
Jadona Davis 2017-19
Lisa Davis..... 1985-86
Shawniza Davis 1984-86
Shytoria Davis 2008-09
Gracie Dodgen ..... 2021-pres.
China Dow.....2013-15
Mykia Dowdell 2018-19
Pam Duff 1978-79
Lindi Dye 1979-81

E
Brea Edwards.....2014-16
Lasonja Edwards 2017-19
Nikki Edwards.....1994-96
Carlita Elder 1995-99
Icelyn Elie..... 2009-13
Courtney Erickson.....1979-81
Julie Eve.....1994-96

F
Tiffany Fisher 2001-03
Patty Floyd 1977-78
Kay Francis 1996-98
Kim Francis 1995-96

G
Michelle Galloway 1987-88
Dana Garrett.....2008-10
Pippa Gipson.....1989-91
Chrissy Givens 2003-07
Iullia Grabovskaia.....2023-24
Jada Grannum ..... 2020-pres.
Ciara Gray 2001-05
Kay Green 1975-77
Jalynn Gregory..... 2021-pres.
Mescha Griffin..... 1992-94
Lori Gross..... 1985-86

H
Becky Hall 1989-90
Renee Hall 2001-02
Gracie Hamby.....2023-pres.
Bobbie Kay Hamilton 1980-84
Liz Hannah..... 1976-78
Latonya Harris 1990-91
Sherie Harris 1990-92
Anastasia Hayes.....2019-21
Aislynn Hayes.....2019-21
A'Queen Hayes.....2018-19
Julie Harrison 1987-89
Robin Hendrix..... 1980-82
Kara Hobbs 1993-94, 1995-96
Shelley Hoffman..... 1975-78
Patrice Holmes.....2001-05
Amber Holt 2006-08
Holly Hoover.....1981-84
Laurie Hopwood 1990-92
Krystle Horton 2003-07
Cassandra Howard 1980-81

I
Sifa Ineza 2023-24

J
Alice Jackson 1994-97
Amy Jackson 1985-86
Michelle Jackson 1992-94
Ditte Jakobsen..... 2003-05
Alex Johnson 2015-19
Janiece Johnson 2012-14
Stephanie Johnson 1975-77
Anna Jones 2017-19
Kortni Jones 2009-13
Olivia Jones.....2013-16
Venetia Jones.....1981-84
Jennifer Justice 2001-04
Lisa Justice 1979-81

K
Eboni Kirby 2001-04
Susha Kozlova 2019-2021

L
Kate LaMaster.....2000-01
Carol Lance 1975-78
Anne Marie Lanning 2007-11
Alice Lawrence....1984-85, 1986-87
Eva Lemeh.....1981-83
Laken Leonard 2010-14
Taylor Lewis 2019-21
Lynn Liggett 1974-76
Cyndi Lindley/Allen1981-84, 1986-87
Sheley Locker..... 1997-98
Jess Louro.....2015-19
Jordyn Luffman 2010-11
Erica Lufkin 1998-00
Chelsia Lymon 2006-10
Gabby Lyon.....2014-18

M
Jordan Majors..... 2015-19
Kseniya Malashka..... 2021-2023
Lauren March 2010-14
Monique Martin 2004-06
LaCondra Mason 2005-07
Meioshe Mason.....2023-24
Sharon McClanahan 1975-79
Keisha McClinic 2000-04
Jessica McClure 1998-02
Cathy McDonald 1984-86
Lee McDonald..... 1986-87
Molly McFadden.....2008-12
Jennifer McFall.....1981-85
Sherry McKinney 1977-78
Shayla Middlebrooks.....2016-17
Rhonda Miller 1980-81
Cindy Moore 1978-79
Julie Morrison..... 1989-93
Tawanya Mucker 1985-89
Angie Mullins 1989-90
Stephanie Myers 2011-13

N
Cortney Neeley 1995-99
Sharon Nevils 1984-86
Daphne Newsom.....1980-83
Libby Newton.....1988-90
Sara Nuxol..... 2004-05

O
Starr Orr..... 2004-08

P
Cheyenne Parker 2014-15
Angie Parkinson.....1993-94
Mia Parviainen 1999-03
Melanie Patchen.....1992-96
Paula Penttila 1999-03
Nicole Perkins.....1997-01
Linda Perry 1978-79
Ty Petty 2013-17
Jackie Pickel 2006-10
Brittany Pittman 2005-06
Celisa Polk..... 1978-80
TiAnna Porter 2013-16
Ilena Portik 1978-80
Heather Prater 1992-96

Q
Emily Queen 2007-11

R
Dymon Raynor..... 2009-13
Rebecca Reuter 2014-18
Kathy Riley 1976-79
Priscilla Robinson 1990-94
Janet Ross..... 1983-87
Denise Rousseau 1975-76
Ebony Rowe 2010-14

S
Dor Saar..... 2021-22
Maria Salas 1981-85
Charity Savage.....2016-20
Mackenzie Sells 2012-15
Jessica Schlueter.....2001-03
Ta'Mia Scott.....2022-pres.
Tammy Scott 1983-84
Christy Scruggs 1986-90
Debbie Shipley..... 1978-79
Sharon Sliger 1975-76
Michelle Simmons 2000-01
Abbey Sissom.....2014-18
Tricia Sisson 1989-93
Trena Smiley.....1980-82
Mary Smith 1990-91
Sherry Smith..... 1979-83
Tanika Smith..... 1995-98
Natalie Sneed 1994-98
KeKe Stewart 2010-14
Tina Stewart 2008-11
Tia Stovall 2002-06
Taylor Sutton..... 2018-20

T
Whitney Tate 2006-07
Jennifer Taylor.....1979-80
Trella Thomas..... 1992-96
Jamie Thomatis 1998-02
Sally Thornton 1979-80
Sherry Tucker.....1991-95
Kiya Turner 2019-20

U
Kim Upchurch.....1981-83

V
Dora Van Rijs.....2023-24

W
Thelisa Wade 1988-89
Sheila Ware.....1989-90
Caroline Warden 2012-16
Michelle Wayman 1990-91
Jenne Webb 2003-05
Kim Webb 1983-87
Christy Weldon 1993-95
Savannah Wheeler 2022-24
Courtney Whitson..... 2019-24
Alexis Whittington 2018-2023
Amanda Whittington 2018-22
Kay Willbanks..... 1983-87
Caya Williams.....2013-15
Cherrita Williams.....1991-93
Gail Wilson 1975-76
Debra Winfree 1979-81
LaShonda Winfree.....1998-00
Clarissa Woodard 1993-94
Josephine Wright 1978-80
Shana Wright 1988-92

Z
Jan Zitney 1975-78

ALL-TIME JERSEY NUMBERS

0
Julie Eve
Ciara Gray
Sifa Ineza
Alex Johnson
Chelsia Lymon
Julie Morrison
LaShonda Winfree

1
Courtney Blakely
Janay Brinkley
Anastasia Hayes
A'Queen Hayes
Amber Holt
Monique Martin

2
Johnna Abney
Anastasiia Boldyreva
Janay Brinkley
Kasey Cartwright
Hannah Preservati
Taylor Sutton
Jenne Webb

3
Kyla Allison
Gracie Dodgen
Kate LaMaster
Taylor Lewis
Erica Lufkin
Monique Martin
LaCondra Mason
Ty Petty
Abbey Sissom
Emily Queen

4
Gracie Dodgen
Krystle Horton
Savannah Wheeler
Debra Winfree

5
Shanice Cason
Kseniya Malashka
Keisha McClinic
Abbey Sissom
Natalie Sneed
Kiya Turner

9
Dora Van Rijs

10
Deborah Bell
Teneka "Bama" Burrell
Linda Carter
Kim Collier
Yamil Cordero
Jalynn Gregory
Bobby Kay Hamilton
Shayla Middlebrooks
Sara Nuxol
Paula Penttila
Ileana Portik
Mackenzie Sells
Gail Wilson
Shana Wright

11
Jamila Ajanaku
Anabel Latorre Ciria
Jadona Davis
Aislynn Hayes
Ditte Jakobsen
Jess Louro
Jessica McClure
Emily Monson
Cheyenne Parker
Whitney Tate
Gail Wilson

12
Deborah Bell
Sherry Coker
Lisa Davis
Brea Edwards
Julie Eve
Jada Grannum
Mescha Griffin
Gracie Hamby
Jennifer Justice
Jess Louro
Cortney Neeley
Starr Orr
Maria Salas
Cherrita Williams

13
Sharon Armstrong
Karyn Crabtree
Icelyn Elie
Jordan Majors
Mia Parviainen
Celisa Polk
Tricia Sisson

14
Latoya Barclay
Katie Collier
Savannah Davis
Laurie Hopwood
Libby Newton
Dymon Raynor
Sherry Smith

15
Kelly Chastain
Anabel Latorre Ciria
Carden Cobb
Carlita Elder
Mescha Griffin
Anna Jones
Lynn Liggett
Janet Ross
Dor Saar
Ta'Mia Scott
Natalie Sneed

20
Jonelda Buck
Lori Gross
Ty Petty
Tina Stewart

21
Elina Arike
Carla Berry
Brandi Brown
Kristi Brown
Lasonja Edwards
Kara Hobbs
Ebony Rowe
Tanika Smith
Tia Stovall

22
Pat Bandjlich
Lianne Beck
Alysha Clark
Tiffany Fisher
Chrissy Givens
Jada Grannum
Sharon McClanahan
Angie Mullins
Nicole Perkins
Rebecca Reuter
Christy Weldon

23
Abby Andrews
Angelique Burtts
Sedonia Carter
Jada Harrison
Patrice Holmes
Gabby Lyon
Lauren March
Michelle Simmons
Trella Thomas
Michelle Wayman
Alexis Whittington

24
Cartia Bailey
China Dow
Kay Francis
Kim Francis
Kortni Jones
Cathy McDonald
Ana Milanovic
Rebecca Reuter
Christy Scruggs
Sherry Tucker
Alice Wallace
Amanda Whittington

25
Jonelda Buck
Pam Duff
Lindi Dye
Liz Hannah
Daphne Newsom
Kim Webb

30
Robbie Bailey
Rellah Boothe
Sandy Brown
Carlita Elder
Amy Jackson
Stephanie Johnson
Anne Marie Lanning
Rhonda Miller
Linda Perry
Priscilla Robinson
Janet Ross
Sherry Smith
Caya Williams

31
Zahira Arizmendi Rubio
Lakira Boyd
Deka Cage
TiAnna Porter

32
Angie Bartlett
Dana Garrett
Kay Greene
Robin Hendrix
Alice Jackson
Michelle Jackson
Eboni Kirby
Susha Kozlova
Alice Lawrence
Jordyn Luffman
Debbie Shipley
Trena Smiley
Caroline Warden

33
Patricia Allen
Robin Baker
Jessica Beaty
Nikki Bonner
Stephanie Myers
Kathy Riley
Sharon Sliger
Courtney Whitson
Kay Willbanks

34
Ester Coleman
Mykia Dowdell
Renee Hall
Shelly Hoffman
Olivia Jones
Stephanie Myers
Heather Prater
Lanae Riley
Kim Upchurch

35
Vikki Chandley
Jamie Thomatis
Charity Savage

40
Tammy Andrews
Barbara Biles
Shytoria Davis
Nikki Edwards
Michelle Galloway
Becky Hall
LaTonya Harris
Cassandra Howard
Eva Lemeh
Meioshe Mason
Sherry McKinney
Sharon Nevils

41
Nancy Bolen
Pippa Gipson
Venetia Jones
Tawanya Mucker
Daphne Newsom
Christy Weldon

42
Patrice Amos
Susie Anderson
Stephanie Capley
Dana Conner
Stanislava Kabernick
Jennifer McFall
Jessica Schlueter
KeKe Stewart

43
Carol Lance
Cyndi Lindley
Kara Meadows
Cindy Moore
Brittany Pittman
Christy Scruggs
Clarissa Woodard

44
Bonnie Angus
Chanda Bowman
Shy Copney
Maggie Cox
Chrissy Davenport
Marla Davenport
Shawniza Davis
Patty Floyd
Holly Hoover
Molly McFadden

45
Sherie Harris
Denise Rousseau

50
Cyndi Ainsworth
Julie Harrison
Janiece Johnson
Angie Parkinson
KeKe Stewart
Jan Zitney

52
Joanne Aluka
Amanda Bevis
Courtney Erickson
Robin Hendrix
Laken Leonard

55
Karen Carter
Iullia Grabovskaia
Melanie Patchen

AWARDS & HONORS

ASSOCIATED PRESS ALL-AMERICAN

SECOND TEAM

Chrissy Givens 2006-07
Alysha Clark 2008-09; 09-10

THIRD TEAM

Amber Holt 2007-08

HONORABLE MENTION

Ebony Rowe 2012-13; 13-14

CBSSPORTS.COM ALL-AMERICAN

FIRST TEAM

Amber Holt 2007-08

SECOND TEAM

Alysha Clark 2008-09

WBCA ALL-AMERICAN

HONORABLE MENTION

Amber Holt 2007-08
Alysha Clark 2008-09; 09-10
Ebony Rowe 2012-13; 13-14
Anastasia Hayes 2020-21

USBWA ALL-AMERICAN

Chrissy Givens 2006-07
Amber Holt 2007-08
Alysha Clark 2009-10

FULL COURT ALL-AMERICAN

HONORABLE MENTION

Ebony Rowe 2013-14

FULL COURT MID-MAJOR POY

Ebony Rowe 2013-14

FULL COURT FRESHMAN ALL-AMERICAN

Ebony Rowe 2010-11

HER HOOPS STATS FRESHMAN ALL-AMERICAN

Aislynn Hayes 2019-20

CSM HIGH-MAJOR ALL-AMERICAN

Ebony Rowe 2013-14
Olivia Jones 2014-15

CSM HIGH-MAJOR PLAYER OF THE YEAR

Ebony Rowe 2013-14
Olivia Jones 2014-15

CSM MID-MAJOR PLAYER OF THE YEAR

Ebony Rowe 2012-13

COSIDA ACADEMIC ALL-AMERICAN

FIRST TEAM

Lianne Beck 1987-88
Chrissy Givens 2005-06; 06-07

SECOND TEAM

Brandi Brown 2009-10
Ebony Rowe 2013-14

THIRD TEAM

Alysha Clark 2009-10

COSIDA ACADEMIC ALL-AMERICAN OF THE YEAR

Chrissy Givens 2006-07

COSIDA ACADEMIC ALL-DISTRICT

FIRST TEAM

Chrissy Givens 2005-06; 06-07
Brandi Brown 2009-10
Alysha Clark 2009-10
Ebony Rowe 2013-14

SECOND TEAM

Heather Prater 1995-96
Krystle Horton 2004-05; 05-06
Brandi Brown 2008-09

THIRD TEAM

Brandi Brown 2007-08

LOWE'S SENIOR CLASS AWARD FINALIST

Alysha Clark 2009-10

AT&T LONG DISTANCE AWARD

Heather Prater 1994-95

HALL OF FAME EDWARD A. STEITZ AWARD

Heather Prater 1994-95

ARTHUR ASHE SPORTS SCHOLAR

Ebony Rowe 2012-13; 13-14

FEMALE ATHLETE OF THE YEAR

CONFERENCE USA

Ebony Rowe 2013-14
Anastasia Hayes 2020-21
Savannah Wheeler 2023-24

PLAYERS OF THE YEAR

CONFERENCE USA

Ebony Rowe 2013-14
Anastasia Hayes 2020-21
Savannah Wheeler 2023-24

SUN BELT CONFERENCE

Chrissy Givens 2005-06; 06-07
Alysha Clark 2008-09; 09-10

OHIO VALLEY CONFERENCE

Jennifer McFall 1984-85
Kim Webb 1985-86
Tawanya Mucker 1988-89
Priscilla Robinson 1991-92

TENNESSEE SPORTS WRITERS ASSOCIATION

Brea Edwards 2015-16

TENNESSEE SPORTS HOF AMATEUR ATHLETE

Ebony Rowe 2013-14
Anastasia Hayes 2020-21

NEWCOMERS OF THE YEAR

CONFERENCE USA

A'Queen Hayes 2018-19
Aislynn Hayes 2019-20

SUN BELT CONFERENCE

Amber Holt 2006-07
Alysha Clark 2008-09

FRESHMAN OF THE YEAR

CONFERENCE USA

Olivia Jones 2013-14
Alex Johnson 2015-16
Taylor Sutton 2018-19
Aislynn Hayes 2019-20

SUN BELT CONFERENCE

Patrice Holmes 2001-02
Ebony Rowe 2010-11

OHIO VALLEY CONFERENCE

Priscilla Robinson 1990-91
Jonelda Buck 1995-96
Joanne Aluka 1997-98

DEFENSIVE PLAYER OF THE YEAR

CONFERENCE USA

Anastasiia Boldyreva 2023-24

SUN BELT CONFERENCE

Patrice Holmes 2002-03; 04-05
Keisha McClinic 2003-04
Chrissy Givens 2005-06; 06-07
Amber Holt 2007-08
Chelsia Lymon 2009-09
Jackie Pickel 2009-10

SIXTH PLAYER OF THE YEAR

CONFERENCE USA

Gabby Lyon 2016-17
Kseniya Malashka 2021-22; 22-23

COACH OF THE YEAR

CONFERENCE USA

Rick Insell 2022-23

SUN BELT CONFERENCE

Rick Insell 2006-07
Rick Insell 2008-09
Rick Insell 2011-12

OHIO VALLEY CONFERENCE

Larry Joe Inman 1979-80
Larry Joe Inman 1982-83
Larry Joe Inman 1984-85
Lewis Bivens 1987-88

TENNESSEE SPORTS WRITERS ASSOCIATION

Rick Insell 2023-24

FIRST TEAM

CONFERENCE USA

Ebony Rowe 2013-14
Olivia Jones 2014-15
Brea Edwards 2015-16
Alex Johnson 2016-17
Ty Petty 2016-17
A'Queen Hayes 2018-19
Anastasia Hayes 2019-20; 20-21
Savannah Wheeler 2022-23; 23-24
Courtney Whitson 2022-23
Anastasiia Boldyreva 2023-24

SUN BELT CONFERENCE

Jamie Thomatis 2000-01; 01-02
Patrice Holmes 2001-02; 02-03; 03-04; 04-05
Krystle Horton 2003-04
Chrissy Givens 2005-06, 06-07
Amber Holt 2006-07; 07-08
Kortni Jones 2011-12
Alysha Clark 2008-09; 09-10
Brandi Brown 2009-10
Anne Marie Lanning 2010-11
Ebony Rowe 2010-11; 11-12; 12-13
Kortni Jones 2012-13

OHIO VALLEY CONFERENCE

Sharon McClanahan 1978-79
Ester Coleman 1979-80; 80-81
Robin Hendrix 1980-81
Jennifer McFall 1981-82; 82-83; 83-84; 84-85
Kim Webb 1985-87
Kay Willbanks 1985-86
Tawanya Mucker 1987-88; 88-89
Priscilla Robinson 1990-91; 92-93; 93-94
Sherry Tucker 1994-95
Heather Prater 1995-96
Jamie Thomatis 1999-00

SECOND TEAM

CONFERENCE USA

Ty Petty 2015-16
Alex Johnson 2017-18; 18-19
Charity Savage 2019-20
Aislynn Hayes 2020-21
Kseniya Malashka 2021-22
Dor Saar 2021-22
Courtney Whitson 2021-22; 23-24
Jalynn Gregory 2022-23; 23-24
Ta'Mia Scott 2023-24

SUN BELT CONFERNCE

Jackie Pickel 2009-10
Icelyn Elie 2012-13

OHIO VALLEY CONFERENCE

Holly Hoover 1981-82; 83-83; 83-84
Eva Lemeh 1982-83
Kim Webb 1983-84
Alice Lawrence 1986-87
Janet Ross 1986-87
Sandy Brown 1988-89
Stephanie Capley 1989-90
Heather Prater 1994-95
Jonelda Buck 1995-96
Bama Burrell 1998-99

THIRD TEAM

SUN BELT CONFERENCE

Krystle Horton 2005-06; 06-07
Tia Stovall 2005-06
Brandi Brown 2008-09

AWARDS & HONORS

Chelsia Lymon 2008-09

HONORABLE MENTION
SUN BELT CONFERENCE

Tia Stovall 2004-05
Krystle Horton 2004-05

OHIO VALLEY CONFERENCE

Stephanie Capley.....1990-91
Michelle Jackson 1992-93
Jessica Beaty 1996-97
Jonelda Buck 1996-97
Bama Burrell..... 1997-98
Cortney Neeley..... 1997-98
Jamie Thomatis 1998-99
Joanne Aluka 1999-00

ALL DEFENSIVE TEAM
CONFERENCE USA

Ebony Rowe 2013-14
Abbey Sissom.....2016-17
Alexis Whittington 2021-22
Anastasiia Boldyreva 2023-24

ALL FRESHMAN
CONFERENCE USA

Olivia Jones.....2013-14
Alex Johnson 2015-16
Anna Jones 2017-18
Taylor Sutton.....2018-19
Aislynn Hayes.....2019-20
Anastasiia Boldyreva 2021-22
Jalynn Gregory.....2021-22

OHIO VALLEY CONFERENCE

Ileana Portik 1978-79
Ester Coleman 1979-80
Lisa Justice 1979-80
Sherry Smith..... 1979-80
Cassandra Howard 1980-81
Jennifer McFall..... 1981-82
Kim Webb 1983-84
Kay Willbanks..... 1983-84
Alice Lawrence..... 1984-85
Tawanya Mucker..... 1985-86
Julie Morrison..... 1989-90
Kristi Brown..... 1989-90
Priscilla Robinson 1990-91
Sherry Tucker 1991-92
Jessica Beaty 1993-94
Natalie Sneed..... 1994-95
Jonelda Buck 1995-96
Cortney Neeley..... 1995-96
Chanda Bowman..... 1996-97
Joanne Aluka 1997-98
Kelly Chastain..... 1997-98
Jamie Thomatis 1998-99

CONFERENCE TOURNEY MVPS
CONFERENCE USA

Ebony Rowe 2013-14
Ty Petty 2015-16
Anastasia Hayes..... 2020-21
Savannah Wheeler 2023-24

SUN BELT CONFERENCE

Patrice Holmes.....2003-04; 04-05
Chrissy Givens 2005-06; 06-07
Alysha Clark 2008-09; 09-10
Kortni Jones 2012-13

OHIO VALLEY CONFERENCE

Holly Hoover.....1982-83
Jennifer McFall..... 1983-84
Kim Webb 1984-85; 85-86
Bama Burrell..... 1997-98

ALL TOURNAMENT
CONFERENCE USA

Olivia Jones.....2013-14
Ebony Rowe 2013-14
Brea Edwards 2015-16
Alex Johnson 2015-16
Ty Petty 2015-16
A'Queen Hayes.....2018-19
Alex Johnson 2018-19
Anastasia Hayes..... 2020-21
Courtney Whitson 2020-21
Jalynn Gregory.....2022-23; 23-24
Kseniya Malashka..... 2022-23
Anastasiia Boldyreva 2023-24
Savannah Wheeler 2023-24

SUN BELT CONFERENCE

Jamie Thomatis 2001-02
Patrice Holmes...2002-03; 03-04; 04-05
Tia Stovall ..2002-03; 03-04; 04-05; 05-06
Krystle Horton 2003-04, 06-07
Chrissy Givens ...2004-05; 05-06; 06-07
Amber Holt 2006-07; 07-08
Brandi Brown 2008-09
Alysha Clark 2008-09; 09-10
Chelsia Lymon 2008-09
Anne Marie Lanning 2009-10
Icelyn Elie..... 2011-12
Kortni Jones 2011-12; 12-13
Ebony Rowe 2011-12; 12-13

OHIO VALLEY CONFERENCE

Sharon McClanahan 1978-79
Holly Hoover.....1982-83
Eva Lemeh.....1982-83
Jennifer McFall.... 1982-83; 83-84; 84-85
Kim Webb ..1983-84; 84-85; 86-86; 86-87
Kay Willbanks.....1984-85; 85-86
Tawanya Mucker... 1985-86, 87-88; 88-89
Janet Ross..... 1986-87
Sandy Brown.....1987-8
Stephanie Capley.....1989-90, 90-91
Priscilla Robinson ..1990-91, 92-93; 93-94
Sherry Tucker 1991-92, 93-94
Michelle Jackson 1992-93
Jonelda Buck 1995-96
Carlita Elder 1995-96, 97-98
Bama Burrell..... 1997-98

PLAYERS OF THE WEEK
USBWA NATIONAL PLAYER OF THE WEEK

Ty Petty 1/3/17
Brea Edwards 2/2/16
Cheyenne Parker 1/27/15
Jalynn Gregory.....12/12/23
Anastasiia Boldyreva 1/14/24

NCAA.COM NATIONAL PLAYER OF THE WEEK

Ebony Rowe 12/3/13
Cheyenne Parker 1/25/15
Brea Edwards 12/9/15
Brea Edwards 2/3/16
Ty Petty 1/4/17
Abbey Sissom.....3/1/17
Alex Johnson 11/14/18
Anastasia Hayes.....12/23/20
Anastasia Hayes.....2/3/20
Kseniya Malashka.....2/2/22
Savannah Wheeler 11/13/23
Savannah Wheeler 1/24/24

CSM HIGH-MAJOR NATIONAL PLAYER OF THE WEEK

Ebony Rowe 12/1/13
Olivia Jones..... 1/11/15
Cheyenne Parker 2/1/15
Brea Edwards 2/14/16
Alex Johnson 1/22/17
Charity Savage.....12/30/19
Anastasia Hayes.....3/2/20
Anastasia Hayes..... 12/21/20
Anastasia Hayes.....1/4/21
Anastasia Hayes..... 2/2/21

CSM MID-MAJOR NATIONAL PLAYER OF WEEK

Ebony Rowe 1/1/12

CSM HIGH-MAJOR C-USA PLAYER OF WEEK

Ebony Rowe 12/1/13
Ebony Rowe 12/22/13
KeKe Stewart 1/12/14
Olivia Jones..... 12/28/14
Olivia Jones..... 1/11/15
Cheyenne Parker 1/25/15
Cheyenne Parker 2/1/15
Brea Edwards 12/6/15
Brea Edwards 12/20/15
Brea Edwards 2/14/16
Alex Johnson 1/22/17
Ty Petty 2/12/17
Alex Johnson 11/12/18
A'Queen Hayes..... 1/7/09
Charity Savage.....12/30/19
Anastasia Hayes.....3/2/20
Anastasia Hayes.....1/3/21
Anastasia Hayes.....1/31/21

CSM MID-MAJOR C-USA PLAYER OF WEEK

Ebony Rowe 12/25/11
Ebony Rowe 1/1/12
Ebony Rowe 1/22/12
Ebony Rowe 2/5/12
Ebony Rowe 2/12/12
Ebony Rowe 3/3/12
Ebony Rowe 11/11/12
Ebony Rowe 1/6/13
Ebony Rowe 1/13/13
Ebony Rowe 3/3/13

TENNESSEE SPORTS WRITERS ASSOCIATION

Ebony Rowe 11/12/13
Ebony Rowe 12/11/13
Ebony Rowe 1/3/13
Ebony Rowe 1/14/13
Ebony Rowe 1/22/13
Ebony Rowe 1/29/13
Ebony Rowe 3/4/13
Ebony Rowe 12/3/13
Ebony Rowe 12/10/13
Ebony Rowe 12/23/13
Ebony Rowe 1/1/14
KeKe Stewart 1/14/14
Ebony Rowe 1/28/14
Ebony Rowe 2/18/14
Cheyenne Parker 1/26/15
Cheyenne Parker 2/2/15
Brea Edwards 2/2/16
Brea Edwards 2/17/16
Ty Petty 1/2/17
Alex Johnson 1/24/17
Ty Petty 2/14/17
Anastasia Hayes..... 12/3/19
Charity Savage.....11/26/19
Aislynn Hayes.....2/4/20
Anastasia Hayes..... 2/11/20
Anastasia Hayes..... 12/15/20
Anastasia Hayes.....1/5/21
Anastasia Hayes..... 2/2/21
Anastasiia Boldyreva 1/16/24

CONFERENCE USA

Ebony Rowe 12/2/13
Ebony Rowe 1/6/14
Ebony Rowe 2/17/14
Olivia Jones..... 12/8/14
Olivia Jones..... 12/29/14
Cheyenne Parker 1/26/15
Cheyenne Parker 2/2/15
Brea Edwards 12/7/15
Brea Edwards 12/21/15
Brea Edwards 1/1/16
Brea Edwards 2/15/16
Ty Petty 1/2/17
Alex Johnson 1/23/17
Ty Petty 2/13/17
Alex Johnson 11/12/18
A'Queen Hayes.....12/31/18
A'Queen Hayes.....1/14/19
Anastasia Hayes.....11/11/19
Charity Savage..... 12/30/19
Anastasia Hayes..... 1/13/20
Anastasia Hayes.....3/2/20
Charity Savage.....3/8/20
Anastasia Hayes..... 12/14/20
Anastasia Hayes..... 12/21/20
Anastasia Hayes.....1/4/21
Anastasia Hayes.....1/25/21
Anastasia Hayes.....2/1/21
Kseniya Malashka..... 1/10/22
Kseniya Malashka.....1/31/22
Savannah Wheeler 12/5/22
Kseniya Malashka..... 1/2/23
Savannah Wheeler 1/23/23
Savannah Wheeler 2/13/23
Savannah Wheeler 11/13/23
Anastasiia Boldyreva 11/20/23
Ta'Mia Scott..... 12/4/23
Jalynn Gregory.....12/11/23
Anastasiia Boldyreva 1/15/24
Savannah Wheeler 1/22/24
Jalynn Gregory.....1/29/24
Savannah Wheeler 2/12/24
Savannah Wheeler 2/19/24
Savannah Wheeler 3/11/24

SUN BELT CONFERENCE

Jamie Thomatis 12/18/00
Jamie Thomatis 2/5/01
Jamie Thomatis 2/26/01
Jamie Thomatis 12/4/01
Patrice Holmes..... 1/13/03
Patrice Holmes.....2/10/03
Patrice Holmes..... 11/25/03
Patrice Holmes.....12/8/03
Krystle Horton 2/9/04
Krystle Horton 12/28/04
Tia Stovall 3/1/05
Chrissy Givens 12/6/06
Chrissy Givens 1/10/06
Chrissy Givens 2/23/06
Amber Holt 11/14/06
Chrissy Givens 11/21/06
Chrissy Givens 12/12/06
Chrissy Givens 1/22/07
Amber Holt 2/5/07
Amber Holt 11/20/07
Amber Holt 12/18/07
Amber Holt 1/7/08
Amber Holt 1/28/08
Amber Holt 2/18/08
Alysha Clark 11/25/08
Alysha Clark 2/2/08
Alysha Clark 1/19/09
Alysha Clark 2/2/09
Alysha Clark 2/16/09
Alysha Clark 3/2/09
Alysha Clark 11/17/09
Alysha Clark 12/15/09
Alysha Clark 12/22/09
Alysha Clark 1/18/10
Alysha Clark 2/22/10
Alysha Clark 3/1/10
Ebony Rowe 11/16/10
Ebony Rowe 12/14/10
Ebony Rowe 1/4/11
Icelyn Elie.....2/7/11
Ebony Rowe 2/14/11
Ebony Rowe 12/13/11
Ebony Rowe 1/2/12
Ebony Rowe 1/23/12
Ebony Rowe 2/27/12
Ebony Rowe 11/12/12
Ebony Rowe 12/11/12
Ebony Rowe 1/14/13

AWARDS & HONORS

OHIO VALLEY CONFERENCE

Ester Coleman 1/7/80
Robin Hendrix..... 1/12/81
Robin Hendrix..... 1/26/81
Jennifer McFall..... 12/14/81
Jennifer McFall..... 2/22/82
Holly Hoover..... 12/21/82
Holly Hoover..... 1/24/83
Holly Hoover..... 1/31/83
Holly Hoover..... 2/21/81
Kim Webb 1/9/84
Kay Willbanks..... 2/13/84
Kay Willbanks..... 1/16/85
Jennifer McFall..... 1/30/85
Kim Webb 1/13/85
Jennifer McFall/Kim Webb 2/20/85
Kay Willbanks..... 2/11/86
Kim Webb 1/5/87
Kim Webb 1/27/87
Kim Webb 2/24/87
Tawanya Mucker..... 1/12/88
Tawanya Mucker..... 1/26/88
Tawanya Mucker..... 2/16/88
Tawanya Mucker..... 1/3/89
Tawanya Mucker..... 1/17/89
Tawanya Mucker..... 2/13/89
Priscilla Robinson 1/15/91
Priscilla Robinson 12/23/91
Priscilla Robinson 1/21/92
Heather Prater 12/22/92
Cherrita Williams..... 1/4/93
Priscilla Robinson 2/29/93
Sherry Tucker 12/14/93
Priscilla Robinson 1/31/94
Maggie Cox 2/7/94
Jessica Beaty 12/12/94
Heather Prater 1/2/95
Heather Prater 2/13/95
Sherry Tucker 2/27/95
Jessica Beaty 12/18/95
Jonelda Buck 1/15/96
Cortney Neeley..... 2/10/97
Bama Burrell..... 12/8/97
Jamie Thomatis 2/14/00
Jamie Thomatis 2/28/00

FRESHMEN OF THE WEEK

USBWA NATIONAL FRESHMAN OF THE WEEK

Anna Jones 1/30/18
Taylor Sutton..... 12/11/19
Aislynn Hayes..... 11/26/19
Aislynn Hayes..... 12/31/19
Aislynn Hayes..... 2/4/20

CONFERENCE USA

Olivia Jones..... 1/20/14
Olivia Jones..... 2/17/14
Alex Johnson 11/30/15
Alex Johnson 12/7/15
Alex Johnson 1/11/16
Alex Johnson 1/25/16
Alex Johnson 2/22/16
Anna Jones 1/13/18
Anna Jones 1/29/18
Taylor Sutton..... 11/26/18
Taylor Sutton..... 12/10/18
Taylor Sutton..... 1/14/19
Taylor Sutton..... 1/21/19
Aislynn Hayes..... 11/25/19
Aislynn Hayes..... 12/23/19
Aislynn Hayes 12/30/19
Courtney Whitson..... 1/20/20
Aislynn Hayes..... 2/3/20
Aislynn Hayes..... 2/10/20
Aislynn Hayes..... 2/24/20
Aislynn Hayes..... 3/2/20
Jalynn Gregory..... 12/6/21
Jalynn Gregory..... 12/20/21
Anastasiia Boldyreva 1/31/22
Anastasiia Boldyreva 2/14/22

OHIO VALLEY CONFERENCE

Ester Coleman 1/21/80
Ester Coleman 2/4/80
Lisa Justice 2/25/80
Jennifer McFall..... 1/11/82
Jennifer McFall..... 2/8/82
Jennifer McFall..... 2/15/82
Kim Webb 1/23/84
Kim Webb 2/27/84
Alice Lawrence..... 1/9/85
Alice Lawrence..... 1/16/85
Alice Lawrence..... 1/23/85
Lori Gross..... 12/17/85
Tawanya Mucker..... 2/25/86
Pippa Gipson..... 12/11/89
Becky Hall 1/30/90
Pippa Gibson..... 2/20/90
Priscilla Robinson 12/10/90
Priscilla Robinson 1/22/91
Priscilla Robinson 2/12/91
Priscilla Robinson 2/19/91
Priscilla Robinson 2/26/91
Sherry Tucker 1/28/92
Sherry Tucker 2/18/92
Jessica Beaty 1/10/94
Jonelda Buck 12/4/95
Jonelda Buck 12/18/95
Jonelda Buck 1/8/96
Carlita Elder 1/21/96
Cortney Neeley..... 2/19/96
Joanne Aluka 12/1/97
Kelly Chastain..... 1/5/98
Joanne Aluka/Kelly Chastain 2/9/98
Erica Lufkin 11/23/98
Jamie Thomatis 12/14/98
Jamie Thomatis 1/11/99
Jessica McClure 1/18/99
Jamie Thomatis 12/14/98
Jamie Thomatis 2/22/99
Mia Parviainen 12/6/99

NEWCOMER OF THE WEEK

OHIO VALLEY CONFERENCE

Julie Morrison..... 2/27/90
Nikki Bonner..... 12/9/91
Nikki Bonner..... 1/14/92
Nikki Bonner..... 2/11/92
Michelle Jackson 1/11/93
Michelle Jackson 2/24/97
Tanika Smith..... 2/24/97
Chrissy Davenport..... 12/13/99
Cyndi Ainsowrth 1/26/98
Bama Burrell..... 2/9/98
Bama Burrell..... 2/16/98

ACADEMICS

WBCA GOOD WORKS TEAM NOMINEE

Janiece Johnson 2013-14
Shanice Cason 2014-15
Caroline Warden 2015-16

NCAA POSTGRADUATE ETHNIC & MINORITY SCHOLARSHIP

Janay Brinkley 2013-14

JIM CASTAÑEDA POSTGRADUATE SCHOLARSHIP

Laken Leonard 2013-14

SUN BELT POSTGRADUATE SCHOLARSHIP

Brandi Brown 2008-09

SUN BELT LEADERSHIP TEAM

Ebony Rowe 2012-13

SUN BELT SPORTSMANSHIP AWARD

Kelly Chastain..... 2000-01

OVC ACADEMIC MEDAL OF HONOR

Lianne Beck..... 1987-88
Cyndi Ainsworth 1997-98

CUSA COMMISSIONER'S ACADEMIC MEDAL (3.75+ GPA)

Laken Leonard 2013-14
Mackenzie Sells 2013-14; 14-15
Hannah Preservati..... 2014-15
Abbey Sissom..... 2014-15, 15-16
Alex Johnson 2015-16
Jess Louro 2015-16
Jordan Majors..... 2015-16
Charity Savage..... 2016-17
Anna Jones 2017-18
Kara Meadows 2017-18
Mykia Dowdell 2018-19
Amanda Whittington .. 2018-19; 19-20; 20-21
Courtney Whitson..... 2019-20; 20-21
Susha Kozlova..... 2020-21
Dor Saar..... 2021-22
Amanda Whittington 2021-22
Gracie Dodgen 2022-23
Lanae Riley 2022-23
Ta'Mia Scott..... 2022-23
Gracie Dodgen 2023-24
Dora Van Rijs..... 2023-24

CUSA COMMISSIONER'S HONOR ROLL (3.25+ GPA)

Janay Brinkley 2013-14
Laken Leonard 2013-14
Lauren March 2013-14
TiAnna Porter..... 2013-14; 14-15; 15-16
Ebony Rowe 2013-14
MacKenzie Sells 2013-14
KeKe Stewart 2013-14
Rebecca Reuter .. 2014-15; 15-16; 16-17; 17-18
Caroline Warden 2014-15
Alex Johnson .. 2015-16; 16-17; 17-18; 18-19
Jess Louro 2015-16; 17-18; 18-19
Jordan Majors.. 2015-16; 16-17; 17-18; 18-19
Abbey Sissom.. 2014-15; 15-16; 16-17; 17-18
Charity Savage.. 2016-17; 17-18; 18-19; 19-20
Anna Jones 2017-18; 18-19
Kara Meadows 2017-18
Jadona Davis 2017-18
Gabby Lyon..... 2017-18
Taylor Sutton 2018-19; 19-20
Alexis Whittington 2018-19; 19-20
Amanda Whittington 2018-19; 19-20; 20-21, 22-23
Rellah Boothe..... 2019-20
Kiya Turner 2019-20
Courtney Whitson .. 2019-20; 20-21, 22-23, 23-24
Jada Grannum 2020-21, 22-23
Susha Kozlova..... 2020-21
Anabel Latorre 2020-21, 22-23
Courtney Blakely 2021-22, 22-23
Anastasiia Boldyreva . 2021-22, 22-23, 23-24
Gracie Dodgen 2021-22, 22-23, 23-24
Jada Grannum 2021-22, 22-23, 23-24
Jalynn Gregory..... 2021-22, 22-23, 23-24
Alexis Whittington 2021-22, 22-23
Courtney Whitson..... 2021-22, 22-23
Kseniya Malashka..... 2022-23
Lanae Riley 2022-23
Ta'Mia Scott..... 2022-23, 23-34
Savannah Wheeler 2022-23, 23-24
Iullia Grabovskaia..... 2023-24
Gracie Hamby..... 2023-24
Dora Van Rijs..... 2023-24

SUN BELT HONOR ROLL (3.0-3.49 GPA)

Kelly Chastain..... 2000-01
Kate Lamaster 2000-01
Keisha McClinic .. 2000-01; 01-02; 02-03; 03-04
Mia Parviainen 2001-02; 02-03
Melissa Weiland 2002-03
Latoya Barclay ... 2005-06; 06-07; 07-08
Starr Orr..... 2005-06
Tia Stovall 2005-06
Carden Cobb..... 2006-07
Chrissy Givens 2006-07
Chelsia Lymon 2006-07
Whitney Tate..... 2006-07
Amber Holt 2007-08
Jackie Pickel 2007-08
Abby Andrews 2008-09
Molly McFadden..... 2008-09, 10-11; 11-12
Tina Stewart 2008-09, 2010-11
Dana Garrett 2009-10
Anne Marie Lanning 2009-10; 10-11
Emily Queen 2009-10; 10-11
Janay Brinkley 2010-11; 11-12
Jamila Ajanaku..... 2011-12
Shanice Cason 2011-12
Icelyn Elie..... 2011-12
Laken Leonard 2011-12
Lauren March 2011-12
Ebony Rowe 2011-12
KeKe Stewart 2011-12
Janay Brinkley 2012-13
Janiece Johnson 2012-13
Stephanie Myers 2012-13
TiAnna Porter..... 2012-13
KeKe Stewart 2012-13
Carolina Warden 2012-13

SUN BELT COMMISSIONER'S LIST (3.5-4.0 GPA)

Christy Davenport..... 2000-01
Mia Parviainen 2000-01
Paula Penttila 2000-01; 01-02; 02-03
Nicole Perkins..... 2000-01
Jessica Schlueter..... 2002-03
Amber Benjamin 2003-04
Chrissy Givens ... 2003-04; 04-05; 05-06
Krystle Horton .. 2003-04; 04-05; 05-06; 06-07
Ciara Gray 2004-05
Johnna Abney 2005-06
LaCondra Mason 2005-06; 06-07
Brandi Brown .. 2006-07; 07-08; 08-09; 09-10
Jackie Pickel ... 2006-07, 2008-09; 09-10
Anne Marie Lanning 2007-08
Alysha Clark 2008-09; 09-10
Laken Leonard 2010-11
Jordyn Luffman 2010-11
Ebony Rowe 2010-11
Emily Queen 2011-12
Laken Leonard 2012-13
Lauren March 2012-13
Ebony Rowe 2012-13
MacKenzie Sells 2012-13

OHIO VALLEY COMMISSIONER'S HONOR ROLL (3.25-4.0 GPA)

Marla Davenport 1989-90
Julie Morrison .. 1989-90; 90-91; 91-92; 92-93
Shana Wright 1989-90; 91-92
Pippa Gibson..... 1990-91
Laurie Hopwood 1990-91, 91-92
Mescha Griffin..... 1992-93; 93-94
Michelle Jackson 1992-93
Heather Prater .. 1992-93; 93-94; 94-95; 95-96
Christy Smith 1992-93
Jessica Beaty .. 1993-94; 94-95; 95-96; 96-97
Johnna Jackson 1993-94
Angela Parkinson..... 1993-94
Julie Eve..... 1994-95; 95-96
Alice Jackson 1994-95; 95-96; 96-97
Jonelda Buck 1995-96, 97-98; 98-99
Heather Edmondson..... 1995-96
Kim Jackson 1995-96
Chanda Bowman 1996-97
Kathryn Francis 1996-97; 97-98
Cyndi Ainsworth 1997-98; 98-99
Bama Burrell..... 1997-98
Kelly Chastain..... 1997-98; 98-99; 99-00
Nicole Perkins..... 1997-98, 99-00
Christy Davenport..... 1998-99; 99-00
Paula Penttila 1999-00
Jamie Thomatis 1999-00

COACHING HISTORY

Year	Coach	Overall	Pct.	Conference^	Pct.	Home	Road	Neutral	Postseason
1975-76	Pat Jones	15-9	.625	-	-	5-3	7-2	3-4	-
1976-77	Pat Jones	20-5	.800	-	-	12-1	6-3	2-1	-
	Total	**35-14**	**.714**			**17-4**	**13-5**	**5-5**	
1977-78	Pat Sarver	15-13	.536	-	-	7-5	6-5	2-3	-
	Total	**15-13**	**.536**						
1978-79	Larry Joe Inman	14-13	.519	6-4	.600	9-3	5-6	0-4	-
1979-80	Larry Joe Inman	23-10	.697	10-1*	.909	9-3	11-4	3-3	-
1980-81	Larry Joe Inman	16-13	.552	6-3	.667	7-4	8-4	1-5	-
1981-82	Larry Joe Inman	20-5	.800	9-3	.750	9-1	10-3	1-1	-
1982-83	Larry Joe Inman	26-5	.839	10-0*#	1.000	10-1	13-4	3-0	NCAA
1983-84	Larry Joe Inman	19-10	.655	12-2*#	.857	11-2	7-8	1-0	NCAA
1984-85	Larry Joe Inman	23-7	.767	13-1*#	.929	13-2	9-5	1-0	NCAA
1985-86	Larry Joe Inman	20-10	.667	13-1*#	.929	12-0	7-8	1-2	NCAA
	Total	**161-73**	**.688**	**78-16**	**.830**				
1986-87	Jim Davis	19-8	.704	12-2*	.857	9-4	6-4	4-0	-
	Total	**19-8**	**.704**	**12-2**	**.857**				
1987-88	Lewis Bivens	22-8	.733	12-2*#	.857	10-0	8-8	2-0	NCAA
1988-89	Lewis Bivens	21-6	.778	10-2*	.833	9-4	9-2	3-0	-
1989-90	Lewis Bivens	11-17	.393	7-5	.583	6-6	4-6	1-5	-
1990-91	Lewis Bivens	14-14	.500	8-4	.667	7-4	5-6	2-4	-
1991-92	Lewis Bivens	19-9	.679	10-4	.714	11-2	6-5	2-2	-
1992-93	Lewis Bivens	21-7	.750	13-3	.813	10-3	9-4	2-0	-
1993-94	Lewis Bivens	21-7	.750	11-5	.688	10-3	9-3	2-1	-
1994-95	Lewis Bivens	19-9	.679	12-4*	.750	9-3	7-4	3-2	-
1995-96	Lewis Bivens	24-6	.800	13-3*	.813	12-1	7-4	5-1	NCAA
1996-97	Lewis Bivens	10-20	.333	7-11	.389	4-8	6-9	0-3	-
	Total	**182-103**	**.639**	**103-43**	**.705**				
1997-98	Stephany Smith	18-12	.600	11-7*#	.611	8-4	6-7	4-1	NCAA
1998-99	Stephany Smith	18-10	.643	14-4	.778	11-2	7-6	0-2	WNIT
1999-2000	Stephany Smith	18-11	.621	11-5	.688	11-2	6-7	1-2	-
2000-01	Stephany Smith	17-13	.567	9-7	.563	10-2	5-9	2-2	WNIT
2001-02	Stephany Smith	16-13	.552	7-7	.500	7-7	8-5	1-1	-
2002-03	Stephany Smith	18-12	.600	9-5	.643	10-3	6-7	2-1	-
2003-04	Stephany Smith	24-8	.750	10-4*#	.714	11-2	9-5	4-1	NCAA
2004-05	Stephany Smith	24-9	.727	11-3#	.786	12-2	7-6	5-1	NCAA
	Total	**153-88**	**.635**	**81-42**	**.659**				
2005-06	Rick Insell	20-11	.645	10-4#	.714	15-1	4-9	1-1	NCAA
2006-07	Rick Insell	30-4	.882	18-0*#	1.000	13-2	13-1	4-1	NCAA
2007-08	Rick Insell	22-12	.647	14-4	.778	11-2	9-9	2-1	WNIT
2008-09	Rick Insell	28-6	.824	17-1*#	.944	15-1	10-5	3-0	NCAA
2009-10	Rick Insell	25-6	.806	17-1*#	.944	12-1	10-4	3-1	NCAA
2010-11	Rick Insell	23-8	.742	14-2*	.875	12-1	9-5	2-2	NCAA
2011-12	Rick Insell	26-7	.788	16-0*	1.000	13-2	10-4	3-1	NCAA
2012-13	Rick Insell	25-8	.757	17-3*#	.850	12-2	10-5	3-1	NCAA
2013-14	Rick Insell	29-5	.853	15-1*#	.938	11-2	12-2	6-1	NCAA
2014-15	Rick Insell	24-10	.706	14-4	.778	14-4	9-5	1-1	WNIT
2015-16	Rick Insell	24-9	.727	15-3#	.833	11-3	9-4	4-2	NCAA
2016-17	Rick Insell	23-11	.676	15-3	.833	13-5	9-5	1-1	WNIT
2017-18	Rick Insell	18-13	.581	10-6	.625	9-4	8-7	1-2	WNIT
2018-19	Rick Insell	23-11	.676	11-5	.688	11-3	8-7	4-1	WNIT
2019-20	Rick Insell	21-9	.700	13-5	.722	12-3	8-4	1-2	CANCELLED
2020-21	Rick Insell	17-8	.680	12-4#	.750	8-5	6-2	3-1	NCAA
2021-22	Rick Insell	27-8	.771	14-4	.778	16-1	9-5	2-2	WNIT
2022-23	Rick Insell	28-5	.848	18-2*#	.900	14-0	10-3	4-2	NCAA
2023-24	Rick Insell	30-5	.857	16-0*#	1.000	12-1	11-3	7-1	NCAA
	Total	**463-156**	**.747**	**279-52**	**.842**				

*^ - Ohio Valley (1978-79 to 1999-2000), Sun Belt (2000-01 to 2012-13) and Conference USA (2013-14 to present); * - Regular-season title; # - Tourn. title*



1975–1977
Pat Jones
1975-1977
Record: 35-34



1977–1978
Pat Sarver
1977-1978
Record: 15-13



1978–1986
Larry Joe Inman
1978-1986
Record: 161-73



1986–1987
Jim Davis
1986-1987
Record: 19-8



1987–1997
Lewis Bivens
1987-1997
Record: 182-103



1997–2005
Stephany Smith
1997-2005
Record: 153-88



2005–Pres.
Rick Insell
2005-Pres.
Record: 463-156

ALL-AMERICANS



CHRISSY GIVENS
2003-2007 | 5-11 | GUARD
MONROE, LA.

2007: Associated Press Second Team, United States Basketball Writers Association.



AMBER HOLT
2006-08 | 6-0 | FORWARD
DULUTH, GA.

2008: Associated Press Third Team, United States Basketball Writers Association, CBSSports.com First Team, State Farm/WBCA Honorable Mention.



ALYSHA CLARK
2008-2010 | 5-10 | FORWARD
MT. JULIET, TENN.

2009: Associated Press Second Team, CBSSports.com Second Team, State Farm/WBCA Honorable Mention.
2010: Associated Press Second Team, State Farm/WBCA Honorable Mention, United States Basketball Writers Association, Lowe's Senior First Team, NetScouts Basketball Third Team, Full Court Press Second Team, Basketball Times Third Team.



EBONY ROWE
2010-2014 | 6-1 | FORWARD
LEXINGTON, KY.

2011: Full Court Press Freshman Third Team.
2013: Associated Press Honorable Mention, WBCA Honorable Mention.
2014: Associated Press Honorable Mention, WBCA Honorable Mention, Full Court Press Honorable Mention, CSM High-Major.



OLIVIA JONES
2013-2016 | 5-10 | GUARD
MURFREESBORO, TENN.

2015: CSM High-Major.



ANASTASIIA HAYES
2019-21 | 5-7 | GUARD
MURFREESBORO, TENN.

2021: WBCA Honorable Mention.



SAVANNAH WHEELER
2022-PRES. | 5-6 | GUARD
CATLETTSBURG, KY.

2023: World Exposure Report Mid-Major Honorable Mention.
2024: World Exposure Report Mid-Major First Team.

BLUE RAIDERS IN THE PROS

WNBA DRAFT

2007
Chrissy Givens ..... 37th Overall Pick

2008
Amber Holt ..... Ninth Overall Pick

2010
Alysha Clark ..... 17th Overall Pick

2015
Cheyenne Parker ..... Fifth Overall Pick

2023
Kseniya Malashka ..... 35th Overall Pick

TEAMS LIST

ATLANTA DREAM
Cheyenne Parker ..... 2021-Pres.

CHICAGO SKY
Cheyenne Parker 2015-2020
* Kseniya Malashka ..... 2023-Pres.

CONNECTICUT SUN
Amber Holt 2008-2009

DETROIT SHOCK
Chrissy Givens 2008

LAS VEGAS ACES
Alysha Clark ..... 2023-Pres.

PHOENIX MERCURY
Chrissy Givens 2007

SAN ANTONIO STARS
Alysha Clark 2010-2011

SEATTLE STORM
Alysha Clark 2012-2020

TULSA SHOCK
Amber Holt 2010-2012

WASHINGTON MYSTICS
Alysha Clark 2021-2022

* Denotes currently playing overseas

WNBA PLAYERS

AMBER HOLT
- Drafted 9th overall by the Connecticut Sun in 2008
- Named to the 2008 WNBA All-Rookie Team
- Traded to the Tulsa Shock in 2010

CHRISSY GIVENS
- Drafted 31st overall by the Phoenix Mercury in 2007
- Signed with the Detroit Shock in 2008

ALYSHA CLARK
- Drafted 17th overall by the San Antonio Silver Stars in 2010; Debuted for the Seattle Storm in 2012
- 2018, 2020 WNBA Champion (Seattle Storm)
- 2020 WNBA All-Defensive First Team; 2019 WNBA All Defensive Second Team
- 2019, 2020 Led WNBA In Three-Point Field Goal Percentage
- 2023 WNBA Sixth Player of the Year
- 2023 WNBA Champion (Las Vegas Aces)

CHEYENNE PARKER
- Drafted 5th overall by the Chicago Sky in 2015
- Traded to the Atlanta Dream in 2021
- 2023 WNBA All-Star; The first in Lady Raider history

KSENIYA MALASHKA
- Drafted 35th overall by the Chicago Sky in 2023



IN-SEASON TOURNAMENT RESULTS

MEMPHIS STATE INVITATIONAL
MEMPHIS, TENN.

02/06/76 ..... at Memphis JV ..... W, 77-35
02/06/76 ..... vs. Miss. Univ. for Women ..... L, 63-72
02/07/76 ..... vs. Murray State ..... W, 64-57
02/07/76 ..... vs. Mississippi State ..... L, 73-78

MTSU INVITATIONAL
MURFREESBORO, TENN.

02/11/77 ..... Chattanooga ..... W, 95-73
02/11/77 ..... Murray State ..... W, 92-63

MTSU TIPOFF INVITATIONAL
MURFREESBORO, TENN.

11/18/77 ..... Mississippi State ..... W, 83-70
11/18/77 ..... Kentucky ..... L, 80-82

BLUE MOUNTAIN TOURNAMENT
BLUE MOUNTAIN, MISS.

1977-78 ..... vs. Southern Miss ..... W, 82-75 (OT)
1977-78 ..... at Blue Mountain ..... W, 76-59
1977-78 ..... vs. Berry College ..... L, 53-77

MTSU TIPOFF INVITATIONAL
MURFREESBORO, TENN.

11/17/78 ..... Kentucky ..... W, 90-87
11/18/78 ..... Memphis ..... L, 81-91

MUW CHRISTMAS TOURNAMENT
COLUMBUS, MISS.

12/14/78 ..... vs. Mississippi ..... L, 61-68
12/14/78 ..... vs. Utah ..... L, 74-82
12/16/78 ..... vs. Mississippi State ..... L, 0-2

OVC TIPOFF TOURNAMENT
MURFREESBORO, TENN.

12/03/79 ..... Western Kentucky ..... W, 54-49
12/04/79 ..... Morehead State ..... L, 51-58

MUW CHRISTMAS TOURNAMENT
COLUMBUS, MISS.

12/13/79 ..... vs. Mississippi ..... W, 69-63
12/14/79 ..... vs. Tennessee Tech ..... L, 68-71 (OT)
12/15/79 ..... vs. Central Missouri ..... L, 70-72

NORTHERN KENTUCKY INVITATIONAL
HIGHLAND HEIGHTS, KY.

01/04/80 ..... at Northern Kentucky ..... L, 69-70
01/05/80 ..... vs. Miami (Ohio) ..... W, 73-49

MUW CHRISTMAS TOURNAMENT
COLUMBUS, MISS.

12/18/80 ..... vs. Clemson ..... L, 63-66
12/19/80 ..... vs. South Alabama ..... L, 50-51
12/20/80 ..... at Miss. Univ. for Women ..... W, 89-71

HURRICANE CLASSIC
MIAMI, FLA.

12/28/80 ..... vs. Jackson State ..... L, 62-82
12/29/80 ..... vs. Miami (Ohio) ..... W, 78-57
12/30/80 ..... at Miami (Fla.) ..... L, 74-80

DIAL CLASSIC
OXFORD, MISS.

01/08/82 ..... at Mississippi ..... L, 66-67
01/09/82 ..... vs. South Alabama ..... W, 72-55

LADY RAZORBACK INVITATIONAL
FAYETTEVILLE, ARK.

02/04/83 ..... vs. Mississippi State ..... W, 79-76 (OT)
02/05/83 ..... at Arkansas ..... L, 72-73

DIAL CLASSIC
OXFORD, MISS.

12/16/83 ..... vs. Union (Tenn.) ..... W, 74-62
12/17/83 ..... at Mississippi ..... L, 72-84

COMMUNIPLEX CLASSIC
CINCINNATI, OHIO

12/28/84 ..... vs. West Virginia ..... W, 93-67
12/29/84 ..... at Cincinnati ..... L, 91-98

BOWLING GREEN BANK INVITATIONAL
BOWLING GREEN, KY.

11/25/85 ..... vs. Oklahoma ..... L, 75-83
11/26/85 ..... vs. South Alabama ..... L, 63-79

LADY KAT DIAL CLASSIC
LEXINGTON, KY.

11/29/85 ..... vs. Clemson ..... W, 90-88
11/30/85 ..... at Kentucky ..... L, 77-85

COMMUNIPLEX CLASSIC
CINCINNATI, OHIO

11/28/86 ..... vs. Northern Kentucky ..... W, 70-69
11/29/86 ..... vs. Wisconsin ..... W, 69-56

MAINE HOLIDAY TOURNAMENT
ORONO, MAINE

12/27/86 ..... vs. Quinnipiac ..... W, 89-59
12/28/86 ..... at Maine ..... L, 67-75

GEORGIA STATE INVITATIONAL
ATLANTA, GA.

11/27/87 ..... at Georgia State ..... W, 101-80
11/28/87 ..... vs. Mississippi State ..... W, 57-56

INDIANA CLASSIC
BLOOMINGTON, IND.

12/04/87 ..... vs. Central Michigan ..... W, 64-56
12/05/87 ..... at Indiana ..... W, 65-59

SHONEY'S INN CLASSIC
MURFREESBORO, TENN.

12/02/88 ..... Mississippi College ..... W, 93-53
12/03/88 ..... Clemson ..... W, 69-64

MIDWEST ROUNDBALL CLASSIC
TULSA, OKLA.

12/16/88 ..... vs. UT-Arlington ..... W, 73-62
12/17/88 ..... vs. TCU ..... W, 70-53

WAGNER HOLIDAY TOURNAMENT
NEW YORK, N.Y.

12/28/88 ..... vs. Siena ..... W, 103-62
12/29/88 ..... at Wagner ..... L, 75-80 (OT)

NEVADA TOURNAMENT
RENO, NEV.

11/24/89 ..... vs. Texas Tech ..... L, 61-76
11/25/89 ..... vs. Bucknell ..... W, 94-68
11/26/89 ..... vs. San Francisco ..... L, 57-82

ILLINI CLASSIC
CHAMPAIGN, ILL.

12/01/89 ..... vs. Eastern Illinois ..... L, 68-90
12/02/89 ..... vs. Portland State ..... L, 64-69

GEORGIA STATE TOURNAMENT
ATLANTA, GA.

11/23/90 ..... vs. UAB ..... L, 68-76
11/24/90 ..... at Georgia State ..... W, 98-94

PIZZA INN CLASSIC
JONESBORO, ARK.

11/30/90 ..... vs. Wichita State ..... W, 63-44
12/01/90 ..... at Arkansas State ..... L, 60-71

FIU FUN AND SUN CLASSIC
MIAMI, FLA.

01/02/91 ..... vs. Mississippi ..... L, 59-78
01/03/91 ..... vs. Oklahoma State ..... L, 70-88
01/04/91 ..... vs. Brown ..... L, 73-81

GARDEN PLAZA CLASSIC
MURFREESBORO, TENN.

12/06/91 ..... Western Carolina ..... W, 76-65
12/07/91 ..... Alabama ..... L, 69-101

USF CLASSIC
SAN FRANCISCO, CALIF.

12/13/91 ..... vs. San Jose State ..... W, 88-54
12/14/91 ..... at San Francisco ..... L, 54-70

SHONEY'S CLASSIC
TUSCALOOSA, ALA.

12/19/91 ..... vs. Houston ..... L, 85-99
12/20/91 ..... vs. Jackson State ..... W, 76-68

GARDEN PLAZA CLASSIC
MURFREESBORO, TENN.

12/11/92 ..... Troy ..... W, 88-65
12/12/92 ..... Louisville ..... L, 70-71

WAGNER HOLIDAY TOURNAMENT
NEW YORK, N.Y.

12/28/92 ..... vs. Yale ..... W, 66-50
12/29/92 ..... at Wagner ..... W, 73-53

UTA/MARRIOTT CLASSIC
ARLINGTON, TEXAS

12/03/93 ..... vs. Oregon ..... W, 79-74
12/04/93 ..... at UT-Arlington ..... W, 87-66

GARDEN PLAZA CLASSIC
MURFREESBORO, TENN.

12/10/93 ..... Oral Roberts ..... W, 81-55
12/11/93 ..... Southern Indiana ..... W, 94-72

SPORTS BELLE CLASSIC
MURFREESBORO, TENN.

11/27/94 ..... Georgia ..... L, 71-95

SUN BANK/UCF HOLIDAY CLASSIC
ORLANDO, FLA.

12/29/94 ..... vs. Mississippi ..... L, 56-103
12/30/94 ..... vs. Fairleigh Dickinson ..... W, 108-71
12/31/94 ..... vs. Appalachian State ..... W, 73-65

IN-SEASON TOURNAMENT RESULTS

SPORTS BELLE CLASSIC
MURFREESBORO, TENN.

11/24/95	Mississippi	W, 88-86

PEPPERDINE TOURNAMENT
MALIBU, CALIF.

12/02/95	vs. Houston	W, 76-69
12/03/95	vs. Radford	W, 84-73

GARDEN PLAZA CLASSIC
MURFREESBORO, TENN.

12/08/95	Belmont	W, 63-44
12/09/95	Alabama	L, 53-68

GEORGIA STATE TOURNAMENT
ATLANTA, GA.

12/15/95	vs. Georgia Southern	W, 101-90
12/16/95	at Georgia State	W, 80-64

PARADISE CLASSIC
HONOLULU, HAWAI'I

12/20/96	vs. Missouri	L, 55-61
12/21/96	vs. West Virginia	L, 60-77
12/23/96	at Hawai'i	L, 63-82

LAS VEGAS CLUB SHOOTOUT
LAS VEGAS, NEV.

12/05/97	vs. Xavier	L, 62-78
12/06/97	at UNLV	W, 85-82 (OT)

DOUBLETREE CLASSIC
NEW ORLEANS, LA.

12/29/98	vs. Maine	L, 78-92
12/30/98	vs. Furman	L, 66-83

INSIGHT.COM BOWL CLASSIC
TUCSON, ARIZ.

12/10/99	vs. Indiana	L, 68-81
12/12/99	vs. Texas Southern	W, 76-55

UCF CLASSIC
ORLANDO, FLA.

12/21/00	vs. UNC Greensboro	W, 69-66
12/22/00	at UCF	W, 71-69

WILDCAT CLASSIC
MANHATTAN, KAN.

12/06/02	at Kansas State	L, 61-79
12/07/02	vs. Milwaukee	L, 60-62

FAU EMBASSY SUITES CLASSIC
BOCA RATON, FLA.

11/28/03	vs Manhattan	L, 65-70
11/29/03	vs Norfolk State	W, 80-58

HOUSTON COUGAR CLASSIC
HOUSTON, TEXAS

11/27/04	vs. Wisconsin	W, 77-74
11/28/04	at Houston	L, 56-80

UAB BLAZER TOURNAMENT
BIRMINGHAM, ALA.

11/25/05	vs. Penn State	W, 79-65
11/26/05	at UAB	L, 69-71

SUBWAY CLASSIC
MINNEAPOLIS, MINN.

11/18/06	vs. Maine	W, 87-60
11/19/06	at Minnesota	W, 79-61

PRESEASON WNIT
MURFREESBORO, TENN./NORMAN, OKLA.

11/15/08	Lafayette	W, 85-47
11/19/08	at Oklahoma	L, 65-85
11/22/08	Indiana	W, 65-59

UTSA HOLIDAY CLASSIC
SAN ANTONIO, TEXAS

12/20/10	vs. St. Bonaventure	W, 58-53
12/21/10	vs. Kansas State	W, 63-49

LADY LION CLASSIC
UNIVERSITY PARK, PA.

11/11/11	UNC Wilmington	W, 79-60
11/13/11	at 12/14 Penn State	L, 49-65

PRESEASON WNIT
MURFREESBORO, TENN./IOWA CITY, IOWA

11/09/12	Kennesaw State	W, 87-45
11/11/12	Memphis	W, 82-68
11/14/12	at Iowa	L, 63-69 (ot)

GULF COAST SHOWCASE
ESTERO, FLA.

11/29/13	Southeastern Louisiana	W, 88-71
11/30/13	Wright State	W, 69-62
12/1/13	Mississippi State	W, 62-48

NUGGET CLASSIC
RENO, NEV.

11/27/15	Alabama	L, 46-64
11/28/15	Nevada	W, 90-46

UTRGV HOLIDAY CLASSIC
EDINBURG, TEXAS

12/19/17	USC	L, 57-72
12/20/17	Canisius	W, 55-45

UNLV LADY REBEL ROUNDUP
LAS VEGAS, NEV.

11/24/18	Dartmouth	W, 70-58
11/25/18	UNLV	W, 66-62

FORDHAM HOLIDAY CLASSIC
BRONX, N.Y.

12/29/18	Chattanooga	W, 58-47
12/30/18	Fordham	L, 49-61

GULF COAST SHOWCASE
ESTERO, FLA.

11/29/19	Auburn	W, 73-50
11/30/19	No. 22/21 Gonzaga	L, 50-62
12/1/19	(RV) Arizona State	L, 60-61

DAYTONA BEACH THANKSGIVING INVITE
DAYTONA BEACH, FLA.

11/26/21	Marquette	L, 55-59 (OT)
11/27/21	Illinois	W, 62-52

LAS VEGAS THANKSGIVING INVITATIONAL
LAS VEGAS, NEV.

11/25/22	Texas Tech	L, 67-72
11/26/22	Missouri State	W, 79-54

BAD BOY MOWERS WOMEN'S BATTLE 4 ATLANTIS
PARADISE ISLAND, BAHAMAS

11/18/23	Michigan	L, 49-63
11/19/23	DePaul	W, 71-69
11/20/23	Memphis	W, 64-57

CONFERENCE CHAMPIONSHIPS





REGULAR SEASON TITLES

1979-80, 1982-83, 1983-84, 1984-85, 1985-86, 1986-87, 1987-88, 1988-89, 1994-95, 1995-96, 1997-98

TOURNAMENT TITLES

1982-83, 1983-84, 1984-85, 1985-86, 1987-88, 1997-98



REGULAR SEASON TITLES

2003-04, 2006-07, 2008-09, 2009-10, 2010-11, 2011-12, 2012-13

TOURNAMENT TITLES

2003-04, 2004-05, 2005-06, 2006-07, 2008-09, 2009-10, 2012-13



REGULAR SEASON TITLES

2013-14, 2022-23, 2023-24

TOURNAMENT TITLES

2013-14, 2015-16, 2020-21, 2022-23, 2023-24

NCAA TOURNAMENT HISTORY

21 NCAA TOURNAMENT APPEARANCES

Year	Seed	Round	Opponent	Result
1983	#9	Opening Round	#8 Jackson State	W, 67-62
	#9	First Round	#1 LA Tech	L, 59-91
1984	#6	First Round	#3 Tennessee	L, 52-70
1985	#5	First Round	#4 WKU	L, 83-90
1986	#10	First Round	#7 South Carolina	W, 78-77
	#10	Second Round	#2 LSU	L, 65-78
1988	#10	First Round	#7 Kansas	L, 75-81
1996	#13	First Round	#4 Kansas	L, 57-72
1998	#15	First Round	#2 Duke	L, 67-92
2004	#13	First Round	#4 North Carolina	W, 67-62
	#13	Second Round	#5 Notre Dame	L, 46-59
2005	#12	First Round	#5 NC State	W, 60-58
	#12	Second Round	#4 Texas Tech	L, 69-80
2006	#12	First Round	#5 Utah	L, 71-76
2007	#5	First Round	#12 Gonzaga	W, 85-46
	#5	Second Round	#13 Marist	L, 59-73
2009	#8	First Round	#9 Michigan State	L, 59-60
2010	#10	First Round	#7 Mississippi State	L, 64-68
2011	#11	First Round	#6 Georgia	L, 41-56
2012	#10	First Round	#7 Vanderbilt	L, 46-60
2013	#12	First Round	#5 Louisville	L, 49-74
2014	#8	First Round	#9 Oregon State	L, 36-55
2016	#12	First Round	#5 Florida State	L, 55-72
2021	#14	First Round	#3 Tennessee	L, 62-87
2023	#11	First Round	#6 Colorado	L, 60-82
2024	#11	First Round	#6 Louisville	W, 71-69
	#11	Second Round	#3 LSU	L, 56-83

MIDDLE TENNESSEE 67, JACKSON STATE 62

Midwest Regional
Opening Round | March 15, 1983
JSU Athletics and Assembly Center | Jackson, Miss.

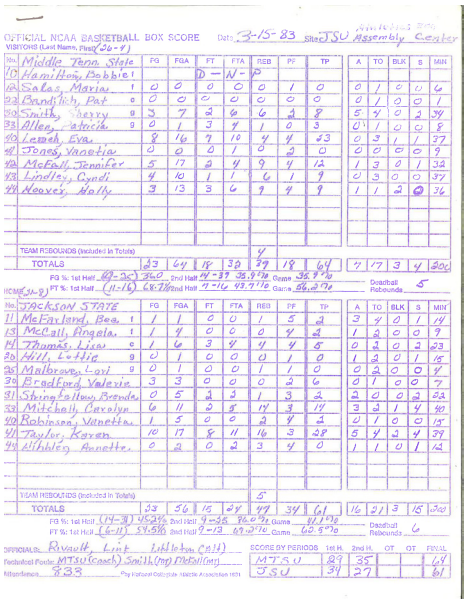
OFFICIAL NCAA BASKETBALL BOX SCORE Date 3-15-83 Site JSU Assembly Center

VISITORS (Last Name, First) (26-4)

No.	Middle Tenn State	FG	FGA	FT	FTA	REB	PF	TP	A	TO	BLK	S	MIN
10	Hamilton, Bobbie			D – N – P									
12	Salas, Maria	0	0	0	0	0	1	0	0	1	0	0	6
22	Bandilich, Pat	0	0	0	0	0	0	0	0	1	0	0	1
30	Smith, Sherry	3	7	2	6	6	4	8	5	4	0	2	34
33	Allen, Patricia	3	0	1	3	4	1	0	3	0	1	0	28
40	Leach, Eva	8	16	7	10	4	4	23	0	3	1	1	37
41	Jones, Vanetia	0	0	0	1	0	2	0	0	0	0	0	9
42	McFall, Jennifer	5	17	3	4	9	4	12	1	3	0	1	38
43	Lindley, Cyndi	4	10	1	1	6	1	9	0	3	0	0	37
44	Neaves, Holly	3	13	3	6	9	4	9	1	1	2	0	36
	TEAM REBOUNDS (Included in Totals)					4							
	TOTALS	33	64	18	30	39	18	67	7	17	3	4	200

FG % 1st Half .469=.360 2nd Half .474=.387 Game .358%
FT % 1st Half .611=.647 2nd Half .733=.846 Game .766%
Deadball Rebounds 5

HOME (24-8)

No.	Jackson State	FG	FGA	FT	FTA	REB	PF	TP	A	TO	BLK	S	MIN
11	McFarland, Bea	1	1	0	0	1	5	2	3	4	0	1	14
13	McCall, Angela	1	4	0	0	0	4	2	1	2	0	0	9
14	Thomas, Lisa	1	6	3	4	4	4	5	0	2	0	2	23
20	Hill, Lottie	3	0	1	0	0	0	1	0	1	2	0	1	15
25	Malbrough, Lori	3	0	1	0	0	1	1	0	0	2	0	0	4
30	Bradford, Valerie	3	3	0	0	0	2	6	0	1	0	0	1	7
31	Stringfellow, Brenda	0	2	2	2	1	3	2	2	0	0	2	2	23
33	Mitchell, Carolyn	6	11	2	2	1	4	14	3	3	1	1	4	40
40	Robinson, Vinetha	1	5	0	0	2	3	2	0	1	0	0	1	15
41	Taylor, Karen	10	17	8	11	6	3	28	5	4	2	1	4	37
44	Hilliard, Annette	0	2	0	2	3	4	0	1	1	0	0	1	14
	TEAM REBOUNDS (Included in Totals)					5							
	TOTALS	33	56	15	24	27	34	61	16	21	3	5	200

FG % 1st Half .611=.458 2nd Half .464=.321 Game .386%
FT % 1st Half .611=.647 2nd Half .733=.846 Game .766%
Deadball Rebounds 6

OFFICIALS: Rivault, Link (Middle Tenn) Technical Fouls: MTSU (Coach) Smith (Mg) Attendance 5,333

SCORE BY PERIODS	1st H.	2nd H.	OT	OT	FINAL
MTSU	27	35			62
JSU	34	27			61

LOUISIANA TECH 91, MIDDLE TENNESSEE 59

Midwest Regional
First Round | March 17, 1983
Thomas Assembly Center | Ruston, La.

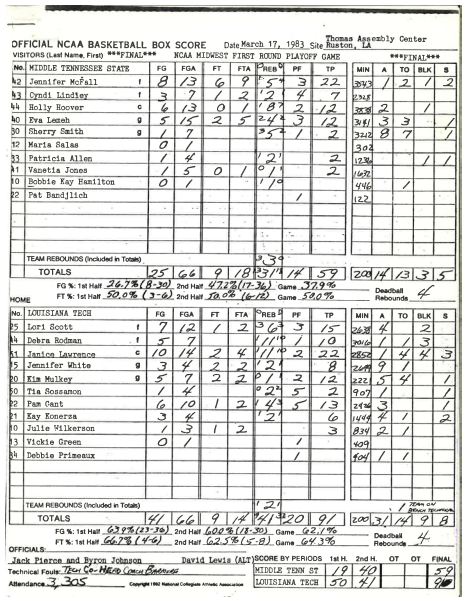
OFFICIAL NCAA BASKETBALL BOX SCORE Date March 17, 1983 Site Thomas Assembly Center Ruston, LA

VISITORS (Last Name, First) ***FINAL*** NCAA MIDWEST FIRST ROUND PLAYOFF GAME ***FINAL***

No.	MIDDLE TENNESSEE STATE	FG	FGA	FT	FTA	REB	PF	TP	MIN	A	TO	BLK	S
42	Jennifer McFall f	8	13	6	9	5	3	22	34	1	2	1	2
43	Cyndi Lindley f	3	7	1	2	2	4	7	23				
44	Holly Hoover c	6	13	0	1	8	2	12	28	2		1	
40	Eva Leach g	5	15	2	5	2	3	12	34	3	3		1
30	Sherry Smith g	1	7			3	1	2	32	8	7		1
12	Maria Salas	0	1						3				
33	Patricia Allen	1	4			2		2	12			1	1
41	Vanetia Jones	1	5	0	1	0	1	2	16				
10	Bobbie Kay Hamilton	0	1			1	0		4	6		1	
22	Pat Bandjlich						1		12	2			
	TEAM REBOUNDS (Included in Totals)					3							
	TOTALS	25	66	9	18	23	14	59	200	14	13	3	5

FG % 1st Half .367=.268 2nd Half .423=.306 Game .379%
FT % 1st Half .500=.500 2nd Half .750=.800 Game .696%
Deadball Rebounds 4

HOME

No.	LOUISIANA TECH	FG	FGA	FT	FTA	REB	PF	TP	MIN	A	TO	BLK	S
25	Lori Scott f	7	12	1	2	3	3	15	26	4		2	
44	Debra Rodman f	5	7			1	1	10	20	1		1	3
31	Janice Lawrence c	10	14	2	4	11	2	22	28	1	4	4	3
15	Jennifer White g	3	4	2	2	2		8	20	9	1		
20	Kim Walker g	5	7	2	2	1	2	12	22	5	4		1
50	Tia Rossanon	1	4			2	5	2	9	1			1
22	Pam Cant	6	10	1	2	4	5	13	24	3			1
21	Kay Konersa	3	4			1		6	14	1	1		2
10	Julie Wilkerson	1	3	1	2			3	8	2	1		
13	Vickie Green	0	1				1		4				
54	Debbie Primeaux						1		4				
	TEAM REBOUNDS (Included in Totals)					1							
	TOTALS	41	66	9	18	31	20	97	200	31	14	9	8

FG % 1st Half .633=.577 2nd Half .600=.818 Game .621%
FT % 1st Half .667=.667 2nd Half .625=.625 Game .643%
Deadball Rebounds 4

OFFICIALS: Jack Pierce and Byron Johnson David Lewis (Alt)
Technical Fouls: Tech Co-Head Coach Bradley
Attendance 3,305

SCORE BY PERIODS	1st H.	2nd H.	OT	OT	FINAL
MIDDLE TENN ST	19	40			59
LOUISIANA TECH	50	41			91

TENNESSEE 70, MIDDLE TENNESSEE 52

Mideast Regional
First Round | March 17, 1984
Stokely Athletic Center | Knoxville, Tenn.

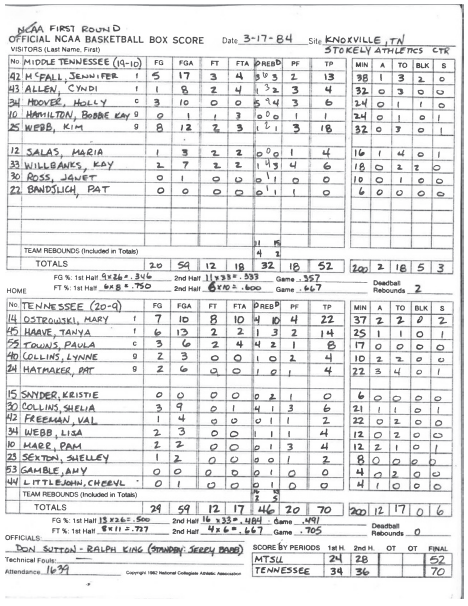
NCAA FIRST ROUND
OFFICIAL NCAA BASKETBALL BOX SCORE Date 3-17-84 Site KNOXVILLE, TN STOKELY ATHLETICS CTR

VISITORS (Last Name, First)

No.	MIDDLE TENNESSEE (19-10)	FG	FGA	FT	FTA	REB	PF	TP	MIN	A	TO	BLK	S
42	MCFALL, JENNIFER f	5	17	3	4	5	2	13	38	1	3	2	0
43	ALLEN, CYNDI f	1	8	2	4	1	3	4	32	0	3	0	0
34	HOOVER, HOLLY c	3	10	0	0	5	3	6	24	0	1	1	0
10	HAMILTON, BOBBIE KAY g	0	1	1	3	0	1	1	24	0	1	0	1
25	WEBB, KIM g	8	12	2	3	1	3	18	32	0	3	0	1
12	SALAS, MARIA	1	3	2	2	0	1	4	16	1	4	0	1
33	WILLBANKS, KAY	2	7	2	2	1	3	6	18	0	2	2	0
30	ROSS, JANET	0	1	0	0	0	1	0	10	0	1	0	0
22	BANDILICH, PAT	0	0	0	0	0	1	0	6	0	0	0	0
	TEAM REBOUNDS (Included in Totals)					4							
	TOTALS	20	59	12	18	32	18	52	200	2	18	5	3

FG % 1st Half .526=.346 2nd Half .733=.533 Game .357
FT % 1st Half .667=.750 2nd Half .800=.800 Game .667
Deadball Rebounds 2

HOME

No.	TENNESSEE (20-9)	FG	FGA	FT	FTA	REB	PF	TP	MIN	A	TO	BLK	S
14	OSTROWSKI, MARY f	7	10	8	10	4	4	22	37	2	2	0	2
45	HAAVE, TANYA f	6	13	2	2	1	3	2	14	25	1	1	0	1
25	TOWNS, PAULA c	3	6	2	4	4	2	1	8	17	0	0	0	0
40	COLLINS, LYNNE g	2	3	0	0	1	0	2	4	10	2	2	0	0
24	HATMAKER, PAT g	2	6	0	0	1	0	1	4	22	3	4	0	1
15	SNYDER, KRISTIE	0	0	0	0	0	2	1	0	6	0	0	0	0
30	COLLINS, SHELIA	3	9	0	1	4	1	3	6	21	1	1	0	1
42	FREEMAN, VAL	1	4	0	0	0	1	1	2	22	0	2	0	0
34	WEBB, LISA	2	3	0	0	1	1	1	4	12	0	2	0	0
10	MARR, PAM	2	2	0	0	0	1	3	4	12	2	1	0	1
23	SEXTON, SHELLEY	1	2	0	0	0	0	1	2	8	0	0	0	0
53	GAMBLE, AMY	0	0	0	0	0	1	0	0	4	0	2	0	0
44	LITTLEJOHN, CHERYL	0	1	0	0	0	1	0	0	4	1	0	0	0
	TEAM REBOUNDS (Included in Totals)					3							
	TOTALS	29	59	12	17	46	20	70	200	12	17	0	6

FG % 1st Half .433=.500 2nd Half .484=.484 Game .491
FT % 1st Half .611=.727 2nd Half .462=.667 Game .705
Deadball Rebounds 0

OFFICIALS: DON SUTTON - RALPH KING (STANDBY: JERRY BAIRD)
Technical Fouls: —
Attendance 1,639

SCORE BY PERIODS	1st H.	2nd H.	OT	OT	FINAL
MTSU	24	28			52
TENNESSEE	34	36			70

WESTERN KENTUCKY 90, MIDDLE TENNESSEE 83

Mideast Regional
First Round | March 17, 1985
E.A Diddle Arena | Bowling Green, Ky.

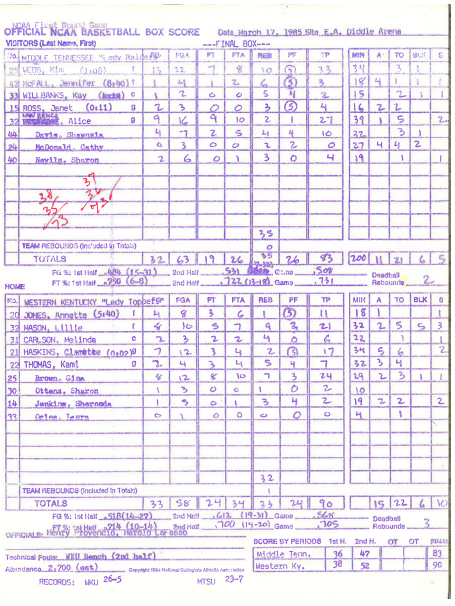
NCAA FIRST ROUND GAME
OFFICIAL NCAA BASKETBALL BOX SCORE Date March 17, 1985 Site E.A. Diddle Arena
VISITORS (Last Name, First) ---FINAL BOX---

No.	MIDDLE TENNESSEE "Lady Raiders"	FG	FGA	FT	FTA	REB	PF	TP	MIN	A	TO	BLK	S
24	WEBB, Kim (3-10)	1	12	1	2	6	(5)	3	18	4	1	1	1
42	MCFALL, Jennifer (8-20)	1	4	1	2	6	(5)	3	18	4	1	1	1
33	WILLBANKS, Kay (Back)	1	2	0	0	5	4	2	15	2	1	1	1
15	ROSS, Janet (0-11)	2	3	0	0	3	(5)	4	16	2	2		
32	[illegible] Alice	9	16	9	10	2	1	27	39	1	5		2
44	Davis, Shawnita	4	7	2	5	4	4	10	22		3	1	
24	McDonald, Cathy	0	3	0	0	1	2	0	23	4	4	2	
40	Neylis, Sharon	2	6	0	1	3	0	4	19		1		1
	TEAM REBOUNDS (Included in Totals)					3							
	TOTALS	32	63	19	26	33	26	83	200	11	21	6	5

FG % 1st Half .484 (15-31) 2nd Half .531 (17-32) Game .509
FT % 1st Half .950 (6-6) 2nd Half .733 (11-15) Game .791
Deadball Rebounds 2

HOME

No.	WESTERN KENTUCKY "Lady Toppers"	FG	FGA	FT	FTA	REB	PF	TP	MIN	A	TO	BLK	S
20	JONES, Annette (5-10)	4	8	3	6	1	(5)	11	18	1			1
32	MASON, Lillie	5	10	5	7	9	3	21	32	2	5	5	3
31	CARLSON, Melinda	2	3	2	2	4	0	6	22		1		
21	HASKINS, Clemette (1-10)	7	12	3	4	2	(3)	17	34	5	6		2
23	THOMAS, Kami	2	4	3	4	5	4	7	32	3	4		
25	Brown, Gina	4	12	8	10	7	3	24	29	2	3	1	1
30	Ottens, Sharon	1	3	0	0	1	0	2	10				
14	Jenkins, Sherenda	1	3	0	1	3	4	2	19	2	2		2
33	Oglen, Tenna	0	1	0	0	0	0	0	4	1			
	TEAM REBOUNDS (Included in Totals)					3							
	TOTALS	33	58	24	34	33	24	90		15	22	6	10

FG % 1st Half .518 (14-27) 2nd Half .612 (19-31) Game .568
FT % 1st Half .714 (10-14) 2nd Half .700 (14-20) Game .705
Deadball Rebounds 3

OFFICIALS: HENRY PROVENCIO, HAROLD LEE REED
Technical Fouls: WKU Bench (2nd half)
Attendance 2,700 (est)
RECORDS: WKU 26-5 MTSU 23-7

SCORE BY PERIODS	1st H.	2nd H.	OT	OT	FINAL
Middle Tenn.	36	47			83
Western Ky.	38	52			90

MIDDLE TENNESSEE 78, SOUTH CAROLINA 77 (OT)

Mideast Regional
First Round | March 12, 1986
Frank McGuire Arena | Columbia, S.C.

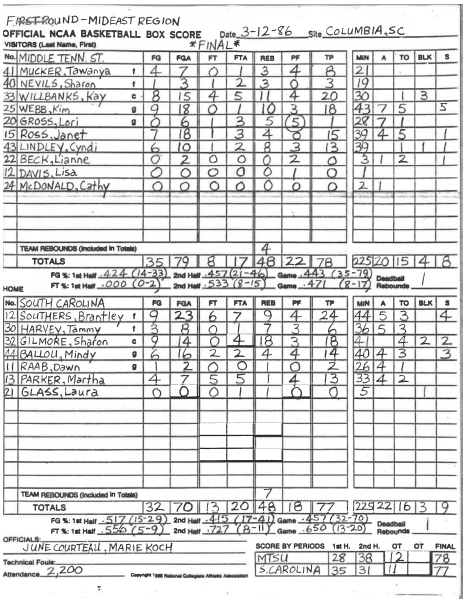
FIRST ROUND – MIDEAST REGION
OFFICIAL NCAA BASKETBALL BOX SCORE Date 3-12-86 Site COLUMBIA, SC *FINAL*

VISITORS (Last Name, First)

No.	MIDDLE TENN. ST.	FG	FGA	FT	FTA	REB	PF	TP	MIN	A	TO	BLK	S
41	MUCKER, Tawanya f	4	7	0	1	3	4	8	21				
40	NEVILS, Sharon f	1	3	1	2	3	0	3	19				
33	WILLBANKS, Kay c	8	15	4	5	11	4	20	30	1	3		
25	WEBB, Kim g	9	18	0	1	10	3	18	43	7	5		5
20	GROSS, Lori g	0	6	1	3	5	(5)	1	28	7	1		
15	ROSS, Janet	7	18	1	3	4	0	15	39	4	5		1
43	LINDLEY, Cyndi	6	10	1	2	8	3	13	39			1	1
22	BECK, Lianne	0	2	0	0	0	2	0	3	1	2		1
12	DAVIS, Lisa	0	0	0	0	1	0	0	1				
24	McDONALD, Cathy	0	0	0	0	0	0	0	2	1			
	TEAM REBOUNDS (Included in Totals)					4							
	TOTALS	35	79	8	17	48	22	78	225	20	15	4	8

FG % 1st Half .424 (14-33) 2nd Half .457 (21-46) Game .443 (35-79)
FT % 1st Half .000 (0-2) 2nd Half .533 (8-15) Game .471 (8-17)
Deadball Rebounds 1

HOME

No.	SOUTH CAROLINA	FG	FGA	FT	FTA	REB	PF	TP	MIN	A	TO	BLK	S
12	SOUTHERS, Brantley f	9	23	6	7	9	4	24	44	5	3		4
30	HARVEY, Tammy f	3	8	0	1	7	3	6	36	5	3		
32	GILMORE, Shafon c	9	14	0	4	13	3	18	21		2	2	2
44	BALLOU, Mindy g	6	16	2	2	4	4	14	40	4	3		3
11	RAAB, Dawn g	1	2	0	0	1	0	2	26	4	1		
13	PARKER, Martha	4	7	5	5	1	4	13	33	4	2		
21	GLASS, Laura	0	0	0	1	1	0	0	5			1	
	TEAM REBOUNDS (Included in Totals)					7							
	TOTALS	32	70	13	20	48	18	77	229	22	16	3	9

FG % 1st Half .517 (15-29) 2nd Half .415 (17-41) Game .457 (32-70)
FT % 1st Half .556 (5-9) 2nd Half .727 (8-11) Game .650 (13-20)
Deadball Rebounds 1

OFFICIALS: JUNE COURTEAU, MARIE KOCH
Technical Fouls:
Attendance 2,200

SCORE BY PERIODS	1st H.	2nd H.	OT	OT	FINAL
MTSU	28	38	12		78
S.CAROLINA	35	31	11		77

NCAA TOURNAMENT HISTORY

LSU 78, MIDDLE TENNESSEE 65

Mideast Regional
Second Round | March 16, 1986
LSU Assembly Center | Baton Rouge, La.

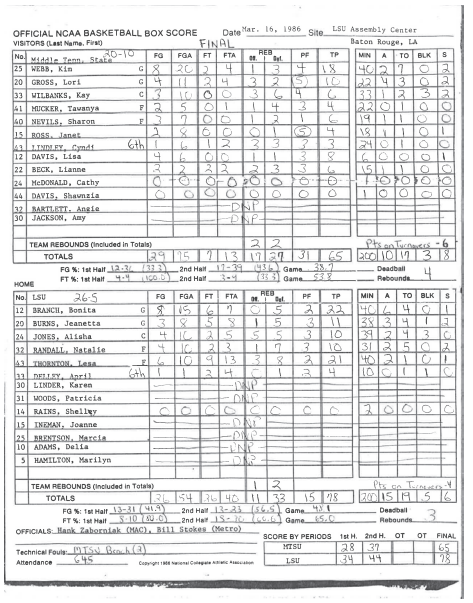

OFFICIAL NCAA BASKETBALL BOX SCORE — Date: Mar. 16, 1986 — Site: LSU Assembly Center, Baton Rouge, LA — FINAL

VISITORS (Last Name, First): Middle Tenn. State (20-10)

No.		FG	FGA	FT	FTA	REB Off.	REB Def.	PF	TP	MIN	A	TO	BLK	S
25	WEBB, Kin	G	8	20	2	4	1	3	18	40	2	9	0	2
20	GROSS, Lori	G	4	11	2	4	3	2	10	22	4	3	0	2
33	WILBANKS, Kay	C	3	10	0	0	3	6	6	33	1	2	3	2
41	MUCKER, Tawanya	F	2	5	0	1	1	4	4	22	0	1	0	0
40	NEVILS, Sharon	F	3	7	0	0	1	2	6	19	1	1	0	0
15	ROSS, Janet		2	4	0	0	0	1	4	18	1	1	0	1
43	LYNDLEY, Cyndi (GM)		1	6	1	2	3	3	3	24	0	1	0	0
12	DAVIS, Lisa		4	6	0	0	1	3	8	6	0	0	0	1
22	BECK, Lianne		2	2	0	0	2	3	4	15	1	1	0	0
24	McDONALD, Cathy		2	4	0	0	2	0	6	16	1	0	2	0
44	DAVIS, Shawnzia		0	0	0	0	0	0	0	1	0	0	0	0
32	BARTLETT, Angie					DNP								
30	JACKSON, Amy					DNP								
	TEAM REBOUNDS (Included in Totals)					2	2							
	TOTALS		29	75	9	17	29	31	65	200	10	19	3	8

Pts on Turnovers - 6

FG %: 1st Half 12-37 (32.4%) — 2nd Half 17-38 (44.7%) — Game 29-75 (38.7%) — Deadball 4
FT %: 1st Half 4-4 (100.0%) — 2nd Half 5-5 (100.0%) — Game 9-9 (100.0%) — Deadball Rebounds 2

HOME: LSU (26-5)

No.		FG	FGA	FT	FTA	REB Off.	REB Def.	PF	TP	MIN	A	TO	BLK	S
12	BRANCH, Bonita	G	8	15	6	7	0	3	23	32	4	6	0	1
20	BURNS, Jeanetta	G	3	8	5	8	1	5	11	31	3	4	1	3
24	JONES, Alisha	C	4	10	2	5	5	5	10	31	2	4	3	0
14	RANDALL, Natalie	F	4	12	2	3	1	1	10	31	3	5	0	2
43	THORNTON, Lesa	F	6	10	4	9	3	3	16	32	1	2	1	0
33	DELLEY, April (GM)		1	1	2	4	0	1	3	4	1	0	1	0
30	LINDER, Karen					DNP								
31	WOODS, Patricia					DNP								
14	RAINS, Shelley		0	0	0	0	0	0	0	2	0	0	0	0
15	INGMAN, Joanne					DNP								
25	BRENTSON, Marcia					DNP								
10	ADAMS, Della					DNP								
5	HAMILTON, Marilyn					DNP								
	TEAM REBOUNDS (Included in Totals)					1	2							
	TOTALS		26	54	26	40	11	33	15	18	200	15	19	5	6

Pts on Turnovers - 4

FG %: 1st Half 13-31 (41.9%) — 2nd Half 13-23 (56.5%) — Game 40 — Deadball
FT %: 1st Half 3-10 (30.0%) — 2nd Half 15-30 (50.0%) — Game 65 — Rebounds 3

OFFICIALS: Hank Zahorniak (MAC), Bill Stokes (Metro)

SCORE BY PERIODS	1st H.	2nd H.	OT	OT	FINAL
MTSU	28	37			65
LSU	34	44			78

Technical Fouls: MTSU Bench (2)
Attendance: 6,445

Copyright 1986 National Collegiate Athletic Association

KANSAS 81, MIDDLE TENNESSEE 75

Midwest Regional
First Round | March 16, 1988
Phog Allen Fieldhouse | Lawrence, Kan.



Date: 03-16-88 — Site: Allen Field House — Attendance: 1,309

BOX SCORES: *** FINAL *** — Team: MIDDLE TENNESSEE STATE — Coach: Stan Simpson

NO.	NAME	MIN	FG	FGA	3-PT	FGA	FT	FTA	REB Off.	REB Def.	PF	TP
42	BECK, Lianne	9	1	3	0	0	0	0	0	1	1	2
41	MUCKER, Tawanya	37	5	15	0	0	2	2	1	5	2	12
10	COLLIER, Kim	7	1	3	0	0	0	0	0	0	1	2
44	HAMILTON, Julie	37	7	13	0	0	2	2	1	3	2	16
24	SCRUGGS, C.	8	1	5	0	0	0	0	0	1	2	2
50	HARRISON, Jodie	15	1	1	0	0	0	0	0	0	1	2
	TOTALS	200	28	67	0	0	5	6	3	16	20	75

Percentages: Game 41.8% — Period 1 2 — Period 2 2

	TOTAL FG	FGA	3-POINT FG	FGA	FT	FTA
BECK, Lianne	1/3	33%	0/0	0%	0/0	0%
MUCKER, Tawanya	5/15	33%	0/0	0%	2/2	100%
COLLIER, Kim	1/3	33%	0/0	0%	0/0	0%
HAMILTON, Julie	7/13	54%	0/0	0%	2/2	100%
SCRUGGS, C.	1/5	20%	0/0	0%	0/0	0%
HARRISON, Jodie	1/1	100%	0/0	0%	0/0	0%
TOTALS	28/67	41.8%	0/0	0%	5/6	83.3%

Percentages: Game 41.8% — Period 1 2 — Period 2 2

Deadball Rebounds: 3

BOX SCORES: *** FINAL *** — Team: KANSAS

NO.	NAME	MIN	FG	FGA	3-PT	FGA	FT	FTA	REB Off.	REB Def.	PF	TP
34	STROUDEMIRE, M.	37	6	13	0	0	3	7	2	9	3	15
22	BEHNEN, Lisa	14	2	4	0	0	0	0	0	1	1	4
33	BROWN, Lisa	5	1	3	0	0	0	0	0	0	1	2
55	RICHARDSON, D.	37	8	17	4	9	4	5	1	3	3	24
11	JACKSON, Cheryl	37	5	11	2	4	2	2	1	3	2	14
44	SOUTH, Lynn	8	0	2	0	0	0	0	0	1	1	0
	TEAM								1	1		
	TOTALS	200	22	50	6	13	9	14	5	27	15	75

Percentages: Game 44.0% — Period 1 2 — Period 2 2

	TOTAL FG	FGA	3-POINT FG	FGA	FT	FTA
STROUDEMIRE, M.	6/13	46%	0/0	0%	3/7	42%
BEHNEN, Lisa	2/4	50%	0/0	0%	0/0	0%
BROWN, Lisa	1/3	33%	0/0	0%	0/0	0%
RICHARDSON, D.	4/9	44%	2/4	50%	3/4	75%
JACKSON, Cheryl	5/11	45%	1/3	33%	3/4	75%
SOUTH, Lynn	0/2	0%	0/0	0%	0/0	0%
TOTALS	28/67	41.8%	3/7	42%	9/15	60%

Percentages: Game 44.0% — Period 1 2 — Period 2 2

Deadball Rebounds: 1

OFFICIALS: Larry Shepherd, Bob Olson, Jody Schmeichen — Technicals: None

SCORE BY PERIODS

	1st	2nd	OT	OT	FINAL
Kansas	38	43			81
Middle Tennessee State	37	38			75

Produced by the Kansas University Stat Crew with FINAL III™

NCAAction

KANSAS 72, MIDDLE TENNESSEE 57

East Regional
First Round | March 16, 1996
Phog Allen Fieldhouse | Lawrence, Kan.

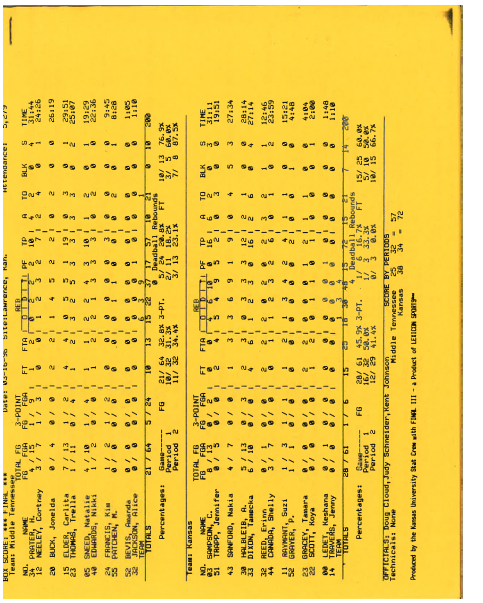

Date: 03-16-96 — Site: Allen Fieldhouse, Lawrence, Kan. — Attendance: 2,472

BOX SCORES: *** FINAL *** — Team: Middle Tennessee

NO.	NAME	MIN	FG	FGA	3-PT	FGA	FT	FTA	REB Off.	REB Def.	PF	TP
12	PRATER, Courtney	37	3	7	1	3	0	0	0	2	2	7
24	MEELER, Kelly	33	7	13	0	0	3	4	2	4	2	17
43	SANFORD, Natia	37	6	13	0	0	2	2	1	3	3	14
23	DILTON, Tamecha	36	5	13	0	0	2	2	1	3	3	12
30	HOLBERT, D.	1	0	0	0	0	0	0	0	0	0	0
24	REED, Erin	1	0	0	0	0	0	0	0	0	0	0
52	BROWNE, Shelly	1	0	0	0	0	0	0	0	0	0	0
11	RAYBURN, Suzi	1	0	1	0	0	0	0	0	0	0	0
52	GROVES, M.	1	0	1	0	0	0	0	0	0	0	0
23	SCOTT, Kamara	1	0	0	0	0	0	0	0	0	0	0
00	LEDET, Meghana	1	0	0	0	0	0	0	0	0	0	0
14	TEAM								1			
	TOTALS	200	21	48	1	3	7	8	5	14	15	50

Percentages: Game 43.8% — Period 1 2 — Period 2 2

	TOTAL FG	FGA	3-POINT FG	FGA	FT	FTA
PRATER, Courtney	3/7	42%	1/3	33%	0/0	0%
MEELER, Kelly	7/13	53%	0/0	0%	3/4	75%
SANFORD, Natia	6/13	46%	0/0	0%	2/2	100%
DILTON, Tamecha	5/13	38%	0/0	0%	2/2	100%
HOLBERT, D.	0/0	0%	0/0	0%	0/0	0%
REED, Erin	0/0	0%	0/0	0%	0/0	0%
BROWNE, Shelly	0/0	0%	0/0	0%	0/0	0%
RAYBURN, Suzi	1/1	100%	0/0	0%	0/0	0%
GROVES, M.	0/1	0%	0/0	0%	0/0	0%
SCOTT, Kamara	0/0	0%	0/0	0%	0/0	0%
LEDET, Meghana	0/0	0%	0/0	0%	0/0	0%
TOTALS	21/48	44%	1/3	33%	7/8	88%

Percentages: Game 43.8% — Period 1 2 — Period 2 2

Deadball Rebounds: 1

BOX SCORES: *** FINAL *** — Team: Kansas

NO.	NAME	MIN	FG	FGA	3-PT	FGA	FT	FTA	REB Off.	REB Def.	PF	TP
43	SANDERSON, C.	37	6	15	0	0	2	2	1	3	3	14
34	STROUDEMIRE, M.	33	5	11	0	0	2	2	2	4	3	12
33	KNIGHT, Tamara	1	0	0	0	0	0	0	0	0	0	0
44	EDWARDS, Nikki	37	4	8	0	0	2	2	1	3	3	10
05	SWEEN, Natalie	37	5	9	0	0	2	2	1	3	3	12
40	PRITCHETT, Kim	37	5	9	0	0	2	2	1	3	3	12
52	BEVIS, Rhonda	1	0	0	0	0	0	0	0	0	0	0
32	JOHNSON, Alice	1	0	0	0	0	0	0	0	0	0	0
	TEAM								1	1		
	TOTALS	200	25	52	0	0	12	16	7	20	15	62

Percentages: Game 48.1% — Period 1 2 — Period 2 2

	TOTAL FG	FGA	3-POINT FG	FGA	FT	FTA
SANDERSON, C.	6/14	42%	0/0	0%	2/2	100%
STROUDEMIRE, M.	5/11	45%	0/0	0%	2/2	100%
KNIGHT, Tamara	0/0	0%	0/0	0%	0/0	0%
EDWARDS, Nikki	4/10	40%	0/0	0%	2/2	100%
SWEEN, Natalie	5/9	56%	0/0	0%	2/2	100%
PRITCHETT, Kim	5/8	63%	0/0	0%	2/2	100%
BEVIS, Rhonda	0/0	0%	0/0	0%	0/0	0%
JOHNSON, Alice	0/0	0%	0/0	0%	0/0	0%
TEAM						
TOTALS	25/52	48%	0/0	0%	12/16	75%

Percentages: Game 48.1% — Period 1 2 — Period 2 2

Deadball Rebounds: 1

OFFICIALS: Doug Cloud, Jody Schmeichen, Kent Worthington — Technicals: None

SCORE BY PERIODS

	1st	2nd	OT	OT	FINAL
Middle Tennessee	34	23			57
Kansas	38	34			72

Produced by the Kansas University Stat Crew with FINAL III™ — a Product of LEXICON SPORTS™

DUKE 92, MIDDLE TENNESSEE 67

West Regional
First Round | March 14, 1998
Cameron Indoor Stadium | Druham, N.C.

OFFICIAL NCAA BASKETBALL BOX SCORE — 03-14-98
Licensed To: DEMONSTRATION COPY — FINAL BOX

VISITORS: MTSU 18-12

NO	PLAYER	FG	FGA	3P	3PA	FT	FTA	OR	DR	TOT	PF	PTS	A	TO	BLK	S	MIN
10	Bama Burrell	F	3	7	1	2	2	3	1	3	4	4	9	0	1	0	0	23
20	Jonelda Buck	C	3	5	0	2	0	0	0	0	0	2	6	0	1	0	0	23
05	Natalie Sneed	G	1	3	0	0	2	2	1	2	3	3	4	6	5	0	1	22
12	Cortney Neeley	G	1	3	1	2	0	0	0	0	1	1	3	3	4	5	0	1	26
21	Tanika Smith	G	4	10	0	0	0	0	0	2	4	6	1	0	6	3	0	4	30
52	Joanne Aluka		2	10	0	0	0	0	0	2	5	5	3	4	0	3	1	1	27
15	Kelly Chastain		6	11	4	6	0	0	0	0	2	2	3	16	1	2	1	1	19
30	Carlita Elder		5	10	3	6	2	2	3	0	3	5	15	1	0	0	2	2	22
50	Cyndi Ainsworth		1	4	0	0	0	0	0	1	1	2	1	2	0	1	0	0	7
32	Sheley Locker	DNP-																	
24	Kay Francis	DNP-																	
22	Nicole Perkins		0	0	0	0	0	0	0	0	0	0	0	0	0	0	0	0	1
	TEAM								2	3	5								
	TOTALS		26	63	9	18	6	7	10	21	31	25	67	18	21	2	10	200	

FG 1st (12/ 31) 38.7 — 2nd (14/ 32) 43.8 — OT — Game (26/ 63) 41.3 — DEADBALL
3PT 1st (3/ 6) 50.0 — 2nd (6/ 12) 50.0 — OT — Game (9/ 18) 50.0 — REBOUNDS 2
FT 1st (2/ 2) 100.0 — 2nd (4/ 5) 80.0 — OT — Game (6/ 7) 85.7

HOME: Duke 21-7

NO	PLAYER	FG	FGA	3P	3PA	FT	FTA	OR	DR	TOT	PF	PTS	A	TO	BLK	S	MIN
04	Rochelle Parent	F	6	6	1	1	1	2	2	5	7	0	14	4	3	0	0	25
10	Peppi Browne	F	6	10	0	0	3	5	0	6	6	2	15	2	4	0	2	29
31	Michele VanGorp	C	9	14	0	0	1	4	2	2	4	4	19	1	1	1	0	17
11	Hilary Howard	G	3	8	0	2	0	0	0	0	2	2	1	6	9	3	0	3	28
22	Nicole Erickson	G	2	5	2	4	2	2	1	3	4	1	8	1	1	0	1	32
33	Payton Black		5	9	0	0	3	8	2	2	4	2	13	1	1	0	1	19
23	Georgia Schweitzer		4	5	1	2	4	8	0	2	2	1	13	4	0	0	0	22
40	Lauren Rice		0	0	0	0	1	2	2	1	3	1	1	3	1	0	1	14
05	Naz Medhanie		1	2	1	2	0	0	0	1	1	1	3	0	1	0	0	7
32	Shaeeta Brown		0	0	0	0	0	0	0	2	2	0	0	1	0	0	0	6
45	Takisha Jones		0	1	0	0	0	0	0	0	0	0	0	0	0	0	0	1
	TEAM								3	0	3								
	TOTALS		36	60	5	11	15	31	12	26	38	13	92	25	17	1	8	200	

FG 1st (20/ 31) 64.5 — 2nd (16/ 29) 55.2 — OT — Game (36/ 60) 60.0 — DEADBALL
3PT 1st (3/ 7) 42.9 — 2nd (2/ 4) 50.0 — OT — Game (5/ 11) 45.5 — REBOUNDS 7
FT 1st (6/ 12) 50.0 — 2nd (9/ 19) 47.4 — OT — Game (15/ 31) 48.4

Attendance: 2566

OFFICIALS	SCORE BY PERIODS	1	2	OT	OT	OT	FINAL
#0- Dave Stewart	MTSU	29	38				67
#0- Randy Morrow	Duke	49	43				92
#0- Janice Allberti							

TECHNICAL FOULS: NONE

POINTS OFF TURNOVERS: Duke 28 MTSU 15
SECOND CHANCE POINTS: Duke 8 MTSU 8
Elder fouls out at :31 in 2nd

This report has been produced by STATMAN II(tm) 6.00.130.FWNSC
Software and reports - (c) 1997 STATMAN Information Systems, Inc. All Rights Reserved.
PO Box 647, Middletown, NJ 07748 Tel: (908) 796-9810 Fax: (908) 796-9812

MIDDLE TENNESSEE 67, NORTH CAROLINA 62

East Regional
First Round | March 21, 2004
Joyce Center | South Bend, Ind.

Official Basketball Box Score -- GAME TOTALS -- FINAL STATISTICS
Middle Tennessee vs North Carolina
03/21/04 12:00 p.m. at Notre Dame, Ind. (Joyce Center)

VISITORS: Middle Tennessee 24-7

##	Player Name	TOT-FG	FG-FGA	3-PT FG-FGA	FT-FTA	REBOUNDS OF	DE	TOT	PF	TP	A	TO	BLK	S	MIN
04	Horton, Krystle.....	f	8-13	0-1	0-0	3	1	4	4	16	2	0	1	1	32
12	Justice, Jennifer...	f	1-5	0-2	0-0	3	1	4	1	2	3	2	0	1	31
21	Stovall, Tia.....	c	5-12	0-0	2-2	1	5	6	2	12	1	2	0	1	37
05	McClinic, Keisha....	g	3-13	1-6	6-7	6	3	9	0	13	2	2	1	3	37
23	Holmes, Patrice.....	g	5-13	4-11	4-4	0	5	5	1	18	4	3	0	3	37
22	Givens, Chrissy.....		2-4	0-0	2-2	1	4	5	1	6	4	5	1	1	26
	TEAM...						4	4							
	Totals.....		24-60	5-20	14-15	14	23	37	9	67	16	14	3	10	200

TOTAL FG% 1st Half: 13-31 41.9% — 2nd Half: 11-29 37.9% — Game: 40.0% — DEADB
3-Pt. FG% 1st Half: 2-8 25.0% — 2nd Half: 3-12 25.0% — Game: 25.0% — REBS
F Throw % 1st Half: 7-7 100 % — 2nd Half: 7-8 87.5% — Game: 93.3% — 0

HOME TEAM: North Carolina 24-7

##	Player Name	TOT-FG	FG-FGA	3-PT FG-FGA	FT-FTA	REBOUNDS OF	DE	TOT	PF	TP	A	TO	BLK	S	MIN
20	Little, Camille.....	f	8-13	0-1	2-3	1	4	5	2	18	1	3	0	1	34
22	Atkinson, La'Tangela	f	4-9	0-1	0-0	4	5	9	3	8	1	2	0	3	32
15	Sutton, Candace.....	c	4-9	0-0	0-0	3	4	7	3	8	0	3	1	0	32
12	Latta, Ivory.....	g	1-13	0-7	3-3	1	1	2	1	5	1	3	0	3	34
25	Metcalf, Leah.....	g	2-10	0-3	1-1	0	3	3	2	5	9	1	0	1	32
30	Bell, Nikita.....		7-16	0-1	0-0	7	0	7	3	14	0	3	0	4	20
33	McGee, Kenya.....		1-2	0-0	2-2	1	3	4	2	4	0	2	0	0	9
	Bell, Jessica.....		0-0	0-0	0-0	0	0	0	0	0	0	0	0	0	2
52	Davis, Carrie.....		0-0	0-0	0-0	0	1	1	0	0	0	0	0	0	5
	TEAM.....					6	2	8							
	Totals.....		27-72	0-13	8-9	23	23	46	16	62	12	17	1	12	200

TOTAL FG% 1st Half: 11-33 33.3% — 2nd Half: 16-39 41.0% — Game: 37.5% — DEADB
3-Pt. FG% 1st Half: 0-7 0.0% — 2nd Half: 0-6 0.0% — Game: 0.0% — REBS
F Throw % 1st Half: 4-4 100 % — 2nd Half: 4-5 80.0% — Game: 88.9% — 0

Officials: Bob Trammell, Jack Jones, Catherine Cornell
Technical fouls: Middle Tennessee-None. North Carolina-None.
Attendance:
Score by Periods — 1st — 2nd — Total
Middle Tennessee..... — 35 — 32 — 67
North Carolina..... — 26 — 36 — 62
Points in the paint-MT 34,UNC 48. Points off turnovers-MT 20,UNC 10.
2nd chance points-MT 11,UNC 16. Fast break points-MT 0,UNC 0.
Bench points-MT 6,UNC 18. Score tied-2 times. Lead changed-1 time.
Last FG-MT 2nd-03:33, UNC 2nd-01:53.

NOTRE DAME 59, MIDDLE TENNESSEE 46

East Regional
Second Round | March 23, 2004
Joyce Center | South Bend, Ind.

Official Basketball Box Score -- GAME TOTALS -- FINAL STATISTICS
Middle Tennessee vs Notre Dame
03/23/04 7:00 p.m. at Notre Dame, Ind. (Joyce Center)

VISITORS: Middle Tennessee 24-8

##	Player Name	TOT-FG	FG-FGA	3-PT FG-FGA	FT-FTA	REBOUNDS OF	DE	TOT	PF	TP	A	TO	BLK	S	MIN
04	Horton, Krystle.....	f	7-14	0-0	4-7	3	1	4	2	18	0	1	0	2	36
12	Justice, Jennifer...	f	1-5	1-4	0-0	1	1	2	2	3	3	1	0	2	29
21	Stovall, Tia.....	c	3-8	0-0	0-0	0	3	3	4	6	2	6	1	2	33
05	McClinic, Keisha....	g	1-10	0-5	0-0	4	3	7	0	2	2	3	0	6	35
23	Holmes, Patrice.....	g	4-15	1-8	0-1	2	4	6	0	9	5	2	0	3	39
13	Jakobsen, Ditte.....		0-0	0-0	0-0	0	0	0	0	0	0	0	0	0	5
22	Givens, Chrissy.....		2-3	0-0	4-4	1	3	4	4	8	1	1	0	0	20
24	Bailey, Curtis.....		0-0	0-0	0-0	0	1	1	0	0	1	0	0	1	3
	TEAM...					3	1	4							
	Totals.....		18-55	2-17	8-12	14	16	30	13	46	13	16	1	15	200

TOTAL FG% 1st Half: 12-34 35.3% — 2nd Half: 6-21 28.6% — Game: 32.7% — DEADB
3-Pt. FG% 1st Half: 2-11 18.2% — 2nd Half: 0-6 0.0% — Game: 11.8% — REBS
F Throw % 1st Half: 0-0 0.0% — 2nd Half: 8-12 66.7% — Game: 66.7% — 0

HOME TEAM: Notre Dame 21-10

##	Player Name	TOT-FG	FG-FGA	3-PT FG-FGA	FT-FTA	REBOUNDS OF	DE	TOT	PF	TP	A	TO	BLK	S	MIN
21	Batteast, Jacqueline	f	13-17	1-1	0-1	2	10	12	1	27	1	3	1	1	28
41	LaVere, Courtney....	f	1-6	0-1	1-2	1	3	4	3	3	1	2	3	2	25
04	Severe, Le'Tania....	g	0-1	0-0	1-2	1	3	4	1	1	6	3	0	1	26
13	Duffy, Megan.....	g	2-4	0-2	0-0	0	0	0	1	4	2	5	0	0	29
23	Hernandez, Monique..	g	1-2	0-1	0-0	1	2	3	0	2	4	1	0	1	15
	Powers, Susie.....		0-0	0-0	0-0	0	0	0	0	0	2	0	0	0	4
02	Joyce, Jeneka.....		3-4	3-4	0-0	0	1	1	0	9	0	0	0	1	17
12	Borton, Teresa.....		2-5	0-0	0-0	0	1	1	2	4	1	1	2	0	12
32	Gray, Breona.....		0-0	0-0	0-0	0	0	0	1	0	0	2	0	0	6
33	Flecky, Katy.....		1-2	0-0	0-1	0	1	1	4	2	3	2	0	0	10
34	Erwin, Crystal.....		3-6	0-0	1-2	3	2	5	3	7	1	1	0	4	25
44	Weese, Anne.....		0-0	0-0	0-0	0	1	1	0	0	0	0	0	0	3
	TEAM...					1	3	4						1	
	Totals.....		26-47	4-9	3-8	9	27	36	16	59	19	23	6	10	200

TOTAL FG% 1st Half: 12-23 52.2% — 2nd Half: 14-24 58.3% — Game: 55.3% — DEADB
3-Pt. FG% 1st Half: 2-4 50.0% — 2nd Half: 2-5 40.0% — Game: 44.4% — REBS
F Throw % 1st Half: 3-6 50.0% — 2nd Half: 0-2 0.0% — Game: 37.5% — 1

Officials: Bob Trammell, Mary Day, Jack Jones
Technical fouls: Middle Tennessee-Horton, Krystle. Notre Dame-Erwin, Crystal.
Attendance: 6440
Score by Periods — 1st — 2nd — Total
Middle Tennessee..... — 26 — 20 - 46
Notre Dame..... — 29 — 30 - 59
NCAA East Region - Second Round Game
Points in the paint-MT 24,ND 24. Points off turnovers-MT 30,ND 16.
2nd chance points-MT 7,ND 5. Fast break points-MT 12,ND 4.
Bench points-MT 8,ND 22. Score tied-4 times. Lead changed-5 times.
Last FG-MT 2nd-01:41, ND 2nd-04:03.

2

NCAA TOURNAMENT HISTORY

MIDDLE TENNESSEE 60, NC STATE 58

Philadelphia Regional
First Round | March 19, 2005
Reunion Arena | Dallas, Texas

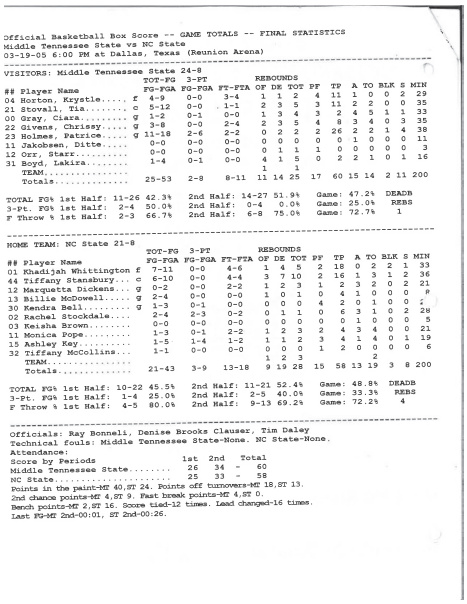

Official Basketball Box Score -- GAME TOTALS -- FINAL STATISTICS
Middle Tennessee State vs NC State
03-19-05 6:00 PM at Dallas, Texas (Reunion Arena)

VISITORS: Middle Tennessee State 24-8

##	Player Name		TOT-FG	3-PT	FT-FTA	REBOUNDS OF	DE	TOT	PF	TP	A	TO	BLK	S	MIN
04	Horton, Krystle	f	4-9	0-0	3-4	1	1	2	4	11	1	0	0	2	29
21	Stovall, Tia	c	5-10	0-0	1-1	2	3	5	3	11	2	2	0	0	35
00	Gray, Ciara	g	1-2	0-1	0-0	1	3	4	3	2	4	5	1	1	33
22	Givens, Chrissy	g	3-8	0-0	2-4	2	3	5	4	8	3	4	0	3	35
23	Holmes, Patrice	g	11-18	2-6	2-2	0	2	2	2	26	2	2	1	4	38
11	Jakobsen, Ditte		0-0	0-0	0-0	0	0	0	0	0	1	0	0	0	11
12	Orr, Starr		0-0	0-0	0-0	0	1	1	1	0	0	0	0	0	3
31	Boyd, Lakira		1-4	0-1	0-0	4	1	5	0	2	2	1	0	1	16
	TEAM						1	1							
	Totals		25-53	2-8	8-11	11	14	25	17	60	15	14	2	11	200

TOTAL FG% 1st Half: 11-26 42.3% | 2nd Half: 14-27 51.9% | Game: 47.2% | DEADB
3-Pt. FG% 1st Half: 2-4 50.0% | 2nd Half: 0-4 0.0% | Game: 25.0% | REBS
F Throw % 1st Half: 2-3 66.7% | 2nd Half: 6-8 75.0% | Game: 72.7% | 1

HOME TEAM: NC State 21-8

##	Player Name		TOT-FG	3-PT	FT-FTA	REBOUNDS OF	DE	TOT	PF	TP	A	TO	BLK	S	MIN
01	Khadijah Whittington	f	7-11	0-0	4-6	1	4	5	2	18	0	2	2	1	33
44	Tiffany Stansbury	c	6-10	0-0	4-4	3	7	10	2	16	1	3	1	2	36
12	Marquetta Dickens	g	0-2	0-0	2-2	1	2	3	1	2	3	2	0	2	21
13	Billie McDowell	g	2-4	0-0	0-0	1	0	1	0	4	1	0	0	0	#
30	Kendra Bell	g	1-3	0-1	0-0	0	0	0	4	2	0	1	0	0	#
02	Rachel Stockdale		2-3	0-2	0-1	1	1	2	3	4	1	4	0	1	19
03	Keisha Brown		0-0	0-0	0-0	0	0	0	0	0	1	0	0	0	5
11	Monica Pope		1-3	0-1	2-2	1	2	3	2	4	3	4	0	0	21
15	Ashley Key		1-5	1-4	1-2	1	1	2	3	4	1	4	0	1	19
32	Tiffany McCollins		1-1	0-0	0-0	0	0	0	1	2	0	0	0	0	6
	TEAM					1	2	3							
	Totals		21-43	3-9	13-18	9	19	28	15	58	13	19	3	8	200

TOTAL FG% 1st Half: 10-22 45.5% | 2nd Half: 11-21 52.4% | Game: 48.8% | DEADB
3-Pt. FG% 1st Half: 1-4 25.0% | 2nd Half: 2-5 40.0% | Game: 33.3% | REBS
F Throw % 1st Half: 4-5 80.0% | 2nd Half: 9-13 69.2% | Game: 72.2% | 4

Officials: Ray Bonneli, Denise Brooks Clauser, Tim Daley
Technical fouls: Middle Tennessee State-None. NC State-None.
Attendance:

Score by Periods	1st	2nd	Total
Middle Tennessee State	25	33	- 58

Points in the paint-MT 40,ST 24. Points off turnovers-MT 18,ST 13.
2nd chance points-MT 4,ST 9. Fast break points-MT 4,ST 0.
Bench points-MT 2,ST 16. Score tied-12 times. Lead changed-16 times.
Last FG-MT 2nd-00:01, ST 2nd-00:26.

TEXAS TECH 80, MIDDLE TENNESSEE 69

Philadelphia Regional
Second Round | March 21, 2005
Reunion Arena | Dallas, Texas

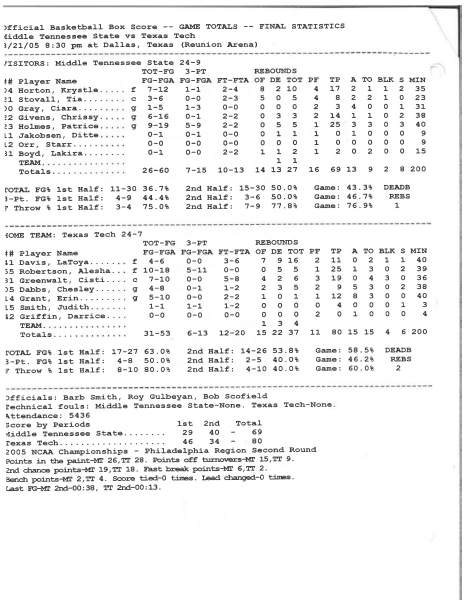

Official Basketball Box Score -- GAME TOTALS -- FINAL STATISTICS
Middle Tennessee State vs Texas Tech
3/21/05 8:30 pm at Dallas, Texas (Reunion Arena)

VISITORS: Middle Tennessee State 24-9

##	Player Name		TOT-FG	3-PT	FT-FTA	REBOUNDS OF	DE	TOT	PF	TP	A	TO	BLK	S	MIN
04	Horton, Krystle	f	7-12	1-1	2-4	8	2	10	4	17	2	1	1	2	35
21	Stovall, Tia	c	3-6	0-0	2-3	5	0	5	4	8	2	2	1	0	23
00	Gray, Ciara	g	1-5	1-3	0-0	0	0	0	2	3	4	0	0	1	31
22	Givens, Chrissy	g	6-16	0-1	2-2	0	3	3	2	14	1	1	0	2	38
23	Holmes, Patrice	g	9-19	5-9	2-2	0	5	5	1	25	3	3	0	3	40
11	Jakobsen, Ditte		0-1	0-1	0-0	0	1	1	1	0	1	0	0	0	9
12	Orr, Starr		0-0	0-0	0-0	0	0	0	1	0	0	0	0	0	9
31	Boyd, Lakira		0-1	0-0	2-2	1	1	2	1	2	0	2	0	0	15
	TEAM						1	1							
	Totals		26-60	7-15	10-13	14	13	27	16	69	13	9	2	8	200

TOTAL FG% 1st Half: 11-30 36.7% | 2nd Half: 15-30 50.0% | Game: 43.3% | DEADB
3-Pt. FG% 1st Half: 4-9 44.4% | 2nd Half: 3-6 50.0% | Game: 46.7% | REBS
F Throw % 1st Half: 3-4 75.0% | 2nd Half: 7-9 77.8% | Game: 76.9% | 1

HOME TEAM: Texas Tech 24-7

##	Player Name		TOT-FG	3-PT	FT-FTA	REBOUNDS OF	DE	TOT	PF	TP	A	TO	BLK	S	MIN
11	Davis, LaToya	f	4-6	0-0	3-6	7	9	16	2	11	0	2	1	1	40
35	Robertson, Alesha	f	10-18	5-11	0-0	0	5	5	1	25	1	3	0	2	39
31	Greenwalt, Cisti	c	7-10	0-0	5-8	4	2	6	3	19	0	4	3	0	36
05	Dabbs, Chesley	g	4-8	0-1	1-2	2	3	5	2	9	5	3	0	2	38
14	Grant, Erin	g	5-10	0-0	2-2	1	0	1	1	12	8	3	0	0	40
15	Smith, Judith		1-1	1-1	1-2	0	0	0	0	4	0	0	0	1	3
42	Griffin, Darrice		0-0	0-0	0-0	0	0	0	2	0	1	0	0	0	4
	TEAM					1	3	4							
	Totals		31-53	6-13	12-20	15	22	37	11	80	15	15	4	6	200

TOTAL FG% 1st Half: 17-27 63.0% | 2nd Half: 14-26 53.8% | Game: 58.5% | DEADB
3-Pt. FG% 1st Half: 4-8 50.0% | 2nd Half: 2-5 40.0% | Game: 46.2% | REBS
F Throw % 1st Half: 8-10 80.0% | 2nd Half: 4-10 40.0% | Game: 60.0% | 2

Officials: Barb Smith, Roy Gulbeyan, Bob Scofield
Technical fouls: Middle Tennessee State-None. Texas Tech-None.
Attendance: 5436

Score by Periods	1st	2nd	Total
Middle Tennessee State	29	40 -	69
Texas Tech	46	34 -	80

2005 NCAA Championships - Philadelphia Region Second Round
Points in the paint-MT 26,TT 28. Points off turnovers-MT 15,TT 9.
2nd chance points-MT 19,TT 18. Fast break points-MT 6,TT 2.
Bench points-MT 2,TT 4. Score tied-0 times. Lead changed-0 times.
Last FG-MT 2nd-00:38, TT 2nd-00:13.

UTAH 76, MIDDLE TENNESSEE 71

Albuquerque Regional
First Round | March 18, 2006
McKale Center | Tucson, Ariz.

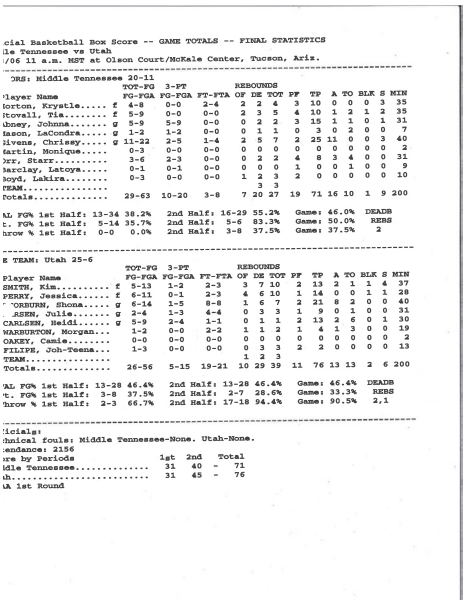

cial Basketball Box Score -- GAME TOTALS -- FINAL STATISTICS
le Tennessee vs Utah
/06 11 a.m. MST at Olson Court/McKale Center, Tucson, Ariz.

ORS: Middle Tennessee 20-11

Player Name		TOT-FG	3-PT	FT-FTA	REBOUNDS OF	DE	TOT	PF	TP	A	TO	BLK	S	MIN
orton, Krystle	f	4-8	0-0	2-4	2	2	4	3	10	0	0	0	3	35
tovall, Tia	f	5-9	0-0	0-0	2	3	5	4	10	1	2	1	2	35
bney, Johnna	g	5-9	5-9	0-0	0	2	2	3	15	1	1	0	1	31
ason, LaCondra	g	1-2	1-2	0-0	0	1	1	0	3	0	2	0	0	7
ivens, Chrissy	g	11-22	2-5	1-4	2	5	7	2	25	11	0	0	3	40
artin, Monique		0-3	0-0	0-0	0	0	0	0	0	0	0	0	0	2
rr, Starr		3-6	2-3	0-0	0	2	2	4	8	3	4	0	0	31
arclay, Latoya		0-1	0-1	0-0	0	0	0	1	0	0	1	0	0	9
oyd, Lakira		0-3	0-0	0-0	1	2	3	2	0	0	0	0	0	10
EAM						3	3							
otals		29-63	10-20	3-8	7	20	27	19	71	16	10	1	9	200

L FG% 1st Half: 13-34 38.2% | 2nd Half: 16-29 55.2% | Game: 46.0% | DEADB
t. FG% 1st Half: 5-14 35.7% | 2nd Half: 5-6 83.3% | Game: 50.0% | REBS
hrow % 1st Half: 0-0 0.0% | 2nd Half: 3-8 37.5% | Game: 37.5% | 2

E TEAM: Utah 25-6

Player Name		TOT-FG	3-PT	FT-FTA	REBOUNDS OF	DE	TOT	PF	TP	A	TO	BLK	S	MIN
SMITH, Kim	f	5-13	1-2	2-3	3	7	10	2	13	2	1	1	4	37
PERRY, Jessica	f	6-11	0-1	2-3	4	6	10	1	14	0	0	1	1	28
ORBURN, Shona	g	6-14	1-5	8-8	1	6	7	2	21	8	2	0	0	40
SEEN, Julie	g	2-4	1-3	4-4	0	3	3	1	9	0	1	0	0	31
CARLSEN, Heidi	g	5-9	2-4	1-1	0	1	1	2	13	2	6	0	1	30
WARBURTON, Morgan		1-2	0-0	2-2	1	1	2	1	4	1	3	0	0	19
CAREY, Camie		0-0	0-0	0-0	0	0	0	0	0	0	0	0	0	2
FILLPE, Joh-Teena		1-3	0-0	0-0	0	3	3	2	2	0	0	0	0	13
TEAM					1	2	3							
Totals		26-56	5-15	19-21	10	29	39	11	76	13	13	2	6	200

AL FG% 1st Half: 13-28 46.4% | 2nd Half: 13-28 46.4% | Game: 46.4% | DEADB
t. FG% 1st Half: 3-8 37.5% | 2nd Half: 2-7 28.6% | Game: 33.3% | REBS
hrow % 1st Half: 2-3 66.7% | 2nd Half: 17-18 94.4% | Game: 90.5% | 2,1

icials:
hnical fouls: Middle Tennessee-None. Utah-None.
endance: 2156

re by Periods	1st	2nd	Total
dle Tennessee	31	40 -	71
h	31	45 -	76

A 1st Round

MIDDLE TENNESSEE 85, GONZAGA 46

Dayton Regional
First Round | March 17, 2007
Maples Pavilion | Palo Alto, Calif.

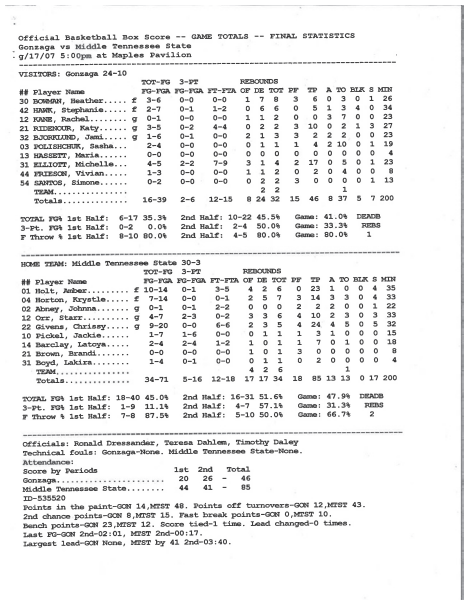

Official Basketball Box Score -- GAME TOTALS -- FINAL STATISTICS
Gonzaga vs Middle Tennessee State
g/17/07 5:00pm at Maples Pavilion

VISITORS: Gonzaga 24-10

##	Player Name		TOT-FG	3-PT	FT-FTA	REBOUNDS OF	DE	TOT	PF	TP	A	TO	BLK	S	MIN
30	BOWEN, Heather	f	3-6	0-0	0-0	1	7	8	3	6	0	3	0	1	26
42	HAWK, Stephanie	f	2-7	0-1	1-2	0	6	6	0	5	1	3	4	0	34
12	KANE, Rachel	g	0-1	0-0	0-0	1	1	2	0	0	3	7	0	0	23
21	RIEKENKUR, Katy	g	3-5	0-2	4-4	0	2	2	3	10	0	2	1	3	27
32	BJORKLUND, Jami	g	1-6	0-1	0-0	2	1	3	3	2	2	2	0	0	23
03	POLISCHUK, Sasha		2-4	0-0	0-0	0	1	1	1	4	2	10	0	1	19
13	HASSETT, Maria		0-0	0-0	0-0	0	0	0	0	0	0	0	0	0	4
31	ELLIOTT, Michelle		4-5	2-2	7-9	3	1	4	2	17	0	5	0	1	23
44	FRIESON, Vivian		1-3	0-0	0-0	1	1	2	0	2	0	4	0	0	8
54	SANTOS, Simone		0-2	0-0	0-0	0	2	2	3	0	0	0	0	1	13
	TEAM						2	2						1	
	Totals		16-39	2-6	12-15	8	24	32	15	46	8	37	5	7	200

TOTAL FG% 1st Half: 6-17 35.3% | 2nd Half: 10-22 45.5% | Game: 41.0% | DEADB
3-Pt. FG% 1st Half: 0-2 0.0% | 2nd Half: 2-4 50.0% | Game: 33.3% | REBS
F Throw % 1st Half: 8-10 80.0% | 2nd Half: 4-5 80.0% | Game: 80.0% | 1

HOME TEAM: Middle Tennessee State 30-3

##	Player Name		TOT-FG	3-PT	FT-FTA	REBOUNDS OF	DE	TOT	PF	TP	A	TO	BLK	S	MIN
01	Holt, Amber	f	10-14	0-1	3-5	4	2	6	0	23	1	0	0	4	35
04	Horton, Krystle	f	7-14	0-0	0-1	2	5	7	3	14	3	3	0	4	33
02	Ahway, Johnna	g	0-1	0-1	2-2	0	0	0	2	2	2	0	0	1	22
12	Orr, Starr	g	4-7	2-3	0-2	3	3	6	4	10	2	3	0	3	33
22	Givens, Chrissy	g	9-20	0-0	6-6	2	3	5	4	24	4	5	0	5	32
10	Pickel, Jackie		1-7	1-6	0-0	0	1	1	1	3	1	0	0	0	15
14	Barclay, Latoya		2-4	2-4	1-2	1	0	1	1	7	0	1	0	0	18
21	Brown, Brandi		0-0	0-0	0-0	1	0	1	3	0	0	0	0	0	8
31	Boyd, Lakira		1-4	0-1	0-0	0	1	1	0	2	0	0	0	0	4
	TEAM					4	2	6						1	
	Totals		34-71	5-16	12-18	17	17	34	18	85	13	13	0	17	200

TOTAL FG% 1st Half: 18-40 45.0% | 2nd Half: 16-31 51.6% | Game: 47.9% | DEADB
3-Pt. FG% 1st Half: 1-9 11.1% | 2nd Half: 4-7 57.1% | Game: 31.3% | REBS
F Throw % 1st Half: 7-8 87.5% | 2nd Half: 5-10 50.0% | Game: 66.7% | 2

Officials: Ronald Dressander, Teresa Dahlem, Timothy Daley
Technical fouls: Gonzaga-None. Middle Tennessee State-None.
Attendance:

Score by Periods	1st	2nd	Total
Gonzaga	20	26 -	46
Middle Tennessee State	44	41 -	85

ID-535520
Points in the paint-GON 14,MTST 48. Points off turnovers-GON 12,MTST 43.
2nd chance points-GON 8,MTST 15. Fast break points-GON 0,MTST 10.
Bench points-GON 23,MTST 12. Score tied-1 time. Lead changed-0 times.
Last FG-GON 2nd-02:01, MTST 2nd-00:17.
Largest lead-GON None, MTST by 41 2nd-03:40.

MARIST 73, MIDDLE TENNESSEE 59

Dayton Regional
Second Round | March 19, 2007
Maples Pavilion | Palo Alto, Calif.

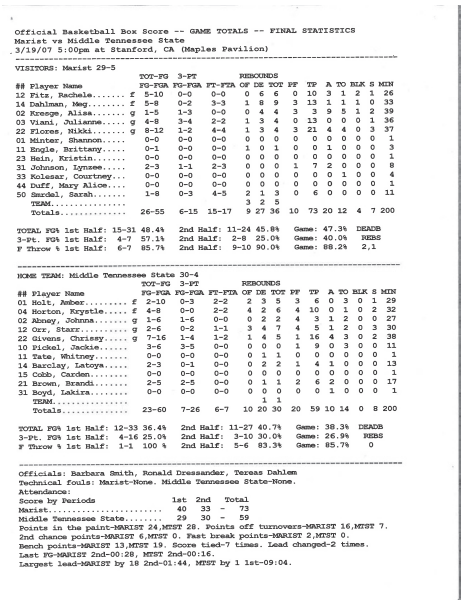

Official Basketball Box Score -- GAME TOTALS -- FINAL STATISTICS
Marist vs Middle Tennessee State
3/19/07 5:00pm at Stanford, CA (Maples Pavilion)

VISITORS: Marist 29-5

##	Player Name		TOT-FG	3-PT	FT-FTA	REBOUNDS OF	DE	TOT	PF	TP	A	TO	BLK	S	MIN
12	Fitz, Rachele	f	5-10	0-0	0-0	0	6	6	0	10	3	1	2	1	26
14	Dahlman, Meg	f	5-8	0-2	3-3	1	8	9	3	13	1	1	1	0	33
02	Krespe, Alisa	g	1-5	1-3	0-0	0	4	4	3	3	9	5	1	2	39
03	Viani, Julianne	g	4-8	3-4	2-2	1	3	4	0	13	0	0	0	1	36
22	Flores, Nikki	g	8-12	1-2	4-4	1	3	4	3	21	4	4	0	3	37
01	Minter, Shannon		0-0	0-0	0-0	0	0	0	0	0	0	0	0	1	
11	Engle, Brittany		0-1	0-0	0-0	1	0	1	0	0	0	1	0	0	3
23	Hein, Kristin		0-0	0-0	0-0	0	0	0	0	0	0	0	0	0	1
31	Johnson, Lynsee		2-3	1-1	2-3	0	0	0	1	7	2	0	0	0	8
33	Kolesar, Courtney		0-0	0-0	0-0	0	0	0	0	0	0	1	0	0	4
44	Duff, Mary Alice		0-0	0-0	0-0	0	0	0	0	0	0	0	0	0	1
50	Sardel, Sarah		1-8	0-3	4-5	2	1	3	0	6	0	0	0	0	11
	TEAM					3	2	5							
	Totals		26-55	6-15	15-17	9	27	36	10	73	20	12	4	7	200

TOTAL FG% 1st Half: 15-31 48.4% | 2nd Half: 11-24 45.8% | Game: 47.3% | DEADB
3-Pt. FG% 1st Half: 4-7 57.1% | 2nd Half: 2-8 25.0% | Game: 40.0% | REBS
F Throw % 1st Half: 6-7 85.7% | 2nd Half: 9-10 90.0% | Game: 88.2% | 2,1

HOME TEAM: Middle Tennessee State 30-4

##	Player Name		TOT-FG	3-PT	FT-FTA	REBOUNDS OF	DE	TOT	PF	TP	A	TO	BLK	S	MIN
01	Holt, Amber	f	2-10	0-3	2-2	2	3	5	3	6	0	3	0	1	29
04	Horton, Krystle	f	4-8	0-0	2-2	4	2	6	4	10	0	1	0	2	32
02	Ahway, Johnna	g	1-6	1-6	0-0	0	2	2	4	3	1	2	0	0	27
12	Orr, Starr	g	2-6	0-2	1-1	3	4	7	4	5	1	2	0	3	30
22	Givens, Chrissy	g	7-16	1-4	1-2	1	4	5	1	16	4	3	0	2	38
10	Pickel, Jackie		3-6	3-5	0-0	0	0	0	1	9	0	3	0	0	11
11	Tate, Whitney		0-0	0-0	0-0	0	1	1	0	0	0	0	0	0	1
14	Barclay, Latoya		2-3	0-1	0-0	0	2	2	1	4	1	0	0	0	13
15	Cobb, Carden		0-0	0-0	0-0	0	0	0	0	0	0	0	0	0	1
21	Brown, Brandi		2-5	2-5	0-0	0	1	1	2	6	2	0	0	0	17
31	Boyd, Lakira		0-0	0-0	0-0	0	0	0	0	0	0	1	0	0	1
	TEAM					1	1	2							
	Totals		23-60	7-26	6-7	10	20	30	20	59	10	14	0	8	200

TOTAL FG% 1st Half: 12-33 36.4% | 2nd Half: 11-27 40.7% | Game: 38.3% | DEADB
3-Pt. FG% 1st Half: 4-16 25.0% | 2nd Half: 3-10 30.0% | Game: 26.9% | REBS
F Throw % 1st Half: 1-1 100 % | 2nd Half: 5-6 83.3% | Game: 85.7% | 0

Officials: Barbara Smith, Ronald Dressander, Teresa Dahlem
Technical fouls: Marist-None. Middle Tennessee State-None.
Attendance:

Score by Periods	1st	2nd	Total
Marist	40	33 -	73
Middle Tennessee State	29	30 -	59

Points in the paint-MARIST 24,MTST 28. Points off turnovers-MARIST 16,MTST 7.
2nd chance points-MARIST 6,MTST 0. Fast break points-MARIST 2,MTST 0.
Bench points-MARIST 13,MTST 19. Score tied-7 times. Lead changed-2 times.
Last FG-MARIST 2nd-00:28, MTST 2nd-00:16.
Largest lead-MARIST by 18 2nd-01:44, MTST by 1 1st-09:04.

MICHIGAN STATE 60, MIDDLE TENNESSEE 59

Berkeley Regional
First Round | March 22, 2009
Jack Breslin Center | East Lansing, Mich.

Official Basketball Box Score
Michigan State vs Middle Tennessee
03/22/09 12:16 p.m. at East Lansing, Mich. (Breslin Center)

VISITORS: Michigan State 21-10

##	Player Name		TOT-FG	3-PT	FT-FTA	REBOUNDS OF	DE	TOT	PF	TP	A	TO	BLK	S	MIN
15	Washington,Cetera	*	5-8	0-1	2-2	3	3	6	2	12	6	1	2	3	33
21	Johnson,Mia	*	2-9	1-4	1-1	0	2	2	2	6	1	5	0	1	36
22	Jefferson,Aisha	*	8-19	1-1	3-3	5	5	10	3	20	1	2	0	0	34
30	Johnson,Lykendra	*	0-1	0-0	0-0	1	2	3	2	0	1	4	1	1	17
41	DeHaan,Allyssa	*	3-7	0-0	0-0	2	4	6	0	6	0	1	6	0	33
03	Poole,Porsche		0-0	0-0	0-0	0	0	0	0	0	0	1	0	0	3
24	Schiffauer,Courtney		0-0	0-0	0-0	1	0	1	0	0	0	0	1	0	2
32	Keane,Kalisha		4-6	1-2	4-4	3	1	4	2	13	2	4	1	1	31
45	Aitch,Lauren		1-4	0-0	1-2	1	3	4	3	3	0	1	1	0	11
	Team					1	2	3						1	
	Totals		23-54	3-8	11-12	17	22	39	14	60	11	21	11	6	200

TOTAL FG% 1st Half: 12-30 40.0% | 2nd Half: 11-24 45.8% | Game: 42.6% | DEADB
3-Pt. FG% 1st Half: 2-5 40.0% | 2nd Half: 1-3 33.3% | Game: 37.5% | REBS
F Throw % 1st Half: 6-6 100 % | 2nd Half: 5-6 83.3% | Game: 91.7% | 0

HOME TEAM: Middle Tennessee 28-6

##	Player Name		TOT-FG	3-PT	FT-FTA	REBOUNDS OF	DE	TOT	PF	TP	A	TO	BLK	S	MIN
00	Lyman, Chelsia	*	1-10	0-3	2-2	2	3	5	3	4	3	1	0	4	36
10	Pickel, Jackie	*	3-9	2-6	0-0	3	1	4	2	8	2	0	0	1	40
21	Brown, Brandi	*	4-10	1-4	0-0	0	1	1	4	9	3	2	1	1	32
22	Clark, Alysha	*	14-25	2-2	4-4	5	5	10	5	34	2	9	1	4	38
30	Lanning, Anne Marie	*	0-1	0-1	0-0	3	0	3	1	0	1	1	0	0	32
03	Queen, Emily		1-3	0-1	0-0	1	0	1	0	2	0	0	0	1	17
32	Garrett, Dana		1-2	0-0	0-2	0	0	0	0	2	0	1	0	0	5
	TEAM					3	3	6							
	Totals		24-60	5-17	6-8	17	13	30	15	59	11	14	2	11	200

TOTAL FG% 1st Half: 15-34 44.1% | 2nd Half: 9-26 34.6% | Game: 40.0% | DEADB
3-Pt. FG% 1st Half: 3-10 30.0% | 2nd Half: 2-7 28.6% | Game: 29.4% | REBS
F Throw % 1st Half: 5-7 71.4% | 2nd Half: 1-1 100 % | Game: 75.0% | 1

Officials: Robert Trammell, Amy Bonner, Eric Koch
Technical fouls: Michigan State-None. Middle Tennessee-None.
Attendance: 4348

Score by Periods	1st	2nd	Total
Michigan State	32	28 -	60
Middle Tennessee	38	21 -	59

NCAA Tournament First Round

Points in the paint-MSU 32,MT 30. Points off turnovers-MSU 18,MT 23.
2nd chance points-MSU 11,MT 9. Fast break points-MSU 4,MT 2.
Bench points-MSU 16,MT 4. Score tied-2 times. Lead changed-3 times.
Last FG-MSU 2nd-01:10, MT 2nd-00:42.
Largest lead-MSU by 3 2nd-01:10, MT by 15 1st-08:14.

NCAA TOURNAMENT HISTORY

MISSISSIPPI STATE 68, MIDDLE TENNESSEE 64

Dayton Regional
First Round | March 21, 2010
Petersen Events Center | Pittsburgh, Pa.

Official Basketball Box Score
Middle Tennessee vs Mississippi State
03/21/10 2:36 PM at Petersen Events Center, Pittsburgh, PA

VISITORS: Middle Tennessee 25-6

##	Player Name	FG-FGA	3-PT FG-FGA	FT-FTA	REBOUNDS OF	DE	TOT	PF	TP	A	TO	BLK	S	MIN
21	Brown, Brandi	f 5-14	4-10	0-0	0	5	5	0	14	2	1	0	0	40
22	Clark, Alysha	f 7-17	0-1	3-4	6	8	14	5	17	3	2	0	1	35
00	Lymon, Chelsia	g 3-9	2-6	3-4	2	3	5	2	11	3	5	0	2	39
10	Pickel, Jackie	g 4-14	3-12	0-0	1	4	5	2	11	6	3	0	1	39
30	Lanning, Anne Marie	g 4-11	3-8	0-0	2	1	3	1	11	4	3	0	1	40-
20	Stewart, Tina	0-0	0-0	0-0	0	0	0	0	0	0	0	0	0	1
24	Jones, Kortni	0-0	0-0	0-0	0	0	0	0	0	0	0	0	0	1
32	Garrett, Dana	0-0	0-0	0-0	0	0	0	1	0	1	0	0	0	5
	Team				1	1	2							
	Totals	23-65	12-37	6-8	12	22	34	14	64	19	14	0	5	200

TOTAL FG% 1st Half: 10-39 25.6% 2nd Half: 13-26 50.0% Game: 35.4% DEADB
3-Pt. FG% 1st Half: 5-25 20.0% 2nd Half: 7-12 58.3% Game: 32.4% REBS
F Throw % 1st Half: 5-6 83.3% 2nd Half: 1-2 50.0% Game: 75.0% 1

HOME TEAM: Mississippi State 20-12

##	Player Name	FG-FGA	3-PT FG-FGA	FT-FTA	REBOUNDS OF	DE	TOT	PF	TP	A	TO	BLK	S	MIN
10	Mokango, Chanel	f 9-12	2-3	0-0	4	10	14	3	20	1	2	2	0	37
02	Rack, Alexis	g 6-15	4-9	5-7	1	3	4	1	21	5	4	0	0	37
05	Lumanu, Armelie	g 4-10	0-1	4-4	1	2	3	0	12	2	5	0	1	28
23	Grimes, Tysheka	g 4-10	0-3	0-0	0	5	5	2	8	0	3	0	2	25
33	Govero, Mary Kathryn	g 1-5	1-3	0-0	1	1	2	1	3	4	1	0	0	28
00	Kalonda, Rima	1-1	0-0	0-0	1	1	2	0	2	0	0	0	0	1
03	Johnson, Diamber	1-4	0-0	0-0	2	3	5	1	2	4	0	0	2	31
14	Washington, Bethany	0-1	0-0	0-0	0	2	2	1	0	0	1	0	0	6
24	Jones, Ashley	0-1	0-0	0-0	1	3	4	0	0	0	1	0	0	7
	TEAM													
	Totals	26-59	7-19	9-11	11	30	41	9	68	16	17	2	5	200

TOTAL FG% 1st Half: 11-28 39.3% 2nd Half: 15-31 48.4% Game: 44.1% DEADB
3-Pt. FG% 1st Half: 1-8 12.5% 2nd Half: 6-11 54.5% Game: 36.8% REBS
F Throw % 1st Half: 5-6 83.3% 2nd Half: 4-5 80.0% Game: 81.8% 3

Officials: Dennis DeMayo (R), Kathy Longeran, Kevin Ruland
Technical fouls: Middle Tennessee-None. Mississippi State-None.
Attendance: 5156

Score by Periods	1st	2nd	Total
Middle Tennessee	30	34	64
Mississippi State	28	40	68

2010 NCAA Women's Basketball Tournament - Dayton Region First Round

Points in the paint-MT 20,MSU 28. Points off turnovers-MT 18,MSU 16.
2nd chance points-MT 4,MSU 11. Fast break points-MT 15,MSU 19.
Bench points-MT 0,MSU 4. Score tied-2 times. Lead changed-1 time.
Last FG-MT 2nd-04:39, MSU 2nd-00:37.
Largest lead-MT by 15 1st-09:11, MSU by 4 2nd-00:04.

GEORGIA 56, MIDDLE TENNESSEE 41

Dallas Regional
First Round | March 20, 2011
Auburn Arena | Auburn, Ala.

Official Basketball Box Score
Middle Tennessee vs Georgia
03/20/11 6:46 p.m. at Auburn, Ala. -- Auburn Arena

VISITORS: Middle Tennessee 23-8

##	Player Name	FG-FGA	3-PT FG-FGA	FT-FTA	REBOUNDS OF	DE	TOT	PF	TP	A	TO	BLK	S	MIN
21	Rowe, Ebony	f 5-13	0-0	0-2	5	0	5	3	10	2	3	0	1	36
23	March, Lauren	f 1-2	0-0	0-0	1	1	2	1	2	0	0	0	0	17
13	Elie, Icelyn	g 2-8	0-1	0-0	0	1	1	2	4	1	2	0	0	19
24	Jones, Kortni	g 1-11	1-9	0-0	1	6	7	3	3	1	5	0	3	39
30	Lanning, Anne Marie	g 4-11	2-7	5-6	2	3	5	2	15	1	3	0	2	39
01	Brinkley, Janay	0-1	0-1	0-0	0	0	0	0	0	0	0	0	0	1
11	Ajanaku, Jamila	0-2	0-1	0-0	0	3	3	4	0	1	0	0	0	18
44	McFadden, Molly	0-0	0-0	0-0	0	0	0	0	0	0	0	0	0	1
50	Stewart, KeKe	3-8	0-1	1-2	1	2	3	3	7	1	3	0	0	24
52	Leonard, Laken	0-0	0-0	0-0	0	0	0	0	0	0	0	1	0	6
	Team				2	3	5							
	Totals	16-56	3-20	6-10	12	19	31	18	41	7	17	0	6	200

TOTAL FG% 1st Half: 8-29 27.6% 2nd Half: 8-27 29.6% Game: 28.6% DEADB
3-Pt. FG% 1st Half: 2-12 16.7% 2nd Half: 1-8 12.5% Game: 15.0% REBS
F Throw % 1st Half: 2-2 100 % 2nd Half: 4-8 50.0% Game: 60.0% 2

HOME TEAM: Georgia 22-10

##	Player Name	FG-FGA	3-PT FG-FGA	FT-FTA	REBOUNDS OF	DE	TOT	PF	TP	A	TO	BLK	S	MIN
12	Hassell, Jasmine	f 5-6	0-0	1-1	2	3	5	2	11	0	4	0	0	30
21	Phillips, Porsha	f 5-8	0-0	0-0	4	10	14	1	10	2	3	3	1	35
01	Miller, Khadidah	g 0-4	0-2	0-0	0	1	1	4	0	2	2	0	1	27
10	Jones, Jasmine	g 5-10	0-1	8-10	0	5	5	2	18	0	6	0	4	40
11	Mitchell, Meredith	g 3-10	0-2	3-5	0	7	7	3	9	0	4	0	2	35
02	Jones, Ebony	0-0	0-0	0-0	0	0	0	0	0	0	0	1	0	1
03	Armstrong, Anne Marie	3-6	1-2	1-2	1	0	1	0	8	2	0	0	1	22
23	Willis, Tamika	0-0	0-0	0-0	0	2	2	2	0	1	1	1	1	9
44	Johnson, Arieal	0-0	0-0	0-0	0	0	0	0	0	0	0	0	0	1
	TEAM				1	2	3							
	Totals	21-44	1-7	13-18	8	30	38	14	56	7	21	4	10	200

TOTAL FG% 1st Half: 11-23 47.8% 2nd Half: 10-21 47.6% Game: 47.7% DEADB
3-Pt. FG% 1st Half: 1-4 25.0% 2nd Half: 0-3 0.0% Game: 14.3% REBS
F Throw % 1st Half: 3-5 60.0% 2nd Half: 10-13 76.9% Game: 72.2% 1

Officials: Beverly Roberts, Samuel Hall, William Larance
Technical fouls: Middle Tennessee-None. Georgia-None.
Attendance: 3383

Score by Periods	1st	2nd	Total
Middle Tennessee	20	21	41
Georgia	26	30	56

NCAA Tournament - First Round

Points in the paint-MT 20,UGA 30. Points off turnovers-MT 7,UGA 16.
2nd chance points-MT 7,UGA 8. Fast break points-MT 0,UGA 2.
Bench points-MT 7,UGA 8. Score tied-4 times. Lead changed-3 times.
Last FG-MT 2nd-01:15, UGA 2nd-03:46.
Largest lead-MT by 2 1st-19:33, UGA by 19 2nd-07:30.

VANDERBILT 60, MIDDLE TENNESSEE 46

Fresno Regional
First Round | March 18, 2012
Memorial Gymnasium | Nashville, Tenn.

Official Basketball Box Score
Middle Tennessee vs Vanderbilt
03/18/12 4:10 p.m. at Nashville, Tenn. (Memorial Gymnasium)

VISITORS: Middle Tennessee 26-7

##	Player Name	FG-FGA	3-PT FG-FGA	FT-FTA	REBOUNDS OF	DE	TOT	PF	TP	A	TO	BLK	S	MIN
13	Elie, Icelyn	f 3-14	0-4	1-2	6	10	16	4	7	0	3	2	1	34
21	Rowe, Ebony	f 4-14	0-0	2-5	14	2	16	3	10	2	3	1	1	38
05	Cason, Shanice	g 0-7	0-2	2-2	1	2	3	4	2	7	3	0	0	40
24	Jones, Kortni	g 5-14	2-6	0-0	1	0	1	2	12	0	3	0	2	36
52	Leonard, Laken	g 3-8	3-7	0-0	1	0	1	0	9	0	0	0	0	27
01	Brinkley, Janay	0-0	0-0	0-0	0	0	0	0	0	0	0	0	0	5
11	Ajanaku, Jamila	1-1	0-0	0-0	0	0	0	1	2	0	0	0	0	1
23	March, Lauren	0-0	0-0	0-1	1	2	3	0	0	0	1	0	0	11
42	Stewart, KeKe	1-5	0-1	0-0	0	0	0	2	2	0	0	0	0	7
44	McFadden, Molly	1-1	0-0	0-0	0	0	0	1	2	0	0	0	0	1
	TEAM				1	1	2							
	Totals	18-64	5-20	5-10	25	16	41	17	46	9	15	3	4	200

TOTAL FG% 1st Half: 7-31 22.6% 2nd Half: 11-33 33.3% Game: 28.1% DEADB
3-Pt. FG% 1st Half: 2-8 25.0% 2nd Half: 3-12 25.0% Game: 25.0% REBS
F Throw % 1st Half: 2-6 33.3% 2nd Half: 3-4 75.0% Game: 50.0% 3

HOME TEAM: Vanderbilt 23-9

##	Player Name	FG-FGA	3-PT FG-FGA	FT-FTA	REBOUNDS OF	DE	TOT	PF	TP	A	TO	BLK	S	MIN
30	BROWN, Elan	f 4-9	3-5	1-2	4	5	9	1	12	2	0	0	3	37
34	CLARKE, Tiffany	f 2-4	0-0	1-2	2	2	4	4	5	0	1	0	1	14
12	HOLZER, Stephanie	c 4-6	0-0	1-2	4	6	10	4	9	2	4	3	3	27
10	FOGGIE, Christina	g 3-14	1-7	0-1	1	1	2	1	7	2	1	0	1	38
11	LISTER, Jasmine	g 4-10	0-1	11-14	1	4	5	2	19	5	6	0	0	40
05	SCRAHN, Kady	3-6	0-1	0-0	2	1	3	1	6	1	0	0	0	16
12	COLEMAN, Jordan	0-0	0-0	0-0	0	0	0	0	0	0	0	0	0	13
32	SMITH, Gabby	0-1	0-1	0-0	0	2	2	0	0	0	0	0	0	11
55	WATKINS, Clair	1-1	0-0	1-1	1	1	2	0	2	0	0	0	0	4
	TEAM				1	1	2							
	Totals	21-51	4-15	14-21	16	23	39	17	60	13	14	3	8	200

TOTAL FG% 1st Half: 11-24 45.8% 2nd Half: 10-27 37.0% Game: 41.2% DEADB
3-Pt. FG% 1st Half: 2-8 25.0% 2nd Half: 2-7 28.6% Game: 26.7% REBS
F Throw % 1st Half: 1-2 50.0% 2nd Half: 13-19 68.4% Game: 66.7% 5

Officials: Mark Zentz, Troy Winders, Angela Lewis
Technical fouls: Middle Tennessee-None. Vanderbilt-None.
Attendance: 4054

Score by Periods	1st	2nd	Total
Middle Tennessee	18	28	46
Vanderbilt	25	35	60

2012 NCAA Division I Women's Basketball Championship - First Round

Points in the paint-MT 26,VANDY 24. Points off turnovers-MT 7,VANDY 10.
2nd chance points-MT 4,VANDY 14. Fast break points-MT 7,VANDY 2.
Bench points-MT 6,VANDY 8. Score tied-1 time. Lead changed-0 times.
Last FG-MT 2nd-00:03, VANDY 2nd-03:03.
Largest lead-MT None, VANDY by 18 2nd-00:50.

LOUISVILLE 74, MIDDLE TENNESSEE 49

Oklahoma City Regional
First Round | March 24, 2013
KFC Yum! Center | Louisville, Ky.

Official Basketball Box Score
MIDDLE TENNESSEE vs LOUISVILLE
3/24/13 2:39PM at KFC Yum! Center, Louisville, KY

VISITORS: MIDDLE TENNESSEE 25-8

##	Player Name	FG-FGA	3-PT FG-FGA	FT-FTA	REBOUNDS OF	DE	TOT	PF	TP	A	TO	BLK	S	MIN
13	Elie, Icelyn	f 4-10	4-6	1-2	1	6	7	3	13	1	3	0	1	36
21	Rowe, Ebony	f 5-6	0-0	2-4	7	5	12	4	12	1	1	2	1	40
02	Brinkley, Janay	g 0-4	0-1	0-1	0	0	0	1	0	0	0	0	0	7
24	Jones, Kortni	g 5-17	2-8	2-3	1	1	2	1	14	3	6	0	0	34
32	Warden, Caroline	g 1-6	0-3	0-0	0	4	4	1	2	3	6	0	1	20
05	Cason, Shanice	0-3	0-2	0-0	3	3	6	3	0	2	5	1	0	24
10	Sells, MacKenzie	0-0	0-0	0-0	1	1	2	1	0	0	0	0	0	2
23	March, Lauren	0-0	0-0	0-0	0	1	1	1	0	0	1	0	1	2
42	Stewart, KeKe	0-0	0-0	0-0	0	0	0	1	0	0	0	0	0	2
52	Leonard, Laken	3-6	2-5	0-0	1	7	8	2	8	1	2	2	0	33
	Totals	18-52	8-25	5-10	14	28	42	18	49	11	24	5	4	200

TOTAL FG% 1st Half: 10-21 47.6% 2nd Half: 8-31 25.8% Game: 34.6% DEADB
3-Pt. FG% 1st Half: 5-11 45.5% 2nd Half: 3-14 21.4% Game: 32.0% REBS
F Throw % 1st Half: 2-4 50.0% 2nd Half: 3-6 50.0% Game: 50.0% 0

HOME TEAM: LOUISVILLE 25-8

##	Player Name	FG-FGA	3-PT FG-FGA	FT-FTA	REBOUNDS OF	DE	TOT	PF	TP	A	TO	BLK	S	MIN
00	HAMMOND, Sara	f 2-5	0-0	0-0	1	3	4	3	4	2	0	1	1	22
04	SLAUGHTER, Antonita	f 1-6	0-0	0-0	1	3	4	1	2	2	0	0	2	21
03	VAILS, Sheronne	c 4-6	0-0	1-2	2	1	3	3	9	1	0	0	0	21
21	SMITH, Bria	g 3-11	0-1	4-5	2	8	10	2	10	6	2	1	4	33
23	SCHIMMEL, Shoni	g 9-15	1-5	1-2	1	3	4	1	20	1	3	1	3	36
01	HARPER, Shelby	0-0	0-0	1-2	0	1	1	1	1	0	0	0	0	3
13	WALTON, Cortnee	1-2	0-0	0-4	2	2	4	1	2	0	1	0	1	12
15	DEINES, Megan	0-1	0-0	0-0	0	0	0	0	0	0	0	0	0	4
22	SCHIMMEL, Jude	3-6	1-2	4-4	1	3	4	3	11	5	2	0	5	25
33	REID, Monique	7-11	0-0	1-3	1	1	2	0	15	2	0	0	2	23
	TEAM													
	Totals	30-63	2-12	12-22	11	25	36	15	74	19	8	3	18	200

TOTAL FG% 1st Half: 16-37 43.2% 2nd Half: 14-26 53.8% Game: 47.6% DEADB
3-Pt. FG% 1st Half: 1-6 16.7% 2nd Half: 1-6 16.7% Game: 16.7% REBS
F Throw % 1st Half: 1-5 20.0% 2nd Half: 11-17 64.7% Game: 54.5% 4

Officials: Dee Kantner, Luis Gonzalez, Taiqua Stewart
Technical fouls: MIDDLE TENNESSEE-None. LOUISVILLE-None.
Attendance: 5977

Score by Periods	1st	2nd	Total
MIDDLE TENNESSEE	27	22	49
LOUISVILLE	34	40	74

Points in the paint-MT 12,LOU 50. Points off turnovers-MT 6,LOU 31.
2nd chance points-MT 10,LOU 10. Fast break points-MT 0,LOU 16.
Bench points-MT 8,LOU 29. Score tied-0 times. Lead changed-0 times.
Last FG-MT 2nd-02:24, LOU 2nd-01:15.
Largest lead-MT None, LOU by 25 2nd-01:15.

OREGON STATE 55, MIDDLE TENNESSEE 36

Stanford Regional
First Round | March 23, 2014
Alaska Airlines Arena | Seattle, Wash.

Official Basketball Box Score -- Game Totals -- Final Statistics
Oregon State vs Middle Tennessee
03/23/14 5:00 p.m. at Seattle, WA - Alaska Airlines Arena

Oregon State 55 • 24-10

##	Player	Total FG-FGA	3-Ptr FG-FGA	FT-FTA	Rebounds Off	Def	Tot	PF	TP	A	TO	Blk	Stl	Min
32	Hunter, Deven	f 2-12	0-2	0-0	3	8	11	1	4	6	2	1	1	33
44	Hamblin, Ruth	c 1-4	0-0	1-2	0	4	4	4	3	0	2	5	0	13
14	Gibson, Ali	g 3-7	2-5	1-2	1	2	3	2	9	1	0	2	3	26
21	Wiese, Sydney	g 7-15	6-13	6-6	1	4	5	0	26	4	4	0	0	37
24	Martin, Alyssa	g 2-3	2-3	0-0	0	5	5	0	6	1	0	1	0	20
02	Toure, Khadidja	0-0	0-0	0-0	1	1	2	1	0	0	1	0	0	2
04	Brown, Breanna	0-1	0-0	0-0	1	1	2	3	0	0	0	0	0	6
05	Siegner, Samantha	0-1	0-1	0-0	1	1	2	2	0	0	1	1	0	21
11	Hanson, Gabriella	2-6	0-3	0-1	2	5	7	0	4	0	3	0	2	25
12	Orum, Kolbie	0-0	0-0	0-0	0	0	0	1	0	0	0	0	0	1
15	Weisner, Jamie	1-6	0-1	1-2	2	1	3	2	3	1	0	0	0	16
	Team				2	3	5							
	Totals	18-55	10-28	9-13	14	35	49	16	55	13	13	10	6	200

FG % 1st Half: 8-30 26.7% 2nd half: 10-25 40.0% Game: 18-55 32.7% Deadball
3FG % 1st Half: 4-16 25.0% 2nd half: 6-12 50.0% Game: 10-28 35.7% Rebounds
FT % 1st Half: 6-8 75.0% 2nd half: 3-5 60.0% Game: 9-13 69.2% 1

Middle Tennessee 36 • 29-5

##	Player	Total FG-FGA	3-Ptr FG-FGA	FT-FTA	Rebounds Off	Def	Tot	PF	TP	A	TO	Blk	Stl	Min
21	ROWE, Ebony	f 7-23	0-4	3-6	6	5	11	2	17	2	3	1	0	38
34	JONES, Olivia	f 3-10	2-6	0-0	2	8	10	1	8	0	1	0	3	39
42	STEWART, KeKe	c 1-4	0-2	0-0	1	0	1	3	2	0	0	0	0	25
05	CASON, Shanice	g 1-6	0-1	0-0	1	1	2	4	2	1	0	0	1	20
52	LEONARD, Laken	g 0-3	0-0	2-2	0	0	0	1	2	0	2	0	1	16
02	BRINKLEY, Janay	0-2	0-1	0-0	0	0	0	1	0	1	1	0	0	11
03	PETTY, Ty	0-1	0-1	0-0	0	2	2	1	0	0	1	0	0	11
16	SELLS, MacKenzie	0-0	0-0	0-0	0	0	0	0	0	0	1	0	0	1
23	MARCH, Lauren	0-1	0-0	0-0	0	2	2	1	0	0	1	1	0	11
24	DOW, China	1-7	0-2	1-3	1	0	1	1	3	0	0	0	2	13
30	WILLIAMS, Caya	0-0	0-0	0-0	0	0	0	0	0	0	0	0	0	1
31	PORTER, TiAnna	1-2	0-0	0-2	0	2	2	0	2	0	0	0	0	4
32	WARDEN, Caroline	0-2	0-0	0-0	0	2	2	2	0	0	1	0	0	9
50	JOHNSON, Janiece	0-0	0-0	0-0	0	0	0	0	0	0	0	0	0	1
	Team				3	4	7				1			
	Totals	14-61	2-17	6-13	17	24	41	17	36	4	12	2	7	200

FG % 1st Half: 6-31 19.4% 2nd half: 8-30 26.7% Game: 14-61 23.0% Deadball
3FG % 1st Half: 2-10 20.0% 2nd half: 0-7 0.0% Game: 2-17 11.8% Rebounds
FT % 1st Half: 1-6 16.7% 2nd half: 5-7 71.4% Game: 6-13 46.2% 2,2

Officials: Brian Enterline, Darren Krzesnik, Meadow Overstreet
Technical fouls: Oregon State-None. Middle Tennessee-None.
Attendance: 2214
2014 NCAA First Round Game 2

Score by periods	1st	2nd	Total
Oregon State	26	29	55
Middle Tennessee	15	21	36

Points	In Paint	Off T/O	2nd Chance	Fast Break	Bench
OSU	12	12	11	0	7
MT	20	8	8	2	5

Last FG - OSU 2nd-03:12, MT 2nd-02:29.
Largest lead - OSU by 19 2nd-07:26, MT None.

Score tied - 0 times.
Lead changed - 0 times.

FLORIDA STATE 72, MIDDLE TENNESSEE 55

Dallas Regional
First Round | March 19, 2016
Reed Arena | College Station, Texas

Official Basketball Box Score -- Game Totals -- Final Statistics
Middle Tennessee vs Florida State
03/19/16 12:30 p.m. at College Station, Texas (Reed Arena)

Middle Tennessee 55 • 24-9

##	Player	Total FG-FGA	3-Ptr FG-FGA	FT-FTA	Rebounds Off	Def	Tot	PF	TP	A	TO	Blk	Stl	Min
00	JOHNSON, Alex *	10-18	0-0	2-2	2	2	4	4	22	1	3	0	4	36
05	SISSOM, Abbey *	1-5	1-3	0-0	0	1	1	1	3	4	4	0	0	34
12	EDWARDS, Brea *	4-10	1-5	2-2	3	7	10	2	11	1	4	0	0	38
20	PETTY, Ty *	4-6	0-0	2-4	0	2	2	2	10	7	6	0	2	37
23	LYON, Gabby *	0-0	0-0	1-2	0	2	2	4	1	1	0	1	0	15
11	LOURO, Jess	0-2	0-1	0-0	0	0	0	0	0	0	0	0	1	1
13	MAJORS, Jordan	0-0	0-0	0-0	0	0	0	0	0	0	0	0	0	1
14	COLLIER, Katie	0-0	0-0	0-0	0	0	0	1	0	0	0	0	0	3
24	REUTER, Rebecca	1-6	0-3	2-2	0	1	1	3	4	2	1	1	0	19
31	PORTER, TiAnna	1-5	0-0	0-0	0	1	1	2	2	0	0	0	1	10
32	WARDEN, Caroline	1-1	0-0	0-0	0	0	0	2	2	0	2	0	0	6
	Team				1	1	2							
	Totals	22-53	2-12	9-12	6	16	22	18	55	16	17	2	8	200

1st - FG %: 6-14 42.9% 2nd: 5-12 41.7% 3rd: 6-14 42.9% 4th: 5-13 38.5% Game: 22-53 41.5% Deadball
3FG %: 1-2 50.0% 0-3 0.0% 0-3 0.0% 1-5 20.0% 2-12 16.7% Rebounds
FT %: 3-4 75.0% 1-2 50.0% 3-4 75.0% 2-3 100.0% 9-12 75.0% 1

Florida State 72 • 24-7

##	Player	Total FG-FGA	3-Ptr FG-FGA	FT-FTA	Rebounds Off	Def	Tot	PF	TP	A	TO	Blk	Stl	Min
02	Adut Bulgak *	6-10	3-5	0-0	2	7	9	1	15	1	5	3	2	32
10	Lucia Romero *	5-10	1-1	6-8	2	5	7	1	17	4	3	0	0	35
12	Brittany Brown *	4-8	0-0	2-2	5	5	10	3	10	4	5	0	4	34
20	Shakayla Thomas *	5-12	0-0	1-3	2	3	5	3	11	3	1	0	1	23
23	Ivey Slaughter *	1-4	0-0	0-0	1	1	2	5	2	0	1	0	1	9
03	Emiah Bingley	2-5	1-3	0-0	0	1	1	1	5	1	1	0	2	33
04	Rachel Antoniadou	0-0	0-0	0-0	0	0	0	0	0	0	1	0	0	1
11	Maria Conde	1-2	0-1	1-2	0	1	1	1	3	1	0	0	0	15
25	Ama Degbeon	0-0	0-0	0-0	0	1	1	0	0	0	1	0	0	7
42	Kai James	3-4	0-0	3-4	1	2	3	3	9	1	3	0	1	11
	Team				1	1	2							
	Totals	27-55	5-10	13-19	14	27	41	18	72	15	21	3	11	200

1st - FG %: 5-11 45.5% 2nd: 6-12 50.0% 3rd: 6-10 37.5% 4th: 10-16 62.5% Game: 27-53 49.1% Deadball
3FG %: 0-0 0.0% 2-3 66.7% 1-7 13.3% 2-4 50.0% 5-10 50.0% Rebounds
FT %: 5-9 55.6% 1-2 50.0% 6-7

NCAA TOURNAMENT HISTORY

TENNESSEE 87, MIDDLE TENNESSEE 62

Riverwalk Regional
First Round | March 21, 2021
Frank Erwin Center | Austin, Texas

Official Basketball Box Score - Final
Middle Tenn. at Tennessee
03/21/21 Frank Erwin Center, Austin
NCAA Division I Women's Basketball Championship - First Round

Game Time: 1:00 PM
Game Duration: 1:51

Officials: Carla Fountain, Brian Hall, Roy Gulbeyan

Middle Tenn. - 62 Record: 17-8

NO.	Name		Min	FG M-A	3P M-A	FT M-A	Rebounds OR	DR	TOT	Fouls PF	FD	TP	AS	TO	ST	Blocks BS	BA	+/-
33	Courtney Whitson	F	37:27	2-10	2-7	0-0	1	3	4	3	1	6	2	3	1	0	1	-26
1	Anastasia Hayes	G	40:00	9-25	2-5	6-7	0	2	2	1	6	26	5	5	3	0	3	-25
11	Aslynn Hayes	G	40:00	6-16	3-9	0-0	0	3	3	4	2	15	2	0	1	0	3	-25
23	Alexis Whittington	G	32:28	3-9	1-7	0-0	1	1	2	2	4	7	3	1	0	0	0	-20
31	Deja Cage	G	36:50	2-7	2-5	0-0	0	2	2	3	1	6	0	2	2	0	0	-19
30	Rellah Boothe		04:33	0-0	0-0	0-0	1	0	1	2	0	0	0	0	0	0	0	-3
32	Kesnika Kozlova		07:08	1-1	0-0	0-0	1	0	1	2	0	2	0	0	0	0	0	-10
12	Jada Grannum		01:34	0-0	0-0	0-0	0	0	0	0	0	0	0	0	0	0	0	3
Team							5	1	6			0		3				
Totals				23-68	10-33	6-7	9	12	21	17	14	62	12	14	7	0	7	-25

Technical Fouls:: NONE

Shooting By Period		
1st	FG%	8-20 40.0%
	3PT%	2-6 33.3%
	FT%	0-0 0%
2nd	FG%	7-17 41.2%
	3PT%	4-11 36.4%
	FT%	3-3 100%
3rd	FG%	3-14 21.4%
	3PT%	2-5 40.0%
	FT%	2-2 100%
4th	FG%	5-17 29.4%
	3PT%	2-11 18.2%
	FT%	1-2 50%
GM	FG%	23-68 33.8%
	3PT%	10-33 30.3%
	FT%	6-7 85.7%

Dead Ball Rebounds: 1, 1

Tennessee - 87 Record: 17-7

NO.	Name		Min	FG M-A	3P M-A	FT M-A	Rebounds OR	DR	TOT	Fouls PF	FD	TP	AS	TO	ST	Blocks BS	BA	+/-
00	Rennia Davis	F	35:05	9-14	1-4	5-5	4	10	14	3	4	24	2	1	0	0	0	23
12	Rae Burrell	F	30:14	8-13	0-2	6-8	1	6	7	3	6	22	1	5	2	0	2	21
11	Kasiyahna Kushkituah	C	27:20	5-9	0-0	0-1	5	3	8	2	1	10	1	2	0	0	0	21
20	Tamari Key	C	24:29	4-6	0-0	5-6	1	1	2	2	2	13	0	1	0	3	0	28
4	Jordan Walker	G	29:19	4-9	0-2	1-2	7	7	14	2	2	9	5	3	1	0	0	27
25	Jordan Horston		27:09	2-6	0-2	2-2	0	6	6	2	1	6	6	5	3	2	0	4
2	Destiny Salary		08:54	0-0	0-0	0-0	0	1	1	1	0	0	0	1	1	0	0	-7
21	Tess Darby		13:13	1-2	1-2	0-0	1	1	2	2	1	3	0	2	0	0	0	10
10	Jessie Rennie		02:24	0-1	0-0	0-0	1	0	1	0	0	0	0	0	0	0	0	1
31	Emily Saunders		01:53	0-0	0-0	0-0	0	0	0	0	0	0	0	0	0	0	0	-3
Team							0	1	1			0		1				
Totals				33-63	2-12	19-24	20	36	56	14	17	87	15	21	7	7	0	25

Technical Fouls:: NONE

Shooting By Period		
1st	FG%	10-19 52.6%
	3PT%	1-5 20.0%
	FT%	0-0 0%
2nd	FG%	6-12 50.0%
	3PT%	0-3 0.0%
	FT%	6-8 75%
3rd	FG%	10-21 47.6%
	3PT%	0-1 0.0%
	FT%	3-5 60%
4th	FG%	7-11 63.6%
	3PT%	1-3 33.3%
	FT%	10-11 90.9%
GM	FG%	33-63 52.4%
	3PT%	2-12 16.7%
	FT%	19-24 79.2%

Dead Ball Rebounds: 2, 0

	MT	TENN
Biggest lead	3 (2nd 8:11)	28 (4th 1:53)
Best Scoring Run	6(2nd 8:11)	11(4th 5:51)
Lead Changes	8	
Times Tied	5	
Time with Lead	05:09	30:33

Points from	MT	TENN
Turnovers	15	14
Paint	26	48
Second Chance	6	21
Fast Breaks	5	21
Bench	2	9

Period by Period Scoring	1st	2nd	3rd	4th	TOT
MT	18	21	10	13	62
TENN	21	18	23	25	87

LIVESTATS BY GAMEDAY SPORTS

COLORADO 82, MIDDLE TENNESSEE 60

Seattle 4 Regional
First Round | March 18, 2023
Cameron Indoor Stadium | Durham, N.C.

Official Basketball Box Score - Final
Middle Tenn. at Colorado
03/18/23 Cameron Indoor Stadium, Durham
2022-23 Women's Basketball

Game Time: 7:00 PM
Game Duration: 1:47
Attendance: 1,456

Officials: Lisa Jones, Bill Larence, Brandon Enterline

Middle Tenn. - 60 Record: 28-5

NO.	Name		Min	FG M-A	3P M-A	FT M-A	Rebounds OR	DR	TOT	Fouls PF	FD	TP	AS	TO	ST	Blocks BS	BA	+/-
33	Courtney Whitson	F	30:45	1-5	1-4	0-0	1	5	6	3	1	3	1	1	1	0	1	-19
2	Anastasija Boldyreva	C	22:31	6-8	1-1	3-3	0	4	4	0	3	16	0	0	0	2	0	1
4	Savannah Wheeler	G	32:49	6-17	0-6	3-3	2	1	3	2	5	15	2	1	4	0	1	-9
10	Jailynn Gregory	G	31:43	1-8	1-7	0-0	1	0	1	2	2	3	0	1	0	0	1	-33
23	Alexis Whittington	G	40:00	2-5	0-2	0-0	0	3	3	0	2	4	0	0	4	1	1	-22
1	Courtney Blakely		15:28	3-6	0-1	0-1	0	2	2	0	1	6	4	3	0	0	0	-2
5	Kseniya Malashka		24:41	6-15	1-3	0-0	4	4	8	2	3	13	1	2	0	2	2	-23
22	Jada Grannum		02:03	0-0	0-0	0-0	0	0	0	0	0	0	0	0	0	0	0	-3
Team							5	1	6			0		0				
Totals				25-64	4-24	6-7	9	20	29	9	17	60	8	8	9	5	6	-22

Technical Fouls:: NONE

Shooting By Period		
1st	FG%	4-16 25.0%
	3PT%	1-6 16.7%
	FT%	2-2 100%
2nd	FG%	7-15 46.7%
	3PT%	0-3 0.0%
	FT%	3-3 100%
3rd	FG%	7-17 41.2%
	3PT%	1-7 14.3%
	FT%	1-1 100%
4th	FG%	7-16 43.8%
	3PT%	2-8 25.0%
	FT%	0-1 0%
GM	FG%	25-64 39.1%
	3PT%	4-24 16.7%
	FT%	6-7 85.7%

Dead Ball Rebounds: 0, 0

Colorado - 82 Record: 24-8

NO.	Name		Min	FG M-A	3P M-A	FT M-A	Rebounds OR	DR	TOT	Fouls PF	FD	TP	AS	TO	ST	Blocks BS	BA	+/-
21	Aaronette Vonleh	F	20:50	4-7	0-0	3-3	0	3	3	3	4	2	11	2	2	0	1	4
11	Quay Miller	C	29:46	2-8	1-5	0-0	2	6	8	2	1	5	0	3	0	0	0	8
00	Jaylyn Sherrod	G	30:41	6-11	1-2	0-0	1	2	3	2	1	13	6	4	1	0	2	7
1	Tayanna Jones	G	16:13	3-5	2-3	0-0	0	5	5	1	0	8	2	1	0	1	0	5
3	Frida Formann	G	28:32	6-10	5-8	4-4	0	5	5	0	0	21	0	2	0	2	0	11
25	Brianna McLeod		19:01	3-5	0-0	2-2	3	1	4	3	1	8	0	1	0	1	1	16
2	Tameiya Sadler		17:56	3-6	1-1	0-1	2	4	6	2	1	7	5	1	1	1	1	7
15	Kindyll Wetta		23:59	2-7	2-6	0-0	1	4	5	3	2	6	2	3	0	1	2	28
23	Jada Wynn		08:26	1-1	1-1	0-0	0	1	1	0	1	3	0	0	0	0	0	19
45	Charlotte Whittaker		04:36	0-2	0-1	0-0	0	0	0	0	0	0	0	0	0	0	0	5
Team							3	0	3			0		1				
Totals				30-62	13-27	9-10	12	31	43	17	9	82	21	17	5	8	5	22

Technical Fouls:: NONE

Shooting By Period		
1st	FG%	8-16 50.0%
	3PT%	5-9 55.6%
	FT%	1-1 100%
2nd	FG%	7-16 43.8%
	3PT%	2-7 28.6%
	FT%	4-5 80%
3rd	FG%	11-17 64.7%
	3PT%	6-9 66.7%
	FT%	0-0 0%
4th	FG%	4-13 30.8%
	3PT%	0-2 0.0%
	FT%	4-4 100%
GM	FG%	30-62 48.4%
	3PT%	13-27 48.1%
	FT%	9-10 90.0%

Dead Ball Rebounds: 1, 0

	MTN	COL
Biggest lead	2 (1st 9:22)	31 (4th 6:21)
Best Scoring Run	7(4th 1:43)	12(1st 3:13)
Lead Changes	5	
Times Tied	0	
Time with Lead	01:22	38:00

Points from	MTN	COL
Turnovers	13	17
Paint	36	26
Second Chance	6	13
Fast Breaks	8	13
Bench	19	24

Period by Period Scoring	1st	2nd	3rd	4th	TOT
MTN	11	17	16	16	60
COL	22	20	28	12	82

LIVESTATS BY GAMEDAY SPORTS

MIDDLE TENNESSEE 71, LOUISVILLE 69

Albany 2 Regional
First Round | March 22, 2024
Pete Maravich Assembly Center | Baton Rouge, La.

Official Basketball Box Score - Final
Middle Tenn. at Louisville
03/22/24 Maravich Assembly Center, Baton Rouge
2023-24 Women's Basketball

Game Time: 12:30 PM
Game Duration: 2:08

Officials: Dee Kantner, Tyler Trimble, Scott Yarbrough

Middle Tenn. - 71 Record: 30-4

NO.	Name		Min	FG M-A	3P M-A	FT M-A	Rebounds OR	DR	TOT	Fouls PF	FD	TP	AS	TO	ST	Blocks BS	BA	+/-
33	Courtney Whitson	F	38:33	2-9	1-6	2-5	4	3	7	4	5	7	1	0	1	2	2	5
2	Anastasija Boldyreva	C	36:06	5-8	0-2	1-2	1	11	12	2	4	11	0	5	0	3	0	-4
4	Savannah Wheeler	G	40:00	6-14	3-5	7-8	0	2	2	4	6	22	2	3	2	0	0	2
10	Jailynn Gregory	G	40:00	5-8	4-7	10-11	0	3	3	2	7	24	4	1	1	0	0	2
15	Ta'Mia Scott	G	37:33	2-12	0-3	3-5	3	2	5	1	2	7	2	4	1	1	0	5
55	Iuliia Grabovskaia		07:46	0-0	0-0	0-2	0	1	1	2	1	0	0	1	1	0	0	0
Team							1	3	4			0		0				
Totals				20-51	8-23	23-33	9	25	34	15	25	71	9	14	6	6	2	2

Technical Fouls:: NONE

Shooting By Period		
1st	FG%	4-14 28.6%
	3PT%	1-4 25.0%
	FT%	3-3 100%
2nd	FG%	6-16 37.5%
	3PT%	2-8 25.0%
	FT%	1-3 33.3%
3rd	FG%	5-7 71.4%
	3PT%	4-4 100.0%
	FT%	10-13 76.9%
4th	FG%	5-14 35.7%
	3PT%	1-7 14.3%
	FT%	9-14 64.3%
GM	FG%	20-51 39.2%
	3PT%	8-23 34.8%
	FT%	23-33 69.7%

Dead Ball Rebounds: 5, 0

Louisville - 69 Record: 24-10

NO.	Name		Min	FG M-A	3P M-A	FT M-A	Rebounds OR	DR	TOT	Fouls PF	FD	TP	AS	TO	ST	Blocks BS	BA	+/-
2	Nyla Harris	F	25:13	2-6	0-0	0-0	1	5	6	3	4	4	1	1	3	0	1	5
44	Olivia Cochran	F	31:15	8-17	1-2	0-0	2	8	10	4	1	17	2	0	1	1	1	3
1	Sydney Taylor	G	30:37	2-6	1-5	2-2	1	1	2	3	2	7	3	1	0	0	0	-6
12	Kiki Jefferson	G	12:55	2-4	1-1	1-2	1	1	2	1	1	6	1	0	0	0	0	2
15	Nina Rickards	G	27:13	5-10	0-0	2-2	2	3	5	5	1	12	2	5	0	0	1	-12
13	Merissah Russell		31:35	4-11	1-5	0-0	3	2	5	2	5	9	4	2	2	1	1	-1
30	Jayda Curry		27:31	2-10	1-3	2-2	2	2	4	5	3	7	1	2	0	0	2	5
11	Elif Istanbuluoglu		12:37	2-4	1-3	2-2	0	1	1	2	1	7	0	0	0	0	0	-3
23	Alexia Mobley		01:04	0-0	0-0	0-0	0	0	0	0	0	0	0	0	0	0	0	-3
Team							2	4	6			0		1				
Totals				27-68	6-19	9-10	14	27	41	25	15	69	13	15	6	2	6	-2

Technical Fouls:: NONE

Shooting By Period		
1st	FG%	11-19 57.9%
	3PT%	4-5 80.0%
	FT%	2-2 100%
2nd	FG%	4-13 30.8%
	3PT%	1-7 14.3%
	FT%	1-2 50%
3rd	FG%	4-15 26.7%
	3PT%	0-0 0.0%
	FT%	4-4 100%
4th	FG%	8-21 38.1%
	3PT%	1-7 14.3%
	FT%	2-2 100%
GM	FG%	27-68 39.7%
	3PT%	6-19 31.6%
	FT%	9-10 90.0%

Dead Ball Rebounds: 3, 0

	MTN	LOU
Biggest lead	6 (4th 3:00)	18 (2nd 4:18)
Best Scoring Run	9(4th 3:00)	12(1st 2:47)
Lead Changes	5	
Times Tied	3	
Time with Lead	08:58	29:58

Points from	MTN	LOU
Turnovers	13	11
Paint	22	34
Second Chance	7	15
Fast Breaks	6	8
Bench	0	23

Period by Period Scoring	1st	2nd	3rd	4th	TOT
MTN	12	15	24	20	71
LOU	28	10	12	19	69

LIVESTATS BY GAMEDAY SPORTS

LSU 83, MIDDLE TENNESSEE 56

Albany 2 Regional
Second Round | March 24, 2024
Pete Maravich Assembly Center | Baton Rouge, La.

Official Basketball Box Score - Final
Middle Tenn. at LSU
03/24/24 Maravich Assembly Center, Baton Rouge
2023-24 Women's Basketball

Game Time: 2:00 PM
Game Duration: 2:00
Attendance: 13,632

Officials: Dee Kantner, Talica Green, Tyler Trimble

Middle Tenn. - 56 Record: 30-5

NO.	Name		Min	FG M-A	3P M-A	FT M-A	Rebounds OR	DR	TOT	Fouls PF	FD	TP	AS	TO	ST	Blocks BS	BA	+/-
33	Courtney Whitson	F	38:05	0-4	0-4	2-2	2	7	10	5	1	2	1	1	1	1	1	-26
2	Anastasija Boldyreva	C	16:20	4-4	1-1	0-0	0	2	2	5	0	9	0	1	0	3	0	-9
4	Savannah Wheeler	G	38:46	8-24	1-8	4-4	1	6	7	3	8	21	5	7	0	0	2	-27
10	Jailynn Gregory	G	32:32	2-12	2-10	0-0	1	2	3	4	2	6	0	0	0	0	0	-28
15	Ta'Mia Scott	G	32:44	6-15	3-7	0-0	2	3	5	2	2	15	1	2	0	2	1	-16
55	Iuliia Grabovskaia		12:12	0-1	0-0	0-0	1	2	3	4	0	0	1	2	0	0	0	-6
22	Jada Grannum		17:34	0-0	0-0	0-0	2	8	10	4	3	0	0	0	0	0	0	-13
0	Sifa Ineza		10:36	1-2	1-1	0-0	0	0	0	0	0	3	0	0	0	0	0	-10
3	Gracie Dodgen		01:12	0-0	0-0	0-0	0	0	0	1	0	0	0	0	0	0	0	0
Team							0	1	1			0		3				
Totals				21-62	8-31	6-10	10	31	41	31	16	56	9	16	1	6	4	-27

Technical Fouls:: NONE

Shooting By Period		
1st	FG%	6-16 37.5%
	3PT%	3-11 27.3%
	FT%	0-2 0%
2nd	FG%	7-17 41.2%
	3PT%	3-8 37.5%
	FT%	4-4 100%
3rd	FG%	5-11 45.5%
	3PT%	1-5 20.0%
	FT%	2-3 66.7%
4th	FG%	3-18 16.7%
	3PT%	1-7 14.3%
	FT%	0-0 0%
GM	FG%	21-62 33.9%
	3PT%	8-31 25.8%
	FT%	6-9 66.7%

Dead Ball Rebounds: 3, 0

LSU - 83 Record: 30-5

NO.	Name		Min	FG M-A	3P M-A	FT M-A	Rebounds OR	DR	TOT	Fouls PF	FD	TP	AS	TO	ST	Blocks BS	BA	+/-
10	Angel Reese	F	35:32	6-17	0-0	8-10	3	8	11	2	10	20	3	2	2	1	3	33
24	Aneesah Morrow	F	35:43	6-14	1-3	6-8	4	9	13	2	9	19	3	0	0	1	2	30
4	Flau'jae Johnson	G	37:54	6-10	1-2	8-10	1	3	4	0	6	21	2	0	1	2	1	25
11	Hailey Van Lith	G	27:22	1-5	0-1	2-2	0	1	1	4	2	4	3	1	1	0	0	16
12	Mi'Kayah Williams	G	36:55	6-11	2-5	2-4	1	5	6	3	2	16	0	1	1	0	0	27
13	Last-Tear Poa		14:13	1-3	1-1	0-0	0	3	3	3	1	3	0	1	0	0	0	13
23	Aaliyah Del Rosario		07:33	0-0	0-0	0-0	0	1	1	2	0	0	1	2	0	0	0	-9
1	Angelica Velez		01:12	0-0	0-0	0-0	0	0	0	0	0	0	1	0	1	0	0	0
2	Amani Bartlett		01:12	0-0	0-0	0-0	0	0	0	0	0	0	0	0	0	0	0	0
14	Izzy Besselman		01:12	0-0	0-0	0-0	0	0	0	0	0	0	0	0	0	0	0	0
20	Janae Kent		01:12	0-0	0-0	0-0	0	0	0	0	0	0	0	0	0	0	0	0
Team							3	1	4			0		0				
Totals				26-60	5-12	26-37	12	31	43	16	31	83	17	7	6	4	6	27

Technical Fouls:: NONE

Shooting By Period		
1st	FG%	8-17 47.1%
	3PT%	2-5 40.0%
	FT%	2-3 66.7%
2nd	FG%	5-16 31.3%
	3PT%	0-3 0.0%
	FT%	4-4 100%
3rd	FG%	8-20 40.0%
	3PT%	2-3 66.7%
	FT%	3-12 75%
4th	FG%	5-7 71.4%
	3PT%	1-1 100.0%
	FT%	13-18 72.2%
GM	FG%	26-60 43.3%
	3PT%	5-12 41.7%
	FT%	26-37 70.3%

Dead Ball Rebounds: 2, 0

	MTN	LSU
Biggest lead	3 (3rd 8:46)	30 (4th 1:34)
Best Scoring Run	7(2nd 6:52)	16(4th 6:24)
Lead Changes	6	
Times Tied	4	
Time with Lead	09:56	26:30

Points from	MTN	LSU
Turnovers	4	22
Paint	18	30
Second Chance	2	17
Fast Breaks	6	8
Bench	3	3

Period by Period Scoring	1st	2nd	3rd	4th	TOT
MTN	15	21	13	7	56
LSU	20	12	27	24	83

LIVESTATS BY GAMEDAY SPORTS

TEAM NCAA TOURNAMENT RECORDS

POINTS

1.	85	vs. Gonzaga	March 17, 2007
2.	83	at Western Kentucky	March 17, 1985
3.	78	at South Carolina	March 12, 1986

FIELD GOALS MADE

1.	35	at South Carolina	March 12, 1986
2.	34	vs. Gonzaga	March 17, 2007
3.	32	at Kansas	March 16, 1988
	32	at Western Kentucky	March 17, 1985

FIELD GOAL PERCENTAGE

1.	50.8	at Western Kentucky	March 17, 1985
2.	47.9	vs. Gonzaga	March 17, 2007
3.	47.8	at Kansas	March 16, 1988

3-POINT FIELD GOALS MADE

1.	12	vs. Mississippi State	March 21, 2010
2.	10	vs. Utah	March 18, 2006
	10	vs. Tennessee	March 21, 2021

3-POINT FIELD GOAL PERCENTAGE

1.	.533	at Kansas	March 16, 1988
2.	.500	vs. Utah	March 18, 2006
	.500	at Duke	March 14, 1998

FREE THROWS MADE

1.	23	vs. Louisville	March 22, 2024
1.	19	at Western Kentucky	March 17, 1985
2.	18	at Jackson State	March 15, 1983

FREE THROW PERCENTAGE

1.	93.3	vs. North Carolina	March 21, 2004
2.	85.7	vs. Marist	March 19, 2007
	85.7	at Duke	March 14, 1998

REBOUNDS

1.	48	at South Carolina	March 12, 1986
2.	44	at LSU	March 16, 1986
3.	42	vs. Louisville	March 24, 2013

ASSISTS

1.	20	at South Carolina	March 12, 1986
2.	19	vs. Mississippi State	March 21, 2010
3.	18	at Duke	March 14, 1998

BLOCKS

1.	6	at Western Kentucky	March 17, 1985
	6	vs. Louisville	March 22, 2024
	6	at LSU	March 24, 2024

STEALS

1.	17	vs. Gonzaga	March 17, 2007
2.	15	at Notre Dame	March 23, 2004
3.	11	vs. NC State	March 19, 2005
	11	at Michigan State	March 22, 2009

NCAA TOURNAMENT HISTORY

INDIVIDUAL NCAA TOURNAMENT RECORDS

POINTS

1.	Alysha Clark	34	March 22, 2009 at Michigan State
2.	Kim Webb	33	March 17, 1985 at Western Kentucky
3.	Alice Lawrence	27	March 17, 1985 at Western Kentucky
4.	Patrice Holmes	26	March 19, 2005 vs. NC State
	Anastasia Hayes	26	March 21, 2021 vs. Tennessee
6.	Patrice Holmes	25	March 21, 2005 vs. Texas Tech
	Chrissy Givens	25	March 18, 2006 vs. Utah
8.	Chrissy Givens	24	March 17, 2007 vs. Gonzaga
	Jalynn Gregory	24	March 22, 2024 vs. Louisville
10.	Eva Lemeh	23	March 15, 1983 at Jackson State
	Sandy Brown	23	March 16, 1988 at Kansas
	Amber Holt	23	March 17, 2007 vs. Gonzaga

FIELD GOALS MADE

1.	Alysha Clark	14	March 22, 2009 at Michigan State
2.	Kim Webb	13	March 17, 1985 at Western Kentucky
3.	Patrice Holmes	11	March 19, 2005 vs. North Carolina State
	Chrissy Givens	11	March 18, 2006 vs. Utah
5.	Amber Holt	10	March 17, 2007 vs. Gonzaga
	Alex Johnson	10	March 19, 2016 vs. Florida State
7.	Alice Lawrence	9	March 17, 1985 at Western Kentucky
	Kim Webb	9	March 12, 1986 at South Carolina
	Sandy Brown	9	March 16, 1988 at Kansas
	Patrice Holmes	9	March 21, 2005 vs. Texas Tech
	Chrissy Givens	9	March 17, 2007 vs. Gonzaga
	Anastasia Hayes	9	March 21, 2021 vs. Tennessee

FIELD GOAL PERCENTAGE (MIN. 10 ATTEMPTS)

1.	Amber Holt	.714 (10-14)	March 17, 2007 vs. Gonzaga
2.	Kim Webb	.667 (8-12)	March 14, 1984 vs. Tennessee
3.	Jennifer McFall	.615 (8-13)	March 17, 1983 at LA Tech
	Lianne Beck	.615 (8-13)	March 16, 1988 at Kansas
	Krystle Horton	.615 (8-13)	March 21, 2004 vs. North Carolina
6.	Patrice Holmes	.611 (11-18)	March 19, 2005 vs. NC State

3-POINT FIELD GOALS MADE

1.	Sandy Brown	5	March 16, 1988 vs. Kansas
	Patrice Holmes	5	March 21, 2005 vs. Texas Tech
	Johnna Abney	5	March 18, 2006 vs. Utah
4.	Kelly Chastain	4	March 14, 1998 vs. Duke
	Patrice Holmes	4	March 21, 2004 vs. North Carolina
	Brandi Brown	4	March 21, 2010 vs. Mississippi State
	Icelyn Elie	4	March 24, 2013 at Louisville
	Jalynn Gregory	4	March 22, 2024 vs. Louisville

3-POINT FIELD GOAL PERCENTAGE (MIN. 4 ATTEMPTS)

1.	Krystle Horton	.750 (3-4)	March 19, 2005 vs. N.C. State
2.	Kelly Chastain	.667 (4-6)	March 14, 1998 at Duke
	Icelyn Elie	.667 (4-6)	March 24, 2013 at Louisville
4.	Jackie Pickel	.600 (3-5)	March 19, 2007 vs. Marist
	S. Wheeler	.600 (3-5)	March 22, 2024 vs. Louisville

FREE THROWS MADE

1.	Jalynn Gregory	10	March 22, 2024 vs. Louisville
2.	Alice Lawrence	9	March 17, 1985 at Western Kentucky
3.	Eva Lemeh	7	March 15, 1983 at Jackson State
	Kim Webb	7	March 17, 1985 at Western Kentucky

FREE THROW PERCENTAGE (MIN. 6 ATTEMPTS)

1.	Chrissy Givens	1.000 (6-6)	March 17, 2007 vs. Gonzaga
2.	Jalynn Gregory	.909 (10-11)	March 22, 2024 vs. Louisville
3.	Alice Lawrence	.900 (9-10)	March 17, 1985 at Western Kentucky
4.	Kim Webb	.875 (7-8)	March 17, 1985 at Western Kentucky
5.	Keisha McClinic	.857 (6-7)	March 21,2004 vs. North Carolina
	Anastasia Hayes	.857 (6-7)	March 21, 2021 vs. Tennessee

REBOUNDS

1.	Icelyn Elie	16	March 18, 2012 at Vanderbilt
	Ebony Rowe	16	March 18, 2012 at Vanderbilt
3.	Alysha Clark	14	March 21, 2010 vs. Mississippi State
4.	Ebony Rowe	12	March 24, 2013 at Louisville
	A. Boldyreva	12	March 22, 2024 vs. Louisville

ASSISTS

1.	Chrissy Givens	11	March 18, 2006 vs. Utah
2.	Sherry Smith	8	March 17, 1983 at Louisiana Tech
3.	Kim Webb	7	March 12, 1986 at South Carolina
	Lori Gross	7	March 12, 1986 at South Carolina
	Shanice Cason	7	March 18, 2012 at Vanderbilt
	Ty Petty	7	March 19, 2016 vs. Florida State

BLOCKS

1.	Kay Willbanks	3	March 16, 1986 at LSU
	Kay Willbanks	3	March 12, 1986 at South Carolina
	A. Boldyreva	3	March 22, 2024 vs. Louisville
	A. Boldyreva	3	March 24, 2024 at LSU

STEALS

1.	Keisha McClinic	6	March 23, 2004 at Notre Dame
2.	Kim Webb	5	March 12, 1986 at South Carolina
	Chrissy Givens	5	March 17, 2007 vs. Gonzaga

WNIT HISTORY

EIGHT WNIT APPEARANCES

Year	Round	Opponent	Result
1999	First Round	Memphis	L, 61-71
2001	First Round	Indiana	L, 63-66
2008	First Round	Western Carolina	W, 104-69
	Second Round	Kentucky	L, 68-66 (OT)
2015	First Round	Ball State	W, 69-58
	Second Round	Arkansas State	W, 70-60
	Third Round	Ole Miss	W, 82-70
	Quarterfinals	Temple	L, 69-57
2017	First Round	Morehead State	W, 67-58
	Second Round	Wake Forest	W, 73-66
	Third Round	Georgia Tech	L, 57-70
2018	First Round	Ball State	L, 69-60
2019	First Round	IUPUI	W, 59-47
	Second Round	Ohio	L, 59-57
2022	First Round	Wofford	W, 86-56
	Second Round	Wake Forest	W, 67-55
	Third Round	Vanderbilt	W, 55-53
	Quarterfinals	Toledo	W, 73-71
	Semifinals	Seton Hall	L, 74-73

MEMPHIS 71, MIDDLE TENNESSEE 61

First Round | March 11, 1999
Elma Roane Fieldhouse
Memphis, Tenn.

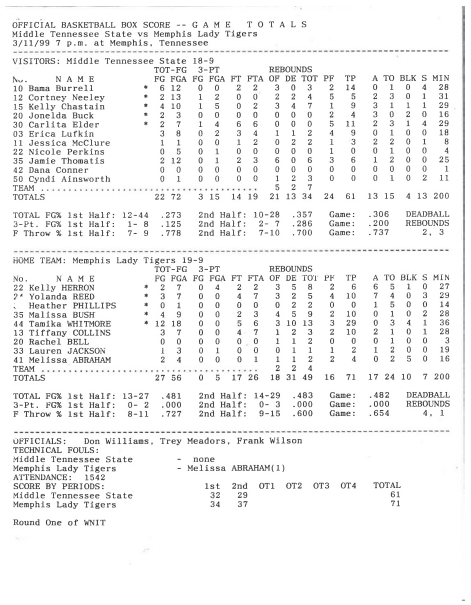

OFFICIAL BASKETBALL BOX SCORE -- G A M E T O T A L S
Middle Tennessee State vs Memphis Lady Tigers
3/11/99 7 p.m. at Memphis, Tennessee

VISITORS: Middle Tennessee State 18-9

No.	N A M E	FG	FGA	3-PT FG	3-PT FGA	FT	FTA	REBOUNDS OF	REBOUNDS DE	REBOUNDS TOT	PF	TP	A	TO	BLK	S	MIN
10	Bama Burrell	* 6	12	0	0	2	2	3	0	3	2	14	0	1	0	4	28
12	Cortney Nerley	* 2	13	1	2	0	0	2	2	4	5	5	2	3	0	1	31
15	Kelly Chastain	* 4	10	1	5	0	2	3	4	7	1	9	3	1	1	1	29
20	Jonelda Buck	* 2	3	0	0	0	0	0	0	0	2	4	3	0	2	0	16
30	Carlita Elder	* 2	7	1	4	6	6	0	0	0	5	11	2	3	1	4	29
03	Erica Lufkin	3	8	0	2	3	4	1	1	2	4	9	0	1	0	0	18
11	Jessica McClure	1	1	0	0	1	2	0	2	2	1	3	2	2	0	1	8
22	Nicole Perkins	0	5	0	1	0	0	0	0	0	1	0	0	1	0	0	4
35	Jamie Thomatis	2	12	0	1	2	3	6	0	6	3	6	1	2	0	0	25
42	Dana Conner	0	0	0	0	0	0	0	0	0	1	0	0	0	0	0	1
50	Cyndi Ainsworth	0	1	0	0	0	0	1	2	3	0	0	0	1	0	2	11
TEAM									5	2	7						
TOTALS		22	72	3	15	14	19	21	13	34	24	61	13	15	4	13	200

TOTAL FG% 1st Half: 12-44 .273 2nd Half: 10-28 .357 Game: .306 DEADBALL
3-Pt. FG% 1st Half: 1- 8 .125 2nd Half: 2- 7 .286 Game: .200 REBOUNDS
F Throw % 1st Half: 7- 9 .778 2nd Half: 7-10 .700 Game: .737 2, 3

HOME TEAM: Memphis Lady Tigers 19-9

No.	N A M E	FG	FGA	3-PT FG	3-PT FGA	FT	FTA	REBOUNDS OF	REBOUNDS DE	REBOUNDS TOT	PF	TP	A	TO	BLK	S	MIN
22	Kelly HERRON	* 2	7	0	4	2	2	3	5	8	2	6	6	5	1	0	27
24	Yolanda REED	* 3	7	0	0	4	7	3	2	5	4	10	7	4	0	3	29
.	Heather PHILLIPS	* 0	1	0	0	0	0	0	2	2	0	0	1	5	0	0	14
35	Malissa BUSH	* 4	9	0	0	2	3	4	5	9	2	10	0	1	0	2	28
44	Tamika WHITMORE	* 12	18	0	0	5	6	3	10	13	3	29	0	3	4	1	36
13	Tiffany COLLINS	3	7	0	0	4	7	1	2	3	2	10	2	1	0	1	28
20	Rachel BELL	0	0	0	0	0	0	1	1	2	0	0	0	1	0	0	3
33	Lauren JACKSON	1	3	0	1	0	0	0	1	1	1	2	1	2	0	0	19
41	Melissa ABRAHAM	2	4	0	0	0	1	1	1	2	2	4	0	2	5	0	16
TEAM									2	2	4						
TOTALS		27	56	0	5	17	26	18	31	49	16	71	17	24	10	7	200

TOTAL FG% 1st Half: 13-27 .481 2nd Half: 14-29 .483 Game: .482 DEADBALL
3-Pt. FG% 1st Half: 0- 2 .000 2nd Half: 0- 3 .000 Game: .000 REBOUNDS
F Throw % 1st Half: 8-11 .727 2nd Half: 9-15 .600 Game: .654 4, 1

OFFICIALS: Don Williams, Trey Meadors, Frank Wilson
TECHNICAL FOULS:
Middle Tennessee State - none
Memphis Lady Tigers - Melissa ABRAHAM(1)
ATTENDANCE: 1542

SCORE BY PERIODS	1st	2nd	OT1	OT2	OT3	OT4	TOTAL
Middle Tennessee State	32	29					61
Memphis Lady Tigers	34	37					71

Round One of WNIT

INDIANA 66, MIDDLE TENNESSEE 63

First Round | March 14, 2001
Assembly Hall
Bloomington, Ind.

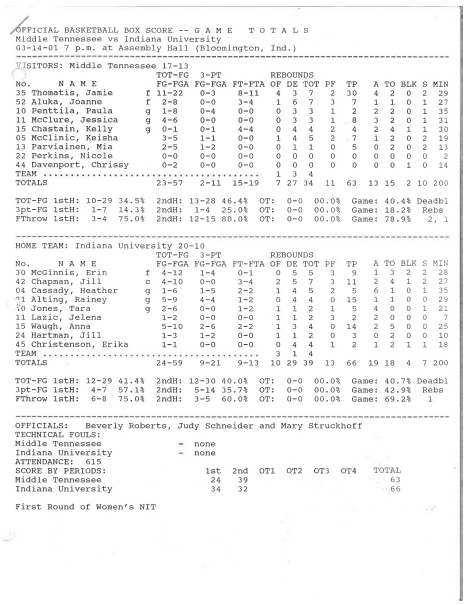

OFFICIAL BASKETBALL BOX SCORE -- G A M E T O T A L S
Middle Tennessee vs Indiana University
03-14-01 7 p.m. at Assembly Hall (Bloomington, Ind.)

VISITORS: Middle Tennessee 17-13

No.	N A M E		FG-FGA	3-PT FG-FGA	FT-FTA	REBOUNDS OF	REBOUNDS DE	REBOUNDS TOT	PF	TP	A	TO	BLK	S	MIN
35	Thomatis, Jamie	f	11-22	0-3	8-11	4	3	7	2	30	4	2	0	2	29
52	Aluka, Joanne	f	2-8	0-0	3-4	1	6	7	3	7	1	1	0	1	27
10	Penttila, Paula	g	1-8	0-4	0-0	3	0	3	1	2	2	2	0	1	35
11	McClure, Jessica	g	4-6	0-0	0-0	0	3	3	1	8	3	2	0	1	31
15	Chastain, Kelly	g	0-1	0-1	4-4	0	4	4	2	4	2	4	1	1	30
05	McClinic, Keisha		3-5	1-1	0-0	1	4	5	2	7	1	2	0	2	19
13	Parviainen, Mia		2-5	1-2	0-0	0	1	1	0	5	0	2	0	2	13
22	Perkins, Nicole		0-0	0-0	0-0	0	0	0	0	0	0	0	0	0	2
44	Daykman, Chrissy		0-2	0-0	0-0	0	0	0	0	0	0	0	1	0	14
TEAM						1	3	4							
TOTALS			23-57	2-11	15-19	7	27	34	11	63	13	15	2	10	200

TOT-FG 1stH: 10-29 34.5% 2ndH: 13-28 46.4% OT: 0-0 00.0% Game: 40.4% Deadbl
3pt-FG 1stH: 1-7 14.3% 2ndH: 1-4 25.0% OT: 0-0 00.0% Game: 18.2% Rebs
FThrow 1stH: 3-4 75.0% 2ndH: 12-15 80.0% OT: 0-0 00.0% Game: 78.9% 2, 1

HOME TEAM: Indiana University 20-10

No.	N A M E		FG-FGA	3-PT FG-FGA	FT-FTA	REBOUNDS OF	REBOUNDS DE	REBOUNDS TOT	PF	TP	A	TO	BLK	S	MIN
30	McGinnis, Erin	f	4-12	1-4	0-1	0	5	5	3	9	1	3	2	2	28
42	Chapman, Jill	c	4-10	0-0	3-4	2	5	7	3	11	2	4	1	2	27
04	Cassady, Heather	g	1-6	1-5	2-2	1	4	5	2	5	6	1	0	1	35
21	Alting, Rainey	g	5-9	4-4	1-2	0	4	4	0	15	1	1	0	0	29
00	Jones, Tara	g	2-6	0-0	1-2	1	1	2	1	5	4	0	0	1	21
11	Lazic, Jelena		1-2	0-0	0-0	1	1	2	3	2	2	0	0	0	7
15	Waugh, Anna		5-10	2-6	2-2	1	3	4	0	14	2	5	0	0	25
24	Hartman, Jill		1-3	1-2	0-0	1	1	2	0	3	0	2	0	0	10
45	Christenson, Erika		1-1	0-0	0-0	0	4	4	1	2	1	2	1	1	18
TEAM						3	1	4							
TOTALS			24-59	9-21	9-13	10	29	39	13	66	19	18	4	7	200

TOT-FG 1stH: 12-29 41.4% 2ndH: 12-30 40.0% OT: 0-0 00.0% Game: 40.7% Deadbl
3pt-FG 1stH: 4-7 57.1% 2ndH: 5-14 35.7% OT: 0-0 00.0% Game: 42.9% Rebs
FThrow 1stH: 6-8 75.0% 2ndH: 3-5 60.0% OT: 0-0 00.0% Game: 69.2% 1

OFFICIALS: Beverly Roberts, Judy Schneider and Mary Struckhoff
TECHNICAL FOULS:
Middle Tennessee - none
Indiana University - none
ATTENDANCE: 615

SCORE BY PERIODS:	1st	2nd	OT1	OT2	OT3	OT4	TOTAL
Middle Tennessee	24	39					63
Indiana University	34	32					66

First Round of Women's NIT

MIDDLE TENNESSEE 104, WESTERN CAROLINA 69

First Round | March 19, 2008
Murphy Center
Murfreesboro, Tenn.

Official Basketball Box Score
Western Carolina vs Middle Tennessee
03/19/08 7 PM at Murfreesboro, Tenn. - Murphy Center

VISITORS: Western Carolina 25-9

##	Player Name	FG-FGA	3-PT FG-FGA	FT-FTA	OF	DE	TOT	PF	TP	A	TO	BLK	S	MIN
10	DAWSON, Monique..... *	5-11	1-4	7-8	3	0	3	1	18	4	4	0	2	31
21	KEITH, Chevon..... *	2-9	0-1	1-1	3	4	7	3	5	1	3	0	3	24
23	POWELL, Lauren..... *	5-9	0-3	0-0	3	0	3	1	10	1	3	0	1	25
35	JOHNSON, Jessika.... *	1-7	0-0	0-0	1	1	2	0	2	0	1	0	0	18
44	EATON, Kendra..... *	2-4	0-0	1-2	3	2	5	2	5	0	1	0	1	22
03	SWAYNE, Heather.....	2-3	0-1	0-0	0	1	1	2	4	1	2	0	0	15
04	CARROLL, Kendra.....	0-0	0-0	0-0	0	0	0	1	0	0	1	0	0	14
05	PELLOM, Ashley.....	2-5	1-2	2-3	1	2	3	3	7	2	4	0	1	21
13	CLARKE, Emily.....	6-13	1-4	5-6	3	1	4	2	18	0	0	1	2	20
33	FEEMSTER, Kristen...	0-1	0-0	0-0	0	0	0	2	0	0	1	0	1	10
	TEAM.....				1		1				1			
	Totals.....	25-62	3-15	16-20	18	11	29	17	69	9	21	1	11	200

TOTAL FG% 1st Half: 9-29 31.0% 2nd Half: 16-33 48.5% Game: 40.3% DEADB
3-Pt. FG% 1st Half: 3-10 30.0% 2nd Half: 0-5 0.0% Game: 20.0% REBS
F Throw % 1st Half: 5-7 71.4% 2nd Half: 11-13 84.6% Game: 80.0% 3

HOME TEAM: Middle Tennessee 22-11

##	Player Name	FG-FGA	3-PT FG-FGA	FT-FTA	OF	DE	TOT	PF	TP	A	TO	BLK	S	MIN
00	Lymon, Chelsia..... *	3-6	3-4	4-4	0	2	2	3	13	5	5	0	4	29
01	Holt, Amber..... *	10-13	0-0	10-10	5	4	9	3	30	4	0	0	2	31
03	Queen, Emily..... *	3-4	1-1	2-2	4	6	10	4	9	1	6	0	1	22
12	Orr, Starr..... *	6-12	0-3	0-0	1	1	2	1	12	0	1	0	0	27
30	Lanning, Anne Marie. *	4-7	2-3	0-0	2	1	3	4	10	4	2	1	1	29
10	Pickel, Jackie.....	4-9	3-7	0-0	0	1	1	0	11	3	2	0	1	21
14	Barclay, Latoya.....	1-2	1-2	3-4	0	1	1	0	6	2	0	0	1	15
21	Brown, Brandi.....	5-8	3-5	0-0	1	3	4	1	13	4	2	0	1	26
	TEAM.....				1	1	2							
	Totals.....	36-61	13-25	19-20	14	20	34	16	104	23	18	1	11	200

TOTAL FG% 1st Half: 19-32 59.4% 2nd Half: 17-29 58.6% Game: 59.0% DEADB
3-Pt. FG% 1st Half: 7-15 46.7% 2nd Half: 6-10 60.0% Game: 52.0% REBS
F Throw % 1st Half: 6-6 100 % 2nd Half: 13-14 92.9% Game: 95.0% 1

Officials: Felicia Grinter, Charlie Hust, Edward Novak
Technical fouls: Western Carolina-None. Middle Tennessee-None.
Attendance: 2307

Score by Periods	1st	2nd	Total
Western Carolina.....	26	43	- 69
Middle Tennessee.....	51	53	- 104

Points in the paint-WCU 34,MT 38. Points off turnovers-WCU 17,MT 28.
2nd chance points-WCU 21,MT 13. Fast break points-WCU 2,MT 0.
Bench points-WCU 29,MT 30. Score tied-0 times. Lead changed-0 times.
Last FG-WCU 2nd-00:37, MT 2nd-01:48.
Largest lead-WCU None, MT by 39 2nd-09:36.

KENTUCKY 68, MIDDLE TENNESSEE 66 (OT)

Second Round | March 21, 2008
Memorial Coliseum
Lexington, Ky.

Official Basketball Box Score
Middle Tennessee vs Kentucky
03/21/08 7 PM ET at Memorial Coliseum, Lexington, KY

VISITORS: Middle Tennessee 22-12

##	Player Name	FG-FGA	3-PT FG-FGA	FT-FTA	OF	DE	TOT	PF	TP	A	TO	BLK	S	MIN
01	Holt, Amber..... f	12-28	2-2	6-9	3	3	6	3	32	3	5	0	1	44
03	Queen, Emily..... f	2-8	1-3	1-2	1	1	2	5	6	2	1	0	0	22
00	Lymon, Chelsia..... g	4-7	3-6	0-0	0	5	5	5	11	1	3	0	3	39
12	Orr, Starr..... g	0-3	0-2	0-0	0	6	6	1	0	0	0	0	3	23
30	Lanning, Anne Marie. g	0-3	0-2	2-3	0	2	2	4	2	0	2	1	2	32
10	Pickel, Jackie.....	2-5	1-4	0-0	0	0	0	2	5	2	2	0	1	15
14	Barclay, Latoya.....	1-5	0-3	0-0	1	0	1	3	2	0	2	0	1	26
21	Brown, Brandi.....	3-6	2-5	0-0	1	4	5	1	8	0	2	1	1	24
	TEAM.....					2	2							
	Totals.....	24-65	9-27	9-14	6	23	29	24	66	8	17	2	12	225

TOTAL FG% 1st Half: 11-30 36.7% 2nd Half: 11-28 39.3% OT: 2-7 28.6% Game: 36.9% DEADB
3-Pt. FG% 1st Half: 3-14 21.4% 2nd Half: 5-11 45.5% OT: 1-2 50.0% Game: 33.3% REBS
F Throw % 1st Half: 4-6 66.7% 2nd Half: 5-8 62.5% OT: 0-0 0.0% Game: 64.3% 1,2

HOME TEAM: Kentucky 16-15

##	Player Name	FG-FGA	3-PT FG-FGA	FT-FTA	OF	DE	TOT	PF	TP	A	TO	BLK	S	MIN
34	Dunlap, Victoria.... f	3-7	0-2	0-0	3	11	14	2	6	0	7	4	3	35
04	Elliott, Sarah..... c	2-2	0-0	0-0	1	3	4	3	4	1	1	2	0	9
02	Chowning, Chelsea... g	4-10	1-4	4-4	3	1	4	3	13	0	2	1	1	41
11	Mahoney, Samantha... g	4-12	0-2	2-3	0	3	3	2	10	0	3	0	1	31
20	Bowman, Chante..... g	3-9	0-0	1-2	1	5	6	2	7	0	4	1	3	33
00	Ormerod, Carly.....	0-0	0-0	2-2	0	1	1	0	2	1	3	0	1	12
01	Roddy, Eleia.....	1-2	0-0	1-2	0	1	1	1	3	1	1	0	0	15
12	Watkins, Lydia.....	5-13	0-0	6-10	6	10	16	2	16	1	4	0	0	29
25	Franklin, Samone....	2-5	0-0	2-2	0	3	3	2	7	2	1	0	0	20
	TEAM.....					1	1				2			
	Totals.....	24-60	2-10	18-27	15	38	53	16	68	6	28	8	9	225

TOTAL FG% 1st Half: 11-22 50.0% 2nd Half: 10-31 32.3% OT: 3-7 42.9% Game: 40.0% DEADB
3-Pt. FG% 1st Half: 2-6 33.3% 2nd Half: 0-4 0.0% OT: 0-0 0.0% Game: 20.0% REBS
F Throw % 1st Half: 4-4 100 % 2nd Half: 13-20 65.0% OT: 1-3 33.3% Game: 66.7% 5,1

Officials: Felicia Grinter, Erica Bradley, Bruce Morris
Technical fouls: Middle Tennessee-None. Kentucky-None.
Attendance: 1608

Score by Periods	1st	2nd	OT	Total
Middle Tennessee.....	29	32	5 -	66
Kentucky.....	28	33	7 -	68

2008 WNIT Second Round

Points in the paint-MT 24,UK 38. Points off turnovers-MT 28,UK 15.
2nd chance points-MT 7,UK 13. Fast break points-MT 0,UK 0.
Bench points-MT 15,UK 28. Score tied-6 times. Lead changed-6 times.
Last FG-MT OT-00:05, UK OT-00:12.
Largest lead-MT by 11 1st-09:54, UK by 8 2nd-11:53.

MIDDLE TENNESSEE 69, BALL STATE 58

First Round | March 19, 2015
Murphy Center
Murfreesboro, Tenn.

Official Basketball Box Score -- Game Totals -- Final Statistics
Ball State vs Middle Tennessee
03/19/15 7:00 PM at Murfreesboro, Tenn.

Ball State 58 • 17-14

##	Player		Total FG-FGA	3-Ptr FG-FGA	FT-FTA	Rebounds Off	Def	Tot	PF	TP	A	TO	Blk	Stl	Min
14	BENNETT, RENEE	c	4-9	0-3	4-4	2	2	4	4	12	0	1	4	0	29
03	JUSTICE, SHELBIE	g	1-7	0-4	5-6	3	4	7	0	7	1	2	0	1	36
04	FONTAINE, NATHALIE	g	4-8	0-0	7-8	4	6	10	3	15	0	0	8	0	3	36
05	MORRISON, JILL	g	4-8	3-5	0-0	0	5	5	2	11	2	2	0	1	28
10	HOSEA, CALYN	g	2-5	0-0	0-0	1	2	3	0	4	3	5	0	0	21
00	SIMOND, BRIONNA		0-3	0-1	2-2	0	4	4	1	2	0	1	0	0	15
01	USSERY, CANDYCE		0-2	0-0	0-0	0	1	1	0	0	0	0	0	0	5
20	FRAZIER, FRANNIE		0-2	0-0	0-0	0	1	1	2	0	2	0	1	1	8
30	MERDER, SHELBY		0-1	0-0	2-2	0	1	1	2	2	1	0	0	0	9
33	MONACO, MORIAH		1-5	1-4	2-2	1	5	6	1	5	1	1	0	0	12
	Team					2	2	4							
	Totals		16-50	4-17	22-24	13	33	46	15	58	10	20	5	6	199

FG % 1st Half: 8-24 33.3% 2nd half: 8-26 30.8% Game: 16-50 32.0% Deadball
3FG % 1st Half: 1-8 12.5% 2nd half: 3-9 33.3% Game: 4-17 23.5% Rebounds
FT % 1st Half: 8-8 100.0 2nd half: 14-16 87.5% Game: 22-24 91.7% 2

Middle Tennessee 69 • 22-9

##	Player		Total FG-FGA	3-Ptr FG-FGA	FT-FTA	Rebounds Off	Def	Tot	PF	TP	A	TO	Blk	Stl	Min
22	REUTER, Rebecca	f	0-0	0-0	2-2	0	2	2	4	2	0	1	2	1	12
05	CASON, Shanice	g	2-8	0-4	0-0	0	0	0	0	4	3	1	0	1	22
12	EDWARDS, Brea	g	6-12	3-7	2-3	3	9	12	2	17	3	1	0	1	40
20	PETTY, Ty	g	6-16	1-10	0-0	0	2	2	3	13	3	5	0	3	40-
34	JONES, Olivia	g	6-20	3-9	4-5	1	4	5	2	19	4	0	0	0	36
03	SISSOM, Abbey		0-2	0-1	0-0	0	0	0	0	0	0	0	0	0	5
23	LYON, Gabby		0-0	0-0	0-0	0	0	0	2	0	0	0	0	1	12
24	DOW, China		2-5	0-2	1-1	3	0	3	0	5	0	0	0	2	16
31	PORTER, Tianna		4-5	1-1	0-0	2	1	3	3	9	0	0	1	0	17
	Team					2	3	5							
	Totals		26-68	8-34	9-12	11	21	32	16	69	13	8	3	17	200

FG % 1st Half: 14-35 40.0% 2nd half: 12-33 36.4% Game: 26-68 38.2% Deadball
3FG % 1st Half: 6-20 30.0% 2nd half: 2-14 14.3% Game: 8-34 23.5% Rebounds
FT % 1st Half: 4-5 80.0% 2nd half: 5-7 71.4% Game: 9-12 75.0% 1

Officials: Dawn Marsh, Kylie Galloway, Royce Blevins
Technical fouls: Ball State-None. Middle Tennessee-None.
Attendance: 2519
WNIT First Round

Score by periods	1st	2nd	Total
Ball State	25	33	**58**
Middle Tennessee	38	31	**69**

	Points	In Paint	Off T/O	2nd Chance	Fast Break	Bench
BSU	24	10	8	2	0	9
MT	36	18	16	10	14	

Last FG - BSU 2nd-00:30, MT 2nd-04:27.
Largest lead - BSU by 2 1st-19:32, MT by 21 2nd-13:16.
BSU led for 01:24. MT led for 33:44. Game was tied for 04:39.

Score tied - 4 times.
Lead changed - 3 times.

WNIT HISTORY

MIDDLE TENNESSEE 70, ARKANSAS STATE 60

Second Round | March 22, 2015
Murphy Center
Murfreesboro, Tenn.

Official Basketball Box Score -- Game Totals -- Final Statistics
Arkansas State vs Middle Tennessee
03/22/15 2:00 PM at Murfreesboro, Tenn.

Arkansas State 60 • 24-11

##	Player		Total FG-FGA	3-Ptr FG-FGA	FT-FTA	Rebounds Off	Def	Tot	PF	TP	A	TO	Blk	Stl	Min
03	Brown-Haywood, Khadi	f	3-8	0-2	0-0	1	2	3	2	6	2	2	0	2	32
23	Hunt, Jasmine	f	2-5	0-0	0-1	1	5	6	0	4	0	0	0	0	29
02	Qedan, Hanna	g	1-5	1-2	2-2	0	0	0	3	5	2	1	2	0	29
12	Ruffins, Jamie	g	0-1	0-0	0-0	2	2	4	1	0	1	1	0	0	15
24	Gamble, Aundrea	g	9-16	0-1	6-6	2	5	7	0	24	1	3	0	1	40
01	Bradshaw, Lauren		0-1	0-0	0-0	0	4	4	1	0	0	0	1	1	11
05	Gill, Brittney		4-10	1-2	0-0	0	2	2	3	9	1	2	1	1	20
14	Holloway, Christyal		0-2	0-1	0-0	0	0	0	1	0	1	0	0	0	5
21	Flanery, Jessica		4-8	4-5	0-0	0	2	2	1	12	0	1	0	1	19
	Team					0	0	0							
	Totals		23-56	6-13	8-9	6	22	28	12	60	8	10	4	6	200

FG % 1st Half: 11-27 40.7% 2nd half: 12-29 41.4% Game: 23-56 41.1%
3FG % 1st Half: 1-4 25.0% 2nd half: 5-9 55.6% Game: 6-13 46.2%
FT % 1st Half: 2-2 100.0 2nd half: 6-7 85.7% Game: 8-9 88.9%
Deadball Rebounds 0

Middle Tennessee 70 • 23-9

##	Player		Total FG-FGA	3-Ptr FG-FGA	FT-FTA	Rebounds Off	Def	Tot	PF	TP	A	TO	Blk	Stl	Min
22	REUTER, Rebecca	f	5-7	0-1	0-0	3	3	6	4	10	2	0	2	1	26
05	CASON, Shanice	g	2-5	0-2	1-2	2	2	4	1	5	4	1	0	2	32
12	EDWARDS, Brea	g	7-11	4-4	0-2	3	9	12	1	18	1	0	0	1	40
20	PETTY, Ty	g	9-23	3-10	1-3	2	3	5	1	22	4	4	0	0	36
34	JONES, Olivia	g	6-18	1-4	1-6	6	6	12	1	14	3	2	0	3	40
03	SISSOM, Abbey		0-2	0-2	0-0	0	1	1	0	0	1	1	0	0	5
23	LYON, Gabby		0-0	0-0	1-2	1	1	2	0	1	0	0	1	0	11
24	DOW, China		0-1	0-0	0-0	0	1	1	0	0	0	0	0	1	8
31	PORTER, Tianna		0-0	0-0	0-0	0	0	0	2	0	0	1	0	0	3
	Team					6	2	8			2				
	Totals		29-67	8-23	4-15	23	28	51	10	70	15	11	4	8	201

FG % 1st Half: 10-34 29.4% 2nd half: 19-33 57.6% Game: 29-67 43.3%
3FG % 1st Half: 4-11 36.4% 2nd half: 4-12 33.3% Game: 8-23 34.8%
FT % 1st Half: 1-6 16.7% 2nd half: 3-9 33.3% Game: 4-15 26.7%
Deadball Rebounds 4

Officials: Charlie Hust, Marla Gearhart, Rob Fessler
Technical fouls: Arkansas State-None. Middle Tennessee-None.
Attendance: 2806
Second Round WNIT

Score by periods	1st	2nd	Total
Arkansas State	25	35	**60**
Middle Tennessee	25	45	**70**

	In Paint	Off T/O	2nd Chance	Fast Break	Bench
ASU	16	9	4	0	21
MT	40	13	19	4	1

Last FG - ASU 2nd-01:04, MT 2nd-02:55.
Largest lead - ASU by 4 1st-13:10, MT by 19 2nd-03:29.
ASU led for 07:13. MT led for 26:05. Game was tied for 06:42.

Score tied - 6 times.
Lead changed - 9 times.

MIDDLE TENNESSEE 82, OLE MISS 70

Third Round | March 26, 2015
Murphy Center
Murfreesboro, Tenn.

Official Basketball Box Score -- Game Totals -- Final Statistics
Ole Miss vs Middle Tennessee
03/26/15 7:00 PM at Murfreesboro, Tenn.

Ole Miss 70 • 19-14

##	Player		Total FG-FGA	3-Ptr FG-FGA	FT-FTA	Rebounds Off	Def	Tot	PF	TP	A	TO	Blk	Stl	Min
22	Mccray,Danielle	f	6-9	0-0	1-2	2	1	3	1	13	0	3	0	1	30
32	Faleru,Tia	f	1-4	0-1	2-2	1	0	1	3	4	0	2	0	1	17
03	Hayes,A'Queen	g	6-14	0-3	2-3	2	0	2	2	14	0	3	0	1	36
05	Sisk,Erika	g	2-5	1-2	1-2	2	4	6	4	6	2	1	0	2	29
12	Frizzell,Gracie	g	1-2	1-1	0-0	0	1	1	3	3	0	1	0	1	25
00	Golden,Kiara		0-0	0-0	0-0	0	1	1	1	0	1	0	0	0	5
11	Joseph,Shequila		0-0	0-0	0-0	0	0	0	0	0	0	0	0	0	0+
13	Porter,Sarah		0-0	0-0	0-0	0	0	0	0	0	0	0	0	0	1
15	Briggs,Kelsey		2-6	0-1	0-0	0	2	2	1	4	0	2	1	0	15
20	Singletary,Amber		0-1	0-1	0-1	0	1	1	0	0	0	1	0	0	10
23	Sessom,Shandricka		4-11	3-5	7-7	2	1	3	3	18	0	2	0	0	21
24	Hart,Bretta		4-5	0-0	0-0	3	3	6	5	8	0	1	1	0	11
	Team					1	0	1	1						
	Totals		26-57	5-14	13-17	13	14	27	24	70	3	16	2	6	200

FG % 1st Half: 11-26 42.3% 2nd half: 15-31 48.4% Game: 26-57 45.6%
3FG % 1st Half: 2-4 50.0% 2nd half: 3-10 30.0% Game: 5-14 35.7%
FT % 1st Half: 2-4 50.0% 2nd half: 11-13 84.6% Game: 13-17 76.5%
Deadball Rebounds 0

Middle Tennessee 82 • 24-9

##	Player		Total FG-FGA	3-Ptr FG-FGA	FT-FTA	Rebounds Off	Def	Tot	PF	TP	A	TO	Blk	Stl	Min
22	REUTER, Rebecca	f	2-4	0-1	0-0	1	5	6	5	4	0	0	0	1	23
05	CASON, Shanice	g	1-1	0-0	3-5	1	2	3	1	5	1	4	0	0	23
12	EDWARDS, Brea	g	3-7	1-4	4-4	4	4	8	3	11	0	4	0	3	40
20	PETTY, Ty	g	11-16	1-3	6-7	1	1	2	1	29	7	1	0	3	40
34	JONES, Olivia	g	7-13	3-7	5-10	0	6	6	3	22	4	3	0	2	40
23	LYON, Gabby		0-0	0-0	0-0	0	0	0	1	0	0	0	0	0	4
24	DOW, China		2-4	0-2	3-6	1	3	4	1	7	0	2	0	2	17
31	PORTER, Tianna		2-2	0-0	0-0	0	0	0	1	4	0	2	0	0	13
	Team					3	1	4				1			
	Totals		28-47	5-17	21-32	11	22	33	16	82	12	17	0	11	200

FG % 1st Half: 14-24 58.3% 2nd half: 14-23 60.9% Game: 28-47 59.6%
3FG % 1st Half: 4-9 44.4% 2nd half: 1-8 12.5% Game: 5-17 29.4%
FT % 1st Half: 9-12 75.0% 2nd half: 12-20 60.0% Game: 21-32 65.6%
Deadball Rebounds 5

Officials: Felicia Grinter, Pualani Spurlock, Meadow Overstreet
Technical fouls: Ole Miss-TEAM. Middle Tennessee-None.
Attendance: 2806
Third Round WNIT

Score by periods	1st	2nd	Total
Ole Miss	26	44	**70**
Middle Tennessee	41	41	**82**

	In Paint	Off T/O	2nd Chance	Fast Break	Bench
OM	34	15	20	3	30
MT	36	13	11	8	11

Last FG - OM 2nd-00:18, MT 2nd-00:34.
Largest lead - OM None, MT by 18 2nd-19:06.
OM led for 00:00. MT led for 39:34. Game was tied for 00:26.

Score tied - 0 times.
Lead changed - 0 times.

TEMPLE 69, MIDDLE TENNESSEE 57

Quarterfinals | March 29, 2015
Murphy Center
Murfreesboro, Tenn.

Official Basketball Box Score -- Game Totals -- Final Statistics
TEMPLE vs Middle Tennessee
03/29/15 4:00 PM at Murfreesboro, Tenn.

TEMPLE 69 • 20-16

##	Player		Total FG-FGA	3-Ptr FG-FGA	FT-FTA	Rebounds Off	Def	Tot	PF	TP	A	TO	Blk	Stl	Min
35	MARTIN, Safiya	c	2-5	0-0	0-0	5	10	15	2	4	1	3	2	0	35
00	BUTTS, Alliya	g	3-6	3-4	0-0	0	0	0	0	9	1	3	0	2	16
01	COVILE, Erica	g	3-9	0-1	0-0	4	5	9	5	6	1	3	0	1	25
22	ATKINSON, Tanaya	g	2-6	0-0	0-0	1	5	6	3	4	2	3	1	1	32
23	WILLIAMS, Tyonna	g	5-10	2-3	11-12	2	4	6	4	23	5	6	0	0	37
02	FITZGERALD, Feyonda		5-14	1-3	4-6	0	3	3	3	15	3	4	0	4	28
13	TRAORE, Mama		0-0	0-0	4-4	0	2	2	0	4	0	0	0	1	8
21	BERGER, Khadijah		1-3	0-2	2-2	0	4	4	0	4	0	0	0	0	17
42	ROBINSON, Taylor		0-2	0-0	0-0	0	1	1	2	0	0	0	0	0	3
	Team					2	0	2							
	Totals		21-55	6-13	21-24	14	34	48	19	69	13	22	3	9	201

FG % 1st Half: 13-33 39.4% 2nd half: 8-22 36.4% Game: 21-55 38.2%
3FG % 1st Half: 5-8 62.5% 2nd half: 1-5 20.0% Game: 6-13 46.2%
FT % 1st Half: 4-4 100.0 2nd half: 17-20 85.0% Game: 21-24 87.5%
Deadball Rebounds 1

Middle Tennessee 57 • 24-10

##	Player		Total FG-FGA	3-Ptr FG-FGA	FT-FTA	Rebounds Off	Def	Tot	PF	TP	A	TO	Blk	Stl	Min
22	REUTER, Rebecca	f	2-10	1-6	0-0	2	1	3	3	5	1	5	1	0	24
05	CASON, Shanice	g	1-8	1-1	2-2	2	4	6	4	5	2	0	1	4	27
12	EDWARDS, Brea	g	2-13	2-8	2-3	10	10	20	2	8	1	1	0	2	40
20	PETTY, Ty	g	5-11	0-3	0-0	0	3	3	2	10	4	7	0	3	38
34	JONES, Olivia	g	7-17	3-6	7-8	1	0	1	3	24	1	1	0	5	31
02	PRESERVATI, Hannah		0-0	0-0	0-0	0	1	1	0	0	0	0	0	0	0
03	SISSOM, Abbey		0-1	0-0	0-0	1	0	1	1	0	0	1	0	0	7
10	SELLS, MacKenzie		0-0	0-0	0-0	0	0	0	0	0	0	0	0	0	0+
23	LYON, Gabby		0-1	0-0	0-0	0	0	0	1	0	0	0	0	0	3
24	DOW, China		0-2	0-2	1-2	0	0	0	3	1	1	0	0	0	14
31	PORTER, Tianna		1-3	0-1	2-4	1	2	3	2	4	1	1	1	0	16
	Team					1	1	2							
	Totals		18-66	7-27	14-19	18	22	40	21	57	11	16	3	14	200

FG % 1st Half: 5-32 15.6% 2nd half: 13-34 38.2% Game: 18-66 27.3%
3FG % 1st Half: 1-12 8.3% 2nd half: 6-15 40.0% Game: 7-27 25.9%
FT % 1st Half: 4-7 57.1% 2nd half: 10-12 83.3% Game: 14-19 73.7%
Deadball Rebounds 1

Officials: Billy Smith, Charlie Hust, Kylie Galloway
Technical fouls: TEMPLE-None. Middle Tennessee-None.
Attendance: 2587
WNIT Quarterfinals

Score by periods	1st	2nd	Total
TEMPLE	35	34	**69**
Middle Tennessee	15	42	**57**

	In Paint	Off T/O	2nd Chance	Fast Break	Bench
TEMPLE	24	19	20	4	23
MT	20	17	9	8	5

Last FG - TEMPLE 2nd-02:07, MT 2nd-00:11.
Largest lead - TEMPLE by 20 1st-00:05, MT by 2 1st-15:21.
TEMPLE led for 35:22. MT led for 00:23. Game was tied for 04:15.

Score tied - 2 times.
Lead changed - 2 times.

MIDDLE TENNESSEE 67, MOREHEAD STATE 58

First Round | March 16, 2017
Murphy Center
Murfreesboro, Tenn.

Official Basketball Box Score -- Game Totals -- Final Statistics
Morehead State vs Middle Tennessee
03/16/17 8:30 PM at Murfreesboro, Tenn.

Morehead State 58 • 21-10

##	Player		Total FG-FGA	3-Ptr FG-FGA	FT-FTA	Rebounds Off	Def	Tot	PF	TP	A	TO	Blk	Stl	Min
14	STEELE, Shay	f	3-6	0-0	0-0	2	1	3	3	6	1	2	0	1	25
32	McKEE, Eriel	f	2-10	0-3	3-3	1	10	11	2	7	2	0	0	0	29
04	SEWARD, Darianne	g	2-9	0-2	0-0	0	1	1	2	4	3	5	0	5	23
11	CROCKETT, Miranda	g	5-11	0-0	1-1	1	0	1	2	11	3	2	1	1	35
34	WELLS, Aaliyah	g	4-10	2-6	0-0	1	3	4	1	10	3	1	0	0	29
01	JACKSON, Breuna		1-3	0-1	0-0	1	3	4	1	2	0	1	0	0	8
05	BROWN, Shauntae		0-3	0-0	2-4	1	1	2	1	2	2	1	0	0	9
20	TODD, Brooke		5-8	0-0	0-0	3	7	10	2	10	2	1	4	0	27
22	TATE, KayK		2-8	2-6	0-0	1	2	3	3	6	0	0	0	0	15
	Team					2	2	4							
	Totals		24-68	4-18	6-8	13	30	43	17	58	16	13	5	7	200

FG % 1st Half: 11-35 31.4% 2nd half: 13-33 39.4% Game: 24-68 35.3%
3FG % 1st Half: 3-13 23.1% 2nd half: 1-5 20.0% Game: 4-18 22.2%
FT % 1st Half: 1-1 100.0 2nd half: 5-7 71.4% Game: 6-8 75.0%
Deadball Rebounds 2

Middle Tennessee 67 • 22-10

##	Player		Total FG-FGA	3-Ptr FG-FGA	FT-FTA	Rebounds Off	Def	Tot	PF	TP	A	TO	Blk	Stl	Min
00	JOHNSON, Alex	f	10-24	0-0	6-6	3	9	12	2	26	2	1	2	0	34
24	REUTER, Rebecca	f	2-8	1-1	3-4	4	5	9	4	8	1	1	0	0	21
03	ALLISON, Kyla	g	0-3	0-2	2-2	0	4	4	2	2	2	2	0	0	18
05	SISSOM, Abbey	g	1-4	1-2	0-0	0	2	2	3	3	2	1	0	1	40
20	PETTY, Ty	g	7-16	3-4	5-6	0	3	3	3	22	4	4	0	3	40
14	COLLIER, Katie		0-2	0-2	1-2	1	2	3	1	1	2	0	0	0	22
23	LYON, Gabby		2-3	1-1	0-2	1	2	3	4	5	1	2	1	1	25
	Team					1	4	5				1			
	Totals		22-60	6-12	17-22	10	31	41	17	67	14	12	3	5	200

FG % 1st Half: 8-26 30.8% 2nd half: 14-34 41.2% Game: 22-60 36.7%
3FG % 1st Half: 4-7 57.1% 2nd half: 2-5 40.0% Game: 6-12 50.0%
FT % 1st Half: 12-16 75.0% 2nd half: 5-6 83.3% Game: 17-22 77.3%
Deadball Rebounds 3

Officials: Charlie Hust, Adam Rider, Trey Miles
Technical fouls: Morehead State-None. Middle Tennessee-None.
Attendance: 2536

Score by periods	1st	2nd	3rd	4th	Total
Morehead State	9	17	15	17	**58**
Middle Tennessee	16	16	16	19	**67**

	In Paint	Off T/O	2nd Chance	Fast Break	Bench
MSUW	21	16	11	9	20
MT	32	15	4	2	6

Last FG - MSUW 4th-01:50, MT 4th-01:08.
Largest lead - MSUW by 3 1st-06:49, MT by 13 4th-06:13.
MSUW led for 01:44. MT led for 36:29. Game was tied for 01:20.

Score tied - 1 time.
Lead changed - 2 times.

MIDDLE TENNESSEE 73, WAKE FOREST 66

Second Round | March 19, 2017
Murphy Center
Murfreesboro, Tenn.

Official Basketball Box Score -- Game Totals -- Final Statistics
Wake Forest vs Middle Tennessee
03/19/17 2:00 PM at Murfreesboro, Tenn.

Wake Forest 66 • 16-16

##	Player		Total FG-FGA	3-Ptr FG-FGA	FT-FTA	Rebounds Off	Def	Tot	PF	TP	A	TO	Blk	Stl	Min
32	Milan Quinn	f	5-6	0-0	1-1	3	4	7	3	11	0	6	2	1	36
41	Elisa Penna	f	6-15	2-6	3-4	0	3	3	5	17	6	4	0	1	37
02	Amber Campbell	g	3-10	0-1	3-4	1	6	7	4	9	3	2	1	2	38
14	Alex Sharp	g	0-2	0-0	2-2	3	0	3	1	2	1	1	3	0	33
25	Ariel Stephenson	g	8-19	4-11	3-4	0	2	2	4	23	1	3	1	1	39
05	Clarisse Berranger		0-0	0-0	0-0	0	0	0	0	0	0	0	0	0	0+
15	Kortni Simmons		1-1	0-0	2-2	0	0	0	4	4	2	1	0	0	12
42	Tyra Whitehead		0-0	0-0	0-0	1	0	1	3	0	0	0	1	0	3
44	Ona Udoh		0-0	0-0	0-0	1	0	1	1	0	0	0	1	0	2
	Team					2	5	7							
	Totals		23-53	6-18	14-17	11	20	31	25	66	13	17	9	5	200

FG % 1st Half: 13-23 56.5% 2nd half: 10-30 33.3% Game: 23-53 43.4%
3FG % 1st Half: 4-9 44.4% 2nd half: 2-9 22.2% Game: 6-18 33.3%
FT % 1st Half: 3-4 75.0% 2nd half: 11-13 84.6% Game: 14-17 82.4%
Deadball Rebounds 1

Middle Tennessee 73 • 23-10

##	Player		Total FG-FGA	3-Ptr FG-FGA	FT-FTA	Rebounds Off	Def	Tot	PF	TP	A	TO	Blk	Stl	Min
00	JOHNSON, Alex	f	10-14	1-2	7-7	3	1	4	3	28	3	1	2	0	39
24	REUTER, Rebecca	f	1-3	0-0	0-0	0	2	2	2	2	2	2	0	0	15
03	ALLISON, Kyla	g	3-7	1-4	1-2	1	3	4	3	8	2	2	0	1	21
05	SISSOM, Abbey	g	0-7	0-6	3-4	0	3	3	1	3	3	2	0	1	40
20	PETTY, Ty	g	7-20	2-5	12-12	1	8	9	2	28	3	4	0	2	40
14	COLLIER, Katie		0-1	0-1	0-0	0	0	0	4	0	1	0	0	0	17
23	LYON, Gabby		2-3	0-0	0-0	2	2	4	3	4	0	1	1	1	27
35	SAVAGE, Charity		0-1	0-0	0-0	0	0	0	0	0	0	0	0	0	1
	Team					6	3	9				2			
	Totals		23-56	4-18	23-25	13	22	35	16	73	14	14	3	5	200

FG % 1st Half: 10-25 40.0% 2nd half: 13-31 41.9% Game: 23-56 41.1%
3FG % 1st Half: 2-7 28.6% 2nd half: 2-11 18.2% Game: 4-18 22.2%
FT % 1st Half: 14-15 93.3% 2nd half: 9-10 90.0% Game: 23-25 92.0%
Deadball Rebounds 1

Officials: Charlie Hust, Troy Winders, Natosha Harris
Technical fouls: Wake Forest-None. Middle Tennessee-None.
Attendance: 2519

Score by periods	1st	2nd	3rd	4th	Total
Wake Forest	17	16	15	18	**66**
Middle Tennessee	19	17	16	21	**73**

	In Paint	Off T/O	2nd Chance	Fast Break	Bench
WF	28	19	6	8	4
MT	30	19	13	0	4

Last FG - WF 4th-00:05, MT 4th-00:29.
Largest lead - WF by 1 3rd-07:38, MT by 12 4th-06:05.
WF led for 01:14. MT led for 37:29. Game was tied for 01:13.

Score tied - 3 times.
Lead changed - 4 times.

GEORGIA TECH 70, MIDDLE TENNESSEE 57

Third Round | March 23, 2017
McCamish Pavilion
Atlanta, Ga.

Official Basketball Box Score -- Game Totals -- Final Statistics
Middle Tennessee vs Georgia Tech
3/23/17 7 p.m. at Atlanta, Ga. (McCamish Pavilion)

Middle Tennessee 57 • 23-11

##	Player		Total FG-FGA	3-Ptr FG-FGA	FT-FTA	Rebounds Off	Def	Tot	PF	TP	A	TO	Blk	Stl	Min
00	JOHNSON, Alex	*	3-9	0-0	2-4	1	5	6	5	8	0	1	2	0	35
03	ALLISON, Kyla	*	2-5	2-5	2-2	1	0	1	1	8	0	2	0	0	11
05	SISSOM, Abbey	*	1-4	1-3	0-0	0	5	5	3	3	2	0	0	0	38
20	PETTY, Ty	*	8-19	3-8	2-2	1	3	4	1	21	6	2	0	5	40
24	REUTER, Rebecca	*	4-10	1-5	0-0	1	3	4	5	9	2	3	2	0	25
10	MIDDLEBROOKS, Shayl		1-3	1-2	0-0	0	0	0	2	3	0	1	0	0	7
14	COLLIER, Katie		0-5	0-2	0-0	0	0	0	0	0	0	0	0	1	11
23	LYON, Gabby		1-2	0-0	0-0	1	4	5	5	2	1	1	1	2	25
35	SAVAGE, Charity		1-3	0-1	1-2	1	0	1	2	3	0	0	0	0	8
	Team					3	2	5							
	Totals		21-60	8-26	7-10	9	22	31	24	57	11	10	5	8	200

1st - FG %: 4-16 25.0% 3FG %: 1-4 25.0% FT %: 0-0 0.0%
2nd: 4-14 28.6% 3FG %: 2-6 33.3% FT %: 1-2 50.0%
3rd: 5-17 29.4% 3FG %: 1-10 10.0% FT %: 1-2 50.0%
4th: 8-13 61.5% 3FG %: 4-6 66.7% FT %: 5-6 83.3%
Game: 21-60 35.0% 3FG %: 8-26 30.8% FT %: 7-10 70.0%
Deadball Rebounds 0,2

Georgia Tech 70 • 20-14

##	Player		Total FG-FGA	3-Ptr FG-FGA	FT-FTA	Rebounds Off	Def	Tot	PF	TP	A	TO	Blk	Stl	Min
00	Imani Tilford	*	2-7	0-0	0-0	4	4	8	3	4	4	2	0	1	35
10	Katarina Vuckovic	*	3-7	2-3	0-0	0	6	6	1	8	1	1	0	0	34
11	Elo Edeferioka	*	3-9	0-0	3-4	1	5	6	4	9	2	3	3	0	25
21	Zaire O'Neil	*	6-8	0-0	2-5	2	2	4	2	14	2	3	2	1	24
33	Francesca Pan	*	6-15	2-6	4-4	2	4	6	0	18	2	1	0	1	28
01	Kaylan Pugh		4-6	0-0	1-6	4	1	5	3	9	0	3	0	0	16
13	Cha'Ron Sweeney		0-1	0-1	1-2	0	0	0	0	1	3	0	0	0	4
24	Chanin Scott		0-2	0-0	1-4	2	5	7	4	1	3	1	1	1	17
55	Antonia Peresson		2-2	2-2	0-0	0	1	1	6	1	1	1	0	0	17
	Team					1	3	4							
	Totals		26-57	6-12	12-25	16	30	46	18	70	18	15	6	4	200

1st - FG %: 10-18 55.6% 3FG %: 3-4 75.0% FT %: 4-7 57.1%
2nd: 1-7 14.3% 3FG %: 1-2 50.0% FT %: 4-4 100.0%
3rd: 10-16 62.5% 3FG %: 1-2 50.0% FT %: 2-6 33.3%
4th: 5-16 31.3% 3FG %: 1-4 25.0% FT %: 2-8 25.0%
Game: 26-57 45.6% 3FG %: 6-12 50.0% FT %: 12-25 48.0%
Deadball Rebounds 4,3

Officials: Carla Fountain, Kevin Pethtel, Brian Garland
Technical fouls: Middle Tennessee-None. Georgia Tech-None.
Attendance: 819

Score by periods	1st	2nd	3rd	4th	Total
Middle Tennessee	9	11	12	25	**57**
Georgia Tech	27	7	23	13	**70**

	In Paint	Off T/O	2nd Chance	Fast Break	Bench
MT	16	14	8	7	8
GT	34	11	13	6	17

Last FG - MT 4th-00:20, GT 4th-00:31.
Largest lead - MT None, GT by 25 3rd-00:08.
MT led for 00:00. GT led for 39:05. Game was t

WNIT HISTORY

BALL STATE 69, MIDDLE TENNESSEE 60

First Round | March 25, 2018
Worthen Arena
Muncie, Ind.

Official Basketball Box Score -- Game Totals -- Final Statistics
Middle Tennessee vs Ball State
3/15/18 7 p.m. at Muncie, Ind. (Worthen Arena)

Middle Tennessee 60 • 18-13

##	Player		Total FG-FGA	3-Ptr FG-FGA	FT-FTA	Rebounds Off	Def	Tot	PF	TP	A	TO	Blk	Stl	Min
00	JOHNSON, Alex	f	4-7	0-0	3-6	1	5	6	5	11	0	1	1	0	24
23	LYON, Gabby	f	3-4	0-0	0-2	1	7	8	5	6	1	1	0	1	34
05	SISSOM, Abbey	g	2-13	2-6	4-4	1	3	4	3	10	7	5	0	0	40
12	LOURO, Jess	g	3-10	3-10	3-4	0	9	9	4	12	4	4	1	2	33
14	COLLIER, Katie	g	0-3	0-1	0-0	0	1	1	2	0	0	2	0	1	14
13	MAJORS, Jordan		1-4	0-0	0-0	0	0	0	0	2	0	0	0	0	4
15	JONES, Anna		3-10	2-8	0-0	1	1	2	5	8	1	0	0	0	28
24	REUTER, Rebecca		2-5	0-1	2-2	4	4	8	3	6	2	2	0	0	18
35	SAVAGE, Charity		2-3	1-2	0-0	1	1	2	0	5	0	2	0	1	5
	Team					4	1	5			1				
	Totals		20-59	8-28	12-18	13	32	45	27	60	15	18	2	6	200

1st - FG %: 5-17 29.4% | 3FG %: 1-6 16.7% | FT %: 3-6 50.0%
2nd: 3-12 25.0% | 2-8 25.0% | 1-2 50.0%
3rd: 7-17 41.2% | 3-8 37.5% | 5-6 83.3%
4th: 5-13 38.5% | 2-6 33.3% | 3-4 75.0%
Game: 20-59 33.9% | 8-28 28.6% | 12-18 66.7%
Deadball Rebounds: 5

Ball State 69 • 25-6

##	Player		Total FG-FGA	3-Ptr FG-FGA	FT-FTA	Rebounds Off	Def	Tot	PF	TP	A	TO	Blk	Stl	Min
22	WASHINGTON, Destiny	f	5-17	0-1	5-7	6	6	12	3	15	0	2	2	3	27
33	MONACO, Moriah	f	4-8	3-5	3-4	0	4	4	4	14	0	0	2	2	35
03	GRANDE, Carmen	g	4-10	1-1	7-8	1	5	6	2	16	6	2	3	3	39
20	FRAZIER, Frannie	g	2-9	0-5	6-8	2	2	4	2	10	3	4	0	2	30
24	SAMZ, Jasmin	g	3-7	1-4	6-8	0	3	3	1	13	3	1	0	1	36
05	HOWARD-BASS, Maliah		0-0	0-0	0-0	0	0	0	1	0	0	0	0	0	3
31	PENNY, Nakeya		0-0	0-0	1-2	0	2	2	0	1	0	2	0	0	12
32	BROWN, Oshlynn		0-5	0-0	0-0	1	2	3	2	0	0	2	0	2	16
34	WALKER, Aliyah		0-1	0-0	0-0	0	1	1	0	0	0	0	0	0	2
	Team					2	2	4							
	Totals		18-57	5-18	28-37	12	27	39	15	69	12	13	7	13	200

1st - FG %: 3-16 18.8% | 3FG %: 2-6 33.3% | FT %: 4-6 66.7%
2nd: 7-15 46.7% | 2-5 40.0% | 1-1 100.0%
3rd: 3-12 25.0% | 1-3 33.3% | 13-16 81.3%
4th: 5-14 35.7% | 0-4 0.0% | 10-14 71.4%
Game: 18-57 31.6% | 5-18 27.8% | 28-37 75.7%
Deadball Rebounds: 4

Officials: Bob Enterline, Troy Winders, Charlie Hurst
Technical fouls: Middle Tennessee-None. Ball State-None.
Attendance: 1083
MTSU #00 fouled out at 1:10 in 4th
MTSU #15 fouled out at 0:27 in 4th
MTSU #23 fouled out at 0:10 in 4th
WNIT First Round Game

Score by periods	1st	2nd	3rd	4th	Total
Middle Tennessee	14	9	22	15	**60**
Ball State	12	17	20	20	**69**

	In Paint	Off T/O	2nd Chance	Fast Break	Bench
MT	24	13	12	0	21
BALLST	22	26	9	15	1

Last FG - MT 4th-00:28, BALLST 4th-01:25.
Largest lead - MT by 2 1st-09:11, BALLST by 12 3rd-08:36.
MT led for 03:03. BALLST led for 35:29. Game was tied for 01:28.
Score tied - 3 times.
Lead changed - 3 times.

MIDDLE TENNESSEE 59, IUPUI 47

First Round | March 21, 2019
Murphy Center
Murfreesboro, Tenn.

Official Basketball Box Score -- Game Totals -- Final Statistics
IUPUI vs Middle Tennessee
03/21/19 6:30 PM at Murfreesboro, Tenn.

IUPUI 47 • 20-12

##	Player		Total FG-FGA	3-Ptr FG-FGA	FT-FTA	Rebounds Off	Def	Tot	PF	TP	A	TO	Blk	Stl	Min
04	HOOPINGARNER, Holly	*	0-3	0-2	2-4	1	3	4	1	2	1	0	0	0	34
11	SIMS, Tamya	*	4-14	1-2	5-5	5	3	8	2	14	0	2	0	3	34
34	O'REILLY, Katelyn	*	1-2	0-0	0-0	1	2	3	3	2	1	4	1	0	23
42	HALL, Sydney	*	0-7	0-5	0-0	0	2	2	1	0	2	1	0	0	29
50	WILLIAMS, Macee	*	7-18	1-3	3-6	4	4	8	4	18	1	3	0	1	26
15	ROULE, Sydney		2-6	1-4	0-0	1	1	2	0	5	1	1	0	0	22
20	BEIER, Agatha		1-2	0-1	0-0	1	1	2	3	2	2	0	1	0	17
30	ALLEN, Morgan		2-4	0-1	0-0	2	2	4	1	3	0	4	0	1	14
35	BROWN, Allex		0-0	0-0	0-0	0	2	2	0	0	0	2	0	0	1
	Team					2	2	4			1				
	Totals		17-56	3-18	10-15	17	22	39	13	47	6	15	2	4	200

1st - FG %: 4-17 23.5% | 3FG %: 0-4 0.0% | FT %: 2-2 100.0%
2nd: 3-10 30.0% | 3-7 42.9% | 4-4 100.0%
3rd: 5-15 33.3% | 0-3 0.0% | 3-4 75.0%
4th: 5-14 35.7% | 0-4 0.0% | 1-5 20.0%
Game: 17-56 30.4% | 3-18 16.7% | 10-15 66.7%
Deadball Rebounds: 3

Middle Tennessee 59 • 23-10

##	Player		Total FG-FGA	3-Ptr FG-FGA	FT-FTA	Rebounds Off	Def	Tot	PF	TP	A	TO	Blk	Stl	Min
00	JOHNSON, Alex	*	5-12	0-3	6-6	0	5	5	1	16	1	0	0	3	39
01	HAYES, A'Queen	*	7-14	1-1	2-3	1	9	10	1	17	3	6	0	1	37
02	SUTTON, Taylor	*	6-8	3-5	0-0	0	0	0	2	15	2	2	0	0	37
12	LOURO, Jess	*	1-5	1-5	0-0	2	2	4	5	3	0	1	0	2	37
15	JONES, Anna	*	2-5	0-2	2-2	1	2	3	3	6	1	2	0	1	34
13	MAJORS, Jordan		1-3	0-0	0-0	2	3	5	3	2	0	0	1	1	12
14	COLLIER, Katie		0-0	0-0	0-0	0	0	0	0	0	0	0	0	0	3
23	WHITTINGTON, Alexis		0-2	0-2	0-0	0	0	0	1	0	0	1	0	0	7
35	SAVAGE, Charity		0-0	0-0	0-0	0	0	0	0	0	0	0	0	0	2
	Team					0	3	3							
	Totals		22-49	5-18	10-11	6	24	30	16	59	7	12	1	8	200

1st - FG %: 2-10 20.0% | 3FG %: 0-4 0.0% | FT %: 4-4 100.0%
2nd: 6-14 42.9% | 3-10 30.0% | 2-2 100.0%
3rd: 6-14 42.9% | 0-1 0.0% | 2-2 100.0%
4th: 8-11 72.7% | 2-3 66.7% | 2-3 66.7%
Game: 22-49 44.9% | 5-18 27.8% | 10-11 90.9%
Deadball Rebounds: 0

Officials: Charlie Hust, David Jenkins, Ryan Durham
Technical fouls: IUPUI-None. Middle Tennessee-None.
Attendance: 1492

Score by periods	1st	2nd	3rd	4th	Total
IUPUI	10	13	13	11	**47**
Middle Tennessee	8	17	14	20	**59**

	In Paint	Off T/O	2nd Chance	Fast Break	Bench
IUPUI	26	16	14	2	11
MT	30	11	4	0	2

Last FG - IUPUI 4th-01:49, MT 4th-01:21.
Largest lead - IUPUI by 6 1st-05:20, MT by 14 4th-03:15.
IUPUI led for 11:33. MT led for 20:56. Game was tied for 06:50.
Score tied - 6 times.
Lead changed - 10 times.

OHIO 59, MIDDLE TENNESSEE 57

Second Round | March 24, 2019
Convocation Center
Athens, Ohio

Official Basketball Box Score -- Game Totals -- Final Statistics
Middle Tennessee vs Ohio
03/24/19 2:00 pm at

Middle Tennessee 57 • 23-11

##	Player		Total FG-FGA	3-Ptr FG-FGA	FT-FTA	Rebounds Off	Def	Tot	PF	TP	A	TO	Blk	Stl	Min
00	JOHNSON, Alex	f	2-5	0-2	3-4	4	5	9	4	7	2	3	2	0	37
01	HAYES, A'Queen	g	8-16	0-0	1-3	3	12	15	4	17	4	5	0	0	39
02	SUTTON, Taylor	g	2-5	2-3	0-0	0	2	2	5	6	0	4	0	0	24
12	LOURO, Jess	g	2-5	0-2	0-0	3	5	8	1	4	4	1	1	0	34
15	JONES, Anna	g	6-15	3-10	0-0	0	3	3	3	15	0	4	1	1	34
13	MAJORS, Jordan		1-2	0-0	0-2	0	1	1	1	2	1	0	1	0	9
14	COLLIER, Katie		1-4	1-4	0-0	0	0	0	4	3	1	0	0	1	16
23	WHITTINGTON, Alexis		1-2	1-2	0-0	0	2	2	0	3	0	1	0	0	7
	Team					3	1	4							
	Totals		23-54	7-23	4-9	13	31	44	22	57	12	19	5	4	200

1st - FG %: 6-12 50.0% | 3FG %: 3-5 60.0% | FT %: 1-3 33.3%
2nd: 8-16 50.0% | 2-7 28.6% | 0-0 0.0%
3rd: 3-11 27.3% | 0-4 0.0% | 1-4 25.0%
4th: 6-15 40.0% | 2-7 28.6% | 2-2 100.0%
Game: 23-54 42.6% | 7-23 30.4% | 4-9 44.4%
Deadball Rebounds: 2

Ohio 59 • 29-5

##	Player		Total FG-FGA	3-Ptr FG-FGA	FT-FTA	Rebounds Off	Def	Tot	PF	TP	A	TO	Blk	Stl	Min
04	Erica Johnson	f	3-10	0-2	5-6	0	4	4	3	11	2	2	0	0	30
41	Gabby Burris	f	4-9	1-4	0-0	1	3	4	1	9	2	4	3	1	34
01	Cierra Hooks	g	5-13	0-2	8-15	2	1	3	3	18	3	0	1	4	28
03	Amani Burke	g	3-12	2-7	0-0	3	5	8	1	8	1	2	0	1	36
10	Dominique Doseck	g	1-4	1-3	2-2	0	2	2	2	5	0	0	0	2	32
13	Olivia Bower		1-1	1-1	1-2	0	3	3	0	4	0	0	2	0	22
15	Kaylee Barnbule		0-0	0-0	0-0	0	0	0	1	0	0	0	0	1	4
32	Deesh Beck		2-3	0-0	0-1	0	3	3	0	4	0	1	0	1	12
54	Kendall Jessing		0-0	0-0	0-0	1	0	1	0	0	0	0	0	0	2
	Team					2	0	2							
	Totals		19-52	5-19	16-26	9	21	30	11	59	8	10	7	10	200

1st - FG %: 5-15 33.3% | 3FG %: 2-7 28.6% | FT %: 4-5 80.0%
2nd: 5-12 41.7% | 2-6 33.3% | 0-1 0.0%
3rd: 5-14 35.7% | 1-5 20.0% | 5-8 62.5%
4th: 4-11 36.4% | 0-1 0.0% | 7-12 58.3%
Game: 19-52 36.5% | 5-19 26.3% | 16-26 61.5%
Deadball Rebounds: 3

Officials: Josh Howell,Molly Caldwell,Frank Steratore
Technical fouls: Middle Tennessee-None. Ohio-None.
Attendance: 867
2018-19 Women's Basketball. Round: 0. Middle Tenn. vs Ohio. Played at .

Score by periods	1st	2nd	3rd	4th	Total
Middle Tennessee	16	18	7	16	**57**
Ohio	16	12	16	15	**59**

	In Paint	Off T/O	2nd Chance	Fast Break	Bench
MT	28	7	7	3	8
OHIO	28	17	4	21	8

Last FG - MT 4th-00:05, OHIO 4th-00:00.
Largest lead - MT by 8 2nd-00:37, OHIO by 6 4th-00:34.
MT led for 11:54. OHIO led for 22:07. Game was tied for 05:59.
Score tied - 9 times.
Lead changed - 6 times.

MIDDLE TENNESSEE 86, WOFFORD 56

First Round | March 17, 2022
Murphy Center
Murfreesboro, Tenn.

Official Basketball Box Score - Final
Wofford at Middle Tenn.
03/17/22 Murphy Center, Murfreesboro
2021-22 Women's Basketball

Game Time: 8:00 PM
Game Duration: 1:35
Attendance: 2,012
Officials: Troy Winders, Jamie Broderick, Dawn Marsh

Wofford - 56 Record: 17-14

NO.	Name		Min	FG M-A	3P M-A	FT M-A	Rebounds OR	DR	TOT	Fouls PF	FD	TP	AS	TO	ST	Blocks BS	BA	+/-
14	Lilly Hatton	F	27:54	3-8	3-6	0-0	0	0	0	4	1	9	0	0	0	2	0	-35
21	Alexis Tomlin	F	24:27	3-10	0-0	6-7	0	8	8	4	6	12	0	0	0	1	0	-18
2	Niyah Lutz	G	26:15	0-3	0-3	0-0	0	5	5	2	1	0	3	1	1	0	0	-34
4	Reagan Rapert	G	27:21	0-3	0-2	2-2	0	2	2	0	0	1	2	5	4	2	0	-40
30	Jackie Carman	G	30:07	4-12	3-8	2-4	0	2	2	0	3	13	1	0	1	0	0	-20
1	Annabelle Schultz		13:45	2-4	1-2	0-0	0	0	0	1	0	5	1	0	1	0	1	-5
5	Helen Matthews		11:41	0-3	0-1	0-0	0	2	2	1	0	0	0	3	0	0	0	-14
3	Sydnee Richetto		16:38	4-7	1-3	0-0	0	1	1	1	0	9	0	0	1	0	1	-2
32	Alea Harris		09:14	0-1	0-0	1-2	1	1	2	1	1	1	2	0	0	1	0	9
40	Abbey Crawford		08:52	0-1	0-1	2-2	1	0	1	1	1	2	0	1	0	0	0	4
0	Ja'Rae Smith		03:46	1-1	0-0	1-2	0	0	0	0	1	3	1	0	0	0	0	5
	Team						1	2	3				0		2			
	Totals			17-53	8-26	14-19	3	23	26	14	16	56	13	11	6	4	2	-30

Technical Fouls:NONE
Dead Ball Rebounds: 2, 0

Shooting By Period		
1st	FG%	3-9 33.3%
	3PT%	2-6 33.3%
	FT%	1-2 50%
2nd	FG%	5-17 29.4%
	3PT%	3-8 37.5%
	FT%	2-2 100%
3rd	FG%	4-14 28.6%
	3PT%	1-5 20.0%
	FT%	2-6 33.3%
4th	FG%	5-17 29.4%
	3PT%	3-6 50.0%
	FT%	6-7 85.7%
GM FG%		19-62 30.6%
GM 3PT%		5-19 26.3%
GM FT%		12-18 66.7%

Middle Tenn. - 86 Record: 24-7

NO.	Name		Min	FG M-A	3P M-A	FT M-A	Rebounds OR	DR	TOT	Fouls PF	FD	TP	AS	TO	ST	Blocks BS	BA	+/-
33	Courtney Whitson	F	36:14	4-12	2-7	1-1	2	7	9	1	3	11	4	3	2	0	1	35
2	Anastasia Boldyreva	C	16:58	6-9	0-1	3-3	1	5	6	4	4	15	0	1	0	0	0	26
10	Jalynn Gregory	G	27:02	5-9	5-7	0-0	0	1	1	3	0	15	1	1	0	0	1	25
15	Dor Saar	G	30:23	6-9	4-6	0-0	1	4	5	0	0	16	4	0	1	0	1	35
23	Alexis Whittington	G	30:14	2-4	0-2	2-2	2	5	7	1	2	6	2	1	2	1	0	42
5	Kseniya Malashka		13:40	6-11	1-2	2-4	3	4	7	1	3	15	1	1	0	0	0	14
1	Courtney Blakely		15:29	4-7	0-0	0-0	0	1	1	2	0	8	4	2	2	0	1	-9
22	Jada Grannum		09:01	0-1	0-1	0-0	1	3	4	3	1	0	0	3	0	0	0	-3
4	Gracie Dodgen		07:11	0-5	0-5	0-0	0	0	0	1	0	0	0	0	0	0	0	-5
24	Amanda Whittington		10:02	0-2	0-0	0-0	0	2	2	0	0	0	0	0	0	0	0	-5
11	Anabel Latorre		03:46	0-0	0-0	0-2	1	1	2	0	1	0	0	0	0	0	0	-5
	Team						1	4	5				0		0			
	Totals			33-67	12-31	8-12	13	36	49	16	14	86	18	11	7	2	4	30

Technical Fouls:NONE
Dead Ball Rebounds: 2, 0

Shooting By Period		
1st	FG%	9-15 60.0%
	3PT%	4-7 57.1%
	FT%	2-4 50%
2nd	FG%	6-15 40.0%
	3PT%	2-8 25.0%
	FT%	2-2 100%
3rd	FG%	9-19 47.4%
	3PT%	4-9 44.4%
	FT%	4-4 100%
4th	FG%	9-18 50.0%
	3PT%	2-7 28.6%
	FT%	0-2 0%
GM FG%		33-67 49.3%
GM 3PT%		12-31 38.7%
GM FT%		8-12 66.7%

	WOF	MTS
Biggest lead	0 (1st 10:00)	38 (4th 5:08)
Best Scoring Run	6(1st 0:49)	14(3rd 7:05)
Lead Changes	0	
Times Tied	1	
Time with Lead	00:00	38:31

Points from	WOF	MTS
Turnovers	13	16
Paint	8	38
Second Chance	4	15
Fast Breaks	4	16
Bench	20	23

Period by Period Scoring	1st	2nd	3rd	4th	TOT
WOF	9	15	14	18	56
MTS	24	16	26	20	86

MIDDLE TENNESSEE 67, WAKE FOREST 55

Second Round | March 21, 2022
Murphy Center
Murfreesboro, Tenn.

Official Basketball Box Score - Final
Wake Forest at Middle Tenn.
03/21/22 Murphy Center, Murfreesboro
2021-22 Women's Basketball

Game Time: 6:30 PM
Game Duration: 1:40
Attendance: 2,050
Officials: Brian Garland, Royce Blevins, Kristen Ball

Wake Forest - 55 Record: 16-17

NO.	Name		Min	FG M-A	3P M-A	FT M-A	Rebounds OR	DR	TOT	Fouls PF	FD	TP	AS	TO	ST	Blocks BS	BA	+/-
14	Niyah Becker	F	15:32	0-5	0-1	1-2	1	0	1	1	2	1	0	2	0	0	0	-16
23	Christina Morra	F	36:07	7-17	1-3	3-6	1	5	6	0	4	18	1	0	0	0	2	-5
0	Alyssa Andrews	G	28:01	0-7	0-3	1-2	4	1	5	2	1	1	0	2	0	0	0	-22
2	Kaia Harrison	G	35:10	5-9	0-0	0-0	0	3	3	1	2	10	4	1	0	0	1	-11
21	Elise Williams	G	31:40	3-9	2-4	5-5	2	3	5	4	7	13	2	4	3	0	0	-2
20	Olivia Summiel		21:11	1-5	0-0	1-2	3	4	7	4	3	3	0	2	0	0	1	-15
11	Raegyn Conley		19:57	1-6	1-4	1-2	2	3	5	1	1	4	0	3	1	0	1	5
25	Demeara Hinds		07:44	1-3	0-0	1-1	5	1	6	1	2	3	1	2	0	1	1	9
5	Malaya Cowles		04:38	1-1	0-0	0-0	2	1	3	2	0	2	0	1	0	0	0	-3
	Team						2	4	6				0		0			
	Totals			19-62	5-19	12-18	20	24	44	16	22	55	8	17	4	1	6	-12

Technical Fouls:NONE
Dead Ball Rebounds: 4, 0

Shooting By Period		
1st	FG%	5-15 33.3%
	3PT%	1-5 20.0%
	FT%	2-2 100%
2nd	FG%	5-15 33.3%
	3PT%	0-4 0.0%
	FT%	2-6 33.3%
3rd	FG%	4-15 26.7%
	3PT%	1-4 25.0%
	FT%	2-3 66.7%
4th	FG%	5-17 29.4%
	3PT%	3-6 50.0%
	FT%	6-7 85.7%
GM FG%		19-62 30.6%
GM 3PT%		5-19 26.3%
GM FT%		12-18 66.7%

Middle Tenn. - 67 Record: 25-7

NO.	Name		Min	FG M-A	3P M-A	FT M-A	Rebounds OR	DR	TOT	Fouls PF	FD	TP	AS	TO	ST	Blocks BS	BA	+/-
33	Courtney Whitson	F	32:54	2-9	2-6	2-2	2	3	5	5	3	8	4	2	1	0	0	27
2	Anastasia Boldyreva	C	20:44	6-8	0-0	0-1	1	5	6	1	2	12	0	1	0	4	0	10
10	Jalynn Gregory	G	27:43	1-4	1-4	0-0	2	3	5	4	1	3	3	0	1	0	0	4
15	Dor Saar	G	36:36	4-9	1-4	0-0	0	2	2	1	1	9	5	4	1	0	0	15
23	Alexis Whittington	G	34:38	1-4	1-2	2-2	0	2	2	4	2	5	1	1	1	0	0	20
5	Kseniya Malashka		21:48	7-15	1-3	3-6	2	1	3	4	4	18	0	2	0	2	1	-2
1	Courtney Blakely		22:06	4-7	0-0	4-4	0	4	4	2	3	12	2	1	2	0	0	-4
22	Jada Grannum		03:46	0-0	0-0	0-0	0	1	1	1	0	0	0	0	0	0	0	-8
4	Gracie Dodgen		00:45	0-0	0-0	0-0	0	0	0	0	0	0	0	0	0	0	0	-2
	Team						2	4	6				0		2			
	Totals			25-56	6-19	11-15	9	25	34	22	16	67	15	13	6	6	1	12

Technical Fouls:NONE
Dead Ball Rebounds: 2, 0

Shooting By Period		
1st	FG%	7-15 46.7%
	3PT%	3-6 50.0%
	FT%	4-6 66.7%
2nd	FG%	7-12 58.3%
	3PT%	1-3 33.3%
	FT%	2-3 66.7%
3rd	FG%	9-16 56.3%
	3PT%	1-3 33.3%
	FT%	2-3 66.7%
4th	FG%	2-13 15.4%
	3PT%	0-6 0.0%
	FT%	4-6 66.7%
GM FG%		25-56 44.6%
GM 3PT%		6-19 31.6%
GM FT%		11-15 73.3%

	WAF	MTS
Biggest lead	2 (1st 9:34)	27 (4th 7:05)
Best Scoring Run	9(4th 2:52)	7(2nd 8:43)
Lead Changes	1	
Times Tied	2	
Time with Lead	00:32	37:44

Points from	WAF	MTS
Turnovers	11	15
Paint	20	28
Second Chance	9	10
Fast Breaks	1	15
Bench	12	30

Period by Period Scoring	1st	2nd	3rd	4th	TOT
WAF	13	12	11	19	55
MTS	20	18	21	8	67

MIDDLE TENNESSEE 55, VANDERBILT 53

Third Round | March 24, 2022
Murphy Center
Murfreesboro, Tenn.

Official Basketball Box Score - Final
Vanderbilt at Middle Tenn.
03/24/22 Murphy Center, Murfreesboro
2021-22 Women's Basketball

Game Time: 6:30 PM
Game Duration: 1:52
Attendance: 3,022
Officials: Billy Smith, Natasha Harris, Troy Winders

Vanderbilt - 53 Record: 16-19

NO.	Name		Min	FG M-A	3P M-A	FT M-A	Rebounds OR	DR	TOT	Fouls PF	FD	TP	AS	TO	ST	Blocks BS	BA	+/-
35	Sacha Washington	F	23:31	5-10	0-0	2-2	1	7	8	4	1	12	0	0	0	1	0	3
50	Kaylon Smith	F	29:27	2-7	1-4	0-0	0	1	1	5	2	5	1	3	1	0	0	-2
3	Jordyn Cambridge	G	39:13	5-9	0-1	4-7	0	4	4	3	5	14	1	4	4	1	2	-2
21	Bella LaChance	G	25:47	0-2	0-0	2-2	0	4	4	2	1	2	0	1	1	0	1	4
23	Iyana Moore	G	40:00	5-12	2-5	2-3	0	0	0	3	2	14	1	4	3	0	2	-2
5	Yadryan Chambers		19:09	0-2	0-0	3-4	1	2	3	3

WNIT HISTORY

MIDDLE TENNESSEE 73, TOLEDO 71

Quarterfinals | March 28, 2022
John F. Savage Arena
Toledo, Ohio

Official Basketball Box Score - Final
Middle Tenn. at Toledo
03/28/22 John F. Savage Arena, Toledo, Ohio
2021-22 Women's Basketball

Game Time: 7:00 PM
Game Duration: 2:09
Attendance: 4,083

Officials: Cameron Inouye, Maggie Tiernan, Roy Gulbeyan

Middle Tenn. - 73 — **Record: 27-7**

NO.	Name		Min	FG M-A	3P M-A	FT M-A	Rebounds OR	DR	TOT	Fouls PF	FD	TP	AS	TO	ST	Blocks BS	BA	+/-
33	Courtney Whitson	F	41:48	6-13	4-9	2-2	2	5	7	5	1	18	1	2	1	0	0	2
2	Anastasiia Boldyreva	C	27:18	13-20	1-1	1-2	0	3	3	1	2	28	0	2	1	3	1	-1
10	Jalynn Gregory	G	38:06	0-4	0-1	2-2	0	0	0	1	1	2	0	2	3	0	0	5
15	Dor Saar	G	45:00	3-11	2-5	0-2	0	7	7	2	2	8	6	4	4	0	0	2
23	Alexis Whittington	G	37:16	1-3	0-0	0-0	0	2	2	3	1	2	3	0	3	0	0	-3
5	Kseniya Malashka		16:25	5-11	0-0	2-3	2	4	6	4	4	12	0	3	2	1	0	9
1	Courtney Blakely		15:46	0-2	0-0	1-2	1	2	3	0	1	1	1	2	0	0	0	1
22	Jada Grannum		03:21	1-1	0-0	0-0	1	0	1	1	0	2	0	0	0	0	0	-5
Team							1	1	2			0		0				
Totals				29-65	7-16	8-13	7	24	31	17	12	73	11	15	14	4	1	2

Technical Fouls: NONE

Shooting By Period	
1st FG%	8-17 47.1%
3PT%	4-6 66.7%
FT%	0-0 0%
2nd FG%	9-23 20.0%
3PT%	1-5 20.0%
FT%	2-3 66.7%
3rd FG%	7-15 46.7%
3PT%	0-2 0.0%
FT%	0-0 0%
4th FG%	7-12 58.3%
3PT%	1-2 50.0%
FT%	4-4 100%
OT FG%	4-6 66.7%
3PT%	1-1 100.0%
FT%	2-6 33.3%
GM FG%	29-65 44.6%
3PT%	7-16 43.8%
FT%	8-13 61.5%

Dead Ball Rebounds: 1, 0

Toledo - 71 — **Record: 29-6**

NO.	Name		Min	FG M-A	3P M-A	FT M-A	Rebounds OR	DR	TOT	Fouls PF	FD	TP	AS	TO	ST	Blocks BS	BA	+/-
34	Jessica Cook	F	15:20	1-3	0-0	2-2	0	3	3	2	2	4	0	1	0	0	1	6
2	Sophia Wiard	G	43:00	3-6	0-2	0-0	0	4	4	0	1	6	8	6	1	0	0	-1
5	Quinesha Lockett	G	39:01	4-11	0-2	2-2	1	6	7	4	3	10	2	7	1	0	0	2
22	Khera Goss	G	30:53	5-6	2-2	0-0	0	2	2	1	2	12	0	2	1	0	0	-7
33	Sammi Mikonowicz	G	45:00	5-11	4-7	3-5	1	12	13	2	5	17	3	5	1	0	1	-2
51	Hannah Noveroske		17:45	2-5	0-0	2-2	1	4	5	1	1	6	1	1	0	1	1	-4
1	Nan Garcia		11:55	2-8	0-2	0-2	1	0	1	0	1	4	1	0	1	0	1	-4
12	Jayda Jansen		22:06	4-5	1-1	3-3	2	1	3	2	2	12	0	0	2	0	0	0
Team							1	1	2			0		1				
Totals				26-55	7-16	12-16	7	33	40	12	17	71	15	23	7	1	4	-2

Technical Fouls: NONE

Shooting By Period	
1st FG%	5-9 55.6%
3PT%	1-3 33.3%
FT%	2-2 100%
2nd FG%	5-9 55.6%
3PT%	2-5 40.0%
FT%	6-8 75%
3rd FG%	7-14 50.0%
3PT%	2-2 100.0%
FT%	0-0 0%
4th FG%	6-17 35.3%
3PT%	1-5 20.0%
FT%	2-4 50%
OT FG%	3-6 50.0%
3PT%	1-1 100.0%
FT%	2-2 100%
GM FG%	26-55 47.3%
3PT%	7-16 43.8%
FT%	12-16 75.0%

Dead Ball Rebounds: 2, 0

	MTSU	TOL
Biggest lead	7 (1st 2:22)	8 (1st 6:55)
Best Scoring Run	15 (1st 2:22)	9 (2nd 7:09)
Lead Changes	7	
Times Tied	15	
Time with Lead	16:44	19:18

Points from	MTSU	TOL
Turnovers	23	16
Paint	38	34
Second Chance	4	7
Fast Breaks	3	14
Bench	15	22

Period by Period Scoring	1st	2nd	3rd	4th	OT1	TOT
MTSU	20	9	14	19	11	73
TOL	13	18	16	15	9	71

LIVESTATS BY GAMES SPORTS

SETON HALL 74, MIDDLE TENNESSEE 73

Semifinals | March 31, 2022
Murphy Center
Murfreesboro, Tenn.

Official Basketball Box Score - Final
Seton Hall at Middle Tenn.
03/31/22 Murphy Center, Murfreesboro
2021-22 Women's Basketball

Game Time: 6:30 PM
Game Duration: 1:46
Attendance: 4,002

Officials: Felicia Grinter, Brian Hall, Nykeshia Thompson

Seton Hall - 74 — **Record: 24-12**

NO.	Name		Min	FG M-A	3P M-A	FT M-A	Rebounds OR	DR	TOT	Fouls PF	FD	TP	AS	TO	ST	Blocks BS	BA	+/-
10	Mya Bembry	F	33:24	2-8	0-0	0-0	2	4	6	0	0	4	1	1	1	2	1	17
14	Sidney Cooks	F	32:14	10-13	4-4	4-4	0	7	7	4	3	28	2	2	0	1	1	12
3	Lauren Park-Lane	G	40:00	7-17	1-4	1-1	0	5	5	0	3	16	10	5	1	2	0	1
4	Andra Espinoza-Hunter	G	38:03	5-10	2-5	1-2	2	4	6	2	3	13	3	2	3	0	0	-7
5	Mya Jackson	G	30:14	5-10	3-6	0-0	1	3	4	0	0	13	1	1	0	0	1	-2
15	Katie Armstrong		08:36	0-2	0-0	0-0	0	0	0	0	0	0	0	1	0	0	0	5
22	Amari Wright		10:01	0-0	0-0	0-0	0	1	1	2	0	0	1	0	2	0	0	5
20	Curtessia Dean		07:28	0-1	0-1	0-0	0	1	1	3	1	0	1	0	0	0	0	8
Team							1	2	3			0		1				
Totals				29-61	10-20	6-7	6	27	33	12	10	74	20	12	7	5	3	1

Technical Fouls: Bench 4th 10:00

Shooting By Period	
1st FG%	7-18 38.9%
3PT%	2-3 66.7%
FT%	0-0 0%
2nd FG%	9-15 60.0%
3PT%	4-7 57.1%
FT%	0-0 0%
3rd FG%	7-16 43.8%
3PT%	3-6 50.0%
FT%	2-2 100%
4th FG%	6-12 50.0%
3PT%	1-4 25.0%
FT%	4-5 80%
GM FG%	29-61 47.5%
3PT%	10-20 50.0%
FT%	6-7 85.7%

Dead Ball Rebounds: 0, 0

Middle Tenn. - 73 — **Record: 27-8**

NO.	Name		Min	FG M-A	3P M-A	FT M-A	Rebounds OR	DR	TOT	Fouls PF	FD	TP	AS	TO	ST	Blocks BS	BA	+/-
33	Courtney Whitson	F	39:34	2-11	1-7	2-2	3	5	8	2	2	7	2	3	2	0	1	-1
2	Anastasiia Boldyreva	C	12:26	5-8	1-1	1-2	2	3	5	2	3	12	0	1	0	0	0	-15
10	Jalynn Gregory	G	40:00	4-10	2-7	0-0	1	2	3	2	0	10	1	0	2	0	1	-1
15	Dor Saar	G	40:00	6-11	5-9	2-2	0	6	6	0	0	19	3	2	1	0	1	-1
23	Alexis Whittington	G	26:29	0-2	0-0	0-0	1	1	2	1	1	0	1	0	0	0	1	-5
1	Courtney Blakely		13:35	0-5	0-2	0-0	2	3	5	2	1	0	4	1	1	0	1	5
5	Kseniya Malashka		27:56	8-18	2-7	7-8	4	5	9	1	4	25	2	2	1	3	0	14
Team							0	2	2					0		2		
Totals				25-65	11-33	12-14	13	27	40	10	11	73	13	11	7	3	5	-1

Technical Fouls: NONE

Shooting By Period	
1st FG%	6-17 35.3%
3PT%	2-7 28.6%
FT%	0-0 0%
2nd FG%	5-18 27.8%
3PT%	2-8 25.0%
FT%	0-0 0%
3rd FG%	8-16 50.0%
3PT%	5-11 45.5%
FT%	3-4 75%
4th FG%	6-14 42.9%
3PT%	2-7 28.6%
FT%	9-10 90%
GM FG%	25-65 38.5%
3PT%	11-33 33.3%
FT%	12-14 85.7%

Dead Ball Rebounds: 2, 0

	SHU	MTS
Biggest lead	22 (2nd 3:28)	4 (4th 1:06)
Best Scoring Run	20 (2nd 3:28)	11 (4th 1:06)
Lead Changes	3	
Times Tied	2	
Time with Lead	35:40	02:12

Points from	SHU	MTS
Turnovers	13	15
Paint	26	24
Second Chance	5	3
Fast Breaks	8	17
Bench	0	25

Period by Period Scoring	1st	2nd	3rd	4th	TOT
SHU	16	22	19	17	74
MTS	14	12	24	23	73

LIVESTATS BY GAMES SPORTS

POST-SEASON RECORDS

POINTS

1.	Alysha Clark	34	March 22, 2009	at Michigan State
2.	Kim Webb	33	March 17, 1985	at Western Kentucky
3.	Amber Holt	32	March 21, 2008	at Kentucky*
4.	Jamie Thomatis	30	March 14, 2001	at Indiana*
	Amber Holt	30	March 19, 2008	vs. Western Carolina*
6.	Ty Petty	29	March 26, 2015	vs. Ole Miss*
7.	Anastasiia Boldyreva	28	March 28, 2022	at Toledo*
	Alex Johnson	28	March 19, 2017	vs. Wake Forest*
	Ty Petty	28	March 19, 2017	vs. Wake Forest*
10.	Alice Lawrence	27	March 17, 1985	vs. Western Kentucky

FIELD GOALS MADE

1.	Alysha Clark	14	March 22, 2009	at Michigan State
2.	Kim Webb	13	March 17, 1985	at Western Kentucky
	Anastasiia Boldyreva	13	March 28, 2022	at Toledo*
3.	Amber Holt	12	March 21, 2008	at Kentucky*
4.	Jamie Thomatis	11	March 14, 2001	at Indiana*
	Patrice Holmes	11	March 19, 2005	vs. North Carolina State
	Ty Petty	11	March 26, 2015	vs. Ole Miss*
	Chrissy Givens	11	March 18, 2006	vs. Utah
8.	Amber Holt	10	March 17, 2007	vs. Gonzaga
	Amber Holt	10	March 19, 2008	vs. Western Carolina
	Alex Johnson	10	March 19, 2016	vs. Florida State
	Alex Johnson	10	March 16, 2017	vs. Morehead State*
	Alex Johnson	10	March 19, 2017	vs. Wake Forest*

FIELD GOAL PERCENTAGE (MIN. 10 ATTEMPTS)

1.	Amber Holt	.769 (10-13)	March 19, 2008	vs. Western Carolina*
2.	Anna Jones	.727 (8-11)	March 21, 2019	vs. IUPUI*
3.	Amber Holt	.714 (10-14)	March 17, 2007	vs. Gonzaga
	Alex Johnson	.714 (10-14)	March 19, 2017	vs. Wake Forest*
5.	Ty Petty	.688 (11-16)	March 26, 2015	vs. Ole Miss*
6.	Kim Webb	.667 (8-12)	March 14, 1984	vs. Tennessee
7.	A. Boldyreva	.650 (133-20)	March 28, 2022	at Toledo*
8.	Brea Edwards	.636 (7-11)	March 22, 2015	vs. Arkansas State*
9.	Lianne Beck	.615 (8-13)	March 16, 1988	at Kansas
	Krystle Horton	.615 (8-13)	March 21, 2004	vs. North Carolina

3-POINT FIELD GOALS MADE

1.	Sandy Brown	5	March 16, 1988	vs. Kansas
	Patrice Holmes	5	March 21, 2005	vs. Texas Tech
	Jalynn Gregory	5	March 17, 2022	vs. Wofford*
	Dor Saar	5	March 31, 2022	vs. Seton Hall*
	Johnna Abney	5	March 18, 2006	vs. Utah
4.	Kelly Chastain	4	March 14, 1998	vs. Duke
	Patrice Holmes	4	March 21, 2004	vs. North Carolina
	Brea Edwards	4	March 22, 2015	vs. Arkansas State*
	Icelyn Elie	4	March 24, 2013	at Louisville
	Brandi Brown	4	March 21, 2010	vs. Mississippi State
	Dor Saar	4	March 17, 2022	vs. Wofford*
	Courtney Whitson	4	March 28, 2022	at Toledo*

3-POINT FIELD GOAL PERCENTAGE (MIN. 4 ATTEMPTS)

1.	Brea Edwards	1.000 (4-4)	March 22, 2015	vs. Arkansas State*
2.	Krystle Horton	.750 (3-4)	March 19, 2005	vs. N.C. State
	Chelsea Lymon	.750 (3-4)	March 19, 2008	vs. Western Carolina*
	Ty Petty	.750 (3-4)	March 16, 2017	vs. Morehead State*
5.	Jalynn Gregory	.714 (5-7)	March 17, 2022	vs. Wofford*
6.	Kelly Chastain	.667 (4-6)	March 14, 1998	at Duke
	Icelyn Elie	.667 (4-6)	March 24, 2013	at Louisville
	Dor Saar	.667 (4-6)	March 17, 2022	vs. Wofford*
8.	Jackie Pickel	.600 (3-5)	March 19, 2007	vs. Marist
	Brandi Brown	.600 (3-5	March 19, 2008	vs. Western Carolina*

FREE THROWS MADE

1.	Ty Petty	12	March 19, 2017	vs. Wake Forest*
	Amber Holt	10	March 19, 2008	vs. Western Carolina*
3.	Alice Lawrence	9	March 17, 1985	at Western Kentucky
4.	Jamie Thomatis	8	March 14, 2001	at Indiana*
	Anna Jones	8	March 21, 2019	at Ohio*
6.	Eva Lemeh	7	March 15, 1983	at Jackson State
	Kim Webb	7	March 17, 1985	at Western Kentucky
	Olivia Jones	7	March 29, 2015	vs. Temple*
	Alex Johnson	7	March 19, 2017	vs. Wake Forest*
	Kseniya Malashka	7	March 31, 2022	vs. Seton Hall*

FREE THROW PERCENTAGE (MIN. 6 ATTEMPTS)

1.	Ty Petty	100.0 (12-12)	March 19, 2017	vs. Wake Forest*
	Amber Holt	100.0 (10-10)	March 19, 2008	vs. Western Carolina*
	Alex Johnson	100.0 (7-7)	March 19, 2017	vs. Wake Forest*
	Carlita Elder	100.0 (6-6)	March 11, 1999	at Memphis*
	Chrissy Givens	100.0 (6-6)	March 17, 2007	vs. Gonzaga
	Alex Johnson	100.0 (6-6)	March 16, 2017	vs. Morehead State*
7.	Alice Lawrence	.900 (9-10)	March 17, 1985	at Western Kentucky
8.	Kim Webb	.875 (7-8)	March 17, 1985	at Western Kentucky
	Olivia Jones	.875 (7-8)	March 29, 2015	vs. Temple*
10.	Keisha McClinic	.857 (6-7)	March 21,2004	vs. North Carolina
	Olivia Jones	.857 (6-7)	March 26, 2015	vs. Ole Miss*
	Anastasia Hayes	.857 (6-7)	March 21, 2021	vs. Tennessee

REBOUNDS

1.	Brea Edwards	20	March 29, 2015	vs. Temple*
2.	Icelyn Elie	16	March 18, 2012	at Vanderbilt
	Ebony Rowe	16	March 18, 2012	at Vanderbilt
4.	A'Queen Hayes	15	March 24, 2019	at Ohio*
5.	Alysha Clark	14	March 21, 2010	vs. Mississippi State
6.	Ebony Rowe	12	March 24, 2013	at Louisville
	Olivia Jones	12	March 22, 2015	vs. Arkansas State*
	Brea Edwards	12	March 19, 2015	vs. Ball State*
	Brea Edwards	12	March 22, 2015	vs. Arkansas State*
	Alex Johnson	12	March 16, 2017	vs. Morehead State*

ASSISTS

1.	Chrissy Givens	11	March 18, 2006	vs. Utah
2.	Sherry Smith	8	March 17, 1983	at Louisiana Tech
3.	Kim Webb	7	March 12, 1986	at South Carolina
	Lori Gross	7	March 12, 1986	at South Carolina
	Shanice Cason	7	March 18, 2012	at Vanderbilt
	Ty Petty	7	March 26, 2015	vs. Ole Miss*
	Ty Petty	7	March 19, 2016	vs. Florida State
	Abbey Sissom	7	March 15, 2018	at Ball State*

BLOCKS

1.	Anastasiia Boldyreva	4	March 24, 2022	vs. Vanderbilt*
	Kseniya Malashka	4	March 28, 2022	at Toledo*
2.	Kay Willbanks	3	March 16, 1986	at LSU
	Kay Willbanks	3	March 12, 1986	at South Carolina
	Anastasiia Boldyreva	3	March 28, 2022	at Toledo*
	Kseniya Malashka	3	March 31, 2022	at Seton Hall*

STEALS

1.	Olivia Jones	8	March 19, 2015	vs. Ball State*
2.	Keisha McClinic	6	March 23, 2004	at Notre Dame
3.	Kim Webb	5	March 12, 1986	at South Carolina
	Chrissy Givens	5	March 17, 2007	vs. Gonzaga
	Olivia Jones	5	March 29, 2015	vs. Temple*
	Ty Petty	5	March 23, 2017	at Georgia Tech*

** - indicates Women's NIT game*

POST-SEASON RECORDS

POINTS

1.	104	vs. Western Carolina*	March 19, 2008
2.	86	vs. Wofford*	March 17, 2022
3.	85	vs. Gonzaga	March 17, 2007
4.	83	at Western Kentucky	March 17, 1985
5.	82	vs. Ole Miss*	March 26, 2015

FIELD GOALS MADE

1.	36	vs. Western Carolina*	March 19, 2008
2.	35	at South Carolina	March 12, 1986
3.	34	vs. Gonzaga	March 17, 2007
4.	33	vs. Wofford*	March 17, 2022
5.	32	at Kansas	March 16, 1988
	32	at Western Kentucky	March 17, 1985

FIELD GOAL PERCENTAGE

1.	59.6	vs. Ole Miss*	March 26, 2015
2.	59.0	vs. Western Carolina*	March 19, 2008
3.	50.8	at Western Kentucky	March 17, 1985
4.	49.3	vs. Wofford*	March 17, 2022
5.	47.9	vs. Gonzaga	March 17, 2007

3-POINT FIELD GOALS MADE

1.	13	vs. Western Carolina*	March 19, 2008
2.	12	vs. Mississippi State	March 21, 2010
	12	vs. Wofford*	March 17, 2022
4.	11	vs. Seton Hall*	March 31, 2022
5.	10	vs. Utah	March 18, 2006
	10	vs. Tennessee	March 21, 2021

3-POINT FIELD GOAL PERCENTAGE

1.	.533	at Kansas	March 16, 1988
2.	.520	vs. Western Carolina*	March 19, 2008
3.	.500	vs. Utah	March 18, 2006
	.500	at Duke	March 14, 1998
	.500	vs. Morehead State*	March 16, 2017

FREE THROWS MADE

1.	24	vs. IUPUI*	March 21, 2019
2.	23	vs. Wake Forest*	March 19, 2017
3.	21	vs. Ole Miss*	March 26, 2015
4.	19	vs. Western Carolina*	March 19, 2008
	19	at Western Kentucky	March 17, 1985

FREE THROW PERCENTAGE

1.	95.0	vs. Western Carolina*	March 19, 2008
2.	93.3	vs. North Carolina	March 21, 2004
3.	92.0	vs. Wake Forest*	March 19, 2017
4.	90.9	vs. IUPUI*	March 21, 2019
5.	85.7	vs. Marist	March 19, 2007
	85.7	at Duke	March 14, 1998
	85.7	vs. Seton Hall*	March 31, 2022

REBOUNDS

1.	51	vs. Arkansas State*	March 22, 2015
2.	49	vs. Wofford*	March 17, 2022
3.	48	at South Carolina	March 12, 1986
4.	45	at Ball State*	March 15, 2018
5.	44	at LSU	March 16, 1986
	44	at Ohio*	March 24, 2019

ASSISTS

1.	23	vs. Western Carolina*	March 19, 2008
2.	20	at South Carolina	March 12, 1986
3.	19	vs. Mississippi State	March 21, 2010
4.	18	at Duke	March 14, 1998
5.	16	vs. Utah	March 18, 2006
	16	vs. North Carolina	March 21, 2004
	16	vs. Florida State	March 19, 2016
	16	vs. Wofford*	March 17, 2022

BLOCKS

1.	6	at Western Kentucky	March 17, 1985
	6	vs. Wake Forest*	March 21, 2022
	6	vs. Vanderbilt*	March 24, 2022
4.	5	at Tennessee	March 17, 1984
	5	at Louisville	March 24, 2013
	5	at Georgia Tech*	March 23, 2017
	5	at Ohio*	March 24, 2019

STEALS

1.	17	vs. Ball State*	March 19, 2015
	17	vs. Gonzaga	March 17, 2007
3.	15	at Notre Dame	March 23, 2004
4.	14	vs. Temple*	March 29, 2015
5.	13	at Memphis*	March 11, 1999

** - indicates Women's NIT game*

ANNUAL TEAM HISTORY

1975-76 SCHEDULE

RECORD: 15-9
HOME: 5-3 | AWAY: 7-2 | NEUTRAL: 3-4
HEAD COACH: PAT JONES

D. 4	**MURRAY STATE**	**W, 66-50**
D. 10	**LAMBUTH**	**W, 83-21**
D. 13	**HIWASSEE JC**	**L, 70-71**
J. 7	**CHATTANOOGA**	**W, 93-66**
J. 10	at Hiwassee JC	L, 60-72
J. 13	**UNION (TENN.)**	**L, 76-83**
J. 17	**TENNESSEE TECH**	**L, 75-86**
J. 19	**ETSU**	**W, 85-45**
J. 24	**UT-MARTIN**	**W, 91-66**
F. 2	at Murray State	W, 55-44
F. 6	[1] at Memphis JV	W, 77-35
F. 6	[1] vs. Mississippi University for Women	L, 63-72
F. 7	[1] vs. Murray State	W, 64-57
F. 7	[1] vs. Mississippi State	L, 73-78
F. 15	at ETSU	W, 67-49
F. 16	at Tennessee Tech	L, 58-99
F. 17	at Chattanooga	W, 89-57
F. 24	at UT-Martin	W, 81-76
F. 27	at Lambuth	W, 77-56
F. 28	at Union (Tenn.)	W, 95-94
M. 4	[2] vs. UT-Martin	W, 87-79
M. 4	[2] vs. Memphis	W, 75-52
M. 6	[2] vs. Tennessee Tech	L, 68-84
M. 6	[2] vs. Tennessee	L, 70-73

1 – Memphis State Invitational, Memphis, Tenn.
2 – TCWSF State Tournament, Johnson City, Tenn.

1975-76 ROSTER

No.	Name	Cl.	Pos.	Ht.	Hometown
10	Gail Wilson	FR	C	5-11	McMinnville, Tenn.
12	Sherry Coker*	SO	G	5-5	White House, Tenn.
13	Sharen Armstrong^	JR	G	5-5	Athens, Tenn.
15	Lynn Liggett	FR	G	5-5	Tullahoma, Tenn.
22	Sharon McClannahan*	FR	C	6-0	Centerville, Tenn.
30	Stephanie Johnson*	SO	F	5-10	Maryville, Tenn.
32	Kay Greene	JR	C	5-10	Etowah, Tenn.
33	Sharon Sliger	JR	G	5-5	Athens, Tenn.
34	Shelly Hoffman^	FR	G	5-7	Lebanon, Tenn.
35	Vikki Chandley	JR	F	5-8	Nashville, Tenn.
40	Barbara Biles	FR	C	5-11	McMinnville, Tenn.
42	Susie Anderson	SO	C	5-10	Westmoreland, Tenn.
43	Carol Lance	SO	C	6-0	Shelbyville, Tenn.
44	Bonnie Angus*	FR	F	5-7	Lebanon, Tenn.
45	Denise Rousseau	SO	G	5-5	Tullahoma, Tenn.
50	Jan Zitney*	SO	G	5-4	Shelbyville, Tenn.

* - primary starter; ^ - top-two reserve

1976-77 SCHEDULE

RECORD: 20-5
HOME: 12-1 | AWAY: 6-3 | NEUTRAL: 2-1
HEAD COACH: PAT JONES

N. 29	**SHORTER**	**L, 69-73**
D. 1	**VANDERBILT**	**W, 91-26**
D. 6	**MARYVILLE**	**W, 116-46**
D. 18	**CHATTANOOGA**	**W, 101-63**
D. 18	at Maryville (Forfeit)	W, 2-0
J. 8	at ETSU	W, 81-63
J. 10	at Tennessee Tech (6)	L, 67-97
J. 15	**UNION (TENN.)**	**W, 91-88**
J. 17	**MOREHEAD STATE**	**W, 91-80**
J. 22	at Murray State	W, 79-52
J. 24	**AUSTIN PEAY**	**W, 82-52**
J. 31	at Chattanooga	W, 85-74
F. 5	**TENNESSEE TECH (6)**	**W, 80-78**
F. 11	**[1] CHATTANOOGA**	**W, 95-73**
F. 11	**[1] MURRAY STATE**	**W, 92-63**
F. 13	at Vanderbilt	W, 89-41
F. 17	**ETSU**	**W, 88-67**
F. 19	at Austin Peay	W, 82-46
F. 21	**MURRAY STATE**	**W, 90-53**
F. 26	**WESTERN KENTUCKY**	**W, 89-81**
F. 28	at Union (Tenn.)	L, 90-93 (OT)
M. 2	[2] vs. UT-Martin	W, 69-67
M. 2	[2] vs. Tennessee (10)	L, 66-87
M. 4	[2] vs. ETSU	W, 75-73
M. 4	[2] at Memphis (16)	L, 68-84

1 – MTSU Invitational, Murfreesboro, Tenn.
2 – TCWSF State Tournament, Memphis, Tenn.

1976-77 ROSTER

No.	Name	Cl.	Pos.	Ht.	Hometown
10	Linda Carter	JR	G	5-5	Dechard, Tenn.
13	Sharen Armstrong	SR	G	5-5	Englewood, Tenn.
22	Sharon McClannahan*	SO	C	6-0	Centerville, Tenn.
25	Liz Hannah*	JR	F	5-10	Cleveland, Tenn.
30	Stephanie Johnson	JR	F	5-10	Maryville, Tenn.
32	Kay Greene	SR	C	5-10	Etowah, Tenn.
33	Kathy Riley*	FR	F	5-8	Smyrna, Tenn.
34	Shelly Hoffman	SO	G/F	5-7	Lebanon, Tenn.
40	Barbara Biles^	SO	C	5-10	McMinnville, Tenn.
41	Nancy Bolen	FR	G	5-5	Murfreesboro, Tenn.
42	Patrice Amos^	FR	C	6-0	Franklin, Tenn.
43	Carol Lance	JR	C	6-0	McMinnville, Tenn.
44	Bonnie Angus	SO	F	5-8	Lebanon, Tenn.
50	Jan Zitney*	JR	G	5-5	Shelbyville, Tenn.
55	Karen Carter*	JR	F	5-8	Dechard, Tenn.

* - primary starter; ^ - top-two reserve

1977-78 SCHEDULE

RECORD: 15-13
HOME: 7-5 | AWAY: 6-5 | NEUTRAL: 2-3
HEAD COACH: PAT SARVER

N. 18	**[1] MISSISSIPPI STATE**	**W, 83-70**
N. 18	**[1] KENTUCKY (19)**	**L, 80-82**
D. 3	**ALABAMA**	**L, 69-75**
D. 10	**UNION (TENN.)**	**W, 80-69**
D. 15	[2] vs. Southern Miss	W, 82-75 (OT)
D. 16	[2] at Blue Mountain	W, 76-59
D. 17	[2] vs. Berry	L, 53-77
J. 7	at Morehead State	L, 89-94 (OT)
J. 9	at Union (Tenn.)	W, 92-84
J. 11	**MISSOURI (18)**	**L, 65-81**
J. 14	**TENNESSEE TECH**	**L, 81-88**
J. 16	**ETSU**	**W, 82-71**
J. 17	**TENNESSEE (2)**	**L, 79-87**
J. 21	**AUSTIN PEAY**	**W, 90-52**
J. 23	at Murray State	W, 89-65
J. 28	**WESTERN KENTUCKY**	**W, 74-70**
J. 30	at Memphis (19)	L, 86-101
J. 31	at UT-Martin	W, 89-61
F. 13	**EASTERN KENTUCKY**	**W, 94-67**
F. 15	at Tennessee Tech	L, 66-81
F. 16	at ETSU	L, 72-86
F. 18	**MURRAY STATE**	**W, 92-73**
F. 20	at Austin Peay	W, 72-70
F. 25	at Western Kentucky	L, 63-83
M. 1	[3] at UT-Martin	W, 70-54
M. 2	[3] vs. Tennessee Tech	L, 68-96
M. 3	[3] vs. ETSU	W, 98-79
M. 3	[3] vs. Memphis (13)	L, 62-74

1 – MTSU Tipoff Tournament, Murfreesboro, Tenn.
2 – Blue Mountain Tournament, Blue Mountain, Miss.
3 – TCWSF State Tournament, Martin, Tenn.

1977-78 ROSTER

No.	Name	Cl.	Pos.	Ht.	Hometown
10	Linda Carter*	SR	G	5-5	Dechard, Tenn.
22	Sharon McClannahan^	JR	F/C	6-0	Centerville, Tenn.
25	Liz Hannah*	SR	F	5-10	Cleveland, Tenn.
30	Robbie Bailey	FR	G	5-4	Tullahoma, Tenn.
33	Kathy Riley	SO	FR	5-9	Smyrna, Tenn.
34	Shelly Hoffman	JR	G	5-7	Lebanon, Tenn.
40	Sherry McKinney*	JR	C/F	6-3	Fayetteville, Tenn.
41	Nancy Bolen	SO	G	5-5	Murfreesboro, Tenn.
42	Patrice Amos*	SO	C/F	6-1	Franklin, Tenn.
43	Carol Lance^	SR	C/F	6-0	McMinnville, Tenn.
44	Patty Floyd	SO	F	5-7	Smyrna, Tenn.
50	Jan Zitney*	SR	G	5-5	Shelbyville, Tenn.

* - primary starter; ^ - top-two reserve

ANNUAL TEAM HISTORY

1978-79 SCHEDULE

RECORD: 14-13, 6-4 OHIO VALLEY
HOME: 9-3 | AWAY: 5-6 | NEUTRAL: 0-4
HEAD COACH: LARRY JOE INMAN

N. 17	**[1] KENTUCKY**	**W, 90-87**
N. 18	**[1] MEMPHIS**	**L, 81-91**
N. 30	at Union (Tenn.)	L, 80-91
D. 2	**CHATTANOOGA**	**L, 59-60 (OT)**
D. 4	at Alabama	L, 84-90
D. 5	at Tennessee (1)	L, 63-87
D. 11	**VANDERBILT**	**W, 69-67**
D. 14	[2] vs. Mississippi (18)	L, 61-68
D. 14	[2] vs. Utah	L, 74-82
D. 16	[2] vs. Mississippi State (Forfeit)	L, 0-2
J. 6	*** MOREHEAD STATE**	**L, 67-74**
J. 8	*** EASTERN KENTUCKY**	**W, 75-61**
J. 13	* at Tennessee Tech	L, 73-107
J. 15	**UNION (TENN.)**	**W, 67-60**
J. 20	* at Austin Peay	W, 69-57
J. 22	*** MURRAY STATE**	**W, 87-79 (OT)**
J. 27	* at Western Kentucky	W, 86-79
J. 30	**MEMPHIS (19)**	**W, 65-63**
F. 3	at Chattanooga	W, 66-63
F. 8	* at Eastern Kentucky	L, 84-85
F. 13	**ETSU**	**W, 59-44**
F. 17	* at Murray State	L, 78-90
F. 19	*** AUSTIN PEAY**	**W, 90-77**
F. 21	at UT-Martin	W, 73-69
F. 24	*** WESTERN KENTUCKY**	**W, 82-63**
F. 26	at Vanderbilt	W, 74-70
F. 27	[3] vs. ETSU	L, 53-55

* – Ohio Valley Game
1 – MTSU Tipoff Tournament, Murfreesboro, Tenn.
2 – MUW Christmas Tournament, Columbus, Miss.
3 – TCWSF State Tournament, Knoxville, Tenn.

1978-79 ROSTER

No.	Name	Cl.	Pos.	Ht.	Hometown
10	Ileana Portik*	FR	F/C	6-1	Gheorgheni, Romania
13	Celisa Polk	FR	G	5-8	Springfield, Tenn.
22	Sharon McClannahan*	SR	C	6-0	Centerville, Tenn.
25	Pam Duff*	JR	G	5-6	Rockwood, Tenn.
30	Linda Perry*	JR	G	5-7	Hermitage, Tenn.
32	Debbie Shipley^	JR	F	5-9	Sale Creek, Tenn.
41	Nancy Bolen	JR	G	5-5	Murfreesboro, Tenn.
42	Josephine Wright^	SR	G	5-5	Nashville, Tenn.
43	Cindy Moore*	JR	F	5-10	Chattanooga, Tenn.

* - primary starter ^ - top-two reserve

1979-80 SCHEDULE

OHIO VALLEY CHAMPIONS
RECORD: 23-10, 10-1 OHIO VALLEY
HOME: 9-3 | AWAY: 11-4 | NEUTRAL: 3-3
HEAD COACH: LARRY JOE INMAN

N. 13	at Belmont	W, 73-70
N. 24	at Vanderbilt	W, 67-66
N. 26	**TENNESSEE (4)**	**L, 48-63**
D. 3	**[1] WESTERN KENTUCKY**	**W, 54-49**
D. 4	**[1] MOREHEAD STATE**	**L, 51-58**
D. 8	**BELMONT**	**W , 60-55**
D. 13	[2] vs. Mississippi	W, 69-63
D. 14	[2] vs. Tennessee Tech (19)	L, 68-71 (OT)
D. 15	[2] vs. Central Missouri	L, 70-72
D. 17	at Southern Miss	L, 65-77
J. 4	[3] at Northern Kentucky	L, 69-70
J. 5	[3] vs. Miami (Ohio)	W, 73-49
J. 7	at ETSU	W, 71-59
J. 10	*** TENNESSEE TECH**	**W, 72-57**
J. 14	at Tennessee State	W, 84-52
J. 17	*** AUSTIN PEAY**	**W, 72-48**
J. 19	* at Murray State	W, 80-62
J. 21	at Chattanooga	W, 77-76
J. 24	*** WESTERN KENTUCKY**	**W, 60-46**
J. 26	* at Morehead State	W, 70-61
J. 31	*** EASTERN KENTUCKY**	**W, 70-54**
F. 2	**UT-MARTIN**	**W, 63-49**
F. 4	**TENNESSEE STATE**	**W, 69-55**
F. 7	* at Tennessee Tech	L, 69-72
F. 9	at Memphis	W, 68-63
F. 12	**CHATTANOOGA**	**L, 57-61 (OT)**
F. 14	*** MURRAY STATE**	**W, 76-60**
F. 16	* at Austin Peay	W, 67-59
F. 21	* at Western Kentucky	W, 56-53
F. 23	* at Eastern Kentucky	W, 56-54
F. 28	[4] vs. Vanderbilt	W, 76-57
F. 29	[4] at Tennessee Tech (20)	L, 70-72
M. 1	[4] vs. Chattanooga	L, 62-84

* – Ohio Valley Game
1 – Ohio Valley Tipoff Tournament, Murfreesboro, Tenn.
2 – MUW Christmas Tournament, Columbus, Miss.
3 – Northern Kentucky Invitational, Highland Heights, Ky.
4 – TCWSF State Tournament, Cookeville, Tenn.

1979-80 ROSTER

No.	Name	Cl.	Pos.	Ht.	Hometown
10	Ileana Portik*	SO	C	6-1	Bucharest, Romania
13	Celisa Polk	SO	G/F	5-8	Springfield, Tenn.
14	Sherry Smith*	FR	G/F	5-7	Bethel Springs, Tenn.
25	Lindi Dye*	FR	C	6-0	Kennesaw, Ga.
33	Robin Baker^	FR	F/C	5-11	Bolivar, Tenn.
34	Ester Coleman*	FR	F	5-9	Humboldt, Tenn.
40	Jennifer Taylor	FR	F/G	5-10	Jonesboro, Tenn.
42	Josephine Wright*	SR	G	5-5	Nashville, Tenn.
43	Courtney Erickson	FR	F	5-9	Murfreesboro, Tenn.
44	Debra Winfree	FR	F/G	5-9	Savannah, Tenn.
55	Lisa Justice^	FR	C	6-0	Oliver Springs, Tenn.

* - primary starter; ^ - top-two reserve

1980-81 SCHEDULE

RECORD: 16-13, 6-3 OHIO VALLEY
HOME: 7-4 | AWAY: 8-4 | NEUTRAL: 1-5
HEAD COACH: LARRY JOE INMAN

D. 1	**BELMONT**	**W, 77-55**
D. 6	**VANDERBILT**	**L, 88-89**
D. 8	**TENNESSEE STATE**	**W, 84-67**
D. 18	[1] vs. Clemson (16)	L, 63-66
D. 19	[1] vs. South Alabama	L, 50-51
D. 20	[1] at Mississippi University for Women	W, 89-71
D. 28	[2] vs. Jackson State	L, 62-82
D. 29	[2] vs. Miami (Ohio)	W, 78-57
D. 30	[2] at Miami (Fla.)	L, 74-80
J. 3	*** MOREHEAD STATE**	**W, 73-68**
J. 8	* at Tennessee Tech	W, 76-66
J. 12	**ETSU**	**W, 74-72**
J. 15	* at Austin Peay	W, 89-67
J. 17	* at Murray State	L, 72-73
J. 19	at Tennessee State	W, 80-65
J. 22	* at Western Kentucky	L, 76-77
J. 24	**CHATTANOOGA**	**L, 71-80**
J. 26	**MEMPHIS**	**L, 61-79**
J. 31	* at Eastern Kentucky	W, 79-51
F. 2	at Chattanooga	L, 86-91
F. 5	*** TENNESSEE TECH**	**W, 81-78**
F. 7	at Belmont	W, 78-70
F. 12	*** MURRAY STATE**	**W, 75-74**
F. 14	*** AUSTIN PEAY**	**W, 74-65**
F. 16	at UT-Martin	W, 75-62
F. 19	*** WESTERN KENTUCKY**	**L, 88-94**
F. 26	[3] at Memphis	W, 70-66
F. 27	[3] vs. Tennessee (4)	L, 47-66
F. 28	[3] vs. Tennessee Tech	L, 79-87

* – Ohio Valley Game
1 – MUW Christmas Invitational, Columbus, Miss.
2 – Hurricane Classic, Miami, Fla.
3 – TCWSF State Tournament, Memphis, Tenn.

1980-81 ROSTER

No.	Name	Cl.	Pos.	Ht.	Hometown
10	Bobbie Kay Hamilton	FR	G	5-7	Savannah, Tenn.
13	Sherry Smith*	SO	G	5-7	Bethel Springs, Tenn.
22	Pat Bandjlich^	FR	F/C	6-0	Bridgewater, N.J.
25	Lindi Dye*	SO	F/C	6-0	Kennesaw, Ga.
30	Rhonda Miller	FR	F/C	6-0	Soddy Daisy, Tenn.
32	Trena Smiley	FR	G	5-7	Ridgetop, Tenn.
33	Robin Baker	SO	F	5-11	Bolivar, Tenn.
34	Ester Coleman*	SO	F	5-9	Humboldt, Tenn.
40	Cassandra Howard*	FR	F	5-9	Henderson, Tenn.
41	Daphne Newsom^	FR	G/F	5-9	Fayetteville, Tenn.
42	Robin Hendrix*	JR	C	6-3	Kokomo, Ind.
43	Courtney Erickson	SO	F	5-9	Murfreesboro, Tenn.
44	Debra Winfree	SO	G/F	5-9	Paragould, Ark.

* - primary starter; ^ - top-two reserve

ANNUAL TEAM HISTORY

1981-82 SCHEDULE

RECORD: 20-5, 9-3 OHIO VALLEY
HOME: 9-1 | AWAY: 10-3 | NEUTRAL: 1-1
HEAD COACH: LARRY JOE INMAN

N. 23	at Lipscomb	W, 95-60
N. 30	at Belmont	W, 78-72
D. 5	**TENNESSEE STATE**	**W, 53-43**
D. 10	* at Morehead State	W, 67-64
D. 12	* at Eastern Kentucky	W, 77-72
D. 19	*** TENNESSEE TECH**	**L, 67-81**
J. 8	[1] at Mississippi	L, 66-67
J. 9	[1] vs. South Alabama	W, 72-55
J. 14	* at Western Kentucky	L, 63-67
J. 16	at Tennessee State	W, 71-66
J. 18	at Chattanooga	W, 82-72
J. 21	*** MURRAY STATE**	**W, 90-67**
J. 23	*** AUSTIN PEAY**	**W, 85-73**
J. 25	**BELMONT**	**W, 92-65**
J. 30	* at Tennessee Tech	L, 68-74
F. 3	at Vanderbilt	W, 76-71
F. 6	**NORTH ALABAMA**	**W, 93-70**
F. 9	**CHATTANOOGA**	**W, 90-64**
F. 13	*** WESTERN KENTUCKY**	**W, 69-62**
F. 18	* at Murray State	W, 79-74
F. 20	* at Austin Peay	W, 68-64
F. 22	at North Alabama	W, 81-53
F. 25	*** MOREHEAD STATE**	**W, 86-57**
F. 27	*** EASTERN KENTUCKY**	**W, 62-55**
M. 3	[2] vs. Morehead State	L, 62-66

* – Ohio Valley Game
1 – Dial Classic, Oxford, Miss.
2 – Ohio Valley Championships, Cookeville, Tenn.

1981-82 ROSTER

No.	Name	Cl.	Pos.	Ht.	Hometown
10	Bobbie Kay Hamilton	SO	G	5-7	Savannah, Tenn.
12	Maria Salas	FR	G	5-6	Chattanooga, Tenn.
22	Pat Bandjlich	SO	F/C	6-0	Bridgewater, N.J.
25	Daphne Newsom^	SO	G/F	5-9	Shelbyville, Tenn.
30	Sherry Smith*	JR	G	5-7	Bethel Springs, Tenn.
32	Trena Smiley	SO	G	5-7	Ridgetop, Tenn.
34	Kim Upchurch	JR	G/F	5-10	Allardt, Tenn.
40	Eva Lemeh*	JR	G	5-8	Nashville, Tenn.
41	Venetia Jones^	FR	F/C	6-0	Winchester, Tenn.
42	Jennifer McFall*	FR	F/C	6-0	Columbia, Tenn.
43	Cyndi Lindley	FR	C	6-2	Haleyville, Ala.
44	Holly Hoover*	SO	C	6-2	Ringgold, Ga.
52	Robin Hendrix*	SR	C	6-3	Kokomo, Ind.

* - primary starter; ^ - top-two reserve

1982-83 SCHEDULE

OHIO VALLEY CHAMPIONS
OHIO VALLEY TOURNAMENT CHAMPIONS
RECORD: 26-5, 10-0 OHIO VALLEY
HOME: 10-1 | AWAY: 13-4 | NEUTRAL: 3-0
HEAD COACH: LARRY JOE INMAN

N. 26	**TENNESSEE STATE**	**W, 88-67**
D. 3	at Southern	W, 87-78
D. 4	at LSU	L, 65-67
D. 8	**WESTERN KENTUCKY**	**W, 71-64**
D. 13	**LIPSCOMB**	**W, 83-61**
D. 17	* at Morehead State	W, 66-51
D. 18	* at Eastern Kentucky	W, 72-69 (OT)
J. 3	**CHATTANOOGA**	**L, 67-74**
J. 6	at Kentucky (5)	L, 68-73
J. 8	at Belmont	W, 91-72
J. 15	* at Tennessee Tech	W, 74-72
J. 19	at Vanderbilt	W, 86-81
J. 22	* at Murray State	W, 75-68
J. 24	at UT-Martin	W, 75-68
J. 28	*** AUSTIN PEAY**	**W, 74-52**
J. 29	**BELMONT**	**W , 80-60**
F. 1	at Tennessee State	W, 77-68
F. 4	[1] vs. Mississippi State	W, 79-76 (OT)
F. 5	[1] at Arkansas	L, 72-73
F. 12	*** TENNESSEE TECH**	**W, 95-77**
F. 16	**VANDERBILT**	**W, 73-66 (OT)**
F. 19	*** MURRAY STATE**	**W, 96-68**
F. 21	**UT-MARTIN**	**W, 86-65**
F. 26	* at Austin Peay	W, 87-73
M. 1	at Chattanooga	W, 94-79
M. 4	*** MOREHEAD STATE**	**W, 81-53**
M. 5	* at Eastern Kentucky	W, 73-66
M. 9	[2] vs. Murray State	W, 84-73
M. 10	[2] vs. Morehead State	W, 74-61
M. 15	[3] at Jackson State	W, 64-61
M. 17	[4] at Louisiana Tech (1)	L, 59-91

* – Ohio Valley Game
1 – Lady Razorback Invitational, Fayetteville, Ark.
2 – Ohio Valley Championships, Cookeville, Tenn.
3 – NCAA Tournament, Jackson, Miss.
4 – NCAA Tournament, Ruston, La.

1982-83 ROSTER

No.	Name	Cl.	Pos.	Ht.	Hometown
10	Bobbie Kay Hamilton	JR	G	5-7	Savannah, Tenn.
12	Maria Salas	SO	G	5-6	Chattanooga, Tenn.
22	Pat Bandjlich	JR	F/C	6-1	Bridgewater, N.J.
30	Sherry Smith*	SR	G	5-7	Bethel Springs, Tenn.
33	Patricia Allen^	SR	G/F	5-7	Atlanta, Ga.
40	Eva Lemeh*	SR	G	5-8	Nashville, Tenn.
41	Venetia Jones^	FR	F/C	6-0	Winchester, Tenn.
42	Jennifer McFall*	SO	F/C	6-0	Columbia, Tenn.
43	Cyndi Lindley*	SO	C	6-2	Haleyville, Ala.
44	Holly Hoover*	JR	C	6-4	Ringgold, Ga.

* - primary starter; ^ - top-two reserve

1983-84 SCHEDULE

OHIO VALLEY CHAMPIONS
OHIO VALLEY TOURNAMENT CHAMPIONS
RECORD: 19-10, 12-2 OHIO VALLEY
HOME: 11-2 | AWAY: 7-8 | NEUTRAL: 1-0
HEAD COACH: LARRY JOE INMAN

N. 26	at Florida State	L, 67-75
N. 28	**BELMONT**	**W, 87-40**
D. 8	**CHATTANOOGA**	**L, 63-65**
D. 16	[1] vs. Union (Tenn.)	W, 74-62
D. 17	[1] at Mississippi (8)	L, 72-84
D. 30	at Western Kentucky	L, 69-72
J. 5	at Chattanooga	L, 59-73
J. 7	* at Tennessee Tech	W, 70-66
J. 9	at Kentucky	W, 74-68
J. 12	* at Morehead State	L, 53-56
J. 14	* at Eastern Kentucky	L, 46-49
J. 17	**VANDERBILT**	**L, 60-66**
J. 19	*** YOUNGSTOWN STATE**	**W, 87-59**
J. 21	*** AKRON**	**W, 89-48**
J. 23	**UT-MARTIN**	**W, 76-55**
J. 26	*** AUSTIN PEAY**	**W, 84-76 (OT)**
J. 27	*** MURRAY STATE**	**W, 100-59**
J. 31	at Vanderbilt	L, 67-83
F. 7	at UT-Martin	W, 86-79
F. 9	* at Austin Peay	W, 87-74
F. 11	* at Murray State	W, 84-67
F. 16	*** MOREHEAD STATE**	**W, 68-49**
F. 18	*** EASTERN KENTUCKY**	**W, 78-58**
F. 23	* at Youngstown State	W, 75-69
F. 25	* at Akron	W, 78-54
M. 3	*** TENNESSEE TECH**	**W, 85-64**
M. 6	**[2] MOREHEAD STATE**	**W, 65-47**
M. 7	**[2] TENNESSEE TECH**	**W, 71-64**
M. 14	[3] at Tennessee (15)	L, 52-70

* – Ohio Valley Game
1 – Dial Classic, Oxford, Miss.
2 – Ohio Valley Championships, Murfreesboro, Tenn.
3 – NCAA Tournament, Knoxville, Tenn.

1983-84 ROSTER

No.	Name	Cl.	Pos.	Ht.	Hometown
10	Bobbie Kay Hamilton*	SR	G	5-7	Savannah, Tenn.
12	Maria Salas^	JR	G	5-6	Chattanooga, Tenn.
22	Pat Bandjlich	SR	F/C	6-1	Bridgewater, N.J.
25	Kim Webb*	FR	G/F	5-9	La Vergne, Tenn.
30	Janet Ross	FR	G	5-6	Adamsville, Tenn.
33	Kay Willbanks^	FR	F/C	6-4	Ringgold, Ga.
40	Tammy Andrews	FR	G	5-6	Franklin, Tenn.
41	Venetia Jones	JR	F/C	6-0	Winchester, Tenn.
42	Jennifer McFall*	JR	F/C	6-0	Columbia, Tenn.
43	Cyndi Allen*	JR	F/C	6-2	Haleyville, Ala.
44	Holly Hoover*	SR	C	6-4	Ringgold, Ga.

* - primary starter; ^ - top-two reserve

ANNUAL TEAM HISTORY

1984-85 SCHEDULE

OHIO VALLEY CHAMPIONS
OHIO VALLEY TOURNAMENT CHAMPIONS
RECORD: 23-7, 13-1 OHIO VALLEY
HOME: 13-2 | AWAY: 9-5 | NEUTRAL: 1-0
HEAD COACH: LARRY JOE INMAN

N. 23	**--/--**	**GEORGIA (1)**	**L, 73-84**
N. 26	--/--	at Chattanooga	L, 78-83
D. 3	--/--	at Belmont	W, 105-60
D. 8	--/--	at Evansville	W, 91-68
D. 17	**--/--**	**ETSU**	**W, 82-57**
D. 28	--/--	[1] vs. West Virginia	W, 93-67
D. 29	--/--	[1] at Cincinnati	L, 91-98
J. 7	**--/--**	*** TENNESSEE TECH**	**W, 62-58**
J. 10	--/--	at UT-Martin	W, 95-55
J. 12	**--/--**	*** MOREHEAD STATE**	**W, 80-69**
J. 14	**--/--**	*** EASTERN KENTUCKY**	**W, 77-69**
J. 16	**--/--**	**CHATTANOOGA**	**W, 95-60**
J. 19	--/--	* at Youngstown State	W, 91-81 (OT)
J. 21	--/--	* at Akron	W, 68-48
J. 26	--/--	* at Austin Peay	W, 80-58
J. 28	--/--	* at Murray State	W, 77-66
J. 31	**--/--**	**MISSISSIPPI (7/7)**	**L, 66-77**
F. 6	--/--	at Louisiana Tech (6/5)	L, 62-86
F. 9	**--/--**	*** AUSTIN PEAY**	**W, 86-75**
F. 11	**--/--**	*** MURRAY STATE**	**W, 87-69**
F. 14	**--/--**	**UT-MARTIN**	**W, 80-64**
F. 16	--/--	* at Morehead State	W, 86-72
F. 18	--/--	* at Eastern Kentucky	W, 67-63
F. 21	--/--	* at Tennessee Tech (19)	L, 86-92 (OT)
F. 23	**--/--**	*** YOUNGSTOWN STATE**	**W, 87-74**
F. 25	**--/--**	*** AKRON**	**W, 108-45**
F. 28	**--/--**	**ETSU**	**W, 65-59**
M. 4	**--/--**	**[2] AUSTIN PEAY**	**W, 82-77**
M. 5	**--/--**	**[2] TENNESSEE TECH**	**W, 67-61**
M. 17	nr/25	[3] at Western Kentucky (14/14)	L, 83-90

* – Ohio Valley Game
1 – Communiplex Classic, Cincinnati, Ohio
2 – Ohio Valley Championships, Murfreesboro, Tenn.
3 – NCAA Tournament, Bowling Green, Ky.

1984-85 ROSTER

No.	Name	Cl.	Pos.	Ht.	Hometown
12	Maria Salas	SR	G	5-6	Chattanooga, Tenn.
15	Janet Ross*	SO	G	5-6	Adamsville, Tenn.
24	Cathy McDonald^	FR	G/F	6-1	Tullahoma, Tenn.
25	Kim Webb*	SO	G/F	5-9	La Vergne, Tenn.
32	Alice Lawrence*	FR	G	5-8	Murfreesboro, Tenn.
33	Kay Willbanks*	SO	F/C	6-4	Ringgold, Ga.
40	Sharon Nevils	FR	G/F	6-0	Franklin, Tenn.
42	Jennifer McFall*	SR	F/C	6-0	Columbia, Tenn.
44	Shawnzia Davis^	FR	G/F	6-0	Macon, Ga.

* - primary starter; ^ - top-two reserve

1985-86 SCHEDULE

OHIO VALLEY CHAMPIONS
OHIO VALLEY TOURNAMENT CHAMPIONS
RECORD: 20-10, 13-1 OHIO VALLEY
HOME: 12-0 | AWAY: 7-8 | NEUTRAL: 1-2
HEAD COACH: LARRY JOE INMAN

N. 25	[1]	vs. Oklahoma (NA/23)	L, 75-83
N. 26	[1]	vs. South Alabama	L, 63-79
N. 29	[2]	vs. Clemson	W, 90-88
N. 30	[2]	at Kentucky	L, 77-85
D. 2		at Georgia (2/2)	L, 58-108
D. 4		at Auburn (12/10)	L, 59-71
D. 7		**CHATTANOOGA**	**W, 93-68**
D. 9		at Western Kentucky (9/8)	L, 78-103
D. 11		**EVANSVILLE**	**W, 106-71**
D. 21		at Mississippi (8/10)	L, 80-95
J. 4		**BELMONT**	**W, 93-47**
J. 6		* at Tennessee Tech	L, 58-77
J. 11		*** MURRAY STATE**	**W, 102-68**
J. 13		*** AUSTIN PEAY**	**W, 72-66**
J. 18		* at Morehead State	W, 74-64
J. 20		* at Eastern Kentucky	W, 87-78
J. 25		*** YOUNGSTOWN STATE**	**W, 97-72**
J. 27		*** AKRON**	**W, 76-58**
F. 1		at Chattanooga	L, 72-83
F. 3		*** TENNESSEE TECH**	**W, 72-69**
F. 8		* at Akron	W, 79-47
F. 10		* at Youngstown State	W, 77-67
F. 15		* at Austin Peay	W, 77-68
F. 17		* at Murray State	W, 87-81
F. 22		*** EASTERN KENTUCKY**	**W, 99-85**
F. 24		*** MOREHEAD STATE**	**W, 71-57**
M. 5	[3]	**MOREHEAD STATE**	**W, 85-72**
M. 6	[3]	**TENNESSEE TECH**	**W, 66-63**
M. 12	[4]	at South Carolina	W, 78-77 (OT)
M. 16	[5]	at LSU (9/8)	L, 65-78

* – Ohio Valley Game
1 – Bowling Green Bank Invitational, Bowling Green, Ky.
2 – Lady Kat Dial Classic, Lexington, Ky.
3 – Ohio Valley Championships, Murfreesboro, Tenn.
4 – NCAA Tournament, Columbia, S.C.
5 – NCAA Tournament, Baton Rouge, La.

1985-86 ROSTER

No.	Name	Cl.	Pos.	Ht.	Hometown
12	Lisa Davis	FR	G	5-5	Nashville, Tenn.
15	Janet Ross*	JR	G	5-6	Adamsville, Tenn.
20	Lori Gross*	SO	G	5-6	Mt. Juliet, Tenn.
22	Lianne Beck	FR	F/G	5-11	Ft. Knox, Ky.
24	Cathy McDonald	SO	G/F	6-1	Tullahoma, Tenn.
25	Kim Webb*	JR	G/F	5-9	La Vergne, Tenn.
30	Amy Jackson	FR	F	6-0	Union City, Tenn.
32	Angie Bartlett	FR	F	5-11	Celina, Tenn.
33	Kay Willbanks*	JR	F/C	6-4	Ringgold, Ga.
40	Sharon Nevils^	SO	G/F	6-0	Franklin, Tenn.
41	Tawanya Mucker*	FR	F	6-0	Macon, Ga.
43	Cyndi Lindley^	SR	F/C	6-2	Haleyville, Tenn.
44	Shawnzia Davis	JR	G/F	6-0	Macon, Ga.

* - primary starter; ^ - top-two reserve

1986-87 SCHEDULE

OHIO VALLEY CO-CHAMPIONS
RECORD: 19-8, 12-2 OHIO VALLEY
HOME: 9-4 | AWAY: 6-4 | NEUTRAL: 4-0
HEAD COACH: JIM DAVIS

N. 28	[1]	vs. Northern Kentucky	W, 70-69
N. 29	[1]	vs. Wisconsin	W, 69-56
D. 2		**WESTERN KENTUCKY (12/10)**	**L, 71-78**
D. 11		**CUMBERLAND (TENN.)**	**W, 87-54**
D. 14		**AUBURN (4/4)**	**L, 62-84**
D. 20		**KENTUCKY**	**L, 68-79**
D. 27	[2]	vs. Quinnipiac	W, 89-59
D. 28	[2]	at Maine	L, 67-75
J. 3		**MISSISSIPPI (10/10)**	**L, 63-95**
J. 5		* at Tennessee Tech	L, 74-78
J. 10		* at Murray State	L, 66-72
J. 12		* at Austin Peay	W, 92-68
J. 17		*** MOREHEAD STATE**	**W, 90-73**
J. 19		*** EASTERN KENTUCKY**	**W, 84-62**
J. 24		* at Youngstown State	W, 93-82
J. 26		* at Akron	W, 74-57
J. 31		at Tennessee State	W, 91-56
F. 2		*** TENNESSEE TECH**	**W , 94-85**
F. 7		*** AKRON**	**W, 96-57**
F. 9		*** YOUNGSTOWN STATE**	**W, 76-55**
F. 14		*** AUSTIN PEAY**	**W, 89-58**
F. 16		*** MURRAY STATE**	**W, 101-83**
F. 21		* at Eastern Kentucky	W, 104-63
F. 23		* at Morehead State	W, 91-61
F. 26		**TENNESSEE STATE**	**W, 111-64**
M. 4	[3]	vs. Murray State	W, 72-64
M. 5	[3]	at Tennessee Tech	L, 67-71

* – Ohio Valley Game
1 – Communiplex Classic, Cincinnati, Ohio
2 – Maine Holiday Classic, Orono, Maine
3 – Ohio Valley Championships, Cookeville, Tenn.

1986-87 ROSTER

No.	Name	Cl.	Pos.	Ht.	Hometown
15	Janet Ross*	SR	G	5-6	Adamsville, Tenn.
22	Lianne Beck*	SO	F/G	5-11	Ft. Knox, Ky.
24	Alice Lawrence*	SO	G	5-8	Murfreesboro, Tenn.
25	Kim Webb*	SR	G/F	5-9	La Vergne, Tenn.
32	Angie Bartlett^	SO	F	5-11	Celina, Tenn.
41	Tawanya Mucker*	SO	F	6-0	Macon, Ga.
43	Christy Scruggs	FR	G	5-6	Murfreesboro, Tenn.
44	Marla Davenport^	FR	C	6-1	Morrison, Tenn.

* - primary starter; ^ - top-two reserve

ANNUAL TEAM HISTORY

1987-88 SCHEDULE

OHIO VALLEY CHAMPIONS
OHIO VALLEY TOURNAMENT CHAMPIONS
RECORD: 22-8, 12-2 OHIO VALLEY
HOME: 10-0 | AWAY: 8-8 | NEUTRAL: 2-0
HEAD COACH: LEWIS BIVENS

N. 27	[1] at Georgia State	W, 101-80
N. 28	[1] vs. Mississippi State	W, 57-56
D. 4	[2] vs. Central Michigan	W, 64-56
D. 5	[2] at Indiana	W, 65-59
D. 9	at Western Kentucky (11/11)	L, 51-83
D. 17	at Mississippi (7/7)	L, 63-77
J. 2	**LIPSCOMB**	**W, 92-68**
J. 4	**KENNESAW STATE**	**W, 83-66**
J. 6	at Vanderbilt (18/17)	L, 67-70
J. 9	*** TENNESSEE TECH**	**W, 63-55**
J. 13	**ALABAMA-HUNTSVILLE**	**W, 92-45**
J. 16	* at Youngstown State	W, 74-73
J. 23	*** MURRAY STATE**	**W, 74-70**
J. 25	*** AUSTIN PEAY**	**W, 85-58**
J. 30	* at Morehead State	W, 72-66
F. 1	* at Eastern Kentucky	W, 87-63
F. 3	at Alabama-Huntsville	W, 105-32
F. 5	* at Tennessee State	W, 90-72
F. 8	at Alabama	L, 58-97
F. 13	*** EASTERN KENTUCKY**	**W, 84-75**
F. 15	*** MOREHEAD STATE**	**W, 86-69**
F. 20	*** TENNESSEE STATE**	**W, 91-61**
F. 22	*** YOUNGSTOWN STATE**	**W, 80-78**
F. 25	at Kentucky	L, 68-76
F. 27	* at Austin Peay	W, 84-67
F. 29	* at Murray State	L, 60-82
M. 3	* at Tennessee Tech	L, 79-83
M. 9	**[3] MOREHEAD STATE**	**W, 83-56**
M. 10	**[3] TENNESSEE TECH**	**W, 79-62**
M. 16	[4] at Kansas	L, 75-81

* – Ohio Valley Game
^ – Played in Alumni Gym
1 – Georgia State Invitational, Atlanta, Ga.
2 – Indiana Classic, Bloomington, Ind.
3 – Ohio Valley Championships, Murfreesboro, Tenn.
4 – NCAA Tournament, Lawrence, Kan.

1987-88 ROSTER

No.	Name	Cl.	Pos.	Ht.	Hometown
10	Kim Collier*	FR	G	5-8	Ten Mile, Tenn.
12	Deborah Bell	FR	F/C	6-0	Ashland City, Tenn.
21	Carla Berry	FR	G	5-6	Decatur, Ala.
22	Lianne Beck*	JR	F/G	5-11	Ft. Knox, Ky.
24	Christy Scruggs^	SO	G	5-6	Murfreesboro, Tenn.
30	Sandy Brown*	JR	G	5-6	Morristown, Tenn.
32	Angie Bartlett	JR	F	5-11	Celina, Tenn.
40	Michelle Galloway	SO	G/F	5-8	Knoxville, Tenn.
41	Tawanya Mucker*	JR	C/F	6-0	Macon, Ga.
42	Stephanie Capley*	FR	F	6-1	Mt. Juliet, Tenn.
44	Marla Davenport	SO	C	6-1	Morrison, Tenn.
50	Julie Harrison^	FR	F	6-0	Buford, Ga.

* - primary starter; ^ - top-two reserve

1988-89 SCHEDULE

OHIO VALLEY CHAMPIONS
RECORD: 21-6, 10-2 OHIO VALLEY
HOME: 9-4 | AWAY: 9-2 | NEUTRAL: 3-0
HEAD COACH: LEWIS BIVENS

N. 29	--/--	at Chattanooga	W, 78-67
D. 2	**--/--**	**[1] MISSISSIPPI COLLEGE**	**W, 93-53**
D. 3	**--/--**	**[1] CLEMSON (NA/24)**	**W, 69-64**
D. 6	**--/--**	**VANDERBILT**	**W, 81-73**
D. 8	--/--	at Lipscomb	W, 92-77
D. 16	--/--	[2] vs. UT-Arlington	W, 73-62
D. 17	--/--	[2] vs. TCU	W, 70-53
D. 28	nr/25	[3] vs. Siena	W , 103-62
D. 29	nr/25	[3] at Wagner	L, 75-80 (OT)
J. 8	**--/--**	**KENTUCKY**	**L, 66-68**
J. 9	**--/--**	*** TENNESSEE STATE**	**W, 81-53**
J. 13	--/--	at UNC Asheville	W, 88-50
J. 14	--/--	at ETSU	W, 93-61
J. 16	--/--	* at Tennessee Tech	L, 65-74
J. 21	**--/--**	*** EASTERN KENTUCKY**	**L, 65-84**
J. 23	**--/--**	*** MOREHEAD STATE**	**W, 68-64**
J. 28	--/--	* at Austin Peay	W, 88-66
J. 30	--/--	* at Murray State	W, 71-68
F. 4	--/--	* at Tennessee State	W, 81-61
F. 7	**--/--**	**WESTERN KENTUCKY**	**L, 64-77**
F. 11	**--/--**	*** MURRAY STATE**	**W, 93-78**
F. 13	**--/--**	*** AUSTIN PEAY**	**W, 107-73**
F. 15	**--/--**	**CHATTANOOGA**	**W, 82-61**
F. 18	--/--	* at Morehead State	W, 77-72
F. 20	--/--	* at Eastern Kentucky	W, 81-75
F. 25	**--/--**	*** TENNESSEE TECH**	**W, 73-65**
M. 6	**--/--**	**[4] MURRAY STATE**	**L, 66-73**

* – Ohio Valley Game
1 – Shoney's Inn Classic, Murfreesboro, Tenn.
2 – Midwest Roundball Classic, Tulsa, Okla.
3 – Wagner Holiday Tournament, New York, N.Y.
4 – Ohio Valley Championships, Murfreesboro, Tenn.

1988-89 ROSTER

No.	Name	Cl.	Pos.	Ht.	Hometown
10	Shana Wright	FR	G	5-9	Kingsport, Tenn.
12	Deborah Bell	SO	F/C	6-0	Ashland City, Tenn.
14	Libby Newton^	FR	G	5-6	Macon, Ga.
22	Lianne Beck*	SR	F/G	5-11	Ft. Knox, Ky.
24	Christy Scruggs*	JR	G	5-6	Murfreesboro, Tenn.
30	Sandy Brown*	SR	G	5-6	Morristown, Tenn.
41	Tawanya Mucker*	SR	C/F	6-0	Macon, Ga.
42	Stephanie Capley*	SO	F	6-1	Mt. Juliet, Tenn.
44	Marla Davenport	JR	C	6-1	Morrison, Tenn.
50	Julie Harrison^	SO	F	6-0	Buford, Ga.

* - primary starter; ^ - top-two reserve

1989-90 SCHEDULE

RECORD: 11-17, 7-5 OHIO VALLEY
HOME: 6-6 | AWAY: 4-6 | NEUTRAL: 1-5
HEAD COACH: LEWIS BIVENS

N. 24	[1] vs. Texas Tech	L , 61-76
N. 25	[1] vs. Bucknell	W, 94-68
N. 26	[1] vs. San Francisco	L, 57-82
N. 28	**LIPSCOMB**	**W, 95-87**
D. 1	[2] vs. Eastern Illinois	L, 68-90
D. 2	[2] vs. Portland State	L, 64-69
D. 10	**GEORGIA (4/4)**	**L, 89-95**
D. 16	**ETSU**	**L, 59-71**
D. 18	**CHATTANOOGA**	**L, 83-89**
J. 4	at Chattanooga	L, 71-76
J. 8	*** TENNESSEE TECH (19/19)**	**L, 49-71**
J. 12	**USF**	**W, 79-64**
J. 13	**UNC ASHEVILLE**	**W, 90-61**
J. 15	* at Tennessee State	L, 74-77
J. 20	*** MURRAY STATE**	**L, 61-79**
J. 22	*** AUSTIN PEAY**	**W, 85-47**
J. 27	* at Morehead State	W, 71-60
J. 29	* at Eastern Kentucky	W, 79-74
F. 3	* at Tennessee Tech (20/20)	L, 69-79
F. 10	*** EASTERN KENTUCKY**	**L, 69-72**
F. 12	*** MOREHEAD STATE**	**W, 85-78**
F. 15	at Vanderbilt	L, 70-88
F. 17	* at Austin Peay	W, 98-69
F. 19	* at Murray State	W, 71-65
F. 24	*** TENNESSEE STATE**	**W, 67-53**
F. 27	at Kentucky	L, 56-72
F. 28	at Western Kentucky	L, 64-80
M. 5	[3] vs. Murray State	L, 74-82

* – Ohio Valley Game
1 – Nevada Tourney, Reno, Nev.
2 – Illini Classic, Champaign, Ill.
3 – Ohio Valley Championships, Cookeville, Tenn.

1989-90 ROSTER

No.	Name	Cl.	Pos.	Ht.	Hometown
00	Julie Morrison*	FR	G	5-8	Florence, Ky.
10	Shana Wright^	SO	G	5-9	Kingsport, Tenn.
13	Tricia Sisson	FR	G	5-9	Franklin, Tenn.
14	Libby Newton	SO	G	5-6	Macon, Ga.
21	Kristi Brown^	FR	G	5-7	Murfreesboro, Tenn.
22	Angie Mullins	FR	G	5-8	Shelbyville, Tenn.
24	Christy Scruggs*	SR	G	5-6	Murfreesboro, Tenn.
40	Becky Hall*	JR	C	6-4	Lookout Mountain., Ga.
41	Pippa Gipson*	JR	F	5-9	Centerville, Tenn.
42	Stephanie Capley*	JR	F	6-1	Mt. Juliet, Tenn.
44	Marla Davenport	SR	C	6-1	Morrison, Tenn.

* - primary starter; ^ - top-two reserve

ANNUAL TEAM HISTORY

1990-91 SCHEDULE

RECORD: 14-14, 8-4 OHIO VALLEY
HOME: 7-4 | AWAY: 5-6 | NEUTRAL: 2-4
HEAD COACH: LEWIS BIVENS

N. 23	[1] vs. UAB	L, 68-76
N. 24	[1] at Georgia State	W, 98-94
N. 30	[2] vs. Wichita State	W, 63-44
D. 1	[2] at Arkansas State	L, 60-71
D. 4	at Lipscomb	W, 79-64
D. 6	**MISSISSIPPI STATE**	**W, 69-49**
D. 8	**GEORGIA (4/4)**	**L, 62-80**
D. 13	**CUMBERLAND (TENN.)**	**W, 74-52**
D. 17	**CHATTANOOGA**	**L, 64-76**
J. 2	[3] vs. Mississippi (12/12)	L, 59-78
J. 3	[3] vs. Oklahoma State (24/23)	L, 70-88
J. 4	[3] vs. Brown	L, 65-79
J. 9	at Chattanooga	L, 73-81
J. 12	*** AUSTIN PEAY**	**W, 87-66**
J. 14	*** MURRAY STATE**	**W, 95-72**
J. 19	* at Eastern Kentucky	L, 52-69
J. 21	* at Morehead State	W, 90-47
J. 26	*** TENNESSEE TECH**	**L, 58-64**
J. 28	*** TENNESSEE STATE**	**W, 77-67**
F. 6	**VANDERBILT**	**L, 66-79**
F. 9	* at Tennessee State	W, 63-62
F. 11	* at Tennessee Tech	L, 70-86
F. 16	*** MOREHEAD STATE**	**W, 67-63**
F. 18	*** EASTERN KENTUCKY**	**W, 81-80**
F. 23	* at Murray State	L, 81-91
F. 25	* at Austin Peay	W, 67-58
M. 4	[4] vs. Eastern Kentucky	W, 93-84
M. 5	[4] at Tennessee Tech	L, 59-84

* – Ohio Valley Game
1 – Georgia State Tourney, Atlanta, Ga.
2 – Pizza Inn Classic, Jonesboro, Ark.
3 – FIU Fun & Sun Classic, Miami, Fla.
4 – Ohio Valley Championships, Cookeville, Tenn.

1990-91 ROSTER

No.	Name	Cl.	Pos.	Ht.	Hometown
00	Julie Morrison*	SO	G	5-8	Florence, Ky.
2	Kasey Cartwright	FR	G	5-8	Shelbyville, Tenn.
10	Shana Wright*	JR	G	5-9	Kingsport, Tenn.
13	Tricia Sisson	SO	G	5-9	Franklin, Tenn.
14	Laurie Hopwood	JR	G	5-5	Madison, Tenn.
21	Kristi Brown^	SO	G	5-7	Murfreesboro, Tenn.
23	Michelle Wayman	JR	C	6-3	Belleville, Ill.
30	Priscilla Robinson*	FR	F	5-11	Chattanooga, Tenn.
40	LaTonya Harris*	JR	F	5-10	Centerville, Ill.
41	Pippa Gipson^	SR	F	5-9	Centerville, Tenn.
42	Stephanie Capley*	SR	F	6-1	Mt. Juliet, Tenn.
44	Maggie Cox	FR	F	6-0	Stanford, Ky.
45	Sherie Harris	JR	C	6-2	Memphis, Tenn.

* - primary starter; ^ - top-two reserve

1991-92 SCHEDULE

RECORD: 19-9, 10-4 OHIO VALLEY
HOME: 11-2 | AWAY: 6-5 | NEUTRAL: 2-2
HEAD COACH: LEWIS BIVENS

N. 24	**GEORGIA STATE**	**W, 84-61**
N. 26	**CHATTANOOGA**	**W, 84-59**
D. 6	**[1] WESTERN CAROLINA**	**W, 76-65**
D. 7	**[1] ALABAMA**	**L, 69-101**
D. 13	[2] vs. San Jose State	W, 88-54
D. 14	[2] at San Francisco	L, 54-70
D. 19	[3] vs. Houston (16/15)	L, 85-99
D. 20	[3] vs. Jackson State	W, 76-68
J. 4	* at Murray State	L, 69-72
J. 6	at Chattanooga	W, 71-67
J. 11	*** SOUTHEAST MISSOURI**	**W, 81-57**
J. 13	*** AUSTIN PEAY**	**W, 107-60**
J. 16	at UT-Martin	W, 90-69
J. 18	* at Tennessee State	W, 94-68
J. 20	* at Tennessee Tech	L, 80-86
J. 22	**ORAL ROBERTS**	**W, 83-76**
J. 25	*** MOREHEAD STATE**	**W, 83-69**
J. 27	*** EASTERN KENTUCKY**	**W, 69-59**
J. 30	at Vanderbilt (11/11)	L, 61-90
F. 1	*** MURRAY STATE**	**W, 88-80**
F. 3	**UT-MARTIN**	**W, 110-66**
F. 8	* at Eastern Kentucky	L, 75-82
F. 10	* at Morehead State	W, 81-76 (OT)
F. 15	*** TENNESSEE TECH**	**L, 92-93 (OT)**
F. 17	*** TENNESSEE STATE**	**W, 99-69**
F. 22	* at Austin Peay	W, 68-57
F. 24	* at Southeast Missouri	W, 82-67
M. 9	[4] vs. Eastern Kentucky	L, 67-72

* – Ohio Valley Game
1 – Garden Plaza Classic, Murfreesboro, Tenn.
2 – USF Classic, San Francisco, Calif.
3 – Shoney's Classic, Tuscaloosa, Ala.
4 – Ohio Valley Championships, Cookeville, Tenn.

1991-92 ROSTER

No.	Name	Cl.	Pos.	Ht.	Hometown
00	Julie Morrison	JR	G	5-8	Florence, Ky.
10	Shana Wright*	SR	G	5-8	Kingsport, Tenn.
12	Cherrita Williams^	JR	G	5-9	Memphis, Tenn.
13	Tricia Sisson	JR	G	5-8	Franklin, Tenn.
14	Laurie Hopwood	SR	G	5-3	Madison, Tenn.
21	Kristi Brown^	JR	G	5-8	Murfreesboro, Tenn.
24	Sherry Tucker*	FR	G/F	5-11	Memphis, Tenn.
30	Priscilla Robinson*	SO	F	5-10	Chattanooga, Tenn.
33	Nikki Bonner*	SO	C/F	6-0	Chattanooga, Tenn.
44	Maggie Cox*	SO	G/F	5-11	Stanford, Ky.
45	Sherie Harris	SR	C	6-2	Memphis, Tenn.

* - primary starter; ^ - top-two reserve

1992-93 SCHEDULE

RECORD: 21-7, 13-3 OHIO VALLEY
HOME: 10-3 | AWAY: 9-4 | NEUTRAL: 2-0
HEAD COACH: LEWIS BIVENS

D. 1	at Memphis	W, 83-70
D. 6	at Georgia (18/15)	L, 65-80
D. 9	at Chattanooga	W, 79-73
D. 11	**[1] TROY**	**W, 88-65**
D. 12	**[1] LOUISVILLE**	**L, 70-71**
D. 16	**CHATTANOOGA**	**W, 84-72**
D. 28	[2] vs. Yale	W, 66-50
D. 29	[2] at Wagner	W, 73-53
J. 9	*** MOREHEAD STATE**	**W, 79-49**
J. 11	*** EASTERN KENTUCKY**	**W, 76-62**
J. 13	*** TENNESSEE STATE**	**L, 72-78**
J. 15	**WESTERN KENTUCKY**	**L, 77-97**
J. 18	* at UT-Martin	W, 76-54
J. 23	* at Tennessee Tech	L, 72-91
J. 27	*** AUSTIN PEAY**	**W, 91-70**
J. 30	* at Southeast Missouri	W, 65-58
F. 1	* at Murray State	W, 96-63
F. 8	*** UT-MARTIN**	**W, 81-73**
F. 11	* at Tennessee State	W, 105-103 (2OT)
F. 15	*** TENNESSEE TECH**	**W, 77-71**
F. 20	* at Morehead State	L, 73-85
F. 22	* at Eastern Kentucky	W, 80-66
F. 25	* at Austin Peay	W, 100-71
F. 27	*** SOUTHEAST MISSOURI**	**W, 75-65**
M. 1	*** MURRAY STATE**	**W, 79-56**
M. 2	**SOUTHERN INDIANA**	**W, 89-77**
M. 8	[3] vs. Eastern Kentucky	W, 87-74
M. 9	[3] at Tennessee Tech	L, 73-80

* – Ohio Valley Game
1 – Garden Plaza Classic, Murfreesboro, Tenn.
2 – Wagner Holiday Tournament, New York, N.Y.
3 – Ohio Valley Tournament, Cookeville, Tenn.

1992-93 ROSTER

No.	Name	Cl.	Pos.	Ht.	Hometown
00	Julie Morrison*	SR	G	5-8	Florence, Ky.
12	Cherrita Williams*	SR	G/F	5-9	Memphis, Tenn.
13	Tricia Sisson	SR	G	5-8	Franklin, Tenn.
15	Mescha Griffin	JR	G/F	5-9	Watertown, Tenn.
21	Kristi Brown	SR	G	5-8	Murfreesboro, Tenn.
23	Trella Thomas	FR	G	5-5	Dyersburg, Tenn.
24	Sherry Tucker^	SO	G	5-11	Memphis, Tenn.
30	Priscilla Robinson*	JR	F	5-10	Chattanooga, Tenn.
32	Michelle Jackson*	JR	G/F	5-10	Crossville, Tenn.
34	Heather Prater*	FR	G	5-8	Waynesboro, Tenn.
44	Maggie Cox^	JR	G/F	5-11	Stanford, Ky.
55	Melanie Patchen	FR	F	6-0	Lebanon, Tenn.

* - primary starter; ^ - top-two reserve

ANNUAL TEAM HISTORY

1993-94 SCHEDULE

RECORD: 21-7, 11-5 OHIO VALLEY
HOME: 10-3 | AWAY: 9-3 | NEUTRAL: 2-1
HEAD COACH: LEWIS BIVENS

N. 28	**FLORIDA STATE**	**W, 66-43**
D. 1	**CHATTANOOGA**	**W, 89-52**
D. 3	[1] vs. Oregon	W, 79-74
D. 4	[1] at UT-Arlington	W, 87-66
D. 10	**[2] ORAL ROBERTS**	**W, 81-55**
D. 11	**[2] SOUTHERN INDIANA**	**W, 94-72**
D. 21	at Chattanooga	L, 56-63
D. 30	at UMKC	W, 73-68
J. 3	* at UT-Martin	W, 83-65
J. 5	**[3] MEMPHIS**	**W, 74-72**
J. 12	*** AUSTIN PEAY**	**W, 82-62**
J. 15	* at Murray State	W, 80-69
J. 17	* at Southeast Missouri	W, 70-67
J. 19	*** TENNESSEE STATE**	**L, 59-68**
J. 22	* at Eastern Kentucky	W, 72-66
J. 24	* at Morehead State	W, 88-71
J. 29	*** TENNESSEE TECH**	**W, 74-70**
J. 31	*** UT-MARTIN**	**W, 84-60**
F. 5	* at Tennessee State	L, 80-86
F. 9	*** MURRAY STATE**	**L, 76-79**
F. 14	*** SOUTHEAST MISSOURI**	**L, 64-68**
F. 17	* at Tennessee Tech	L, 74-83
F. 19	at Troy	W, 71-59
F. 23	* at Austin Peay	W, 67-62
F. 26	*** MOREHEAD STATE**	**W, 83-60**
F. 28	*** EASTERN KENTUCKY**	**W, 89-71**
M. 5	[4] vs. Southeast Missouri	W, 71-70
M. 6	[4] vs. Tennessee State	L, 66-88

* – Ohio Valley Game
1 – UTA/Marriott Classic, Arlington, Texas
2 – Garden Plaza Classic, Murfreesboro, Tenn.
3 – Played in Alumni Gym
4 – Ohio Valley Championships, Nashville, Tenn.

1993-94 ROSTER

No.	Name	Cl.	Pos.	Ht.	Hometown
12	Mescha Griffin	SR	G/F	5-9	Watertown, Tenn.
21	Kara Hobbs	FR	G	6-1	Bon Aqua, Tenn.
22	Christy Weldon	FR	F	5-10	Murfreesboro, Tenn.
23	Trella Thomas	SO	G	5-5	Dyersburg, Tenn.
24	Sherry Tucker*	JR	G	5-11	Memphis, Tenn.
30	Priscilla Robinson*	SR	F	5-10	Chattanooga, Tenn.
32	Michelle Jackson^	SR	F	5-10	Crossville, Tenn.
33	Jessica Beaty	FR	F	6-0	Crossville, Tenn.
34	Heather Prater*	SO	G	5-8	Waynesboro, Tenn.
43	Clarissa Woodard^	FR	C	6-0	Lyles, Tenn.
44	Maggie Cox*	SR	F	5-11	Hustonville, Ky.
50	Angie Parkinson	FR	C	6-0	Hendersonville, Tenn.
55	Melanie Patchen*	SO	F/C	6-0	Lebanon, Tenn.

* - primary starter; ^ - top-two reserve

1994-95 SCHEDULE

OHIO VALLEY CO-CHAMPIONS
RECORD: 19-9, 12-4 OHIO VALLEY
HOME: 9-3 | AWAY: 7-4 | NEUTRAL: 3-2
HEAD COACH: LEWIS BIVENS

N. 27	**[1] GEORGIA (18/21)**	**L, 71-95**
D. 3	at Jackson State	L, 78-85
D. 9	**BELMONT**	**W, 82-72**
D. 10	**JACKSON STATE**	**W, 75-73**
D. 20	at Alabama (5/7)	L, 70-99
D. 29	[2] vs. Mississippi (16/18)	L, 56-103
D. 30	[2] vs. Fairleigh Dickinson	W, 108-71
D. 31	[2] vs. Appalachian State	W, 73-65
J. 5	**[3] UT-MARTIN**	**W, 105-96**
J. 7	**[3] CHATTANOOGA**	**W, 84-51**
J. 12	* at Austin Peay	W, 81-71
J. 14	*** MURRAY STATE**	**W, 105-60**
J. 16	*** SOUTHEAST MISSOURI**	**W, 73-64**
J. 18	* at Tennessee State	L, 56-68
J. 21	*** EASTERN KENTUCKY**	**W, 91-61**
J. 23	*** MOREHEAD STATE**	**W, 84-70**
J. 28	*** TENNESSEE TECH**	**L, 48-69**
J. 30	* at UT-Martin	W, 95-89
F. 6	at Chattanooga	W, 94-74
F. 9	* at Tennessee Tech	W, 66-63
F. 11	* at Southeast Missouri	W, 78-67
F. 13	* at Murray State	W, 77-74
F. 18	*** TENNESSEE STATE**	**L, 70-76**
F. 20	*** AUSTIN PEAY**	**W, 87-64**
F. 25	* at Morehead State	W, 95-68
F. 26	* at Eastern Kentucky	L, 72-83
M. 4	[4] vs. Austin Peay	W, 73-56
M. 5	[4] vs. Tennessee State	L, 71-83

* – Ohio Valley Game
1 – Sports Belle Classic, Murfreesboro, Tenn
2 – Sun Bank/UCF Holiday Classic, Orlando, Fla.
3 – Game played in Alumni Gym
4 – Ohio Valley Tournament, Nashville, Tenn.

1994-95 ROSTER

No.	Name	Cl.	Pos.	Ht.	Hometown
12	Julie Eve	FR	F	6-0	Cleveland, Tenn.
15	Natalie Sneed^	FR	G	5-9	Millington, Tenn.
23	Trella Thomas*	JR	G	5-5	Dyersburg, Tenn.
24	Sherry Tucker*	SR	G	5-11	Memphis, Tenn.
32	Alice Jackson	FR	F	5-10	Paris, Tenn.
33	Jessica Beaty*	SO	F	6-0	Crossville, Tenn.
34	Heather Prater*	JR	G	5-8	Waynesboro, Tenn.
40	Nikki Edwards^	JR	C	5-11	Cincinnati, Ohio
41	Christy Weldon	SO	F	5-10	Murfreesboro, Tenn.
55	Melanie Patchen*	JR	F/C	6-0	Lebanon, Tenn.

* - primary starter; ^ - top-two reserve

1995-96 SCHEDULE

OHIO VALLEY CO-CHAMPIONS
RECORD: 24-6, 13-3 OHIO VALLEY
HOME: 12-1 | AWAY: 7-4 | NEUTRAL: 5-1
HEAD COACH: LEWIS BIVENS

N. 24	**[1] MISSISSIPPI (20/23)**	**W, 88-86**
N. 26	**SOUTHERN ILLINOIS**	**W, 66-48**
D. 2	[2] vs. Houston	W, 76-69
D. 3	[2] vs. Radford	W, 84-73
D. 8	**[3] BELMONT**	**W, 63-44**
D. 9	**[3] ALABAMA (20/19)**	**L, 53-68**
D. 15	[4] vs. Georgia Southern	W, 101-90
D. 16	[4] at Georgia State	W, 80-64
D. 31	at ETSU	W, 79-68
J. 2	**CHATTANOOGA**	**W, 87-60**
J. 6	*** AUSTIN PEAY**	**W, 72-56**
J. 11	* at Tennessee Tech	W, 88-57
J. 13	*** SOUTHEAST MISSOURI**	**W, 78-64**
J. 16	*** TENNESSEE STATE**	**W, 70-52**
J. 20	* at Morehead State	W, 108-74
J. 21	* at Eastern Kentucky	W, 74-55
J. 27	*** UT-MARTIN**	**W, 96-78**
J. 29	*** MURRAY STATE**	**W, 68-51**
F. 3	* at Austin Peay	L, 67-81
F. 10	* at Tennessee State	W, 73-60
F. 12	* at Southeast Missouri	L, 81-82
F. 15	*** TENNESSEE TECH**	**W, 75-64**
F. 17	*** EASTERN KENTUCKY**	**W, 80-67**
F. 19	*** MOREHEAD STATE**	**W, 108-75**
F. 24	* at Murray State	L, 67-74
F. 26	* at UT-Martin	W, 76-70
M. 2	[5] vs. Morehead State	W, 99-73
M. 3	[5] vs. Murray State	W, 70-63
M. 4	[5] vs. Austin Peay	L, 60-69
M. 16	[6] at Kansas (20/22)	L, 57-72

* – Ohio Valley Game
1 – Sports Belle Classic, Murfreesboro, Tenn
2 – Pepperdine Tournament, Malibu, Calif.
3 – Garden Plaza Classic, Murfreesboro, Tenn.
4 – Georgia State Tournament, Atlanta, Ga.
5 – Ohio Valley Championships, Nashville, Tenn.
6 – NCAA East Regional, Lawrence, Kan.

1995-96 ROSTER

No.	Name	Cl.	Pos.	Ht.	Hometown
5	Natalie Sneed*	SO	G	5-9	Millington, Tenn.
12	Cortney Neely^	FR	G	5-8	Union City, Tenn.
15	Carlita Elder^	FR	G	5-6	Murfreesboro, Tenn.
21	Kara Hobbs	SO	G/F	6-1	Bon Aqua, Tenn.
23	Trella Thomas*	SR	G	5-5	Dyersburg, Tenn.
24	Kim Francis	SR	G	5-7	Murfreesboro, Tenn.
25	Jonelda Buck*	FR	F/C	6-2	Jamestown, Tenn.
32	Alice Jackson	SO	F	5-10	Paris, Tenn.
33	Jessica Beaty*	JR	F	6-0	Crossville, Tenn.
34	Heather Prater*	SR	G	5-8	Waynesboro, Tenn.
40	Nikki Edwards	SR	C	5-11	Cincinnati, Ohio
52	Amanda Bevis	JR	C	6-1	Waynesboro, Tenn.
55	Melanie Patchen	SR	F/C	6-0	Lebanon, Tenn.

* - primary starter; ^ - top-two reserve

ANNUAL TEAM HISTORY

1996-97 SCHEDULE

RECORD: 10-20, 7-11 OHIO VALLEY
HOME: 4-8 | AWAY: 6-9 | NEUTRAL: 0-3
HEAD COACH: LEWIS BIVENS

N. 22	at Mississippi	L, 60-94
N. 25	**MEMPHIS**	**L, 65-77**
D. 1	**GEORGIA (2/2)**	**L, 70-89**
D. 7	at Chattanooga	W, 56-51
D. 15	at Southern Illinois	L, 72-91
D. 17	*** MURRAY STATE**	**W, 84-68**
D. 20	[1] vs. Missouri	L, 55-61
D. 21	[1] vs. West Virginia	L, 60-77
D. 23	[1] at Hawai'i	L, 63-82
J. 2	**ETSU**	**W, 92-81**
J. 4	* at Eastern Kentucky	L, 73-91
J. 6	* at Morehead State	W, 84-58
J. 8	*** TENNESSEE STATE**	**W, 64-61**
J. 11	*** TENNESSEE TECH**	**L, 61-71**
J. 15	at Furman	L, 86-95 (3OT)
J. 18	*** SOUTHEAST MISSOURI**	**L, 73-74 (OT)**
J. 19	*** EASTERN ILLINOIS**	**L, 59-69**
J. 23	* at Austin Peay	L, 66-70 (OT)
J. 25	* at Murray State	L, 61-72
J. 27	* at UT-Martin	W, 76-36
F. 1	*** MOREHEAD STATE**	**L, 78-81**
F. 2	*** EASTERN KENTUCKY**	**L, 61-70**
F. 5	*** AUSTIN PEAY**	**L, 62-66**
F. 8	* at Tennessee Tech	W, 71-65
F. 13	* at Tennessee State	L, 79-82
F. 15	* at Eastern Illinois	L, 75-85
F. 17	* at Southeast Missouri	W, 78-63
F. 22	*** UT-MARTIN**	**W, 68-50**
F. 25	[2] vs. Austin Peay	W, 60-59
F. 28	[2] vs. Tennessee Tech	L, 56-59

* – Ohio Valley Game
1 – Paradise Classic, Honolulu, Hawai'i
2 – Ohio Valley Tournament, Nashville, Tenn.

1996-97 ROSTER

No.	Name	Cl.	Pos.	Ht.	Hometown
5	Natalie Sneed*	JR	G	5-9	Millington, Tenn.
12	Cortney Neely*	SO	G	5-6	Union City, Tenn.
20	Jonelda Buck*	SO	C	6-2	Jamestown, Tenn.
21	Tanika Smith^	JR	G	5-8	Knoxville, Tenn.
24	Kay Francis	FR	G	5-7	Murfreesboro, Tenn.
30	Carlita Elder*	SO	G	5-6	Murfreesboro, Tenn.
32	Alice Jackson	JR	F	5-10	Paris, Tenn.
33	Jessica Beaty*	SR	F	6-0	Crossville, Tenn.
44	Chanda Bowman^	FR	F	6-0	Greenville, Tenn.
52	Amanda Bevis	SR	C	6-1	Waynesboro, Tenn.

* - primary starter; ^ - top-two reserve

1997-98 SCHEDULE

OHIO VALLEY CHAMPIONS
OHIO VALLEY TOURNAMENT CHAMPIONS
RECORD: 18-12, 11-7 OHIO VALLEY
HOME: 8-4 | AWAY: 6-7 | NEUTRAL: 4-1
HEAD COACH: STEPHANY SMITH

N. 15	**MISSISSIPPI**	**L, 60-61**
N. 20	[1] vs. Belmont	W, 65-60
N. 22	at Cincinnati	L, 61-81
N. 29	**MONTEVALLO**	**W, 87-67**
D. 5	[2] vs. Xavier	L, 62-78
D. 6	[2] at UNLV	W, 85-82 (OT)
D. 14	at Memphis	L, 75-102
D. 29	**UAB**	**W, 65-41**
J. 3	*** MURRAY STATE**	**W, 67-56**
J. 5	*** UT-MARTIN**	**L, 32-57**
J. 7	* at Tennessee Tech	W, 59-56
J. 10	* at Southeast Missouri	W, 89-71
J. 12	* at Eastern Illinois	L, 53-66
J. 14	*** TENNESSEE TECH**	**L, 55-74**
J. 17	*** TENNESSEE STATE**	**W, 76-74**
J. 19	*** AUSTIN PEAY**	**W, 66-43**
J. 24	* at Morehead State	W, 99-77
J. 26	* at Eastern Kentucky	L, 79-80 (OT)
J. 31	* at UT-Martin	L, 71-83
F. 2	* at Murray State	W, 62-49
F. 7	*** SOUTHEAST MISSOURI**	**W, 95-67**
F. 9	*** EASTERN ILLINOIS**	**W, 79-75**
F. 14	* at Tennessee State	W, 80-78
F. 16	* at Austin Peay	L, 65-80
F. 19	*** EASTERN KENTUCKY**	**L, 61-63**
F. 21	*** MOREHEAD STATE**	**W, 91-54**
F. 24	[3] vs. Eastern Illinois	W, 73-60
F. 28	[3] vs. Eastern Kentucky	W, 72-62
M. 1	[3] vs. UT-Martin	W, 59-58
M. 14	[4] at Duke (8/9)	L, 67-92

* – Ohio Valley Game
1 – Played in Nashville Arena
2 – Las Vegas Club Shootout, Las Vegas, Nev.
3 – Ohio Valley Championships, Nashville, Tenn.
4 – NCAA West Regional, Durham, N.C.

1997-98 ROSTER

No.	Name	Cl.	Pos.	Ht.	Hometown
5	Natalie Sneed*	SR	G	5-9	Millington, Tenn.
10	Bama Burrell*	JR	F	5-11	Athens, Ala.
12	Cortney Neely*	JR	G	5-6	Troy, Tenn.
15	Kelly Chastain	FR	G	5-11	Lakeland, Fla.
20	Jonelda Buck*	JR	C	6-3	Jamestown, Tenn.
21	Tanika Smith*	SR	G	5-8	Knoxville, Tenn.
22	Nicole Perkins	FR	G	5-9	Carson, Calif.
24	Kay Francis	SO	G	5-7	Murfreesboro, Tenn.
30	Carlita Elder^	JR	G	5-6	Murfreesboro, Tenn.
50	Cyndi Ainsworth	JR	F	5-9	Spring City, Tenn.
52	Joanne Aluka^	FR	F	5-11	Augusta, Ga.

* - primary starter; ^ - top-two reserve

1998-99 SCHEDULE

RECORD: 18-10, 14-4 OHIO VALLEY
HOME: 11-2 | AWAY: 7-6 | NEUTRAL: 0-2
HEAD COACH: STEPHANY SMITH

N. 14	**ERSKINE**	**W, 88-46**
N. 19	at UAB	W, 73-63
N. 22	**FURMAN**	**W, 81-75**
N. 29	at Western Kentucky	L, 62-83
D. 5	*** TENNESSEE TECH**	**W, 74-63**
D. 12	at UNC Asheville	W, 77-63
D. 16	**AUBURN**	**L, 53-73**
D. 28	[1] vs. Maine	L, 78-92
D. 29	[1] vs. Furman	L, 66-83
J. 2	* at UT-Martin	L, 70-90
J. 4	* at Murray State	W, 72-68
J. 7	*** SOUTHEAST MISSOURI**	**W, 82-75**
J. 9	*** EASTERN ILLINOIS**	**W, 99-63**
J. 12	* at Tennessee Tech	L, 63-85
J. 14	* at Tennessee State	W, 89-50
J. 16	* at Austin Peay	W, 70-59
J. 21	*** MOREHEAD STATE**	**W, 99-72**
J. 23	*** EASTERN KENTUCKY**	**W, 94-68**
J. 28	*** UT-MARTIN**	**W, 88-71**
J. 30	*** MURRAY STATE**	**W, 58-48**
F. 4	* at Southeast Missouri	L, 73-76
F. 6	* at Eastern Illinois	L, 77-81
F. 11	*** TENNESSEE STATE**	**W, 81-79**
F. 13	*** AUSTIN PEAY**	**W, 69-43**
F. 18	* at Morehead State	W, 91-66
F. 20	* at Eastern Kentucky	W, 81-71
F. 23	**[2] TENNESSEE STATE**	**L, 79-82**
M. 11	[3] at Memphis	L, 61-71

* – Ohio Valley Game
1 – Doubletree Classic, New Orleans, La.
2 – Ohio Valley Championships, Murfreesboro, Tenn.
3 – WNIT, First Round, Memphis, Tenn.

1998-99 ROSTER

No.	Name	Cl.	Pos.	Ht.	Hometown
00	LaShonda Winfree	FR	C	6-3	Gordonsville, Tenn.
3	Erica Lufkin^	FR	G	5-8	Murfreesboro, Tenn.
10	Bama Burrell*	SR	F	5-11	Athens, Ala.
11	Jessica McClure	FR	G	5-6	Paris, Tenn.
12	Cortney Neely*	SR	G	5-6	Troy, Tenn.
15	Kelly Chastain*	SO	G	5-11	Lakeland, Fla.
20	Jonelda Buck*	SR	C	6-3	Jamestown, Tenn.
22	Nicole Perkins	SO	G	5-9	Carson, Calif.
23	Sedonia Carter	JR	G	5-9	Utica, N.Y.
30	Carlita Elder*	SR	G	5-8	Murfreesboro, Tenn.
35	Jamie Thomatis^	FR	F	5-11	Destrehan, La.
42	Dana Conner	FR	G	6-2	Rives, Tenn.
50	Cyndi Ainsworth	SR	F	5-9	Spring City, Tenn.

* - primary starter; ^ - top-two reserve

ANNUAL TEAM HISTORY

1999-2000 SCHEDULE

RECORD: 18-11, 11-5 OHIO VALLEY
HOME: 11-2 | AWAY: 6-7 | NEUTRAL: 1-2
HEAD COACH: STEPHANY SMITH

N. 19	**UAB**	**L, 67-70 (OT)**
N. 23	at Auburn (11/12)	L, 51-93
N. 27	**MONTEVALLO**	**W, 85-50**
D. 2	**EASTERN ILLINOIS**	**W, 63-48**
D. 4	**SOUTHEAST MISSOURI**	**W, 85-81**
D. 10	[1] vs. Indiana	L, 68-81
D. 12	[1] vs. Texas Southern	W, 76-55
D. 16	at Mississippi	L, 44-76
D. 21	**UNC ASHEVILLE**	**W, 74-61**
D. 29	at Cincinnati	L, 54-63
J. 6	* at Eastern Kentucky	L, 70-90
J. 8	* at Morehead State	W, 96-59
J. 15	* at Tennessee Tech	L, 60-77
J. 18	* at Eastern Illinois	W, 73-64
J. 20	*** AUSTIN PEAY**	**L, 68-74**
J. 22	*** TENNESSEE STATE**	**W, 84-66**
J. 27	* at Murray State	L, 57-76
J. 29	* at UT-Martin	L, 70-73
F. 3	*** EASTERN KENTUCKY**	**W, 82-74**
F. 5	*** MOREHEAD STATE**	**W, 80-74**
F. 8	* at Southeast Missouri	W, 67-58
F. 12	*** TENNESSEE TECH**	**W, 90-82**
F. 17	* at Austin Peay	W, 84-63
F. 19	* at Tennessee State	W, 62-38
F. 22	at Belmont	W, 74-67
F. 24	*** MURRAY STATE**	**W, 76-63**
F. 26	* UT-Martin	W, 78-77
F. 29	**[2] SOUTHEAST MISSOURI**	**W, 76-57**
M. 4	[3] vs. Austin Peay	L, 58-67

* – Ohio Valley Game
1 – Insight.com Bowl Basketball Classic, Tucson, Ariz.
2 – Ohio Valley Championships, Murfreesboro, Tenn.
3 – Ohio Valley Championships, Nashville, Tenn.

1999-2000 ROSTER

No.	Name	Cl.	Pos.	Ht.	Hometown
00	LaShonda Winfree	SO	C	6-2	Gordonsville, Tenn.
3	Erica Lufkin*	SO	G	5-8	Murfreesboro, Tenn.
10	Paula Penttila^	FR	G	5-9	Lahti, Finland
11	Jessica McClure*	SO	G	5-6	Paris, Tenn.
13	Mia Parviainen	FR	G	6-1	Helsinki, Finland
15	Kelly Chastain*	JR	G	6-0	Lakeland, Fla.
22	Nicole Perkins	JR	G	5-9	Carson, Calif.
23	Sedonia Carter	SR	G	5-9	Utica, N.Y.
35	Jamie Thomatis*	SO	F	5-11	Destrehan, La.
42	Dana Conner	SO	G	6-2	Rives, Tenn.
44	Chrissy Davenport^	JR	F	6-2	Shelbyville, Tenn.
52	Joanne Aluka*	SO	F	5-11	Augusta, Ga.

* - primary starter; ^ - top-two reserve

2000-01 SCHEDULE

RECORD: 17-13, 9-7 SUN BELT
HOME: 10-2 | AWAY: 5-9 | NEUTRAL: 2-2
HEAD COACH: STEPHANY SMITH

N. 17	**TENNESSEE STATE**	**W, 90-68**
N. 21	**BELMONT**	**W, 74-62**
N. 28	at UAB	L, 71-76
D. 3	**AUSTIN PEAY**	**W, 91-62**
D. 6	at Mississippi	L, 53-72
D. 10	at Tennessee Tech	W, 87-74
D. 15	[1] vs. Xavier (19/17)	L, 89-92
D. 17	**LIPSCOMB**	**W, 75-52**
D. 21	[2] vs. UNC Greensboro	W, 69-66
D. 22	[2] at UCF	W, 71-69
D. 30	at Houston	L, 72-77
J. 4	* at Arkansas State	L, 63-85
J. 6	* at North Texas	L, 72-85
J. 8	*** UALR**	**W, 93-80**
J. 11	* at FIU	L, 63-74
J. 13	*** SOUTH ALABAMA**	**L, 71-79**
J. 18	* at Denver	L, 57-59
J. 20	* at UALR	W, 77-61
J. 25	*** LOUISIANA TECH (8/8)**	**L, 57-80**
J. 27	*** NEW ORLEANS**	**W, 82-51**
F. 1	* at Western Kentucky	W, 85-83
F. 3	*** FIU**	**W, 78-63**
F. 10	*** ARKANSAS STATE**	**W, 79-67**
F. 15	* at Louisiana Tech (8/8)	L, 64-83
F. 17	*** LOUISIANA**	**W, 77-52**
F. 22	* at New Mexico State	W, 77-70
F. 24	*** WESTERN KENTUCKY**	**W, 75-70**
M. 1	[3] vs. Louisiana	W, 78-59
M. 3	[3] vs. North Texas	L, 54-72
M. 14	[4] at Indiana	L, 63-66

* – Sun Belt Game
1 – Played at Gaylord Entertainment Center, Nashville, Tenn.
2 – UCF Classic, Orlando, Fla.
3 – Sun Belt Championships, Mobile, Ala.
4 – WNIT, First Round, Bloomington, Ind.

2000-01 ROSTER

No.	Name	Cl.	Pos.	Ht.	Hometown
3	Kate LaMaster	FR	G	5-8	Basalt, Colo.
5	Keisha McClinic^	FR	G	5-10	Stockbridge, Ga.
10	Paula Penttila*	SO	G	5-9	Lahti, Finland
11	Jessica McClure*	JR	G	5-6	Paris, Tenn.
13	Mia Parviainen	SO	G	6-1	Helsinki, Finland
15	Kelly Chastain*	SR	G	6-0	Lakeland, Fla.
22	Nicole Perkins	SR	G	5-9	Carson, Calif.
23	Michelle Simmons	FR	G	5-6	Memphis, Tenn.
35	Jamie Thomatis*	JR	F	5-11	Destrehan, La.
44	Chrissy Davenport^	JR	F	6-2	Shelbyville, Tenn.
52	Joanne Aluka*	JR	F	5-11	Augusta, Ga.

* - primary starter; ^ - top-two reserve

2001-02 SCHEDULE

RECORD: 16-13, 7-7 SUN BELT
HOME: 7-7 | AWAY: 8-5 | NEUTRAL: 1-1
HEAD COACH: STEPHANY SMITH

N. 16	at Tennessee State	W, 77-57
N. 20	at Georgia (16/14)	L, 72-77 (OT)
N. 24	**CINCINNATI**	**L, 63-65**
N. 27	at Austin Peay	W, 78-69
D. 1	**MISSISSIPPI**	**W, 74-64**
D. 5	**UT-MARTIN**	**W, 73-55**
D. 9	**TENNESSEE TECH**	**L, 64-68 (OT)**
D. 14	at Lipscomb	W, 75-63
D. 17	**KANSAS STATE**	**L, 53-54 (OT)**
D. 20	**HOUSTON**	**L, 63-75**
D. 23	at Xavier	W, 68-60
D. 29	*** NEW ORLEANS**	**W, 77-54**
J. 2	at Memphis	W, 82-80 (OT)
J. 5	*** FIU**	**L, 72-82**
J. 10	* at New Mexico State	L, 67-88
J. 12	* at Louisiana	W, 75-63
J. 17	*** WESTERN KENTUCKY**	**L, 66-71**
J. 19	*** NORTH TEXAS**	**L, 72-74**
J. 24	* at Arkansas State	W, 80-68
J. 26	* at UALR	W, 79-60
J. 29	**MORRIS BROWN**	**W, 90-39**
F. 2	* at FIU	L, 55-71
F. 7	*** ARKANSAS STATE**	**W, 79-64**
F. 9	*** UALR**	**W, 81-63**
F. 14	*** SOUTH ALABAMA**	**W, 71-66**
F. 16	* at Denver	L, 66-75
F. 22	* at Western Kentucky	L, 62-66
M. 1	[1] vs. Louisiana	W, 90-59
M. 3	[1] vs. Denver	L, 63-78

* – Sun Belt Game
1 – Sun Belt Championships, New Orleans, La.

2001-02 ROSTER

No.	Name	Cl.	Pos.	Ht.	Hometown
00	Ciara Gray	FR	G	5-9	La Vergne, Tenn.
5	Keisha McClinic*	SO	G	5-10	Stockbridge, Ga.
10	Paula Penttila*	JR	G	5-9	Lahti, Finland
11	Jessica McClure	SR	G	5-6	Paris, Tenn.
12	Jennifer Justice*	SO	F	5-11	Aiken, S.C.
13	Mia Parviainen	JR	G/F	6-1	Helsinki, Finland
22	Tiffany Fisher^	FR	G	5-10	Jackson, Tenn.
23	Patrice Holmes*	FR	G	5-9	Bishopville, S.C.
24	Cartia Bailey	FR	G	5-8	Fayetteville, Tenn.
32	Eboni Kirby	FR	F	5-10	Tallahassee, Fla.
34	Renee Hall	FR	C	6-2	Charlotte, N.C.
35	Jamie Thomatis*	SR	F	5-11	Destrehan, La.
42	Jessica Schlueter	FR	C	6-3	Cedar Rapids, Iowa
52	Joanne Aluka^	SR	F	5-11	Augusta, Ga.

* - primary starter; ^ - top-two reserve

ANNUAL TEAM HISTORY

2002-03 SCHEDULE

RECORD: 18-12, 9-5 SUN BELT
HOME: 10-3 | AWAY: 6-7 | NEUTRAL: 2-1
HEAD COACH: STEPHANY SMITH

N. 25	at Tennessee Tech	W, 71-59
N. 30	at Cincinnati	L, 59-79
D. 2	**ETSU**	**W, 95-70**
D. 6	[1] at Kansas State (7/7)	L, 61-79
D. 7	[1] vs. Milwaukee	L, 60-62
D. 14	at South Carolina State	W, 70-57
D. 16	at South Carolina (18/19)	L, 50-65
D. 19	**MEMPHIS**	**W, 89-83**
D. 22	**LIPSCOMB**	**W, 61-56**
D. 28	**TENNESSEE STATE**	**W, 83-62**
D. 30	**GEORGIA**	**L, 43-79**
J. 4	*** WESTERN KENTUCKY**	**W, 74-62**
J. 6	**AUSTIN PEAY**	**L, 68-78**
J. 9	*** ARKANSAS STATE**	**W, 80-63**
J. 11	*** UALR**	**W, 68-29**
J. 16	* at South Alabama	L, 58-72
J. 18	* at New Orleans	L, 59-65
J. 23	*** NEW MEXICO STATE**	**L, 63-73**
J. 25	*** LOUISIANA**	**W, 61-41**
J. 28	at Southern Illinois	W, 87-63
F. 1	* at FIU	L, 63-65
F. 6	* at North Texas	W, 70-56
F. 8	*** DENVER**	**W, 67-65**
F. 13	* at Arkansas State	W, 71-63
F. 15	* at UALR	W, 69-52
F. 22	*** FIU**	**W, 61-57**
M. 1	* at Western Kentucky	L, 73-84
M. 9	[2] vs. New Orleans	W, 69-55
M. 10	[2] vs. Arkansas State	W, 65-52
M. 11	[2] at Western Kentucky	L, 83-86

* – Sun Belt Game
1 – Wildcat Classic, Manhattan, Kan.
2 – Sun Belt Championships, Bowling Green, Ky.

2002-03 ROSTER

No.	Name	Cl.	Pos.	Ht.	Hometown
00	Ciara Gray	SO	G	5-9	La Vergne, Tenn.
5	Keisha McClinic*	JR	G	5-10	Stockbridge, Ga.
10	Paula Penttila*	SR	G	5-9	Lahti, Finland
12	Jennifer Justice^	JR	F	5-11	Aiken, S.C.
13	Mia Parviainen*	SR	G/F	6-1	Helsinki, Finland
21	Tia Stovall*	FR	F	6-0	Winchester, Tenn.
22	Tiffany Fisher	SO	G	5-10	Jackson, Tenn.
23	Patrice Holmes*	SO	G	5-9	Bishopville, S.C.
24	Cartia Bailey	FR	G	5-8	Fayetteville, Tenn.
32	Eboni Kirby^	SO	F	5-10	Tallahassee, Fla.
42	Jessica Schlueter	SO	C	6-3	Cedar Rapids, Iowa

* - primary starter; ^ - top-two reserve

2003-04 SCHEDULE

SUN BELT CHAMPIONS
SUN BELT TOURNAMENT CHAMPIONS
RECORD: 24-8, 10-4 SUN BELT
HOME: 11-2 | AWAY: 9-5 | NEUTRAL: 4-1
HEAD COACH: STEPHANY SMITH

N. 21	**TENNESSEE TECH**	**W, 65-52**
N. 24	**SOUTHERN ILLINOIS**	**W, 76-62**
N. 28	[1] vs. Manhattan	L, 65-70
N. 29	[1] vs. Norfolk State	W, 80-58
D. 3	at Xavier	W, 67-65
D. 13	at Georgia (10/9)	L, 50-65
D. 15	at Tennessee State	W, 82-63
D. 17	**CHICAGO STATE**	**W, 78-55**
D. 20	at Austin Peay	W, 61-46
D. 22	**SOUTH CAROLINA STATE**	**W, 76-54**
D. 30	at Lipscomb	W, 68-47
J. 5	**HOUSTON**	**L, 63-67**
J. 8	**ALABAMA**	**W, 65-61 (OT)**
J. 15	* at Arkansas State	L, 62-69
J. 17	* at UALR	L, 54-68
J. 22	*** SOUTH ALABAMA**	**W, 56-55**
J. 24	*** NEW ORLEANS**	**W, 67-47**
J. 29	* at New Mexico State	W, 52-51
J. 31	* at Louisiana	W, 72-57
F. 5	*** WESTERN KENTUCKY**	**L, 68-70 (2OT)**
F. 7	*** FIU**	**W, 73-47**
F. 12	*** NORTH TEXAS**	**W, 64-55**
F. 15	* at Denver	W, 68-56
F. 19	*** ARKANSAS STATE**	**W, 70-47**
F. 21	*** UALR**	**W, 71-54**
F. 26	* at Western Kentucky	L, 71-79
M. 1	* at FIU	W, 63-48
M. 7	[2] vs. North Texas	W, 81-66
M. 8	[2] vs. Denver	W, 64-61
M. 9	[2] at Western Kentucky	W, 79-57
M. 21	[3] vs. North Carolina (12/11)	W, 67-62
M. 23	[3] at Notre Dame	L, 46-59

* – Sun Belt Game
1 – FAU Classic, Boca Raton, Fla.
2 – Sun Belt Championships, Bowling Green, Ky
3 – NCAA East Regional, South Bend, Ind.

2003-04 ROSTER

No.	Name	Cl.	Pos.	Ht.	Hometown
00	Ciara Gray^	JR	G	5-9	La Vergne, Tenn.
2	Jenne Webb	FR	G	5-8	Murfreesboro, Tenn.
4	Krystle Horton*	FR	F	6-2	Murfreesboro, Tenn.
5	Keisha McClinic*	SR	G	5-10	Stockbridge, Ga.
10	Yamil Cordero	SR	G	5-6	Orlando, Fla.
11	Ditte Jakobsen	JR	F/G	6-2	Skovlunde, Denmark
12	Jennifer Justice*	SR	F/G	5-11	Aiken, S.C.
21	Tia Stovall*	SO	F	6-1	Winchester, Tenn.
22	Chrissy Givens^	FR	G	5-10	Monroe, La.
23	Patrice Holmes*	JR	G	5-9	Bishopville, S.C.
24	Cartia Bailey	SO	G	5-8	Fayetteville, Tenn.

* - primary starter; ^ - top-two reserve

2004-05 SCHEDULE

SUN BELT CHAMPIONS
SUN BELT TOURNAMENT CHAMPIONS
RECORD: 24-9, 11-3 SUN BELT
HOME: 12-2 | AWAY: 7-6 | NEUTRAL: 5-1
HEAD COACH: STEPHANY SMITH

N. 12	**[1] USF**	**L, 62-70**
N. 19	**FLORIDA ATLANTIC**	**W, 85-63**
N. 22	at Alabama	L, 66-80
N. 27	[2] vs. Wisconsin	W, 77-74
N. 28	[2] at Houston	L, 56-80
D. 2	at Georgia State	W, 64-49
D. 4	at Georgia Southern	W, 66-54
D. 9	at Tennessee Tech	L, 50-52
D. 18	**SOUTH CAROLINA**	**W, 69-56**
D. 21	**AUSTIN PEAY**	**W, 57-55**
D. 29	**CINCINNATI**	**W, 64-47**
J. 3	**SOUTH DAKOTA STATE**	**L, 56-58**
J. 6	**XAVIER**	**W, 64-58**
J. 13	*** UALR**	**W, 71-49**
J. 15	*** ARKANSAS STATE**	**W, 65-55**
J. 20	* at New Orleans	W, 59-51
J. 22	* at South Alabama	W, 63-46
J. 27	*** LOUISIANA**	**W, 53-45**
J. 29	*** NEW MEXICO STATE**	**W, 65-41**
F. 3	* at Western Kentucky	L, 67-71 (OT)
F. 7	* at FIU	L, 55-66
F. 10	*** DENVER**	**W, 71-45**
F. 12	* at North Texas	W, 64-49
F. 17	* at UALR	W, 62-54
F. 19	* at Arkansas State	L, 69-72
F. 24	*** WESTERN KENTUCKY**	**W, 79-55**
F. 26	*** FIU**	**W, 67-58**
M. 4	[3] vs. New Orleans	W, 73-30
M. 6	[3] at North Texas	W, 59-58 (OT)
M. 7	[3] vs. Western Kentucky	W, 65-61
M. 8	[3] vs. Louisiana	W, 67-52
M. 19	[4] vs. North Carolina State (21/22)	W, 60-58
M. 21	[4] vs. Texas Tech (14/14)	L, 69-80

* – Sun Belt Game
1 – Preseason WNIT
2 – Houston Classic, Houston, Texas
3 – Sun Belt Championships, Denton, Texas
4 – NCAA Philadelphia Regional, Dallas, Texas

2004-05 ROSTER

No.	Name	Cl.	Pos.	Ht.	Hometown
00	Ciara Gray^	SR	G	5-9	La Vergne, Tenn.
2	Jenne Webb	SO	G	5-8	Murfreesboro, Tenn.
4	Krystle Horton*	SO	F	6-2	Murfreesboro, Tenn.
10	Sara Nuxol	FR	G	5-8	Winter Springs, Fla.
11	Ditte Jakobsen*	SR	F/G	6-2	Skovlunde, Denmark
12	Starr Orr	FR	G	5-8	Danville, Ala.
14	Latoya Barclay	FR	G	5-5	Harvest, Ala.
21	Tia Stovall*	JR	F	6-1	Estill Springs, Tenn.
22	Chrissy Givens*	SO	G	5-11	Monroe, La.
23	Patrice Holmes*	SR	G	5-9	Bishopville, S.C.
31	Lakira Boyd^	FR	F	6-2	Memphis, Tenn.

* - primary starter; ^ - top-two reserve

ANNUAL TEAM HISTORY

2005-06 SCHEDULE

SUN BELT CHAMPIONS
SUN BELT TOURNAMENT CHAMPIONS
RECORD: 20-11, 10-4 SUN BELT
HOME: 15-1 | AWAY: 4-9 | NEUTRAL: 1-1
HEAD COACH: RICK INSELL

N. 18	at Chattanooga	L, 66-76
N. 22	**HOUSTON**	**W, 62-35**
N. 25	**GEORGIA SOUTHERN**	**W, 80-58**
N. 26	**EASTERN KENTUCKY**	**W, 77-66**
N. 30	**GEORGIA (17/17)**	**L, 72-90**
D. 2	at South Dakota State	W, 79-72
D. 4	at North Dakota State	L, 58-65
D. 8	**GEORGIA STATE**	**W, 69-51**
D. 18	[1] vs. Penn State	W, 79-65
D. 19	[1] at UAB	L, 69-71
D. 21	**TENNESSEE TECH**	**W, 74-46**
D. 28	at Austin Peay	L, 69-71
J. 2	at Virginia	L, 63-79
J. 8	*** WESTERN KENTUCKY**	**W, 68-63**
J. 12	* at Arkansas State	W, 66-65
J. 14	* at UALR	L, 53-58
J. 19	* at South Alabama	W, 59-58
J. 21	*** TROY**	**W, 91-60**
J. 26	*** LOUISIANA**	**W, 69-68**
J. 28	* at New Orleans	W, 90-41
F. 2	*** FIU**	**W, 70-65**
F. 8	* at North Texas	L, 64-69
F. 11	*** DENVER**	**W, 77-56**
F. 16	*** ARKANSAS STATE**	**W, 95-59**
F. 18	*** UALR**	**W, 65-58**
F. 25	* at Western Kentucky	L, 63-70
F. 27	* at FIU	L, 57-73
M. 4	**[2] LOUISIANA**	**W, 84-58**
M. 6	**[2] ARKANSAS STATE**	**W, 90-64**
M. 7	**[2] WESTERN KENTUCKY**	**W, 84-73**
M. 18	[3] vs. Utah (18/19)	L, 71-76

* – Sun Belt Game
1 – UAB Tourney, Birmingham, Ala.
2 – Sun Belt Championships, Murfreesboro, Tenn.
3 – NCAA Albuquerque Regional, Tucson, Ariz.

2005-06 ROSTER

No.	Name	Cl.	Pos.	Ht.	Hometown
1	Monique Martin	SO	G	5-11	Thomson, Ga.
2	Johnna Abney*	FR	PG	5-4	Mt. Vernon, Ky.
3	LaCondra Mason*	FR	G	5-9	Chattanooga, Tenn.
4	Krystle Horton*	JR	F	6-2	Murfreesboro, Tenn.
12	Starr Orr^	SO	G	5-8	Danville, Ala.
14	Latoya Barclay	SO	G	5-4	Harvest, Ala.
21	Tia Stovall*	SR	F	6-1	Estill Springs, Tenn.
22	Chrissy Givens*	JR	G	5-10	Monroe, La.
31	Lakira Boyd^	SO	F	6-2	Memphis, Tenn.
43	Brittany Pittman	FR	F	6-2	Lexington, Ky.

* - primary starter; ^ - top-two reserve

2006-07 SCHEDULE

SUN BELT CHAMPIONS
SUN BELT TOURNAMENT CHAMPIONS
RECORD: 30-4, 18-0 SUN BELT
HOME: 13-2 | AWAY: 13-1 | NEUTRAL: 4-1
HEAD COACH: RICK INSELL

N. 10	**--/--**	**MARYLAND (1/1)**	**L, 76-80**
N. 13	**--/--**	**SOUTH DAKOTA STATE**	**L, 61-72**
N. 18	--/--	[1] vs. Maine	W, 87-60
N. 19	--/--	[1] at Minnesota	W, 79-61
N. 24	**--/--**	**CHATTANOOGA**	**W, 98-69**
N. 26	--/--	at Tennessee (4/4)	L, 64-88
N. 29	--/--	at Tennessee Tech	W, 68-50
D. 4	**--/--**	**AUSTIN PEAY**	**W, 80-49**
D. 7	--/--	at Georgia (8/8)	W, 70-62
D. 14	--/--	* at South Alabama	W, 93-58
D. 17	**--/--**	*** ULM**	**W, 103-59**
D. 19	**--/--**	**OLD DOMINION**	**W, 86-71**
D. 27	**--/--**	*** WESTERN KENTUCKY**	**W, 76-62**
J. 2	**NR/25**	**NORTH DAKOTA STATE**	**W, 93-63**
J. 6	**NR/25**	*** TROY**	**W, 90-55**
J. 9	21/21	* at FIU	W, 86-52
J. 11	21/21	* at Florida Atlantic	W, 78-48
J. 13	21/21	* at New Orleans	W, 78-50
J. 18	**20/20**	*** ARKANSAS STATE**	**W, 82-54**
J. 20	20/20	* at UALR	W, 75-62
J. 24	19/19	* at North Texas	W, 70-56
J. 28	**19/19**	*** LOUISIANA**	**W, 84-57**
J. 31	**20/19**	*** DENVER**	**W, 82-58**
F. 3	**20/19**	*** SOUTH ALABAMA**	**W, 86-58**
F. 7	19/18	* at ULM	W, 83-70
F. 11	19/18	* at Western Kentucky	W, 78-63
F. 15	**17/18**	*** FIU**	**W, 66-59**
F. 22	17/17	* at Troy	W, 68-60
F. 24	**17/17**	*** FLORIDA ATLANTIC**	**W, 76-63**
M. 3	17/17	[2] vs. South Alabama	W, 79-52
M. 5	16/17	[2] vs. Denver	W, 76-50
M. 6	16/17	[2] at Louisiana	W, 77-67
M. 17	17/16	[3] vs. Gonzaga	W, 85-46
M. 19	17/16	[3] vs. Marist	L, 59-73

* – Sun Belt Game
1 – Subway Classic, Minneapolis, Minn.
2 – Sun Belt Championships, Lafayette, La.
3 – NCAA Dayton Regional, Stanford, Calif.

2006-07 ROSTER

No.	Name	Cl.	Pos.	Ht.	Hometown
0	Chelsia Lymon^	FR	G	5-5	Georgetown, Ky.
1	Amber Holt*	JR	G	6-0	Duluth, Ga.
2	Johnna Abney*	SO	G	5-4	Mt. Vernon, Ky.
3	LaCondra Mason	SO	G	5-9	Chattanooga, Tenn.
4	Krystle Horton*	SR	F	6-2	Murfreesboro, Tenn.
10	Jackie Pickel^	FR	G	5-10	Cleveland, Tenn.
11	Whitney Tate	JR	G	5-9	Shelbyville, Tenn.
12	Starr Orr*	JR	G	5-8	Danville, Ala.
14	Latoya Barclay	JR	G	5-4	Harvest, Ala.
15	Carden Cobb	SR	F	5-10	Pulaski, Tenn.
21	Brandi Brown	FR	F	6-3	Jamestown, Tenn.
22	Chrissy Givens*	SR	G	5-10	Monroe, La.
23	Angelique Burtts	FR	F	6-0	Conyers, Ga.
31	Lakira Boyd	JR	F	6-2	Memphis, Tenn.

* - primary starter; ^ - top-two reserve

2007-08 SCHEDULE

RECORD: 22-12, 14-4 SUN BELT
HOME: 11-2 | AWAY: 9-9 | NEUTRAL: 2-1
HEAD COACH: RICK INSELL

N. 10	at Old Dominion	L, 76-68
N. 14	**TENNESSEE TECH**	**W, 89-62**
N. 19	at Houston	W, 69-68
N. 25	at Arizona	W, 70-60
N. 28	at Chattanooga	L, 57-54
D. 2	**WESTERN CAROLINA**	**L, 77-71**
D. 5	at Maryland (3/6)	L, 74-69
D. 13	at Tennessee (1/1)	L, 84-61
D. 15	at Austin Peay	W, 95-60
D. 19	*** FIU**	**W, 77-64**
D. 22	* at South Alabama	W, 80-46
D. 28	**LSU (8/8)**	**W, 67-56**
D. 30	at Louisville	L, 76-64
J. 3	* at Western Kentucky	L, 85-81
J. 6	*** DENVER**	**W, 93-55**
J. 10	*** FLORIDA ATLANTIC**	**W, 79-63**
J. 14	* at Arkansas State	L, 70-68
J. 17	* at Troy	W, 87-53
J. 20	*** NEW ORLEANS**	**W, 80-61**
J. 24	* at ULM	W, 64-61
J. 26	*** NORTH TEXAS**	**W, 89-50**
J. 30	* at Louisiana	W, 85-66
F. 6	*** UALR**	**L, 66-53**
F. 9	* at FIU	L, 74-62
F. 14	*** SOUTH ALABAMA**	**W, 66-46**
F. 17	*** WESTERN KENTUCKY**	**W, 68-60**
F. 21	* at Denver	W, 81-77
F. 23	* at Florida Atlantic	W, 89-84 (OT)
M. 1	*** TROY**	**W, 61-50**
M. 8	[1] vs. Troy	W, 74-51
M. 10	[1] vs. UALR	W, 57-45
M. 11	[1] vs. Western Kentucky	L, 65-49
M. 19	**[2] WESTERN CAROLINA**	**W, 104-69**
M. 21	[3] at Kentucky	L, 68-66 (OT)

* - Sun Belt Game
1 - Sun Belt Championships, Mobile, Ala.
2 - WNIT, First Round, Murfreesboro, Tenn.
3 - WNIT, Second Round, Lexington, Ky.

2007-08 ROSTER

No.	Name	Cl.	Pos.	Ht.	Hometown
00	Chelsia Lymon*	SO	G	5-5	Georgetown, Ky.
1	Amber Holt*	SR	G	6-0	Duluth, Ga.
2	Johnna Abney	JR	G	5-4	Mt. Vernon, Ky.
3	Emily Queen*	FR	F	6-1	Ashland, Ky.
10	Jackie Pickel	SO	G	5-10	Cleveland, Tenn.
12	Starr Orr*	SR	G	5-8	Danville, Ala.
14	Latoya Barclay^	SR	G	5-4	Harvest, Ala.
21	Brandi Brown^	SO	F	6-3	Jamestown, Tenn.
22	Morgan Boyd	FR	G	6-1	Olathe, Kan.
23	Angelique Burtts	r-FR	F	6-0	Conyers, Ga.
30	Anne Marie Lanning*	FR	G	5-11	Murfreesboro, Tenn.
32	Alysha Clark	JR	F	5-10	Mt. Juliet, Tenn.

* - primary starter; ^ - top-two reserve

ANNUAL TEAM HISTORY

2008-09 SCHEDULE

SUN BELT CHAMPIONS
SUN BELT TOURNAMENT CHAMPIONS
RECORD: 28-6, 17-1 SUN BELT
HOME: 15-1 | AWAY: 10-5 | NEUTRAL: 3-0
HEAD COACH: RICK INSELL

N. 15	**--/--**	**[1] LAFAYETTE**	**W, 85-47**
N. 19	--/--	[1] at Oklahoma (2/4)	L, 65-85
N. 22	**--/---**	**[1] INDIANA**	**W, 65-59**
N. 25	**--/--**	**CHATTANOOGA**	**W, 73-65**
N. 28	**--/--**	**ARIZONA**	**W, 77-57**
N. 30	--/--	at LSU	W, 79-75
D. 4	**RV/RV**	**LOUISVILLE (13/15)**	**L, 44-67**
D. 7	RV/RV	at Western Carolina	L, 59-68
D. 11	--/--	at Tennessee (7/10)	L, 52-81
D. 14	**--/--**	**ALABAMA**	**W, 77-67**
D. 16	**--/--**	**AUSTIN PEAY**	**W, 62-53**
D. 20	**--/--**	*** TROY**	**W, 82-46**
D. 28	--/--	at Tennessee Tech	W, 101-66
D. 31	--/--	* at North Texas	W, 72-52
J. 4	--/--	* at South Alabama	W, 80-57
J. 7	**RV/RV**	*** FLORIDA ATLANTIC**	**W, 90-64**
J. 11	**RV/RV**	*** FIU**	**W, 68-35**
J. 14	RV/RV	* at Western Kentucky	W, 68-56
J. 17	RV/RV	* at UALR* (nr/RV)	W, 67-62 (OT)
J. 21	**RV/RV**	*** ARKANSAS STATE**	**W, 91-51**
J. 24	RV/RV	* at New Orleans	W, 87-53
J. 28	**RV/RV**	*** LOUISIANA**	**W, 85-57**
J. 31	**RV/RV**	*** ULM**	**W, 91-75**
F. 4	RV/RV	* at Denver	W, 77-49
F. 11	RV/RV	* at Troy	W, 75-60
F. 15	**RV/RV**	*** NORTH TEXAS**	**W, 113-58**
F. 18	**RV/25**	*** SOUTH ALABAMA**	**W, 90-64**
F. 21	RV/25	* at Florida Atlantic	L, 73-70
F. 25	RV/RV	* at FIU	W, 74-54
M. 1	**RV/RV**	*** WESTERN KENTUCKY**	**W, 87-61**
M. 7	RV/RV	[2] vs. New Orleans	W, 82-47
M. 9	RV/RV	[2] vs. South Alabama	W, 77-71
M. 10	RV/RV	[2] vs. UALR	W, 74-54
M. 22	RV/25	[3] at Michigan State	L, 59-60

* - Sun Belt Game
1 - Preseason WNIT
2 - Sun Belt Championships, Hot Springs, Ark
3 - NCAA Berkeley Regional, East Lansing, Mich.

2008-09 ROSTER

No.	Name	Cl.	Pos.	Ht.	Hometown
00	Chelsia Lymon*	JR	G	5-5	Georgetown, Ky.
3	Emily Queen*	SO	F	6-1	Ashland, Ky.
10	Jackie Pickel*	JR	G	5-10	Cleveland, Tenn.
20	Tina Stewart	FR	G	5-7	Memphis, Tenn.
21	Brandi Brown*	JR	F	6-3	Jamestown, Tenn.
22	Alysha Clark*	r-JR	F	5-10	Mt. Juliet, Tenn.
23	Abby Andrews	FR	G	5-10	Collinwood, Tenn.
30	Anne Marie Lanning^	SO	G	5-11	Murfreesboro, Tenn.
32	Dana Garrett^	JR	G	5-11	St. George, S.C.
40	Shytoria Davis	JR	F	6-3	Charleston, Mo.
44	Molly McFadden	FR	F	6-1	Sparta, Tenn.

* - primary starter; ^ - top-two reserve

2009-10 SCHEDULE

SUN BELT CHAMPIONS
SUN BELT TOURNAMENT CHAMPIONS
RECORD: 25-6, 17-1 SUN BELT
HOME: 12-1 | AWAY: 10-4 | NEUTRAL: 3-1
HEAD COACH: RICK INSELL

N. 15	**24/RV**	**UCF**	**W, 78-53**
N. 18	24/RV	at LSU (7/15)	L, 40-61
N. 21	24/RV	at Austin Peay	W, 84-73
N. 25	**--/--**	**TENNESSEE (6/5)**	**L, 52-69**
N. 28	**--/--**	**TENNESSEE TECH**	**W, 76-39**
D. 3	--/--	at Xavier (9/10)	L, 63-80
D. 9	--/--	at Louisville (RV/RV)	W, 94-84
D. 13	--/--	at South Dakota State	L, 61-87
D. 20	**--/--**	***WESTERN KENTUCKY**	**W, 68-54**
D. 28	**--/--**	**KENTUCKY (RV/RV)**	**W, 57-51**
D. 30	--/--	* at New Orleans	W, 102-57
J. 3	**--/--**	*** LOUISIANA**	**W, 83-54**
J. 6	--/--	* at Arkansas State	W, 75-65
J. 9	--/--	* at UALR	L, 43-63
J. 13	**--/--**	*** FIU**	**W, 90-58**
J. 16	**--/--**	*** FLORIDA ATLANTIC**	**W, 92-76**
J. 20	--/--	* at ULM	W, 74-55
J. 24	--/--	* at Western Kentucky	W, 88-63
J. 27	**--/--**	*** NEW ORLEANS**	**W, 78-60**
J. 30	**--/--**	*** NORTH TEXAS**	**W, 119-51**
F. 3	**--/--**	*** TROY**	**W, 84-51**
F. 6	--/--	* at South Alabama	W, 100-52
F. 10	**--/--**	*** DENVER**	**W, 94-78**
F. 17	--/--	* at Troy	W, 106-82
F. 21	**--/--**	*** SOUTH ALABAMA**	**W, 100-78**
F. 24	--/--	* at FIU	W, 101-58
F. 27	--/--	* at Florida Atlantic	W, 88-71
M. 7	--/--	[1] vs. North Texas	W, 106-66
M. 8	--/--	[1] vs. Western Kentucky	W, 76-63
M. 9	RV/25	[1] vs. UALR (RV/RV)	W, 70-68 (OT)
M. 21	RV/24	[2] vs. Mississippi State	L, 64-68

* - Sun Belt Game
1 - Sun Belt Championships, Hot Springs, Ark.
2 - NCAA Dayton Regional, Pittsburgh, Pa.

2009-10 ROSTER

No.	Name	Cl.	Pos.	Ht.	Hometown
00	Chelsia Lymon*	SR	G	5-5	Georgetown, Ky.
3	Emily Queen	JR	F	6-1	Ashland, Ky.
10	Jackie Pickel*	SR	G	5-10	Cleveland, Tenn.
11	Jamila Ajanaku	FR	G	6-1	Memphis, Tenn.
13	Icelyn Elie	FR	G	6-1	Lebanon, Tenn.
14	Dymon Raynor	FR	F	6-3	La Vergne, Tenn.
20	Tina Stewart	SO	G	5-7	Memphis, Tenn.
21	Brandi Brown*	SR	F	6-3	Jamestown, Tenn.
22	Alysha Clark*	r-SR	F	5-10	Mt. Juliet, Tenn.
24	Kortni Jones^	FR	G	5-9	Oak Ridge, Tenn.
30	Anne Marie Lanning*	JR	G	5-11	Murfreesboro, Tenn.
32	Dana Garrett^	SR	G	5-11	St. George, S.C.
33	Lauren March	FR	F	6-2	Lewisburg, Tenn.
44	Molly McFadden	SO	F	6-1	Sparta, Tenn.

* - primary starter; ^ - top-two reserve

2010-11 SCHEDULE

SUN BELT CHAMPIONS
RECORD: 23-8, 14-2 SUN BELT
HOME: 12-1 | AWAY: 9-5 | NEUTRAL: 2-2
HEAD COACH: RICK INSELL

N. 14	**--/--**	**USF**	**W, 71-59**
N. 16	--/--	at Austin Peay	W, 74-60
N. 21	nr/RV	at Arkansas	L, 50-77
N. 26	**--/--**	**ETSU**	**W, 87-71**
N. 28	**--/--**	**SOUTH DAKOTA STATE**	**W, 70-51**
D. 1	nr/RV	at Tennessee Tech	W, 71-58
D. 3	nr/RV	at Georgia Tech	L, 48-68
D. 7	nr/RV	at UCF	W, 77-73
D. 9	**--/--**	**XAVIER (4/5)**	**L, 52-65**
D. 12	**--/--**	**JAMES MADISON**	**W, 81-75**
D. 20	--/--	[1] vs. St. Bonaventure	W, 58-53
D. 21	--/--	[1] vs. Kansas State (RV/nr)	W, 63-49
D. 29	nr/RV	at Kentucky (11/11)	L, 72-81
J. 2	nr/RV	* at South Alabama	W, 67-59
J. 5	**--/--**	*** NORTH TEXAS**	**W, 83-63**
J. 8	--/--	* at Louisiana	W, 84-62
J. 12	**--/--**	*** FLORIDA ATLANTIC**	**W, 83-52**
J. 16	--/--	* at Arkansas State	W, 57-52
J. 19	**--/--**	*** TROY**	**W, 103-52**
J. 23	**--/--**	*** DENVER**	**W, 71-68**
J. 26	nr/RV	* at Florida Atlantic	W, 85-53
J. 29	nr/RV	* at FIU	L, 59-62
F. 2	**NR/RV**	*** ULM**	**W, 87-58**
F. 5	**NR/RV**	*** SOUTH ALABAMA**	**W, 71-48**
F. 9	nr/RV	* at Western Kentucky	W, 72-66
F. 12	**NR/RV**	*** FIU**	**W, 66-52**
F. 17	nr/RV	* at Troy	W, 80-61
F. 20	nr/RV	* at UALR (nr/RV)	L, 61-69
F. 27	**NR/RV**	*** WESTERN KENTUCKY**	**W, 64-56**
M. 6	nr/RV	[2] vs. Arkansas State	L, 62-77
M. 20	nr/RV	[3] vs. Georgia (RV/nr)	L, 41-56

* - Sun Belt Game
1 - UTSA Holiday Classic, San Antonio, Texas
2 - Sun Belt Championships, Hot Springs, Ark.
3 - NCAA Dallas Regional, Auburn, Ala.

2010-11 ROSTER

No.	Name	Cl.	Pos.	Ht.	Hometown
1	Janay Brinkley	FR	G	5-6	Pasadena, Md.
3	Emily Queen	SR	F	6-1	Ashland, Ky.
11	Jamila Ajanaku	SO	G	6-1	Memphis, Tenn.
13	Icelyn Elie*	SO	G	6-1	Lebanon, Tenn.
14	Dymon Raynor	SO	C	6-3	La Vergne, Tenn.
20	Tina Stewart^	JR	G	5-7	Memphis, Tenn.
21	Ebony Rowe*	FR	F	6-1	Lexington, Ky.
23	Lauren March	r-FR	F	6-2	Lewisburg, Tenn.
24	Kortni Jones*	SO	G	5-9	Oak Ridge, Tenn.
30	Anne Marie Lanning*	SR	G	5-11	Murfreesboro, Tenn.
32	Jordyn Luffman*	FR	G/F	6-1	Lawrenceburg, Tenn.
34	Stephanie Myers	FR	C	6-5	La Vergne, Tenn.
44	Molly McFadden	JR	F	6-1	Sparta, Tenn.
50	KeKe Stewart^	FR	C	6-1	Oak Ridge, Tenn.
52	Laken Leonard	FR	G	5-10	Whitleyville, Tenn.

* - primary starter; ^ - top-two reserve

ANNUAL TEAM HISTORY

2011-12 SCHEDULE

SUN BELT CHAMPIONS
RECORD: 26-7, 16-0 SUN BELT
HOME: 13-2 | AWAY: 10-4 | NEUTRAL: 3-1
HEAD COACH: RICK INSELL

N. 11	nr/RV	[1] vs. UNC Wilmington	W, 79-60
N. 13	nr/RV	[1] at Penn State (12/14)	L, 49-65
N. 17	**NR/RV**	**SOUTH DAKOTA STATE**	**W, 59-49**
N. 20	nr/RV	at James Madison	L, 46-60
N. 23	**NR/RV**	**TENNESSEE TECH**	**W, 74-55**
N. 26	nr/RV	at ETSU	W, 78-63
N. 29	nr/RV	at Tennessee (8/8)	L, 43-82
D. 3	**NR/RV**	**ARKANSAS**	**L, 53-59**
D. 6	**--/--**	**AUSTIN PEAY**	**W, 69-63**
D. 9	--/--	at Xavier	W, 65-49
D. 11	**--/--**	**GEORGIA TECH**	**L, 47-58**
D. 18	**--/--**	**TENNESSEE STATE**	**W, 94-53**
D. 21	**--/--**	*** FIU**	**W, 58-53**
D. 28	**--/--**	**KENTUCKY (6/6)**	**W, 70-58**
D. 31	**--/--**	*** SOUTH ALABAMA**	**W, 60-39**
J. 5	--/--	* at Troy	W, 72-66 (OT)
J. 7	**--/--**	*** LOUISIANA**	**W, 104-53**
J. 12	nr/RV	* at FIU	W, 74-60
J. 14	nr/RV	* at Florida Atlantic	W, 55-37
J. 18	**NR/RV**	*** ARKANSAS STATE**	**W, 71-62**
J. 21	nr/RV	* at South Alabama	W, 60-53
J. 25	**NR/RV**	*** TROY**	**W, 82-52**
F. 2	nr/RV	* at North Texas	W, 70-68
F. 4	nr/RV	* at Denver	W, 75-63
F. 8	**NR/RV**	*** WESTERN KENTUCKY**	**W, 67-64**
F. 12	**NR/RV**	*** UALR**	**W, 59-51**
F. 18	**RV/RV**	*** FLORIDA ATLANTIC**	**W, 65-41**
F. 23	RV/RV	* at ULM	W, 67-53
F. 26	RV/RV	* at Western Kentucky	W, 77-62
M. 4	RV/RV	[2] vs. Western Kentucky	W, 65-57
M. 5	RV/RV	[2] vs. FIU	W, 63-53
M. 6	RV/RV	[2] vs. UALR	L, 70-71 (OT)
M. 18	RV/RV	[3] vs. Vanderbilt (RV/RV)	L, 46-60

* - Sun Belt Game
1 - Lady Lion Classic, Unviersity Park, Pa.
2 - Sun Belt Championships, Hot Springs, Ark.
3 - NCAA Tournament First & Second Round, Nashville, Tenn.

2011-12 ROSTER

No.	Name	Cl.	Pos.	Ht.	Hometown
1	Janay Brinkley	SO	G	5-8	Pasadena, Md.
5	Shanice Cason*	FR	G	5-6	Murfreesboro, Tenn.
11	Jamila Ajanaku	JR	G	6-1	Memphis, Tenn.
13	Icelyn Elie*	JR	F	6-1	Lebanon, Tenn.
14	Dymon Raynor	JR	C	6-3	La Vergne, Tenn.
21	Ebony Rowe*	SO	F	6-1	Lexington, Ky.
23	Lauren March^	r-SO	F	6-2	Lewisburg, Tenn.
24	Kortni Jones*	JR	G	5-9	Oak Ridge, Tenn.
34	Stephanie Myers	r-FR	C	6-5	La Vergne, Tenn.
42	KeKe Stewart^	SO	C	6-1	Oak Ridge, Tenn.
44	Molly McFadden	SR	F	6-1	Sparta, Tenn.
52	Laken Leonard*	SO	G	5-10	Whitleyville, Tenn.

* - primary starter; ^ - top-two reserve

2012-13 SCHEDULE

SUN BELT CHAMPIONS
SUN BELT TOURNAMENT CHAMPIONS
RECORD: 25-8, 17-3 SUN BELT
HOME: 12-2 | AWAY: 10-5 | NEUTRAL: 3-1
HEAD COACH: RICK INSELL

N. 9	**RV/RV**	**[1] KENNESAW STATE**	**W, 87-45**
N. 11	**RV/RV**	**[1] MEMPHIS**	**W, 82-68**
N. 14	RV/RV	[1] at Iowa (nr/RV)	L, 63-69 (OT)
N. 20	RV/RV	at Tennessee Tech	W, 65-59 (OT)
N. 24	RV/RV	at Louisiana*	W, 72-45
N. 28	RV/RV	at Tennessee (16/14)	L, 81-88 (OT)
D. 1	RV/RV	at South Dakota State	L, 56-63
D. 4	**NR/RV**	**AUSTIN PEAY**	**W, 70-56**
D. 6	**NR/RV**	**XAVIER**	**W, 63-48**
D. 9	nr/RV	at Kentucky (7/6)	L, 46-68
D. 20	**NR/RV**	*** FIU**	**L, 51-58**
D. 27	**--/--**	*** NORTH TEXAS**	**W, 66-64**
J. 2	--/--	* at Arkansas State	W, 72-70
J. 5	--/--	* at South Alabama	W, 60-39
J. 9	**--/--**	*** FLORIDA ATLANTIC**	**W, 73-59**
J. 12	--/--	* at ULM	W, 66-48
J. 16	**--/--**	*** UALR**	**W, 65-56**
J. 19	**--/--**	*** LOUISIANA**	**W, 72-36**
J. 24	nr/RV	* at North Texas	W, 60-47
J. 27	**NR/RV**	*** WKU**	**W, 79-57**
J. 31	nr/RV	* at FIU	W, 61-51
F. 2	nr/RV	* at Florida Atlantic	W, 70-67
F. 6	**RV/RV**	*** ARKANSAS STATE**	**W, 93-49**
F. 10	**RV/RV**	*** TROY**	**L, 70-74 (OT)**
F. 16	--/--	* at UALR	L, 43-51
F. 20	**--/--**	*** SOUTH ALABAMA**	**W, 69-48**
F. 23	**--/--**	*** ULM**	**W, 74-53**
F. 28	--/--	* at Troy	W, 85-63
M. 2	--/--	* at WKU	W, 71-54
M. 9	--/--	[2] vs. ULM	W, 59-56
M. 10	--/--	[2] vs. FIU	W, 68-59
M. 11	--/--	[2] vs. UALR	W, 53-48
M. 24	nr/RV	[3] vs. Louisville (16/17)	L, 49-74

* - Sun Belt Game
1 - Preseason WNIT
2 - Sun Belt Championships, Hot Springs, Ark.
3 - NCAA Tournament First & Second Round, Louisville, Ky.

2012-13 ROSTER

No.	Name	Cl.	Pos.	Ht.	Hometown
2	Janay Brinkley*	Jr.	G	5-8	Pasadena, Md.
5	Shanice Cason^	So.	G	5-6	Murfreesboro, Tenn.
10	Mackenzie Sells	Fr.	G	5-10	Livingston, Tenn.
13	Icelyn Elie*	Sr.	F	6-1	Lebanon, Tenn.
14	Dymon Raynor	Sr.	C	6-3	La Vergne, Tenn.
21	Ebony Rowe*	Jr.	F	6-1	Lexington, Ky.
23	Lauren March	r-Jr.	F	6-2	Lewisburg, Tenn.
24	Kortni Jones*	Sr.	G	5-9	Oak Ridge, Tenn.
31	TiAnna Porter#	So.	F	6-2	Paris, Tenn.
32	Caroline Warden*	Fr.	G	5-7	Gainesboro, Tenn.
34	Stephanie Myers	r-So.	C	6-5	La Vergne, Tenn.
42	KeKe Stewart^	Jr.	C	6-1	Oak Ridge, Tenn.
50	Janiece Johnson	Jr.	C	6-7	Washington, D.C.
52	Laken Leonard	Jr.	G	5-10	Whitleyville, Tenn.

* - primary starter; ^ - top-two reserve

- sat out due to transfer rules

2013-14 SCHEDULE

CONFERENCE USA CHAMPIONS
CUSA TOURNAMENT CHAMPIONS
RECORD: 29-5, 15-1 CONFERENCE USA
HOME: 11-2 | AWAY: 12-2 | NEUTRAL: 6-1
HEAD COACH: RICK INSELL

N. 8	**RV/RV**	**TENNESSEE (4/4)**	**L, 57-67**
N. 15	RV/RV	at Miami (Fla.)	W, 61-55
N. 19	RV/RV	at Arkansas	L, 51-66
N. 24	**RV/nr**	**KENTUCKY (7/7)**	**L, 72-84**
N. 29	RV/nr	[1] vs. Southeastern Louisiana	W, 88-71
N. 30	RV/nr	[1] vs. Wright State	W, 69-62
D. 1	RV/nr	[1] vs. Mississippi State	W, 62-48
D. 4	RV/nr	at Austin Peay	W, 69-43
D. 12	**RV/nr**	**KENNESAW STATE**	**W, 68-32**
D. 16	RV/nr	at UCF	W, 63-51
D. 18	RV/nr	at USF	W, 68-62
D. 21	**RV/nr**	**SOUTH DAKOTA STATE**	**W, 59-44**
D. 29	RV/RV	at Clemson	W, 76-51
J. 2	**RV/RV**	**TENNESSEE TECH**	**W, 84-53**
J. 8	**RV/RV**	*** NORTH TEXAS**	**W, 86-42**
J. 11	RV/RV	* at Louisiana Tech	W, 68-51
J. 15	**RV/RV**	*** UTEP**	**W, 69-58**
J. 18	RV/RV	* at UAB	W, 61-55
J. 22	**RV/RV**	*** UTSA**	**W, 60-41**
J. 25	**RV/RV**	*** OLD DOMINION**	**W, 62-49**
F. 1	25/RV	* at Tulsa	W, 67-57
F. 5	21/25	* at Southern Miss	L, 56-68
F. 8	**21/25**	*** RICE**	**W, 65-54**
F. 12	RV/RV	* at FIU	W, 65-58
F. 15	RV/RV	* at Florida Atlantic	W, 83-77
F. 19	**RV/RV**	*** MARSHALL**	**W, 75-36**
F. 22	**RV/RV**	*** CHARLOTTE**	**W, 48-46**
F. 26	23/25	* at East Carolina	W, 70-59
M. 1	**23/25**	*** UAB**	**W, 68-58**
M. 5	22/22	* at Tulane	W, 64-52
M. 13	22/20	[2] vs. UAB	W, 69-59
M. 14	22/20	[2] vs. FIU	W, 64-57
M. 15	22/20	[2] vs. Southern Miss	W, 84-55
M. 23	22/20	[3] vs. Oregon State	L, 36-55

* - Conference USA Game
1 - Gulf Coast Showcase, Estero, Fla.
2 - CUSA Championship, El Paso, Texas
3 - NCAA Tournament First & Second Round, Seattle, Wash.

2013-14 ROSTER

No.	Name	Cl.	Pos.	Ht.	Hometown
2	Janay Brinkley	Sr.	G	5-8	Pasadena, Md.
3	Ty Petty	Fr.	G	5-7	Murfreesboro, Tenn.
5	Shanice Cason*	Jr.	G	5-6	Murfreesboro, Tenn.
10	Mackenzie Sells	Fr.	G	5-10	Livingston, Tenn.
11	Cheyenne Parker#	Sr.	F	6-4	Queens, N.Y.
21	Ebony Rowe*	Sr.	F	6-1	Lexington, Ky.
23	Lauren March	r-Sr.	F	6-2	Lewisburg, Tenn.
24	China Dow^	Fr.	G	5-8	Louisville, Ky.
30	Caya Williams	Fr.	F	6-1	Mt. Juliet, Tenn.
32	Caroline Warden^	So.	G	5-7	Gainesboro, Tenn.
34	Olivia Jones*	Fr.	G/F	5-10	Murfreesboro, Tenn.
42	KeKe Stewart*	Sr.	C	6-1	Oak Ridge, Tenn.
44	Shy Copney	Fr.	G	5-9	Johnson City, Tenn.
50	Janiece Johnson	Sr.	C	6-7	Washington, D.C.
52	Laken Leonard*	Sr.	G	5-10	Whitleyville, Tenn.

* - primary starter; ^ - top-two reserve

- sat out due to transfer rules

ANNUAL TEAM HISTORY

2014-15 SCHEDULE

RECORD: 24-10, 14-4 CONFERENCE USA
HOME: 14-4 | AWAY: 9-5 | NEUTRAL: 1-1
HEAD COACH: RICK INSELL

N. 14	RV/RV	at Arizona State	L, 67-81
N. 17	**RV/RV**	**MIAMI**	**W, 53-48**
N. 20	**--/--**	**ARKANSAS**	**L, 51-58**
N. 23	--/--	at Ole Miss	W, 71-65
D. 3	**--/--**	**CLEMSON**	**W, 69-28**
D. 7	**--/--**	**XAVIER**	**W, 90-68**
D. 12	--/--	at Kentucky (8/8)	L, 62-78
D. 15	--/--	at S. Dakota St.	L, 61-65
D. 20	**--/--**	**UCF**	**W, 79-57**
D. 28	--/--	at Tennessee Tech	W, 98-76
J. 4	--/--	* at UAB	W, 76-68
J. 8	--/--	* at FIU	W, 74-60
J. 10	--/--	* at Florida Atlantic	W, 101-69
J. 15	**--/--**	*** SOUTHERN MISS**	**L, 75-77 (OT)**
J. 17	**--/--**	*** LOUISIANA TECH**	**W, 82-59**
J. 22	--/--	* at Old Dominion	W, 65-48
J. 24	--/--	* at Charlotte	W, 84-54
J. 29	**--/--**	*** UTSA**	**W, 73-53**
J. 31	**--/--**	*** UTEP**	**W, 74-53**
F. 5	--/--	* at Southern Miss	L, 65-70 (OT)
F. 7	--/--	* at Louisiana Tech	W, 68-44
F. 12	**--/--**	*** RICE**	**W, 79-61**
F. 14	**--/--**	*** NORTH TEXAS**	**W, 85-59**
F. 19	--/--	* at Marshall	W, 74-48
F. 21	--/--	* at WKU	L, 60-63
F. 28	**--/--**	*** UAB**	**L, 57-62**
M. 5	**--/--**	*** FIU**	**W, 79-30**
M. 7	**--/--**	*** FLORIDA ATLANTIC**	**W, 73-60**
M. 12	--/--	[1] vs. LA Tech	W, 77-58
M. 13	--/--	[1] vs. Southern Miss	L, 53-65
M. 19	**--/--**	**[2] BALL STATE**	**W, 69-58**
M. 22	**--/--**	**[3] ARKANSAS STATE**	**W, 70-60**
M. 26	**--/--**	**[4] OLE MISS**	**W, 82-70**
M. 29	**--/--**	**[5] TEMPLE**	**L, 57-69**

* - Conference USA game
1 - CUSA Championships, Birmingham
2 - WNIT, First Round, Murfreesboro
3 - WNIT, Second Round, Murfreesboro
4 - WNIT, Third Round, Murfreesboro
5 - WNIT, Quarterfinals, Murfreesboro

2014-15 ROSTER

No.	Name	Cl.	Pos.	Ht.	Hometown
2	Hannah Preservati	R-Fr.	G	5-8	Princeton, W. Va.
3	Abbey Sissom	Fr.	G	5-8	Woodbury, Tenn.
5	Shanice Cason*	Sr.	G	5-6	Murfreesboro, Tenn.
10	Mackenzie Sells	Jr.	G	5-10	Livingston, Tenn.
11	Cheyenne Parker*	Sr.	F	6-4	Queens, N.Y.
12	Brea Edwards*	Jr.	G/F	5-10	Rockford, Ill.
20	Ty Petty*	So.	G	5-7	Murfreesboro, Tenn.
22	Rebecca Reuter^	Fr.	F	6-2	Cleveland, Tenn.
23	Gabby Lyon	Fr.	F	6-0	Johnson City, Tenn.
24	China Dow^	So.	G	5-8	Louisville, Ky.
30	Caya Williams	So.	F	6-1	Mt. Juliet, Tenn.
31	TiAnna Porter	R-Jr.	F	6-2	Paris, Tenn.
32	Caroline Warden	Jr.	G	5-7	Gainesboro, Tenn.
34	Olivia Jones*	So.	G/F	5-10	Murfreesboro, Tenn.

* - primary starter; ^ - top-two reserve

2015-16 SCHEDULE

CUSA TOURNAMENT CHAMPIONS
RECORD: 24-9, 15-3 CONFERENCE USA
HOME: 11-3 | AWAY: 9-4 | NEUTRAL: 4-2
HEAD COACH: RICK INSELL

N. 13	**--/--**	**VIRGINIA**	**L, 66-70**
N. 19	--/--	at Central Michigan	L, 59-81
N. 22	**--/--**	**OLE MISS**	**W, 84-75**
N. 27	--/--	[1] vs. Alabama	L, 46-64
N. 28	--/--	[1] vs. Nevada	W, 90-46
N. 30	--/--	at Austin Peay	W, 86-55
D. 6	--/--	at Xavier	W, 62-53
D. 13	**--/--**	**KENTUCKY**	**L, 52-68**
D. 17	**--/--**	**MISSOURI STATE**	**W, 70-54**
D. 20	**--/--**	**TENNESSEE TECH**	**W, 69-53**
D. 29	--/--	at Ohio	L, 49-72
J. 3	**--/--**	*** UAB**	**W, 68-40**
J. 7	--/--	* at UTEP	L, 73-84
J. 9	--/--	* at UTSA	W, 74-63
J. 14	**--/--**	*** CHARLOTTE**	**W, 72-67**
J. 16	**--/--**	*** OLD DOMINION**	**L, 58-61**
J. 21	--/--	* at North Texas	W. 76-52
J. 23	--/--	* at Rice	W, 61-60
J. 28	**--/--**	*** MARSHALL**	**W, 65-54**
J. 30	**--/--**	*** WKU**	**W, 83-75**
F. 4	--/--	* at Florida Atlantic	W, 83-73
F. 6	--/--	* at FIU	W, 85-62
F. 11	**--/--**	*** LOUSIANA TECH**	**W, 68-57**
F. 13	**--/--**	*** SOUTHERN MISS**	**W, 74-44**
F. 21	--/--	* at UAB	W, 77-72
F. 25	--/--	* at WKU	L, 51-62
F. 27	--/--	* at Marshall	W, 79-73
M. 3	**--/--**	*** FLORIDA ATLANTIC**	**W, 71-65**
M. 5	**--/--**	*** FIU**	**W, 77-55**
M. 10	--/--	[2] vs. Rice	W, 74-54
M. 11	--/--	[2] vs. Marshall	W, 69-41
M. 12	--/--	[2] vs. Old Dominion	W, 70-54
M. 19	--/--	[3] vs. Florida State	L, 55-72

* - Conference USA game
1 - Nugget Classic, Reno, Nev.
2 - CUSA Championships, Birmingham, Ala.
3 - NCAA First Round, College Station, Texas

2015-16 ROSTER

No.	Name	Cl.	Pos.	Ht.	Hometown
00	Alex Johnson*	Fr.	F	6-0	Murfreesboro, Tenn.
5	Abbey Sissom*	So.	G	5-8	Woodbury, Tenn.
11	Jess Louro	Fr.	G	5-10	Wall, N.J.
12	Brea Edwards*	Sr.	G/F	5-10	Rockford, Ill.
13	Jordan Majors	Fr.	F	6-0	Nashville, Tenn.
14	Katie Collier	Fr.	G	5-9	Knoxville, Tenn.
20	Ty Petty*	Jr.	G	5-7	Murfreesboro, Tenn.
22	Alex Smith	Fr.	F	6-4	Bronx, N.Y.
23	Gabby Lyon*	So.	F	6-0	Johnson City, Tenn.
24	Rebecca Reuter^	So.	F	6-2	Cleveland, Tenn.
31	TiAnna Porter^	R-Sr.	F	6-2	Paris, Tenn.
32	Caroline Warden	Sr.	G	5-7	Gainesboro, Tenn.
34	Olivia Jones	Jr.	G/F	5-10	Murfreesboro, Tenn.

* - primary starter; ^ - top-two reserve

2016-17 SCHEDULE

RECORD: 23-11, 15-3 CONFERENCE USA
HOME: 13-5 | AWAY: 9-5 | NEUTRAL: 1-1
HEAD COACH: RICK INSELL

N. 11	--/--	at Virginia	L, 51-63
N. 16	**--/--**	**LOUISVILLE**	**L, 72-91**
N. 19	--/--	at Tennessee Tech	W, 73-62
N. 30	**--/--**	**OHIO**	**L, 52-73**
D. 3	**--/--**	**TULANE**	**W, 62-59**
D. 9	--/--	at Kentucky	L, 48-61
D. 13	**--/--**	**ARIZONA STATE**	**L, 48-69**
D. 17	**--/--**	**AUSTIN PEAY**	**W, 82-51**
D. 19	--/--	at Missouri State	W, 71-52
D. 22	**--/--**	**GEORGIA TECH**	**L, 60-61**
D. 28	**--/--**	**CENTRAL MICHIGAN**	**W, 79-69**
J. 1	--/--	* at UAB	W, 64-61
J. 5	**--/--**	*** RICE**	**W, 71-61**
J. 7	**--/--**	*** NORTH TEXAS**	**W, 60-52**
J. 12	--/--	* at Marshall	W, 72-63
J. 15	--/--	* at WKU	L, 51-66
J. 19	**--/--**	*** FIU**	**W, 95-43**
J. 21	**--/--**	*** FLORIDA ATLANTIC**	**W, 87-69**
J. 26	--/--	* at Southern Miss	L, 61-81
J. 28	--/--	* at Louisiana Tech	W, 79-65
F. 2	**--/--**	*** UTSA**	**W, 77-63**
F. 4	**--/--**	*** UTEP**	**W, 76-53**
F. 9	--/--	* at Old Dominion	W, 80-63
F. 11	--/--	* at Charlotte	W, 83-81
F. 16	**--/--**	*** WKU**	**L, 75-82**
F. 18	**--/--**	*** MARSHALL**	**W, 94-69**
F. 26	**--/--**	*** UAB**	**W, 87-56**
M. 2	--/--	* at FIU	W, 88-53
M. 4	--/--	* at Florida Atlantic	W, 71-59
M. 9	--/--	[1] vs. Rice	W, 61-59
M. 10	--/--	[1] vs. Southern Miss	L, 54-59
M. 16	**--/--**	**[2] MOREHEAD STATE**	**W, 67-58**
M. 19	**--/--**	**[3] WAKE FOREST**	**W, 73-66**
M. 23	--/--	[4] at Georgia Tech	L, 57-70

* - Conference USA game
1 - C-USA Championships, Birmingham
2 - WNIT, First Round, Murfreesboro, Tenn.
3 - WNIT, Second Round, Murfreesboro, Tenn.
4 - WNIT, Third Round, Atlanta, Ga.

2016-17 ROSTER

No.	Name	Cl.	Pos.	Ht.	Hometown
00	Alex Johnson*	So.	F	6-0	Murfreesboro, Tenn.
3	Kyla Allison^	Fr.	G	6-0	Orlando, Fla.
5	Abbey Sissom*	Jr.	G	5-8	Woodbury, Tenn.
10	Shayla Middlebrooks	Fr.	G	5-8	Elyria, Ohio
12	Jess Louro*	So.	G	5-10	Wall, N.J.
13	Jordan Majors	So.	F	6-0	Nashville, Tenn.
14	Katie Collier	So.	G	5-9	Knoxville, Tenn.
20	Ty Petty*	Sr.	G	5-7	Murfreesboro, Tenn.
23	Gabby Lyon^	Jr.	F	6-0	Johnson City, Tenn.
24	Rebecca Reuter*	Jr.	F	6-2	Cleveland, Tenn.
35	Charity Savage	Fr.	F	6-0	Memphis, Tenn.

* - primary starter; ^ - top-two reserve

ANNUAL TEAM HISTORY

2017-18 SCHEDULE

RECORD: 18-13, 10-6 CONFERENCE USA
HOME: 9-4 | AWAY: 8-7 | NEUTRAL: 1-2
HEAD COACH: RICK INSELL

N. 10	--/--	at Vanderbilt	W, 65-54
N. 14	**--/--**	**TENNESSEE TECH**	**W, 58-44**
N. 19	**--/--**	**LIPSCOMB**	**W, 72-48**
N. 26	--/--	at UNC-Asheville	W, 72-57
N. 29	--/--	at Ole Miss	L, 56-65
D. 3	--/--	at Georgia Tech	L, 45-48
D. 5	**--/--**	**COPPIN STATE**	**W, 69-39**
D. 9	--/--	at Louisville (4/5)	L, 26-80
D. 14	**--/--**	**TROY**	**W, 73-57**
D. 17	--/--	at Tulane	L, 44-62
D. 19	--/--	[1] vs. USC	L, 57-72
D. 20	--/--	[1] vs. Canisius	W, 55-45
D. 28	**--/--**	**KENTUCKY**	**W, 62-57**
J. 4	--/--	* at WKU	L, 43-57
J. 6	**--/--**	*** UAB**	**L, 51-59**
J. 11	--/--	* at UTSA	W, 62-47
J. 13	--/--	* at UTEP	W, 54-45
J. 18	**--/--**	*** NORTH TEXAS**	**W, 56-48**
J. 20	**--/--**	*** SOUTHERN MISS**	**L, 53-61**
J. 26	--/--	* at Marshall	W, 73-57
J. 28	**--/--**	*** CHARLOTTE**	**W, 64-45**
F. 1	**--/--**	*** LOUISIANA TECH**	**L, 49-66**
F. 8	--/--	* at Florida Atlantic	W, 69-64
F. 10	--/--	* at FIU	W, 63-59
F. 15	**--/--**	*** WKU**	**L, 60-76**
F. 17	**--/--**	*** RICE**	**W, 51-41**
F. 22	--/--	* at UAB	L, 58-65
F. 25	--/--	* at Charlotte	W, 54-53
M. 3	**--/--**	*** OLD DOMINION**	**W, 65-47**
M. 8	--/--	[2] vs. Rice	L, 53-61
M. 15	--/--	[3] at Ball State	L, 60-69

* - Conference USA game
1 - UTRGV Holiday Classic, Edinburg, Texas
2 - C-USA Championships, Frisco, Texas
3 - WNIT, First Round, Muncie, Ind.

2017-18 ROSTER

No.	Name	Cl.	Pos.	Ht.	Hometown
00	Alex Johnson*	Jr.	F	6-0	Murfreesboro, Tenn.
3	Kyla Allison	So.	G	6-0	Orlando, Fla.
5	Abbey Sissom*	Sr.	G	5-8	Woodbury, Tenn.
11	Jadona Davis	Fr.	C	6-5	Buckatunna, Miss.
12	Jess Louro*	Jr.	G	5-10	Wall, N.J.
13	Jordan Majors	So.	F	6-0	Nashville, Tenn.
14	Katie Collier*	Jr.	G	5-9	Knoxville, Tenn.
15	Anna Jones^	Fr.	G	6-1	Jackson, Tenn.
21	LaSonja Edwards	Jr.	F	6-1	Fort Pierce, Fla.
23	Gabby Lyon^	Sr.	F	6-0	Johnson City, Tenn.
24	Rebecca Reuter*	Sr.	F	6-2	Cleveland, Tenn.
35	Charity Savage	So.	F	6-0	Memphis, Tenn.
43	Kara Meadows	Fr.	C	6-4	Clarkrange, Tenn.

* - primary starter; ^ - top-two reserve

2018-19 SCHEDULE

RECORD: 23-11, 11-5 CONFERENCE USA
HOME: 11-3 | AWAY: 8-7 | NEUTRAL: 4-1
HEAD COACH: RICK INSELL

N. 9	**--/--**	**VANDERBILT**	**W, 65-58**
N. 11	--/--	at Furman	W, 78-71
N. 16	--/--	at Tennessee Tech	L, 64-68
N. 19	**--/--**	**BELMONT**	**L, 38-45**
N. 21	**--/--**	**MISSISSIPPI VALLEY STATE**	**W, 101-51**
N. 24	--/--	[1] vs. Dartmouth	W, 70-58
N. 25	--/--	[1] vs. UNLV	W, 66-62
N. 29	**--/--**	**[2] GEORGIA STATE**	**W, 69-54**
D. 4	--/--	at Troy	W, 67-64
D. 15	--/--	at Kentucky (18/20)	L, 55-72
D. 20	**--/--**	**UNC ASHEVILLE**	**W, 67-46**
D. 29	--/--	[3] vs. Chattanooga	W, 58-47
D. 30	--/--	[3] at Fordham	L, 49-61
J. 3	--/--	* at FIU	W, 49-43
J. 5	--/--	* at Florida Atlantic	W, 74-55
J. 10	**--/--**	*** SOUTHERN MISS**	**W, 66-49**
J. 12	**--/--**	*** LA TECH**	**W, 75-38**
J. 17	--/--	* at UTSA	W, 72-52
J. 19	--/--	* at UTEP	W, 79-49
J. 24	**--/--**	*** RICE**	**L, 47-60**
J. 26	**--/--**	*** NORTH TEXAS**	**W, 61-46**
F. 2	**--/--**	*** UAB**	**W, 60-44**
F. 7	--/--	* at Charlotte	W, 62-55
F. 9	--/--	* at Old Dominion	L, 65-70
F. 14	**--/--**	*** WKU**	**W, 81-69**
F. 16	**--/--**	*** MARSHALL**	**L, 53-59**
F. 23	--/--	* at UAB	L, 72-77 (OT)
M. 2	**--/--**	*** FLORIDA ATLANTIC**	**W, 74-48**
M. 7	--/--	* at WKU	L, 56-67
M. 14	--/--	[4] vs. UTEP	W, 66-44
M. 15	--/--	[4] vs. UAB	W, 75-65
M. 16	--/--	[4] vs. Rice (24)	L, 54-69
M. 21	**--/--**	**[5] IUPUI**	**W, 59-47**
M. 24	--/--	[6] at Ohio	L, 57-59

* - Conference USA game
1 - UNLV Lady Rebel Roundup, Las Vegas, Nev.
2 - Murfreesboro City Schools Education Day Game
3 - Fordham Holiday Classic, Bronx, N.Y.
4 - CUSA Championship, Frisco, Texas
5 - WNIT First Round, Murfreesboro, Tenn.
6 - WNIT Second Round, Athens, Ohio

2018-19 ROSTER

No.	Name	Cl.	Pos.	Ht.	Hometown
00	Alex Johnson*	Sr.	F	6-0	Murfreesboro, Tenn.
1	A'Queen Hayes*	Sr.	G	5-8	Horn Lake, Miss.
2	Taylor Sutton*	Fr.	G	5-4	Atlanta, Ga.
3	Kyla Allison	Jr.	G	6-0	Orlando, Fla.
11	Jadona Davis	So.	C	6-5	Buckatunna, Miss.
12	Jess Louro*	Sr.	G	5-10	Wall, N.J.
13	Jordan Majors^	r-Jr.	F	6-0	Nashville, Tenn.
14	Katie Collier^	Sr.	G	5-9	Knoxville, Tenn.
15	Anna Jones*	So.	G	6-1	Jackson, Tenn.
21	LaSonja Edwards	Sr.	F	6-1	Fort Pierce, Fla.
23	Alexis Whittington^	Fr.	G	5-11	Murfreesboro, Tenn.
24	Amanda Whittington	Fr.	G	5-10	Murfreesboro, Tenn.
34	Mykia Dowdell	Fr.	F	5-9	Oak Ridge, Tenn.
35	Charity Savage	Jr.	F	6-0	Memphis, Tenn.

* - primary starter; ^ - top-two reserve

2019-20 SCHEDULE

RECORD: 21-9, 13-5 CONFERENCE USA
HOME: 12-3 | AWAY: 8-4 | NEUTRAL: 1-2
HEAD COACH: RICK INSELL

N. 6	--/--	at East Carolina	W, 68-66
N. 10	**--/--**	**KENTUCKY (13/16)**	**L, 52-67**
N. 14	--/--	at Tulane	64-62
N. 21	**--/--**	**TENNESSEE TECH**	**W, 64-58**
N. 24	**--/--**	**FURMAN**	**W, 78-62**
N. 29	--/--	[1] vs. Auburn	W, 73-50
N. 30	--/--	[1] vs. Gonzaga (22/21)	L, 50-62
D. 1	--/--	[1] vs. Arizona State	L, 60-61
D. 4	**--/--**	**[2] LIPSCOMB**	**W, 70-49**
D. 14	--/--	at Belmont	L, 57-68
D. 18	**--/--**	**VCU**	**W, 86-63**
D. 29	**--/--**	**TCU**	**W, 82-70**
J. 2	**--/--**	*** OLD DOMINION**	**L, 56-67**
J. 4	**--/--**	*** CHARLOTTE**	**W, 83-59**
J. 9	--/--	* at Marshall	W, 75-55
J. 11	--/--	* at WKU	L, 63-71
J. 16	**--/--**	*** FLORIDA ATLANTIC**	**W, 81-66**
J. 18	**--/--**	*** FIU**	**W, 72-56**
J. 23	--/--	* at LA Tech	L, 60-78
J. 25	--/--	* at Southern Miss	W, 77-69
J. 30	**--/--**	*** UTEP**	**W, 76-60**
F. 1	**--/--**	*** UTSA**	**W, 69-48**
F.6	--/--	* at North Texas	W, 80-60
F. 8	--/--	* at Rice	L, 60-77
F. 15	--/--	* at UAB	W, 62-52
F. 20	**--/--**	*** UAB**	**L, 59-61**
F. 22	--/--	* at UTEP	W, 92-80
F. 29	**--/--**	*** WKU**	**W, 108-103 (2OT)**
M. 5	**--/--**	*** NORTH TEXAS**	**W, 74-63**
M. 7	--/--	* at Charlotte	W, 79-74

Note: Season ended due to Covid-19 Pandemic.
* - Conference USA game
1 - Gulf Coast Showcase, Estero, Fla.
2 - Murfreesboro City Schools Education Day Game

2019-20 ROSTER

No.	Name	Cl.	Pos.	Ht.	Hometown
1	Anastasia Hayes*	r-So.	G	5-7	Murfreesboro, Tenn.
2	Taylor Sutton*	So.	G	5-4	Atlanta, Ga.
3	Taylor Lewis	Fr.	G/F	5-10	Columbia, S.C.
5	Kiya Turner	Fr.	G	5-6	Ponte Vedra, Fla.
11	Aislynn Hayes*	Fr.	G	5-6	Murfreesboro, Tenn.
23	Alexis Whittington^	So.	G	5-11	Murfreesboro, Tenn.
24	Amanda Whittington	So.	G	5-10	Murfreesboro, Tenn.
30	Rellah Boothe^	r-So.	F	6-3	Ocala, Fla.
33	Courtney Whitson*	Fr.	F	6-0	Kingsport, Tenn.
35	Charity Savage*	Sr.	F	6-0	Memphis, Tenn.

* - primary starter; ^ - top-two reserve

ANNUAL TEAM HISTORY

2020-21 SCHEDULE

CUSA TOURNAMENT CHAMPIONS
RECORD: 17-8, 12-4 CONFERENCE USA
HOME: 8-5 | AWAY: 6-2 | NEUTRAL: 3-1
HEAD COACH: RICK INSELL

D. 6	**--/--**	**BELMONT**	**L, 64-70**
D. 9	**--/--**	**TULANE**	**L, 78-81**
D. 13	--/--	at TCU	L, 77-83
D. 17	**--/--**	**TROY**	**W, 92-76**
D. 20	**--/--**	**LIPSCOMB**	**W, 84-64**
J. 1	**--/--**	*** FLORIDA ATLANTIC**	**W, 84-65**
J. 2	**--/--**	*** FLORIDA ATLANTIC**	**W, 66-64**
J. 8	--/--	* at FIU	W, 69-65
J. 9	--/--	* at FIU	W, 99-89
J. 15	**--/--**	*** SOUTHERN MISS**	**W, 78-58**
J. 16	**--/--**	*** SOUTHERN MISS**	**L, 61-69**
J. 22	--/--	* at WKU	W, 75-65
J. 23	--/--	* at WKU	77-60
J. 28	--/--	* at UAB	W, 81-78
J. 30	**--/--**	*** UAB**	**W, 95-68**
F. 5	--/--	* at Charlotte	W, 77-70
F. 6	--/--	* at Charlotte	L, 72-82
F. 26	**--/--**	*** OLD DOMINION**	**L, 57-74**
F. 27	**--/--**	*** OLD DOMINION**	**W, 74-70**
M. 4	**--/--**	*** MARSHALL**	**L, 49-72**
M. 5	**--/--**	*** MARSHALL**	**W, 61-54**
M. 11	--/--	[1] vs. LA Tech	W, 77-71
M. 12	--/--	[1] vs. UTEP	W, 74-58
M. 13	--/--	[1] vs. Rice	W, 68-65
M. 21	--/--	[2] vs. Tennessee	L, 62-87

* - Conference USA game
1 - CUSA Championships, Frisco, Texas
2 - NCAA First Round, Austin, Texas

2020-21 ROSTER

No.	Name	Cl.	Pos.	Ht.	Hometown
1	Anastasia Hayes*	Jr.	G	5-7	Murfreesboro, Tenn.
3	Taylor Lewis	So.	G	5-10	Columbia, S.C.
11	Aislynn Hayes*	So.	G	5-6	Murfreesboro, Tenn.
12	Jada Grannum	Fr.	F	6-3	Mississauga, Ontario
15	Anabel Latorre	Fr.	F	6-3	Zaragoza, Spain
23	Alexis Whittington*	Jr.	G	5-11	Murfreesboro, Tenn.
24	Amanda Whittington	Jr.	G	5-11	Murfreesboro, Tenn.
30	Rellah Boothe^	Jr.	F	6-3	Ocala, Fla.
31	Deja Cage*	Sr.	G	5-8	Chicago, Ill.
32	Kseniia "Susha" Kozlova^	Fr.	F	6-4	Moscow, Russia
33	Courtney Whitson*	So.	F	6-0	Kingsport, Tenn.

* - primary starter; ^ - top-two reserve

2021-22 SCHEDULE

RECORD: 27-8, 14-4 CONFERENCE USA
HOME: 16-1 | AWAY: 9-5 | NEUTRAL: 2-2
HEAD COACH: RICK INSELL

N. 9	**--/--**	**EAST CAROLINA**	**W, 70-49**
N. 12	--/--	at VCU	W, 54-46
N. 15	**--/--**	**VANDERBILT**	**W, 55-46**
N. 22	--/--	at Tennessee Tech	W, 65-47
N. 26	--/--	[1] vs. Marquette	L, 55-59
N. 27	--/--	[1] vs. Illinois	W, 62-52
D. 3	**--/--**	**MERCER**	**W, 55-49**
D. 5	--/--	at Lipscomb	W, 84-59
D. 11	--/--	at Troy	L, 76-77
D. 17	**--/--**	**SOUTHERN ILLINOIS**	**W, 62-61**
D. 19	--/--	at Belmont	Canceled
D. 30	--/--	* at UTSA	W, 85-56
J. 1	--/--	* at UTEP	L, 55-56
J. 7	**--/--**	*** RICE**	**W, 87-63**
J. 9	**--/--**	*** NORTH TEXAS**	**W, 80-52**
J. 13	--/--	* at Florida Atlantic	W, 60-56
J. 15	--/--	* at FIU	L, 54-56
J. 22	--/--	* at Southern Miss	W, 81-71
J. 27	**--/--**	*** MARSHALL**	**W, 80-41**
J. 29	**--/--**	*** WKU**	**W, 71-64**
F. 5	**--/--**	*** UAB**	**W, 75-55**
F. 10	--/--	* at Old Dominion	L, 56-58
F. 13	--/--	* at Charlotte	W, 46-45
F. 17	**--/--**	*** FIU**	**W, 63-49**
F. 19	**--/--**	*** FLORIDA ATLANTIC**	**W, 72-49**
F. 24	--/--	* at Marshall	W, 65-57
F. 26	--/--	* at WKU	L, 93-97
M. 2	**--/--**	*** CHARLOTTE**	**W, 72-65**
M. 5	**--/--**	*** OLD DOMINION**	**W, 62-44**
M. 10	--/--	[2] vs. Southern Miss	W, 70-50
M. 11	--/--	[2] vs. Louisiana Tech	L, 72-80
M. 17	**--/--**	**[3] WOFFORD**	**W, 86-56**
M. 21	**--/--**	**[3] WAKE FOREST**	**W, 67-55**
M. 24	**--/--**	**[3] VANDERBILT**	**W, 55-53**
M. 28	--/--	[3] at Toledo	W, 73-71
M. 31	**--/--**	**[3] SETON HALL**	**L, 73-74**

* - Conference USA game
1 - Daytona Beach Invitational (Daytona Beach, Fla.)
2 - CUSA Championships, Frisco, Texas
3 - WNIT

2021-22 ROSTER

No.	Name	Cl.	Pos.	Ht.	Hometown
1	Courtney Blakely^	Fr.	G	5-8	Gary, Ind.
2	Anastasiia Boldyreva*	Fr.	C	6-6	Moscow, Russia
4	Gracie Dodgen	Fr.	G	5-10	Sparta, Tenn.
5	Kseniya Malashka^	r-Jr.	F	6-0	Minsk, Belarus
10	Jalynn Gregory*	Fr.	G	5-8	Lafayette, Tenn.
11	Anabel Latorre Ciria	So.	F	6-3	Zargoza, Spain
15	Dor Saar*	Sr.	G	5-6	Ma'Anit, Isreal
22	Jada Grannum	So.	F	6-3	Mississauga, Ontario
23	Alexis Whittington*	Sr.	G	5-11	Murfreesboro, Tenn.
24	Amanda Whittington	Sr.	G	5-10	Murfreesboro, Tenn.
33	Courtney Whitson*	Jr.	F	6-0	Kingsport, Tenn.

* - primary starter; ^ - top-two reserve

2022-23 SCHEDULE

CONFERENCE USA CHAMPIONS
CUSA TOURNAMENT CHAMPIONS
RECORD: 28-5, 18-2 CONFERENCE USA
HOME: 14-0 | AWAY: 10-3 | NEUTRAL: 4-2
HEAD COACH: RICK INSELL

N.7	--/--	at Mercer	L, 75-76
N. 12	--/--	at Southern Illinois	W, 90-38
N. 16	**--/--**	**BELMONT**	**W, 80-62**
N. 25	--/--	[1] vs. Texas Tech	L, 67-72
N. 26	--/--	[1] vs. Missouri State	W, 79-54
D. 1	**--/--**	**TENNESSEE TECH**	**W, 83-45**
D. 4	**--/--**	**LOUISVILLE (18)**	**W, 67-49**
D. 10	RV/RV	at Memphis	W, 69-53
D. 14	**RV/RV**	**HOUSTON**	**W, 68-61**
D. 20	RV/RV	* at Rice	W, 74-68
D. 29	**RV/RV**	*** CHARLOTTE**	**W, 71-46**
D. 31	RV/RV	* at WKU	W, 80-75
J. 5	**RV/RV**	*** UTSA**	**W, 80-41**
J. 7	RV/RV	* at North Texas	W, 76-57
J. 11	**RV/RV**	*** RICE**	**W, 85-56**
J. 16	RV/RV	* at UAB	W, 76-54
J. 19	RV/RV	* at Charlotte	W, 65-41
J. 21	**RV/RV**	*** LOUISIANA TECH**	**W, 68-50**
J. 26	**23/RV**	*** FLORIDA ATLANTIC**	**W, 63-48**
J. 28	**23/RV**	*** FIU**	**W, 67-41**
F. 2	21/23	* at UTEP	L, 62-65
F. 4	21/23	* at UTSA	L, 53-58
F. 9	**RV/RV**	*** WKU**	**W, 94-81**
F. 11	**RV/RV**	*** UAB**	**W, 63-42**
F. 16	RV/RV	* at Florida Atlantic	W, 85-77
F. 18	RV/RV	* at FIU	W, 85-46
F. 25	25/RV	* at Louisiana Tech	W, 61-59
M. 2	**24/RV**	*** NORTH TEXAS**	**W, 72-45**
M. 4	**24/RV**	*** UTEP**	**W, 72-68 (OT)**
M. 9	25/RV	[2] vs. Charlotte	W, 84-53
M. 10	25/RV	[2] vs. UTEP	W, 68-62
M. 11	25/RV	[2] vs. WKU	W, 82-70
M. 18	RV/RV	[3] vs. Colorado (21)	L, 60-82

* - Conference USA game
1 - Las Vegas Thanksgiving Invitational
2- CUSA Championship, Frisco, Texas
3 - NCAA First Round, Durham, N.C.

2022-23 ROSTER

No.	Name	Cl.	Pos.	Ht.	Hometown
1	Courtney Blakely^	So.	G	5-8	Gary, Ind.
2	Anastasiia Boldyreva*	So.	C	6-6	Moscow, Russia
3	Gracie Dodgen	So.	G	5-10	Sparta, Tenn.
4	Savannah Wheeler*	Jr.	G	5-6	Catlettsburg, Ky.
5	Kseniya Malashka^	r-Sr.	F	6-0	Minsk, Belarus
10	Jalynn Gregory*	So.	G	5-8	Lafayette, Tenn.
11	Anabel Latorre Ciria	Jr.	F	6-3	Zargoza, Spain
12	Gracie Hamby	Fr.	G	5-8	Murfreesboro, Tenn.
15	Ta'Mia Scott	Fr.	G	6-0	Clarksville, Tenn.
22	Jada Grannum	Jr.	F	6-3	Mississauga, Ontario
23	Alexis Whittington*	Sr.	G	5-11	Murfreesboro, Tenn.
33	Courtney Whitson*	Jr.	F	6-0	Kingsport, Tenn.
40	Meioshe Mason	Fr.	F	6-4	Lebanon, Tenn.

* - primary starter; ^ - top-two reserve

2023-24 SCHEDULE

CONFERENCE USA CHAMPIONS
CUSA TOURNAMENT CHAMPIONS
RECORD: 30-5, 16-0 CONFERENCE USA
HOME: 12-1 | AWAY: 11-3 | NEUTRAL: 7-1
HEAD COACH: RICK INSELL

N. 6	**--/RV**	**MEMPHIS**	**W, 67-47**
N. 9	**--/RV**	**FLORIDA A&M**	**W, 93-48**
N. 12	**--/--**	**PRINCETON (RV)**	**L, 60-65**
N. 18	--/--	[1] vs. Michigan (RV)	L, 49-63
N. 19	--/--	[1] vs. DePaul	W, 71-69
N. 20	--/--	[1] vs. Memphis	W, 64-57
N. 26	--/--	at SIUE	W, 81-74
N. 29	--/RV	at Houston	W, 70-45
D. 3	--/RV	at Belmont	L, 57-71
D. 6	--/--	[2] vs. Tennessee (RV)	W, 73-62
D. 10	--/--	at Tennessee Tech	W, 63-47
D. 17	**--/--**	**STEPHEN F. AUSTIN**	**W, 72-47**
D. 20	**--/--**	**NORTHERN KENTUCKY**	**W, 83-42**
D. 30	--/RV	at Grand Canyon	L, 59-68
J. 10	--/--	* at LA Tech	W, 64-61 (OT)
J. 13	--/--	* at Sam Houston	W, 87-55
J. 18	**--/--**	*** UTEP**	**W, 81-70**
J. 20	**--/--**	*** NM STATE**	**W, 85-48**
J. 24	--/--	* at Jax State	W, 66-45
J. 27	--/--	* at FIU	W, 92-62
F. 3	**--/--**	*** WKU**	**W, 80-48**
F. 8	**--/--**	*** LIBERTY**	**W, 81-55**
F. 10	**--/--**	*** FIU**	**W, 73-54**
F. 15	--/--	* at NM State	W, 73-37
F. 17	--/--	* at UTEP	W, 56-41
F. 21	**--/--**	*** JAX STATE**	**W, 66-41**
F. 24	--/--	* at WKU	W, 59-41
M. 2	**--/--**	*** SAM HOUSTON**	**W, 93-62**
M. 6	--/--	* at Liberty	W, 67-52
M. 9	**--/--**	*** LA TECH**	**W, 79-58**
M. 13	--/--	[3] vs. UTEP	W, 78-50
M. 15	--/--	[3] vs. LA Tech	W, 62-56
M. 16	--/--	[3] vs. Liberty	W, 67-51
M. 22	--/--	[4] vs. Louisville (23/25)	W, 71-69
M. 24	--/--	[4] at LSU (8/6)	L, 56-83

* - Conference USA game
1 - Bad Boy Mowers Battle 4 Atlantis in Paradise Island, Bahamas
2 - Played in Huntsville, Alabama at Propst Arena
3 - CUSA Tournament at Propst Arena in Huntsville, Alabama
4 - NCAA Tournament First & Second Round in Baton Rouge, Louisiana

2023-24 ROSTER

No.	Name	Cl.	Pos.	Ht.	Hometown
0	Sifa Ineza^	So.	G	5-11	Musanze, Rwanda
2	Anastasiia Boldyreva*	Jr.	C	6-6	Moscow, Russia
3	Gracie Dodgen	r-So.	G	5-10	Sparta, Tenn.
4	Savannah Wheeler*	5Y	G	5-6	Catlettsburg, Ky.
9	Dora Van Rijs	Fr.	F	6-0	Budapest, Hungary
10	Jalynn Gregory*	Jr.	G	5-8	Lafayette, Tenn.
12	Gracie Hamby	r-Fr.	G	5-8	Murfreesboro, Tenn.
15	Ta'Mia Scott*	So.	G	6-0	Clarksville, Tenn.
22	Jada Grannum	r-Jr.	F	6-3	Mississisauga, Ontario
23	Jada Harrison	Fr.	G	5-8	Martin, Tenn.
31	Zahira Arizmendi Rubio	Fr.	G	5-8	Madrid, Spain
33	Courtney Whitson*	Gr.	F	6-0	Kingsport, Tenn.
40	Meioshe Mason	r-Fr.	C	6-4	Lebanon, Tenn.
42	Stanislava Kabernick	Fr.	F	6-1	St. Petersburg, Russia
55	Iullia Grabovskaia^	So.	C	6-5	Rostov-on-Don, Russia

* - primary starter; ^ - top-two reserve

CONFERENCE USA SERIES HISTORY

FIU

BLUE RAIDERS LEAD, 37-10

H: 18-2 | A: 16-8 | N: 3-0

01/11/01	A	L, 63-74
02/03/01	H	W, 78-63
01/05/02	H	L, 72-82
02/02/02	A	L, 55-71
02/01/03	A	L, 63-65
02/22/03	H	W, 61-57
02/07/04	H	W, 73-47
03/01/04	A	W, 63-48
02/07/05	A	L, 55-66
02/26/05	H	W, 67-58
02/02/06	H	W, 70-65
02/27/06	A	L, 57-73
01/09/07	A	W, 86-52
02/15/07	H	W, 66-59
12/19/07	H	W, 77-64
02/09/08	A	L, 62-74
01/11/09	H	W, 68-35
02/25/09	A	W, 74-54
01/13/10	H	W, 90-58
02/24/10	A	W, 101-58
01/29/11	A	L, 59-62
02/12/11	H	W, 66-52
12/21/11	H	W, 58-53
01/12/12	A	W, 74-60
03/05/12	N	W, 63-53
12/20/12	H	L, 51-58
01/31/13	A	W, 61-51
03/10/13	N	W, 68-59
02/12/14	A	W, 65-58
03/14/14	N	W, 64-57
01/08/15	A	W, 75-60
03/05/15	H	W, 79-30
02/06/16	A	W, 85-62
03/05/16	H	W, 77-55
01/19/17	H	W, 95-43
03/02/17	A	W, 88-53
02/10/18	A	W, 63-59
01/03/19	A	W, 49-43
01/18/20	H	W, 72-56
01/08/21	A	W, 69-65
01/09/21	A	W, 99-89
01/15/22	A	L, 54-56
02/17/22	H	W, 63-49
01/28/23	H	W, 67-41
02/18/23	A	W, 85-46
01/27/24	A	W, 92-62
02/10/24	H	W, 73-54

JAX STATE

BLUE RAIDERS LEAD, 2-0

H: 1-0 | A: 1-0 | N: 0-0

01/24/24	A	W, 66-45
02/21/24	H	W, 66-40

KENNESAW STATE

BLUE RAIDERS LEAD, 3-0

H: 3-0 | A: 0-0 | N: 0-0

01/04/88	H	W, 83-66
11/09/12	H	W, 87-45
12/12/13	H	W, 68-32

LIBERTY

BLUE RAIDERS LEAD, 3-0

H: 1-0 | A: 1-0 | N: 1-0

2/8/24	H	W, 81-55
3/6/24	A	W, 67-52
3/16/24	N	W, 67-51

LA TECH

BLUE RAIDERS LEAD, 13-7

H: 5-2 | A: 5-3 | N: 3-2

03/17/83	N	L, 59-91
02/06/85	A	L, 62-86
01/25/01	H	L, 57-80
02/15/01	A	L, 64-83
01/11/14	A	W, 68-51
01/17/15	H	W, 82-59
02/07/15	A	W, 68-44
03/12/15	N	W, 77-58
02/11/16	H	W, 69-57
01/28/17	A	W, 79-65
02/01/18	H	L, 49-66
01/12/19	H	W, 73-58
01/23/20	A	L, 60-78
03/11/21	N	W, 77-71
03/11/22	N	L, 72-80
01/21/23	H	W, 68-50
02/25/23	A	W, 61-59
01/10/24	A	W, 64-61 (OT)
03/9/24	H	W, 79-58
03/15/24	N	W, 62-56

NM STATE

BLUE RAIDERS LEAD, 5-2

H: 2-1 | A: 3-1 | N: 0-0

02/22/01	A	W, 77-70
01/10/02	A	L, 67-88
01/23/03	H	L, 63-73
01/29/04	A	W, 52-51
01/29/05	H	W, 65-41
01/20/24	H	W, 85-48
02/15/24	A	W, 73-37

SAM HOUSTON

BLUE RAIDERS LEAD, 2-0

H: 1-0 | A: 1-0 | N: 0-0

01/13/24	A	W, 87-55
03/2/24	H	W, 93-62

UTEP

BLUE RAIDERS LEAD, 14-3

H: 6-0 | A: 4-3 | N: 4-0

01/15/14	H	W, 69-58
01/31/15	H	W, 74-53
01/07/16	A	L, 73-84
02/04/17	H	W,76-53
01/13/18	A	W, 54-45
01/17/19	A	W, 79-49
03/14/19	N	W, 66-44
01/30/20	H	W, 79-60
02/22//20	A	W, 92-80
03/12/21	N	W, 74-58
01/1/22	A	L, 55-56
02/2/23	A	L, 62-65
03/4/23	H	W, 72-68 (OT)
03/10/23	N	W, 68-62
01/18/24	H	W, 81-70
02/17/24	A	W, 56-41
03/13/24	N	W, 78-50

WESTERN KENTUCKY

BLUE RAIDERS LEAD, 43-32

H: 25-8 | A: 14-22 | N: 4-2

02/26/77	H	W, 89-81
01/28/78	H	W, 74-70
02/25/78	A	L, 63-83
01/27/79	A	W, 86-79
02/24/79	H	W, 82-63
12/03/79	H	W, 54-49
01/24/80	H	W, 60-46
02/21/80	A	W, 56-53
01/22/81	A	L, 76-77
02/19/81	H	L, 88-94
01/14/82	A	L, 63-67
02/13/82	H	W, 69-62
12/08/82	H	W, 71-64
12/30/83	A	L, 69-72
03/17/85	N	L, 83-90
12/09/85	A	L, 78-103
12/02/86	H	L, 71-78
12/09/87	A	L, 51-83
02/07/89	H	L, 64-77
02/28/90	A	L, 64-80
01/15/93	H	L, 77-97
11/29/98	A	L, 62-83
02/01/01	A	W, 85-83
02/24/01	H	W, 75-70
01/17/02	H	L, 66-71
02/22/02	A	L, 62-66
01/04/03	H	W, 74-62
03/01/03	A	L, 73-84
03/11/03	A	L, 83-86
02/05/04	H	L, 68-70 (2OT)
02/26/04	A	L, 71-79
03/09/04	A	W, 79-57
02/03/05	A	L, 67-71 (OT)
02/24/05	H	W, 79-55
03/07/05	N	W, 65-61
01/08/06	H	W, 68-63
02/25/06	A	L, 63-70
03/07/06	H	W, 84-73
12/27/06	H	W, 76-62
02/11/07	A	W, 78-63
01/03/08	A	L, 81-85
02/17/08	H	W, 68-60
03/11/08	N	L, 49-65
01/14/09	A	W, 68-56
03/01/09	H	W, 87-61
12/20/09	H	W, 68-54
01/24/10	A	W, 88-63
03/08/10	N	W, 76-63
02/09/11	A	W, 72-66
02/27/11	H	W, 64-56
02/08/12	H	W, 67-64
02/26/12	A	W, 77-62
03/04/12	N	W, 65-57
01/27/13	H	W, 79-57
03/02/13	A	W, 71-54
02/21/15	A	L, 60-63
01/30/16	H	W, 83-75
02/25/16	A	L, 51-62
01/15/17	A	L, 51-66
02/16/17	H	L, 75-82
01/04/18	A	L, 43-57
02/15/18	H	L, 60-76
02/14/19	H	W, 81-69
03/07/19	A	L, 56-67
01/11/20	A	L, 63-71
02/29/20	H	W, 108-103 (2OT)
01/22/21	A	W, 75-65
01/23/21	A	W, 77-60
01/29/22	H	W, 71-64
02/26/22	A	L, 93-97
12/31/22	A	W, 80-75
02/9/23	H	W, 94-81
03/11/23	N	W, 82-10
02/3/24	H	W, 80-48
02/24/24	A	W, 59-41

ALL-TIME SERIES HISTORY

A

AKRON
BLUE RAIDERS LEAD, 8-0
H: 4-0 | A: 4-0 | N: 0-0

01/21/84	H	W, 89-48
02/25/84	A	W, 78-54
01/21/85	A	W, 68-48
02/25/85	H	W, 108-45
01/27/86	H	W, 76-58
02/08/86	A	W, 79-47
01/26/87	A	W, 74-57
02/07/87	H	W, 96-57

ALABAMA
CRIMSON TIDE LEAD, 8-2
H: 2-2 | A: 0-4 | N: 0-2

12/03/77	H	L, 69-75
12/04/78	A	L, 84-90
02/08/88	A	L, 58-97
12/07/91	H	L, 69-101
12/20/94	A	L, 70-99
12/09/95	N	L, 53-68
01/08/04	H	W, 65-61 (OT)
11/22/04	A	L, 66-80
12/14/08	H	W, 77-67
11/27/15	N	L, 46-64

APPALACHIAN STATE
BLUE RAIDERS LEAD, 1-0
H: 0-0 | A: 0-0 | N: 1-0

12/31/94	N	W, 73-65

ARIZONA
BLUE RAIDERS LEAD, 2-0
H: 1-0 | A: 1-0 | N: 0-0

11/25/07	A	W, 70-60
11/28/08	H	W, 77-57

ARIZONA STATE
SUN DEVILS LEAD, 3-0
H: 0-1 | A: 0-1 | N: 0-1

11/14/14	A	L, 67-81
12/13/16	H	L, 48-69
12/01/19	N	L, 60-61

ARKANSAS
RAZORBACKS LEAD, 5-0
H: 0-2 | A: 0-3 | N: 0-0

02/05/83	A	L, 72-73
11/21/10	A	L, 50-77
12/03/11	H	L, 53-59
11/19/13	A	L, 51-66
11/20/14	H	L, 51-58

ARKANSAS STATE
BLUE RAIDERS LEAD, 19-6
H: 12-0 | A: 6-5 | N: 1-1

12/01/90	A	L, 60-71
01/04/01	A	L, 63-85
02/10/01	H	W, 79-67
01/24/02	A	W, 80-68
02/07/02	H	W, 79-64
01/09/03	H	W, 80-63
02/13/03	A	W, 71-63
03/10/03	N	W, 65-52
01/15/04	A	L, 62-69
02/19/04	H	W, 70-47
01/15/05	H	W, 65-55
02/17/05	A	L, 69-72
01/12/06	A	W, 66-65
02/16/06	H	W, 95-59
03/06/06	H	W, 90-64
01/18/07	H	W, 82-54
01/14/08	A	L, 68-70
01/21/09	H	W, 91-51
01/06/10	A	W, 75-65
01/16/11	A	W, 57-52
03/06/11	N	L, 62-77
01/18/12	H	W, 71-62
01/02/13	A	W, 72-70
02/06/13	H	W, 93-49
03/22/15	H	W, 70-60

AUBURN
TIGERS LEAD, 4-1
H: 0-2 | A: 0-2 | N: 1-0

12/04/85	A	L, 59-71
12/14/86	H	L, 62-84
12/16/98	H	L, 53-73
11/23/99	A	L, 51-93
11/29/19	N	W, 73-50

AUSTIN PEAY
BLUE RAIDERS LEAD, 60-9
H: 30-3 | A: 29-4 | N: 1-2

01/24/77	H	W, 82-52
02/19/77	A	W, 82-46
01/21/78	H	W, 90-52
02/20/78	A	W, 72-70
01/20/79	A	W, 69-57
02/19/79	H	W, 90-77
01/17/80	H	W, 72-48
02/16/80	A	W, 67-59
01/15/81	A	W, 89-67
02/14/81	H	W, 74-65
01/23/82	H	W, 85-73
02/20/82	A	W, 68-64
01/28/83	H	W, 74-52
02/26/83	A	W, 87-73
01/26/84	H	W, 84-76 (OT)
02/09/84	A	W, 87-74
01/26/85	A	W, 80-58
02/09/85	H	W, 86-75
03/04/85	H	W, 82-77
01/13/86	H	W, 72-66
02/15/86	A	W, 77-68
01/12/87	A	W, 92-68
02/14/87	H	W, 89-58
01/25/88	H	W, 85-58
02/27/88	A	W, 84-67
01/28/89	A	W, 88-66
02/13/89	H	W, 107-73
01/22/90	H	W, 85-47
02/17/90	A	W, 98-69
01/12/91	H	W, 87-66
02/25/91	A	W, 67-58
01/13/92	H	W, 107-60
02/22/92	A	W, 68-57
01/27/93	H	W, 91-70
02/25/93	A	W, 100-71
01/12/94	H	W, 82-62
02/23/94	A	W, 67-62
01/12/95	A	W, 81-71
02/20/95	H	W, 87-64
03/04/95	N	W, 73-56
01/06/96	H	W, 72-56
02/03/96	A	L, 67-81
03/04/96	N	L, 60-69
01/23/97	A	L, 66-70 (OT)
02/05/97	H	L, 62-66
02/25/97	A	W, 60-59
01/19/98	H	W, 66-43
02/16/98	A	L, 65-80
01/16/99	A	W, 70-59
02/13/99	H	W, 69-43
01/20/00	H	L, 68-74
02/17/00	A	W, 84-63
03/04/00	N	L, 58-67
12/03/00	H	W, 91-62
11/27/01	A	W, 78-69
01/06/03	H	L, 68-78
12/20/03	A	W, 61-46
12/21/04	H	W, 57-55
12/28/05	A	L, 69-71
12/04/06	H	W, 80-49
12/15/07	A	W, 95-60
12/16/08	H	W, 62-53
11/21/09	A	W, 84-73
11/16/10	A	W, 74-60
12/06/11	H	W, 69-63
12/04/12	H	W, 70-56
12/04/13	A	W, 69-43
11/30/15	A	W, 86-55
12/17/16	H	W, 82-51

B

BALL STATE
SERIES TIED, 1-1
H: 1-0 | A: 0-1 | N: 0-0

03/19/15	H	W, 69-58
03/15/18	A	L, 60-69

BELMONT
BLUE RAIDERS LEAD, 17-4
H: 10-2 | A: 6-2 | N: 1-0

11/13/79	A	W, 73-70
12/08/79	H	W, 60-55
12/01/80	H	W, 77-55
02/07/81	A	W, 78-70
11/30/81	A	W, 78-72
01/25/82	H	W, 92-65
01/08/83	A	W, 91-72
01/29/83	H	W, 80-60
11/28/83	H	W, 87-40
12/03/84	A	W,105-60
01/04/86	H	W, 93-47
12/09/94	H	W, 82-72
12/08/95	H	W, 63-44
11/20/97	N	W, 65-60
02/22/00	A	W, 74-67
11/21/00	H	W, 74-62
11/19/18	H	L, 38-45
12/14/19	A	L, 57-68
12/06/20	H	L, 64-70
11/16/22	H	W, 80-62
12/3/23	A	L, 57-71

BERRY
VIKINGS LEAD, 1-0
H: 0-0 | A: 0-0 | N: 0-1

12/17/77	N	L, 53-77

BLUE MOUNTAIN
BLUE RAIDERS LEAD, 1-0
H: 0-0 | A: 1-0 | N: 0-0

12/16/77	A	W, 76-59

BROWN
BEARS LEAD, 1-0
H: 0-0 | A: 0-0 | N: 0-1

01/04/91	N	L, 65-79

BUCKNELL
BLUE RAIDERS LEAD, 1-0
H: 0-0 | A: 0-0 | N: 1-0

11/25/89	N	W, 94-68

C

CANISIUS
BLUE RAIDERS LEAD, 1-0
H: 0-0 | A: 0-0 | N: 1-0

12/20/17	N	W, 55-45

CENTRAL MICHIGAN
BLUE RAIDERS LEAD, 2-1
H: 1-0 | A: 0-1 | N: 1-0

12/04/87	N	W, 64-56
11/19/15	A	L, 59-81
12/28/16	H	W, 79-69

CENTRAL MISSOURI
JENNIES LEAD, 1-0
H: 0-0 | A: 0-0 | N: 0-1

12/15/79	N	L, 70-72

CHARLOTTE
BLUE RAIDERS LEAD, 15-1
H: 6-0 | A: 8-1 | N: 1-0

02/22/14	H	W, 48-46
01/24/15	A	W, 84-54
01/14/16	H	W, 72-67
02/11/17	A	W, 83-81
01/28/18	H	W, 64-45
02/25/18	A	W, 54-53
02/07/19	A	W, 62-55
01/04/20	H	W, 83-59
03/07/20	A	W, 79-74
02/05/21	A	W, 77-70
02/06/21	A	L, 72-82
02/13/22	A	W, 46-45
03/02/22	H	W, 72-65
12/29/22	H	W, 71-46
1/19/23	A	W, 65-41
3/9/23	N	W, 84-53

ALL-TIME SERIES HISTORY

CHATTANOOGA
BLUE RAIDERS LEAD, 26-17
H: 14-7 | A: 11-9 | N: 1-1

01/07/76	H	W, 93-66
02/17/76	A	W, 89-57
12/18/76	H	W, 101-63
01/31/77	A	W, 85-74
02/11/77	H	W, 95-73
12/02/78	H	L, 59-60 (OT)
02/03/79	A	W, 66-63
01/21/80	A	W, 77-76
02/12/80	H	L, 57-61 (OT)
03/01/80	N	L, 62-84
01/24/81	H	L, 71-80
02/02/81	A	L, 86-91
01/18/82	A	W, 82-72
02/09/82	H	W, 90-64
01/03/83	H	L, 67-74
03/01/83	A	W, 94-79
12/08/83	H	L, 63-65
01/05/84	A	L, 59-73
11/26/84	A	L, 78-83
01/16/85	H	W, 95-60
12/07/85	H	W, 93-68
02/01/86	A	L, 72-83
11/29/88	A	W, 78-67
02/15/89	H	W, 82-61
12/18/89	H	L, 83-89
01/04/90	A	L, 71-76
12/17/90	H	L, 64-76
01/09/91	A	L, 73-81
11/26/91	H	W, 84-59
01/06/92	A	W, 71-67
12/09/92	A	W, 79-73
12/16/92	H	W, 84-72
12/01/93	H	W, 89-52
12/21/93	A	L, 56-63
01/07/95	H	W, 84-51
02/06/95	A	W, 94-74
01/02/96	H	W, 87-60
12/07/96	A	W, 56-51
11/18/05	A	L, 66-76
11/24/06	H	W, 98-69
11/28/07	A	L, 54-57
11/25/08	H	W, 73-65
12/29/18	N	W, 58-47

CHICAGO STATE
BLUE RAIDERS LEAD, 1-0
H: 1-0 | A: 0-0 | N: 0-0

12/17/03	H	W, 78-55

CINCINNATI
BEARCATS LEAD, 5-1
H: 1-2 | A: 0-3 | N: 0-0

12/29/84	A	L, 91-98
11/22/97	A	L, 61-81
12/29/99	H	L, 54-63
11/24/01	H	L, 63-65
11/30/02	A	L, 59-79
12/29/04	H	W, 64-47

CLEMSON
BLUE RAIDERS LEAD, 4-1
H: 2-0 | A: 1-0 | N: 1-1

12/18/80	N	L, 63-66
11/29/85	N	W, 90-88
12/03/88	H	W, 69-64
12/29/13	A	W, 76-51
12/03/14	H	W, 69-28

COLORADO
LADY BUFFS LEAD, 1-0
H: 0-0 | A: 0-0 | N: 0-0

3/18/23	N	L, 60-82

COPPIN STATE
BLUE RAIDERS LEAD, 1-0
H: 1-0 | A: 0-0 | N: 0-0

12/05/17	H	W, 69-39

CUMBERLAND (TENN.)
BLUE RAIDERS LEAD, 2-0
H: 2-0 | A: 0-0 | N: 0-0

12/11/86	H	W, 87-54
12/13/90	H	W, 74-52

D

DARTMOUTH
BLUE RAIDERS LEAD, 1-0
H: 0-0 | A: 0-0 | N: 1-0

11/24/18	N	W, 70-58

DENVER
BLUE RAIDERS LEAD, 13-3
H: 7-0 | A: 4-2 | N: 2-1

01/18/01	A	L, 57-59
02/16/02	A	L, 66-75
03/03/02	N	L, 63-78
02/08/03	H	W, 67-65
02/15/04	A	W, 68-56
03/08/04	N	W, 64-61
02/10/05	H	W, 71-45
02/11/06	H	W, 77-56
01/31/07	H	W, 82-58
03/05/07	N	W, 76-50
01/06/08	H	W, 93-55
02/21/08	A	W, 81-77
02/04/09	A	W, 77-49
02/10/10	H	W, 94-78
01/23/11	H	W, 71-68
02/04/12	A	W, 75-63

DEPAUL
BLUE RAIDERS LEAD, 1-0
H: 0-0 | A: 0-0 | N: 1-0

11/19/23	N	W, 71-69

DUKE
BLUE DEVILS LEAD, 1-0
H: 0-0 | A: 0-1 | N: 0-0

03/14/98	A	L, 67-92

E

EAST CAROLINA
BLUE RAIDERS LEAD, 3-0
H: 1-0 | A: 2-0 | N: 0-0

02/26/14	A	W, 70-59
11/06/19	A	W, 68-66
11/09/21	H	W, 70-49

EASTERN ILLINOIS
SERIES TIED, 5-5
H: 3-1 | A: 1-3 | N: 1-1

12/01/89	N	L, 68-90
01/19/97	H	L, 59-69
02/15/97	A	L, 75-85
01/12/98	A	L, 53-66
02/09/98	H	W, 79-75
02/24/98	N	W, 73-60
01/09/99	H	W, 99-63
02/06/99	A	L, 77-81
12/02/99	H	W, 63-48
01/18/00	A	W, 73-64

EASTERN KENTUCKY
BLUE RAIDERS LEAD, 36-13
H: 20-4 | A: 14-8 | N: 2-1

02/13/78	H	W, 94-67
01/08/79	H	W, 75-61
02/08/79	A	L, 84-85
01/31/80	H	W, 70-54
02/23/80	A	W, 56-54
01/31/81	A	W, 79-51
12/12/81	A	W, 77-72
02/27/82	H	W, 62-55
12/18/82	A	W, 72-69 (OT)
03/05/83	H	W, 73-66
01/14/84	A	L, 46-49
02/18/84	H	W, 78-58
01/14/85	H	W, 77-69
02/18/85	A	W, 67-63
01/20/86	A	W, 87-78
02/22/86	H	W, 99-85
01/19/87	H	W, 84-62
02/21/87	A	W, 104-63
02/01/88	A	W, 87-63
02/13/88	H	W, 84-75
01/21/89	H	L, 65-84
02/20/89	A	W, 81-75
01/29/90	A	W, 79-74
02/10/90	H	L, 69-72
01/19/91	A	L, 52-69
02/18/91	H	W, 81-80
03/04/91	N	W, 93-84
01/27/92	H	W, 69-59
02/08/92	A	L, 75-82
03/09/92	N	L, 67-72
01/11/93	H	W, 76-62
02/22/93	A	W, 80-66
03/08/93	N	W, 87-74
01/22/94	A	W, 72-66
02/28/94	H	W, 89-71
01/21/95	H	W, 91-61
02/26/95	A	L, 72-83
01/21/96	A	W, 74-55
02/17/96	H	W, 80-67
01/04/97	A	L, 73-91
02/02/97	H	L, 61-70
01/26/98	A	L, 79-80 (OT)
02/19/98	H	L, 61-63
02/28/98	N	W, 72-62
01/23/99	H	W, 94-68
02/20/99	A	W, 81-71
01/06/00	A	L, 70-90
02/03/00	H	W, 82-74
11/26/05	H	W, 77-66

ERSKINE
BLUE RAIDERS LEAD, 1-0
H: 1-0 | A: 0-0 | N: 0-0

11/14/98	H	W, 88-46

ETSU
BLUE RAIDERS LEAD, 18-3
H: 10-1 | A: 6-1 | N: 2-1

01/19/76	H	W, 85-45
02/15/76	A	W, 67-49
01/08/77	A	W, 81-63
02/17/77	H	W, 88-67
03/04/77	N	W, 75-73
01/16/78	H	W, 82-71
02/16/78	A	L, 72-86
03/03/78	N	W, 98-79
02/13/79	H	W, 59-44
02/27/79	N	L, 53-55
01/07/80	A	W, 71-59
01/12/81	H	W, 74-72
12/17/84	H	W, 82-57
02/28/85	H	W, 65-59
01/14/89	A	W, 93-61
12/16/89	H	L, 59-71
12/31/95	A	W, 79-68
01/02/97	H	W, 92-81
12/02/02	H	W, 95-70
11/26/10	H	W, 87-71
11/26/11	A	W, 78-63

EVANSVILLE
BLUE RAIDERS LEAD, 2-0
H: 1-0 | A: 1-0 | N: 0-0

12/08/84	A	W, 91-68
12/11/85	H	W, 106-71

F

FAIRLEIGH DICKINSON
BLUE RAIDERS LEAD, 1-0
H: 0-0 |A: 0-0 | N: 1-0

12/30/94	N	W, 108-71

FLORIDA ATLANTIC
BLUE RAIDERS LEAD, 31-1
H: 17-0 | A: 14-1 | N: 0-0

11/19/04	H	W, 85-63
01/11/07	A	W, 78-48
02/24/07	H	W, 76-63
01/10/08	H	W, 79-63
02/23/08	A	W, 89-84 (OT)
01/07/09	H	W, 90-64
02/21/09	A	L, 70-73
01/16/10	H	W, 92-76

ALL-TIME SERIES HISTORY

02/27/10	A	W, 88-71
01/12/11	H	W, 83-52
01/26/11	A	W, 85-53
01/14/12	A	W, 55-37
02/18/12	H	W, 65-41
01/09/13	H	W, 73-59
02/02/13	A	W, 70-67
02/15/14	A	W, 83-77
01/10/15	A	W, 101-69
03/07/15	H	W, 73-60
02/04/16	A	W, 83-73
03/03/16	H	W, 71-65
01/21/17	H	W, 87-69
03/04/17	A	W, 71-59
02/08/18	A	W, 69-64
01/05/19	A	W, 74-55
03/02/19	H	W, 74-48
01/16/20	H	W, 81-66
01/01/21	H	W, 84-65
01/02/21	H	W, 66-64
01/13/22	A	W, 60-56
02/19/22	H	W, 72-49
1/26/23	H	W, 63-48
2/16/23	A	W, 85-77

FLORIDA A&M
BLUE RAIDERS LEADS, 1-0
H: 1-0 | A: 0-0 | N: 0-0

11/9/23	H	W, 93-48

FLORIDA STATE
SEMINOLES LEAD, 2-1
H: 1-0 | A: 0-1 | N: 0-1

01/26/83	A	L, 67-75
11/28/93	H	W, 66-43
03/19/16	N	L, 55-72

FORDHAM
FORDHAM LEADS, 1-0
H: 0-0 | A: 0-1 | N: 0-0

12/30/18	A	L, 49-61

FURMAN
BLUE RAIDERS LEADS, 3-2
H: 2-0 | A: 1-1 | N: 0-1

01/15/97	A	L, 86-95 (3OT)
11/22/98	H	W, 81-75
12/29/98	N	L, 66-83
11/11/18	A	W, 78-71
11/24/19	H	W, 78-62

G

GEORGIA
LADY DOGS LEAD, 12-1
H: 0-7 | A: 1-4 | N: 0-1

11/23/84	H	L, 73-84
12/02/85	A	L, 58-108
12/10/89	H	L, 89-95
12/08/90	H	L, 62-80
12/06/92	A	L, 65-80
11/27/94	H	L, 71-95
12/01/96	H	L, 70-89
11/20/01	A	L, 72-77 (OT)
12/30/02	H	L, 43-79
12/13/03	A	L, 50-65
11/30/05	H	L, 72-90
12/07/06	A	W, 70-62
03/20/11	N	L, 41-56

GEORGIA SOUTHERN
BLUE RAIDERS LEAD, 3-0
H: 1-0 | A: 1-0 | N: 1-0

12/15/95	N	W, 101-90
12/04/04	A	W, 66-54
11/25/05	H	W, 80-58

GEORGIA STATE
BLUE RAIDERS LEAD, 7-0
H: 3-0 | A: 4-0 | N: 0-0

11/27/87	A	W, 101-80
11/24/90	A	W, 98-94
11/24/91	H	W, 84-61
12/16/95	A	W, 80-64
12/02/04	A	W, 64-49
12/08/05	H	W, 69-51
11/29/18	H	W, 69-54

GEORGIA TECH
YELLOW JACKETS LEAD, 5-0
H: 0-2 | A: 0-3 | N: 0-0

12/03/10	A	L, 48-68
12/11/11	H	L, 58-47
12/22/16	H	L, 60-61
03/23/17	A	L, 57-70
12/03/17	A	L, 45-48

GONZAGA
SERIES TIED, 1-1
H: 0-0 | A: 0-0 | N: 1-1

03/17/07	N	W, 85-46
11/30/19	N	L, 50-62

GRAND CANYON
LOPES LEAD, 1-0
H: 0-0 | A: 0-1 | N: 0-0

12/30/23	A	L, 59-68

H

HAWAI'I
RAINBOW WAHINE LEAD, 1-0
H: 0-0 | A: 0-1 | N: 0-0

12/23/96	A	L, 63-82

HIWASSEE JC
TIGERS LEAD, 2-0
H: 0-1 | A: 0-1 | N: 0-0

12/13/75	H	L, 70-71
01/10/76	A	L, 60-72

HOUSTON
SERIES TIED, 5-5
H: 2-2 | A: 2-2 | N: 1-1

12/19/91	N	L, 85-99
12/02/95	N	W, 76-69
12/30/00	A	L, 72-77
12/20/01	H	L, 63-75
01/05/04	H	L, 63-67
11/28/04	A	L, 56-80
11/22/05	H	W, 62-35
11/19/07	A	W, 69-68
12/14/22	H	W, 68-61
11/29/23	A	W, 70-45

I

ILLINOIS
BLUE RAIDERS LEAD, 1-0
H: 0-0 | A: 0-0 | N: 1-0

11/27/21	N	W, 62-52

INDIANA
SERIES TIED, 2-2
H: 1-0 | A: 1-1 | N: 0-1

12/05/87	A	W, 65-59
12/10/99	N	L, 68-81
03/14/01	A	L, 63-66
11/22/08	H	W, 65-59

IOWA
HAWKEYES LEAD, 1-0
H: 0-0 | A: 0-1 | N: 0-0

11/14/12	A	L, 63-69 (OT)

IUPUI
BLUE RAIDERS LEAD, 1-0
H: 1-0 | A: 0-0 | N: 0-0

03/21/19	H	W, 59-47

J

JACKSON STATE
BLUE RAIDERS LEAD, 3-2
H: 1-0 | A: 1-1 | N: 1-1

12/28/80	N	L, 62-82
03/15/83	A	W, 64-61
12/20/91	N	W, 76-68
12/03/94	A	L, 78-85
12/10/94	H	W, 75-73

JAMES MADISON
SERIES TIED, 1-1
H: 1-0 | A: 0-1 | N: 0-0

12/12/10	H	W, 81-75
11/20/11	A	L, 46-60

K

KANSAS
JAYHAWKS LEAD, 2-0
H: 0-0 | A: 0-2 | N: 0-0

03/16/88	A	L, 75-81
03/16/96	A	L, 57-72

KANSAS STATE
WILDCATS LEAD, 2-1
H: 0-1 | A: 0-1 | N: 1-0

12/17/01	H	L, 53-54 (OT)
12/06/02	A	L, 61-79
12/21/10	N	W, 63-49

KENTUCKY
WILDCATS LEAD, 16-5
H: 4-6 | A: 1-10 | N: 0-0

11/18/77	H	L, 80-82
11/17/78	H	W, 90-87
01/06/83	A	L, 68-73
01/09/84	A	W, 74-68
11/30/85	A	L, 77-85
12/20/86	H	L, 68-79
02/25/88	A	L, 68-76
01/08/89	H	L, 66-68
02/27/90	A	L, 56-72
03/21/08	A	L, 66-68 (OT)
12/28/09	H	W, 57-51
12/29/10	A	L, 72-81
12/28/11	H	W, 70-58
12/09/12	A	L, 46-68
11/24/13	H	L, 72-84
12/12/14	A	L, 62-78
12/13/15	H	L, 52-68
12/09/16	A	L, 48-61
12/28/17	H	W, 62-57
12/15/18	A	L, 55-72
11/10/19	H	L, 52-67

L

LAFAYETTE
BLUE RAIDERS LEAD, 1-0
H: 1-0 | A: 0-0 | N: 0-0

11/15/08	H	W, 85-47

LAMBUTH
BLUE RAIDERS LEAD, 2-0
H: 1-0 | A: 1-0 | N: 0-0

12/10/75	H	W, 83-21
02/27/76	H	W, 77-56

LIPSCOMB
BLUE RAIDERS LEAD, 14-0
H: 8-0 | A: 6-0 | N: 0-0

11/23/81	A	W, 95-60
12/13/82	H	W, 83-61
01/02/88	H	W, 92-68
12/08/88	A	W, 92-77
11/28/89	H	W, 95-87
12/04/90	A	W, 79-64
12/17/00	H	W, 75-52
12/14/01	A	W, 75-63
12/22/02	H	W, 61-56
12/30/03	A	W, 68-47
11/19/17	H	W, 72-48
12/04/19	H	W, 70-49
12/20/20	H	W, 84-64
12/5/21	A	W, 84-59

LOUISIANA
BLUE RAIDERS LEAD, 19-0
H: 10-0 | A: 6-0 | N: 3-0

02/17/01	H	W, 77-52
03/01/01	N	W, 78-59
01/12/02	A	W, 75-63
03/01/02	N	W, 90-59
01/25/03	H	W, 61-41
01/31/04	A	W, 72-57
01/27/05	H	W, 53-45
03/08/05	N	W, 67-52
01/26/06	H	W, 69-68
03/04/06	H	W, 84-58
01/28/07	H	W, 84-57
03/06/07	A	W, 77-67
01/30/08	A	W, 85-66
01/28/09	H	W, 85-57
01/03/10	H	W, 83-54
01/08/11	A	W, 84-62
01/07/12	H	W, 104-53
11/24/12	A	W, 72-45

ALL-TIME SERIES HISTORY

01/19/13	H	W, 72-36

LOUISVILLE
CARDINALS LEAD, 6-3
H: 1-3 | A: 1-3 | N: 1-0

12/12/92	H	L, 70-71
12/30/07	A	L, 64-76
12/04/08	H	L, 44-67
12/09/09	A	W, 94-84
03/24/13	A	L, 49-74
11/16/16	H	L, 72-91
12/09/17	A	L, 26-80
12/4/22	H	W, 67-49
03/22/24	N	W, 71-69

LSU
TIGERS LEAD, 4-2
H: 1-0 | A: 1-4 | N: 0-0

12/04/82	A	L, 65-67
03/16/86	A	L, 65-78
12/28/07	H	W, 67-56
11/30/08	A	W, 79-75
11/18/09	A	L, 40-61
03/24/24	A	L, 56-83

M

MAINE
BLACK BEARS LEAD, 2-1
H: 0-0 | A: 0-1 | N: 1-1

12/28/86	A	L, 67-75
12/28/98	N	L, 78-92
11/18/06	N	W, 87-60

MANHATTAN
JASPERS LEAD, 1-0
H: 0-0 | A: 0-0 | N: 0-1

11/28/03	N	L, 65-70

MARIST
RED FOXES LEAD, 1-0
H: 0-0 | A: 0-0 | N: 0-1

03/19/07	N	L, 59-73

MARQUETTE
GOLDEN EAGLES LEAD, 1-0
H: 0-0 | A: 0-0 | N: 0-1

11/26/21	N	L, 55-59

MARSHALL
BLUE RAIDERS LEAD, 10-2
H: 5-2 | A: 6-0 | N: 1-0

02/19/14	H	W, 75-36
02/19/15	A	W, 74-48
01/28/16	H	W, 65-54
02/27/16	A	W, 79-73
03/11/16	N	W, 69-41
01/12/17	A	W, 72-63
02/18/17	H	W, 94-69
01/26/18	A	W, 73-57
02/16/19	H	L, 53-59
01/09/20	A	W, 75-55
03/04/21	H	L, 49-72
03/05/21	H	W, 61-54
01/27/22	H	W, 80-41
02/24/22	A	W, 65-57

MARYLAND
TERRAPINS LEAD, 2-0
H: 0-1 | A: 0-0 | N: 0-0

11/10/06	H	L, 76-80
12/05/07	A	L, 69-74

MARYVILLE
BLUE RAIDERS LEAD, 2-0
H: 1-0 | A: 1-0 | N: 0-0

12/06/76	H	W, 116-46
12/18/76	A	W, 2-0

MEMPHIS
BLUE RAIDERS LEAD, 12-8
H: 5-3 | A: 5-4 | N: 2-1

03/04/76	N	W, 75-52
03/04/77	A	L, 68-84
01/30/78	A	L, 86-101
03/03/78	N	L, 62-74
11/18/78	H	L, 81-91
01/30/79	H	W, 65-63
02/09/80	A	W, 68-63
01/26/81	H	L, 61-79
02/26/81	A	W, 70-66
12/01/92	A	W, 83-70
01/05/94	H	W, 74-72
11/25/96	H	L, 65-77
12/14/97	A	L, 75-102
03/11/99	A	L, 61-71
01/02/02	A	W, 82-80 (OT)
12/19/02	H	W, 89-83
11/11/12	H	W, 82-68
12/10/22	A	W, 69-53
11/6/23	H	W, 67-47
11/20/23	N	W, 64-57

MEMPHIS JV
BLUE RAIDERS LEAD, 1-0
H: 0-0 | A: 1-0 | N: 0-0

02/06/76	A	W, 77-35

MERCER
SERIES TIED, 1-1
H: 1-0 | A: 0-1 | N: 0-0

12/3/21	H	W, 59-49
11/2/22	A	L, 75-76

MIAMI (FLA.)
BLUE RAIDERS LEAD, 2-1
H: 1-0 | A: 1-1 | N: 0-0

12/30/80	A	L, 74-80
11/15/13	A	W, 61-55
11/17/14	H	W, 53-48

MIAMI (OHIO)
BLUE RAIDERS LEAD, 2-0
H: 0-0 | A: 0-0 | N: 2-0

01/05/80	N	W, 73-49
12/29/80	N	W, 78-57

MICHIGAN
WOLVERINES LEAD, 1-0
H: 0-0 | A: 0-0 | N: 0-1

11/18/23	N	L,49-63

MICHIGAN STATE
SPARTANS LEAD, 1-0
H: 0-0 | A: 0-1 | N: 0-0

03/22/09	A	L, 59-60

MILWAUKEE
PANTHERS LEAD, 1-0
H: 0-0 | A: 0-0 | N: 0-1

12/07/02	N	L, 60-62

MINNESOTA
BLUE RAIDERS LEAD, 1-0
H: 0-0 | A: 1-0 | N: 0-0

11/19/06	A	W, 79-61

MISSISSIPPI COLLEGE
BLUE RAIDERS LEAD, 1-0
H: 1-0 | A: 0-0 | N: 0-0

12/02/88	H	W, 93-53

MISSISSIPPI STATE
BLUE RAIDERS LEAD, 5-3
H: 2-0 | A: 0-0 | N: 3-3

02/07/76	N	L, 73-78
11/18/77	H	W, 83-70
12/16/78	N	L, 0-2
02/04/83	N	W, 79-76 (OT)
11/28/87	N	W, 57-56
12/06/90	H	W, 69-49
03/21/10	N	L, 64-68
12/01/13	N	W, 62-48

MISSISSIPPI UNIVERSITY FOR WOMEN
SERIES TIED, 1-1
H: 0-0 | A: 1-1 | N: 0-0

02/06/76	A	L, 63-72
12/20/80	A	W, 89-71

MISSISSIPPI VALLEY STATE
BLUE RAIDERS LEAD, 1-0
H: 1-0 | A: 0-0 | N: 0-0

11/21/19	H	W, 101-51

MISSOURI
TIGERS LEAD, 2-0
H: 0-1 | A: 0-0 | N: 0-1

01/11/78	H	L, 65-81
12/20/96	N	L, 55-61

MISSOURI STATE
BLUE RAIDERS LEAD, 3-0
H: 1-0 | A: 1-0 | N: 1-0

12/17/15	H	W. 70-54
12/19/16	A	W, 71-52
11/26/22	N	W, 79-54

MONTEVALLO
BLUE RAIDERS LEAD, 2-0
H: 2-0 | A: 0-0 | N: 0-0

11/29/97	H	W, 87-67
11/27/99	H	W, 85-50

MOREHEAD STATE
BLUE RAIDERS LEAD, 44-7
H: 24-3 | A: 18-3 | N: 2-1

01/17/77	H	W, 91-80
01/07/78	A	L, 89-94 (OT)
01/06/79	H	L, 67-74
12/04/79	H	L, 51-58
01/26/80	A	W, 70-61
01/03/81	H	W, 73-68
12/10/81	A	W, 67-64
02/25/82	H	W, 86-57
03/03/82	N	L, 62-66
12/17/82	A	W, 66-51
03/04/83	H	W, 81-53
03/10/83	N	W, 74-61
01/12/84	A	L, 53-56
02/16/84	H	W, 68-49
03/06/84	H	W, 65-47
01/12/85	H	W, 80-69
02/16/85	A	W, 86-72
01/18/86	A	W, 74-64
02/24/86	H	W, 71-57
03/05/86	H	W, 85-72
01/17/87	H	W, 90-73
02/23/87	A	W, 91-61
01/30/88	A	W, 72-66
02/15/88	H	W, 86-69
03/09/88	H	W, 83-56
01/23/89	H	W, 68-64
02/18/89	A	W, 77-72
01/27/90	A	W, 71-60
02/12/90	H	W, 85-78
01/21/91	A	W, 90-47
02/16/91	H	W, 67-63
01/25/92	H	W, 83-69
02/10/92	A	W, 81-76 (OT)
01/09/93	H	W, 79-49
02/20/93	A	L, 73-85
01/24/94	A	W, 88-71
02/26/94	H	W, 83-60
01/23/95	H	W, 84-70
02/25/95	A	W, 95-68
01/20/96	A	W, 108-74
02/19/96	H	W, 108-75
03/02/96	N	W, 99-73
01/06/97	A	W, 84-58
02/01/97	H	L, 78-81
01/24/98	A	W, 99-77
02/21/98	H	W, 91-54
01/21/99	H	W, 99-72
02/18/99	A	W, 91-66
01/08/00	A	W, 96-59
02/05/00	H	W, 80-74
03/16/17	H	W, 67-58

MORRIS BROWN
BLUE RAIDERS LEAD, 1-0
H: 1-0 | A: 0-0 | N: 0-0

01/29/02	H	W, 90-39

MURRAY STATE
BLUE RAIDERS LEAD, 44-13
H: 24-3 | A: 16-9 | N: 4-1

12/04/75	H	W, 66-50
02/02/76	A	W, 55-44
02/07/76	N	W, 64-57
01/22/77	A	W, 79-52
02/11/77	H	W, 92-63
02/21/77	H	W, 90-53

ALL-TIME SERIES HISTORY

01/23/78	A	W, 89-65
02/18/78	H	W, 92-73
01/22/79	H	W, 87-79 (OT)
02/17/79	A	L, 78-90
01/19/80	A	W, 80-62
02/14/80	H	W, 76-60
01/17/81	A	L, 72-73
02/12/81	H	W, 75-74
01/21/82	H	W, 90-67
02/18/82	A	W, 79-74
01/22/83	A	W, 75-68
02/19/83	H	W, 96-68
03/09/83	N	W, 84-73
01/27/84	H	W, 100-59
02/11/84	A	W, 84-67
01/28/85	A	W, 77-66
02/11/85	H	W, 87-69
01/11/86	H	W, 102-68
02/17/86	A	W, 87-71
01/10/87	A	L, 66-72
02/16/87	H	W, 101-83
03/04/87	N	W, 72-64
01/23/88	H	W, 74-70
02/29/88	A	L, 60-82
01/30/89	A	W, 71-68
02/11/89	H	W, 93-78
03/06/89	H	L, 66-73
01/20/90	H	L, 61-79
02/19/90	A	W, 71-65
03/05/90	N	L, 74-82
01/14/91	H	W, 95-72
02/23/91	A	L, 81-91
01/04/92	A	L, 69-72
02/01/92	H	W, 88-80
02/01/93	A	W, 96-63
03/01/93	H	W, 79-56
01/15/94	A	W, 80-69
02/09/94	H	L, 76-79
01/14/95	H	W, 105-60
02/13/95	A	W, 77-74
01/29/96	H	W, 68-51
02/24/96	A	L, 67-74
03/03/96	N	W, 70-63
12/17/96	H	W, 84-68
01/25/97	A	L, 61-72
01/03/98	H	W, 67-56
02/02/98	A	W, 62-49
01/04/99	A	W, 72-68
01/30/99	H	W, 58-48
01/27/00	A	L, 57-76
02/24/00	H	W, 76-63

N

NC STATE
BLUE RAIDERS LEAD, 1-0
H: 0-0 | A: 0-0 | N: 1-0

03/19/05	N	W, 60-58

NEVADA
BLUE RAIDERS LEAD, 1-0
H: 0-0 | A: 0-0 | N: 1-0

11/28/16	N	W, 90-46

NEW ORLEANS
BLUE RAIDERS LEAD, 13-1
H: 5-0 | A: 5-1 | N: 3-0

01/27/01	H	W, 82-51
12/29/01	H	W, 77-54
01/18/03	A	L, 59-65
03/09/03	N	W, 69-55
01/24/04	H	W, 67-47
01/20/05	A	W, 59-51
03/04/05	N	W, 73-30
01/28/06	A	W, 90-41
01/13/07	A	W, 78-50
01/20/08	H	W, 80-61
01/24/09	A	W, 87-53
03/07/09	N	W, 82-47
12/30/09	A	W, 102-57
01/27/10	H	W, 78-60

NORFOLK STATE
BLUE RAIDERS LEAD, 1-0
H: 1-0 | A: 0-0 | N: 0-0

11/29/03	N	W, 80-58

NORTH ALABAMA
BLUE RAIDERS LEAD, 2-0
H: 1-0 | A: 1-0 | N: 0-0

02/06/82	H	W, 93-70
02/22/82	A	W, 81-53

NORTH CAROLINA
BLUE RAIDERS LEAD, 1-0
H: 0-0 | A: 0-0 | N: 1-0

03/21/04	N	W, 67-62

NORTH DAKOTA STATE
SERIES TIED, 1-1
H: 1-0 | A: 0-1 | N: 0-0

12/04/05	A	L, 58-65
01/02/07	H	W, 93-63

NORTH TEXAS
BLUE RAIDERS LEAD, 26-4
H: 14-1 | A: 10-2 | N: 2-1

01/06/01	A	L, 72-85
03/03/01	N	L, 54-72
01/19/02	H	L, 72-74
02/06/03	A	W, 70-56
02/12/04	H	W, 64-55
03/07/04	N	W, 81-66
02/12/05	A	W, 64-49
03/06/05	A	W, 59-58 (OT)
02/08/06	A	L, 64-69
01/24/07	A	W, 70-56
01/26/08	H	W, 89-50
12/31/08	A	W, 72-52
02/15/09	H	W, 113-58
01/30/10	H	W, 119-51
03/07/10	N	W, 106-66
01/05/11	H	W, 83-63
02/02/12	A	W, 70-68
12/27/12	H	W, 66-64
01/24/13	A	W, 60-47
01/08/14	H	W, 86-42
02/14/15	H	W, 85-59
01/21/16	A	W, 76-52
01/07/17	H	W, 60-52
01/18/18	H	W, 56-48
01/26/19	H	W, 61-46
02/06/20	A	W, 80-60
03/05/20	H	W, 74-63
01/09/22	H	W, 80-52
1/7/23	A	W, 76-57
3/2/23	H	W, 72-45

NORTHERN KENTUCKY
BLUE RAIDERS LEAD, 2-1
H: 1-0 | A: 0-1 | N: 1-0

01/04/80	A	L, 69-70
11/28/86	N	W, 70-69
12/20/23	H	W, 83-42

NOTRE DAME
FIGHTING IRISH LEAD, 1-0
H: 0-0 | A: 0-1 | N: 0-0

03/23/04	A	L, 46-59

O

OHIO
BOBCATS LEAD, 3-0
H: 0-1 | A: 0-2 | N: 0-0

12/29/15	A	L, 49-72
11/30/16	H	L, 52-73
03/24/19	A	L, 57-59

OKLAHOMA
SOONERS LEAD, 2-0
H: 0-0 | A: 0-1 | N: 0-1

11/25/85	N	L, 75-83
11/19/08	A	L, 65-85

OKLAHOMA STATE
COWGIRLS LEAD, 1-0
H: 0-0 | A: 0-0 | N: 0-1

01/03/91	N	L, 70-88

OLD DOMINION
BLUE RAIDERS LEAD, 8-6
H: 5-3 | A: 2-3 | N: 1-0

12/19/06	H	W, 86-71
11/10/07	A	L, 68-76
01/25/14	H	W, 62-49
01/22/15	A	W, 65-48
01/16/16	H	L, 58-61
03/12/16	N	W, 70-54
02/09/17	A	W, 80-63
03/03/18	H	W, 65-47
02/09/19	A	L, 65-70
01/02/20	H	L, 56-67
02/26/21	H	L, 57-74
02/27/21	H	W, 74-70
02/10/22	A	L, 56-58
03/05/22	H	W, 62-44

OLE MISS
REBELS LEAD, 14-6
H: 4-3 | A: 1-8 | N: 1-3

12/14/78	N	L, 61-68
12/13/79	N	W, 69-63
01/08/82	A	L, 66-67
12/17/83	A	L, 72-84
01/31/85	H	L, 66-77
12/21/85	A	L, 80-95
01/03/87	H	L, 63-95
12/17/87	A	L, 63-77
01/02/91	N	L, 59-78
12/29/94	N	L, 56-103
11/24/95	H	W, 88-86
11/22/96	A	L, 60-94
11/15/97	H	L, 60-61
12/16/99	A	L, 44-76
12/06/00	A	L, 53-72
12/01/01	H	W, 74-64
11/23/14	A	W, 71-65
03/26/15	H	W, 82-70
11/22/15	H	W, 84-75
11/29/17	A	L, 56-65

ORAL ROBERTS
BLUE RAIDERS LEAD, 2-0
H: 2-0 | A: 0-0 | N: 0-0

01/22/92	H	W, 83-76
12/10/93	H	W, 81-55

OREGON
BLUE RAIDERS LEAD, 1-0
H: 0-0 | A: 0-0 | N: 1-0

12/03/93	N	W, 79-74

OREGON STATE
BEAVERS LEAD, 1-0
H: 0-0 | A: 0-0 | N: 0-1

03/23/14	N	L, 36-55

P

PENN STATE
SERIES TIED, 1-1
H: 0-0 | A: 0-1 | N: 1-0

12/18/05	N	W, 79-65
11/13/11	A	L, 49-65

PORTLAND STATE
VIKINGS LEAD, 1-0
H: 0-0 | A: 0-0 | N: 0-1

12/02/89	N	L, 64-69

PRINCETON
TIGERS LEADS, 1-0
H: 0-1 | A: 0-0 | N: 0-0

11/2/23	H	L, 60-65

Q

QUINNIPIAC
BLUE RAIDERS LEAD, 1-0
H: 0-0 | A: 0-0 | N: 1-0

12/27/86	N	W, 89-59

R

RADFORD
BLUE RAIDERS LEAD, 1-0
H: 0-0 | A: 0-0 | N: 1-0

12/03/95	N	W, 84-73

RICE
BLUE RAIDERS LEAD, 11-4
H: 6-1 | A: 2-1 | N: 3-2

02/08/14	H	W, 65-54
02/12/15	H	W, 79-61

ALL-TIME SERIES HISTORY

01/23/16	A	W, 61-60
03/10/16	N	W, 74-54
01/05/17	H	W, 71-61
03/09/17	N	W, 61-59
02/17/18	H	W, 51-41
03/08/18	N	L, 53-61
02/24/19	H	L, 47-60
03/16/19	N	L, 54-69
02/08/20	A	L, 60-77
03/13/21	N	W, 68-65
01/7/22	H	W, 87-63
12/20/22	A	W, 74-68
1/11/23	H	W, 85-56

S

SAN FRANCISCO
DONS LEAD, 2-0
H: 0-0 | A: 0-1 | N: 0-1

11/26/89	N	L, 57-82
12/14/91	A	L, 54-70

SAN JOSE STATE
BLUE RAIDERS LEAD, 1-0
H: 0-0 | A: 0-0 | N: 1-0

12/13/91	N	W, 88-54

SETON HALL
PIRATES LEAD, 1-0
H: 0-1 | A: 0-0 | N: 1-0

03/31/22	H	L, 73-74

SHORTER
HAWKS LEAD, 1-0
H: 0-1 | A: 0-0 | N: 0-0

11/29/76	H	L, 69-73

SIENA
BLUE RAIDERS LEAD, 1-0
H: 0-0 | A: 0-0 | N: 1-0

12/28/88	N	W, 103-62

SOUTH ALABAMA
BLUE RAIDERS LEAD, 21-4
H: 9-1 | A: 9-1 | N: 3-2

12/19/80	N	L, 50-51
01/09/82	N	W, 72-55
11/26/85	N	L, 63-79
01/13/01	H	L, 71-79
02/14/02	H	W, 71-66
01/16/03	A	L, 58-72
01/22/04	H	W, 56-55
01/22/05	A	W, 63-46
01/19/06	A	W, 59-58
12/14/06	A	W, 93-58
02/03/07	H	W, 86-58
03/03/07	N	W, 79-52
12/22/07	A	W, 80-46
02/14/08	H	W, 66-46
01/04/09	A	W, 80-57
02/18/09	H	W, 90-64
03/09/09	N	W, 77-71
02/06/10	A	W, 100-52
02/21/10	H	W, 100-78
01/02/11	A	W, 67-59
02/05/11	H	W, 71-48
12/31/11	H	W, 60-39
01/21/12	A	W, 60-53
01/05/13	A	W, 60-39
02/20/13	H	W, 69-48

SOUTH CAROLINA
BLUE RAIDERS LEAD, 2-1
H: 1-0 | A: 1-1 | N: 0-0

03/12/86	A	W, 78-77 (OT)
12/16/02	A	L, 50-65
12/18/04	H	W, 69-56

SOUTH CAROLINA STATE
BLUE RAIDERS LEAD, 2-0
H: 1-0 | A: 1-0 | N: 0-0

12/14/02	A	W, 70-57
12/22/03	H	W, 76-54

SOUTH DAKOTA STATE
JACKRABBITS LEAD, 5-4
H: 3-2 | A: 1-3 | N: 0-0

01/03/05	H	L, 56-58
12/02/05	A	W, 79-72
11/13/06	H	L, 61-72
12/13/09	A	L, 61-87
11/28/10	H	W, 70-51
11/17/11	H	W, 59-49
12/01/12	A	L, 56-63
12/21/13	H	W, 59-44
12/15/14	A	L, 61-65

SOUTHEASTERN LOUISIANA
BLUE RAIDERS LEAD, 1-0
H: 0-0 | A: 0-0 | N: 1-0

11/29/13	N	W, 81-57

SOUTHEAST MISSOURI
BLUE RAIDERS LEAD, 16-4
H: 7-2 | A: 7-2 | N: 2-0

01/11/92	H	W, 81-57
02/24/92	A	W, 82-67
01/30/93	A	W, 65-58
02/27/93	H	W, 75-65
01/17/94	A	W, 70-67
02/14/94	H	L, 64-68
03/05/94	N	W, 71-70
01/16/95	H	W, 73-64
02/11/95	A	W, 78-67
01/13/96	H	W, 78-64
02/12/96	A	L, 81-82
01/18/97	H	L, 73-74 (OT)
02/17/97	A	W, 78-63
01/10/98	A	W, 89-71
02/07/98	H	W, 95-67
01/07/99	H	W, 82-75
02/04/99	A	L, 73-76
12/04/99	H	W, 85-81
02/08/00	A	W, 67-58
02/29/00	N	W, 76-57

SOUTHERN
BLUE RAIDERS LEAD, 1-0
H: 0-0 | A: 1-0 | N: 0-0

12/03/82	A	W, 87-78

SOUTHERN ILLINOIS
BLUE RAIDERS LEAD, 5-1
H: 3-0 | A: 2-1 | N: 0-0

11/26/95	H	W, 66-48
12/15/96	A	L, 72-91
01/28/03	A	W, 87-63
11/24//03	H	W, 76-62
12/17/21	H	W, 62-61
11/12/22	A	W, 90-38

SIUE
BLUE RAIDERS LEAD, 1-0
H: 0-0 | A: 1-0 | N: 0-0

11/26/23	A	W, 81-74

SOUTHERN INDIANA
BLUE RAIDERS LEAD, 2-0
H: 2-0 | A: 0-0 | N: 0-0

03/02/93	H	W, 89-77
12/11/93	H	W, 94-72

SOUTHERN MISS
GOLDEN EAGLES LEAD, 9-8
H: 3-3 | A: 2-4 | N: 3-2

12/15/77	N	W, 82-75 (OT)
12/17/79	A	L, 65-77
02/05/14	A	L, 56-68
03/15/14	N	W, 84-55
01/15/15	H	L, 75-77
02/05/15	A	L, 65-70
03/13/15	N	L, 53-65
02/13/16	H	W, 74-44
01/26/17	A	L, 61-81
03/10/17	N	L, 54-59
01/20/18	H	L, 53-61
01/10/19	H	W, 66-49
01/25/20	A	W, 77-69
01/15/21	H	W, 78-58
01/16/21	H	L, 61-69
01/22/22	A	W, 81-71
03/10/22	N	W, 70-50

ST. BONAVENTURE
BLUE RAIDERS LEAD, 1-0
H: 0-0 | A: 0-0 | N: 1-0

12/20/10	N	W, 58-53

STEPHEN F. AUSTIN
BLUE RAIDERS LEAD, 1-0
H: 1-0 | A: 0-0 | N: 0-0

12/17/23	H	W, 72-47

T

TCU
BLUE RAIDERS LEAD, 2-1
H: 1-0 | A: 0-1 | N: 1-0

12/17/88	N	W, 70-53
12/29/19	H	W, 82-70
12/13/20	A	L, 77-83

TEMPLE
OWLS LEAD, 1-0
H: 0-1 | A: 0-0 | N: 0-0

03/29/15	H	L, 57-69

TENNESSEE
LADY VOLS LEAD, 15-1
H: 0-4 | A: 0-7 | N: 1-4

03/06/76	N	L, 70-73
03/02/77	N	L, 66-87
01/17/78	H	L, 79-87
12/05/78	A	L, 63-87
11/26/79	H	L, 48-63
02/27/81	N	L, 47-66
03/14/84	A	L, 52-70
11/26/06	A	L, 64-88
12/13/07	A	L, 61-84
12/11/08	A	L, 52-81
11/25/09	H	L, 52-69
11/29/11	A	L, 43-82
11/28/12	A	L, 81-88 (OT)
11/08/13	H	L, 57-67
03/21/21	N	L, 62-87
12/6/23	N	W, 73-62

TENNESSEE STATE
BLUE RAIDERS LEAD, 33-10
H: 17-4 | A: 16-4 | N: 0-2

01/14/80	A	W, 84-52
02/04/80	H	W, 69-55
12/08/80	H	W, 84-67
01/19/81	A	W, 80-65
12/05/81	H	W, 53-43
01/16/82	A	W, 71-66
11/26/82	H	W, 88-67
02/01/83	A	W, 77-68
01/31/87	A	W, 91-56
02/26/87	H	W, 111-64
02/05/88	A	W, 90-72
02/20/88	H	W, 91-61
01/09/89	H	W, 81-53
02/04/89	A	W, 81-61
01/15/90	A	L, 74-77
02/24/90	H	W, 67-53
01/28/91	H	W, 77-67
02/09/91	A	W, 63-62
01/18/92	A	W, 94-68
02/17/92	H	W, 99-69
01/13/93	H	L, 72-78
02/11/93	A	W, 105-103 (2OT)
01/19/94	H	L, 59-68
02/05/94	A	L, 80-86
03/06/94	N	L, 66-88
01/18/95	A	L, 56-68
02/18/95	H	L, 70-76
03/05/95	N	L, 71-83
01/16/96	H	W, 70-52
02/10/96	A	W, 73-60
01/08/97	H	W, 64-61
02/13/97	A	L, 79-82
01/17/98	H	W, 76-74
02/14/98	A	W, 80-78
01/14/99	A	W, 89-50
02/11/99	H	W, 81-79
02/23/99	H	L, 79-82
01/22/00	H	W, 84-66
02/19/00	A	W, 62-38
11/17/00	H	W, 90-68

ALL-TIME SERIES HISTORY

11/16/01	A	W, 77-57
12/28/02	H	W, 83-62
12/15/03	A	W, 82-63
12/18/11	H	W, 94-53

TENNESSEE TECH
BLUE RAIDERS LEAD, 46-39
H: 29-10 | A: 17-23 | N: 0-6

01/17/76	H	L, 75-86
02/16/76	A	L, 58-99
03/06/76	N	L, 68-84
01/10/77	A	L, 67-97
02/05/77	H	W, 80-78
01/14/78	H	L, 81-88
02/15/78	A	L, 66-81
03/02/78	N	L, 68-96
01/13/79	A	L, 73-107
12/14/79	N	L, 68-71 (OT)
01/10/80	H	W, 72-57
02/07/80	A	L, 69-72
02/29/80	N	L, 70-72
01/08/81	A	W, 76-66
02/05/81	H	W, 81-78
02/28/81	N	L, 79-87
12/19/81	H	L, 67-81
01/30/82	A	L, 68-74
01/15/83	A	W, 74-72
02/12/83	H	W, 95-77
01/07/84	A	W, 70-66
03/03/84	H	W, 85-64
03/07/84	H	W, 71-64
01/07/85	H	W, 62-58
02/21/85	A	L, 86-92 (OT)
03/05/85	H	W, 67-61
01/06/86	A	L, 58-77
02/03/86	H	W, 72-69
03/06/86	H	W, 66-63
01/05/87	A	L, 74-78
02/02/87	H	W, 94-85
03/05/87	A	L, 67-71
01/09/88	H	W, 63-55
03/03/88	A	L, 79-83
03/10/88	H	W, 79-62
01/16/89	A	L, 65-74
02/25/89	H	W, 73-65
01/08/90	H	L, 49-71
02/03/90	A	L, 69-79
01/26/91	H	L, 58-64
02/11/91	A	L, 70-86
03/05/91	A	L, 59-84
01/20/92	A	L, 80-86
02/15/92	H	L, 92-93 (OT)
01/23/93	A	L, 72-91
02/15/93	H	W, 77-71
03/09/93	A	L, 73-80
01/29/94	H	W, 74-70
02/17/94	A	L, 74-83
01/28/95	H	L, 48-69
02/09/95	A	W, 66-63
01/11/96	A	W, 88-57
02/15/96	H	W, 75-64
01/11/97	H	L, 61-71
02/08/97	A	W, 71-65
02/28/97	N	L, 56-59
01/07/98	A	W, 59-56
01/14/98	H	L, 55-74
12/05/98	H	W, 74-63
01/12/99	A	L, 63-85
01/15/00	A	L, 60-77
02/12/00	H	W, 90-82
12/10/00	A	W, 87-74
12/09/01	H	L, 64-68 (OT)
11/25/02	A	W, 71-59
11/21/03	H	W, 65-52
12/09/04	A	L, 50-52
12/21/05	H	W, 74-46
11/29/06	A	W, 68-50
11/14/07	H	W, 89-62
12/28/08	A	W, 101-66
11/28/09	H	W, 76-39
12/01/10	A	W, 71-58
11/23/11	H	W, 74-55
11/20/12	A	W, 65-59 (OT)
01/02/14	H	W, 84-53
12/28/14	A	W, 98-76
12/20/15	H	W, 69-53
11/19/16	A	W, 73-62
11/14/17	H	W, 58-44
11/16/18	A	L, 64-68
11/21/19	H	W, 64-58
11/22/21	A	W, 65-47
12/1/22	H	W, 83-45
12/10/23	A	W, 63-47

TEXAS SOUTHERN
BLUE RAIDERS LEAD, 1-0
H: 0-0 | A: 0-0 | N: 1-0

12/12/99	N	W, 76-55

TEXAS TECH
RED RAIDERS LEAD, 3-0
H: 0-0 | A: 0-0 | N: 0-3

11/24/89	N	L, 61-76
03/21/05	N	L, 69-80
11/25/22	N	L, 66-72

TOLEDO
BLUE RAIDERS LEAD, 1-0
H: 0-0 | A: 1-0 | N: 0-0

03/28/22	A	W, 73-71

TULANE
BLUE RAIDERS LEAD, 3-2
H: 1-1 | A: 2-1 | N: 0-0

03/05/14	A	W, 64-52
12/03/16	H	W, 62-59
12/17/17	A	L, 44-62
11/14/19	A	W, 64-62
12/09/20	H	L, 78-81

TULSA
BLUE RAIDERS LEAD, 1-0
H: 0-0 | A: 1-0 | N: 0-0

02/1/14	A	W, 67-57

TROY
BLUE RAIDERS LEAD, 20-2
H: 10-1 | A: 9-1 | N: 1-0

12/11/92	H	W, 88-65
02/19/94	A	W, 71-59
01/21/06	H	W, 91-60
01/06/07	H	W, 90-55
02/22/07	A	W, 68-60
01/17/08	A	W, 87-53
03/01/08	H	W, 61-50
03/08/08	N	W, 74-51
12/20/08	H	W, 82-46
02/11/09	A	W, 75-60
02/03/10	H	W, 84-51
02/17/10	A	W, 106-84
01/19/11	H	W, 103-52
02/17/11	A	W, 80-61
01/05/12	A	W, 72-66 (OT)
01/25/12	H	W, 82-52
02/10/13	H	L, 70-74 (OT)
02/28/13	A	W, 85-63
12/14/17	H	W, 73-57
12/04/18	A	W, 67-64
12/17/20	H	W, 92-76
12/11/21	A	L, 76-77

U

UAB
BLUE RAIDERS LEAD, 18-9
H: 8-3 | A: 8-4 | N: 2-1

11/23/90	N	L, 68-76
12/29/97	H	W, 65-41
11/19/98	A	W, 73-63
11/19/99	H	L, 67-70 (OT)
11/28/00	A	L, 71-76
12/19/05	A	L, 69-71
01/18/14	A	W, 61-55
03/01/14	H	W, 68-58
03/13/14	N	W, 69-59
01/04/15	A	W, 76-68
02/28/15	H	L, 57-62
01/03/16	H	W, 68-40
02/21/16	A	W, 77-72
01/01/17	A	W, 64-61
02/26/17	H	W, 87-56
01/06/18	H	L, 51-59
02/22/18	A	L, 58-65
02/02/19	H	W, 60-44
02/23/19	A	L, 72-77 (OT)
03/15/19	N	W, 75-65
02/15/20	A	W, 62-52
02/20/20	H	L, 59-61
01/28/21	A	W, 81-78 (OT)
01/30/21	H	W, 95-68
02/05/22	H	W, 75-55
1/16/23	A	W, 76-54
2/11/23	H	W, 63-42

UAH
BLUE RAIDERS LEAD, 2-0
H: 1-0 | A: 1-0 | N: 0-0

01/13/88	H	W, 92-45
02/03/88	A	W, 105-32

UALR
BLUE RAIDERS LEAD, 18-7
H: 9-1 | A: 5-5 | N: 4-1

01/08/01	H	W, 93-80
01/20/01	A	W, 77-61
01/26/02	A	W, 79-60
02/09/02	H	W, 81-63
01/11/03	H	W, 68-29
02/15/03	A	W, 69-52
01/17/04	A	L, 54-68
02/21/04	H	W, 71-54
01/13/05	H	W, 71-49
02/17/05	A	W, 62-54
01/14/06	A	L, 53-58
02/18/06	H	W, 65-58
01/20/07	A	W, 75-62
02/06/08	H	L, 53-66
03/10/08	N	W, 57-45
01/17/09	A	W, 67-62 (OT)
03/10/09	N	W, 74-54
01/09/10	A	L, 43-63
03/09/10	N	W, 70-68 (OT)
02/20/11	A	L, 61-69
02/12/12	H	W, 59-51
03/06/12	N	L, 70-71 (OT)
01/16/13	H	W, 65-56
02/16/13	A	L, 43-51
03/11/13	N	W, 53-48

UCF
BLUE RAIDERS LEAD, 5-0
H: 2-0 | A: 3-0 | N: 0-0

12/22/00	A	W, 71-69
11/15/09	H	W, 78-53
12/07/10	A	W, 77-73
12/16/13	A	W, 63-51
12/20/14	H	W, 79-57

ULM
BLUE RAIDERS LEAD, 10-0
H: 4-0 | A: 5-0 | N: 1-0

12/17/06	H	W, 103-89
02/07/07	A	W, 83-70
01/24/08	A	W, 64-61
01/31/09	H	W, 91-75
01/20/10	A	W, 74-55
02/02/11	H	W, 87-58
02/23/12	A	W, 67-53
02/02/13	A	W, 66-48
02/23/13	H	W, 74-53
03/09/13	N	W, 59-56

UMKC
BLUE RAIDERS LEAD, 1-0
H: 0-0 | A: 1-0 | N: 0-0

12/30/93	A	W, 73-68

UNC ASHEVILLE
BLUE RAIDERS LEAD, 6-0
H: 3-0 | A: 3-0 | N: 0-0

01/13/89	A	W, 88-50
01/13/90	H	W, 90-61
12/12/98	A	W, 77-63
12/21/99	H	W, 74-61
11/26/17	A	W, 72-57
12/20/18	H	W, 67-46

ALL-TIME SERIES HISTORY

UNC WILMINGTON
BLUE RAIDERS LEAD, 1-0
H: 0-0 | A: 0-0 | N: 1-0

11/11/11	N	W, 79-60

UNCG
BLUE RAIDERS LEAD, 1-0
H: 0-0 | A: 0-0 | N: 1-0

12/21/00	N	W, 69-66

UNION (TENN.)
BLUE RAIDERS LEAD, 6-3
H: 2-1 | A: 3-2 | N: 1-0

01/13/76	H	L, 76-83
02/28/76	A	W, 95-94
01/15/77	H	W, 91-88
02/28/77	A	L, 90-93 (OT)
12/10/77	A	W, 80-69
01/09/78	A	W, 92-84
11/30/78	A	L, 80-91
01/15/79	H	W, 67-60
12/16/83	N	W, 74-62

UNLV
BLUE RAIDERS LEAD, 2-0
H: 0-0 | A: 2-0 | N: 0-0

12/06/97	A	W, 85-82 (OT)
11/25/18	A	W, 66-62

USC
TROJANS LEAD, 1-0
H: 0-0 | A: 0-0 | N: 0-1

12/19/17	N	L, 57-72

USF
BLUE RAIDERS LEAD, 3-1
H: 2-1 | A: 1-0 | N: 0-0

01/12/90	H	W, 79-64
11/12/04	H	L, 62-70
11/14/10	H	W, 71-59
12/18/13	A	W, 68-62

UTAH
UTES LEAD, 2-0
H: 0-0 | A: 0-0 | N: 0-2

12/14/78	N	L, 74-82
03/18/06	N	L, 71-76

UT-ARLINGTON
BLUE RAIDERS LEAD, 2-0
H: 1-0 | A: 0-0 | N: 1-0

12/16/88	N	W, 73-62
12/04/93	A	W, 87-66

UT MARTIN
BLUE RAIDERS LEAD, 31-4
H: 14-1 | A: 14-3 | N: 3-0

01/24/76	H	W, 91-66
02/24/76	A	W, 81-76
03/04/76	N	W, 87-79
03/02/77	N	W, 69-67
01/31/78	A	W, 89-61
03/01/78	A	W, 70-54
02/21/79	A	W, 73-69
02/02/80	H	W, 63-49
02/16/81	A	W, 75-62
01/24/83	A	W, 75-68
02/21/83	H	W, 86-65
01/23/84	H	W, 76-55
02/07/84	A	W, 86-79
01/10/85	A	W, 95-55
02/14/85	H	W, 80-64
01/16/92	A	W, 90-69
02/03/92	H	W, 110-66
01/18/93	A	W, 76-54
02/08/93	H	W, 81-73
01/03/94	A	W, 83-65
01/31/94	H	W, 84-60
01/05/95	H	W, 105-96
01/30/95	A	W, 95-89
01/27/96	H	W, 96-78
02/26/96	A	W, 76-70
01/27/97	A	W, 76-36
02/22/97	H	W, 68-50
01/05/98	H	L, 32-57
01/31/98	A	L, 71-83
03/01/98	N	W, 59-58
01/02/99	A	L, 70-90
01/28/99	H	W, 88-71
01/29/00	A	L, 70-73
02/26/00	H	W, 78-77
12/05/01	H	W, 73-55

UTSA
BLUE RAIDERS LEAD, 9-1
H: 5-0 | A: 4-1 | N: 0-0

01/22/14	H	W, 60-41
01/29/15	H	W, 73-53
01/09/16	A	W, 74-63
02/02/17	H	W, 77-63
01/11/18	A	W, 62-47
01/17/19	A	W, 72-52
02/01/20	H	W, 69-48
12/30/21	A	W, 85-56
1/5/23	H	W, 80-41
2/4/23	A	L, 53-58

V

VANDERBILT
BLUE RAIDERS LEAD, 14-8
H: 7-3 | A: 6-5 | N: 1-0

12/01/76	H	W, 91-26
02/13/77	A	W, 89-41
12/11/78	H	W, 69-67
02/26/79	A	W, 74-70
11/24/79	A	W, 67-66
02/28/80	N	W, 76-57
12/06/80	H	L, 88-89
02/03/82	A	W, 76-71
01/19/83	A	W, 86-81
02/16/83	H	W, 73-66 (OT)
01/17/84	H	L, 60-66
01/31/84	A	L, 67-83
01/06/88	A	L, 67-70
12/06/88	H	W, 81-73
02/15/90	A	L, 70-88
02/06/91	H	L, 66-79
01/30/92	A	L, 61-90
03/18/12	A	L, 46-60
11/10/17	A	W, 65-54
11/09/18	H	W, 65-58
11/15/21	H	W, 55-46
03/24/22	H	W, 55-53

VCU
BLUE RAIDERS LEAD, 2-0
H: 1-0 | A: 1-0 | N: 0-0

12/18/19	H	W, 86-63
11/12/21	A	W, 54-46

VIRGINIA
CAVALIERS LEAD, 3-0
H: 0-1 | A: 0-2 | N: 0-0

01/02/06	A	L, 63-79
11/13/15	H	L, 66-70
11/11/16	A	L, 51-63

W

WAGNER
SERIES TIED, 1-1
H: 0-0 | A: 1-1 | N: 0-0

12/29/88	A	L, 75-80 (OT)
12/29/92	A	W, 73-53

WAKE FOREST
BLUE RAIDERS LEAD, 2-0
H: 2-0 | A: 0-0 | N: 0-0

03/09/17	H	W, 73-66
03/21/22	H	W, 67-55

WEST VIRGINIA
SERIES TIED, 1-1
H: 0-0 | A: 0-0 | N: 1-1

12/28/84	N	W, 93-67
12/21/96	N	L, 60-77

WESTERN CAROLINA
SERIES TIED, 2-2
H: 2-1 | A: 0-1 | N: 0-0

12/06/91	H	W, 76-65
12/02/07	H	L, 71-77
03/19/08	H	W, 104-69
12/07/08	A	L, 59-68

WICHITA STATE
BLUE RAIDERS LEAD, 1-0
H: 0-0 | A: 0-0 | N: 1-0

11/30/90	N	W, 63-44

WISCONSIN
BLUE RAIDERS LEAD, 2-0
H: 0-0 | A: 0-0 | N: 2-0

11/29/86	N	W, 69-56
11/27/04	N	W, 77-74

WOFFORD
BLUE RAIDERS LEAD, 1-0
H: 1-0 | A: 0-0 | N: 0-0

03/17/22	H	W, 86-56

WRIGHT STATE
BLUE RAIDERS LEAD, 1-0
H: 0-0 | A: 0-0 | N: 1-0

11/30/13	N	W, 69-62

X

XAVIER
BLUE RAIDERS LEAD, 7-4
H: 3-1 | A: 4-1 | N: 0-2

12/05/97	N	L, 62-78
12/15/00	N	L, 89-92
12/23/01	A	W, 68-60
12/03/03	A	W, 67-65
01/06/05	H	W, 64-58
12/03/09	A	L, 63-80
12/09/10	H	L, 52-65
12/09/11	A	W, 65-49
12/06/12	H	W, 63-48
12/07/14	H	W, 90-68
12/06/15	A	W, 62-53

Y

YALE
BLUE RAIDERS LEAD, 1-0
H: 0-0 | A: 0-0 | N: 1-0

12/28/92	N	W, 66-50

YOUNGSTOWN STATE
BLUE RAIDERS LEAD, 10-0
H: 5-0 | A: 5-0 | N: 0-0

01/19/84	H	W, 87-59
02/23/84	A	W, 75-69
01/19/85	A	W, 91-81 (OT)
02/23/85	H	W, 87-74
01/25/86	H	W, 97-72
02/10/86	A	W, 77-66
01/24/87	A	W, 93-82
02/09/87	H	W, 76-55
01/16/88	A	W, 74-73
02/22/88	H	W, 80-78

ALL-TIME SERIES HISTORY

OPPONENT	FIRST MEETING	LAST MEETING	RECORD
Akron	01/24/84	02/07/87	8-0
Alabama	12/03/77	11/27/15	2-8
Appalachian State	12/31/94	12/31/94	1-0
Arizona	11/25/07	11/28/08	2-0
Arizona State	11/14/14	12/01/19	0-3
Arkansas	02/05/83	11/20/14	0-5
Arkansas State	12/01/90	03/22/15	19-6
Auburn	12/04/85	11/29/19	1-4
Austin Peay	01/24/77	12/17/17	60-9
Ball State	03/19/15	03/15/18	1-1
Belmont	11/13/79	12/3/23	17-4
Berry	12/17/77	12/17/77	0-1
Blue Mountain	12/16/77	12/16/77	1-0
Brown	01/04/91	01/04/91	0-1
Bucknell	11/25/89	11/25/89	1-0
Canisius	12/20/17	12/20/17	1-0
Central Michigan	12/04/87	12/28/16	2-1
Central Missouri	12/15/79	12/15/79	0-1
Charlotte	02/22/14	03/09/23	15-1
Chattanooga	01/07/76	12/29/18	26-17
Chicago State	12/17/03	12/17/03	1-0
Cincinnati	12/29/84	12/29/04	1-5
Clemson	12/18/80	12/03/14	4-1
Colorado	03/18/23	03/18/23	0-1
Coppin State	12/05/17	12/05/17	1-0
Cumberland (Tenn.)	12/11/86	12/13/90	2-0
Dartmouth	11/24/18	11/24/18	1-0
Denver	01/18/01	02/04/12	12-3
DePaul	11/19/23	11/19/23	1-0
Duke	03/14/98	03/14/98	0-1
East Carolina	02/26/14	11/09/21	3-0
Eastern Illinois	12/01/89	01/18/00	5-5
Eastern Kentucky	02/13/78	11/26/06	36-13
Erskine	11/14/98	11/14/98	1-0
ETSU	01/19/76	11/26/11	18-3
Evansville	12/08/84	12/11/85	2-0
Fairleigh Dickinson	12/30/94	12/30/94	1-0
Florida Atlantic	11/19/04	02/16/23	31-1
FIU	01/11/01	02/10/24	37-10
Florida A&M	11/9/23	11/9/23	1-0
Florida State	11/26/83	03/19/16	1-2
Fordham	12/30/18	12/30/18	0-1
Furman	01/15/97	11/24/19	3-2
Georgia	11/23/84	03/20/11	1-12
Georgia Southern	12/15/95	11/25/05	3-0
Georgia State	11/27/87	11/29/18	7-0
Georgia Tech	12/03/10	12/03/17	0-5
Gonzaga	03/17/07	11/30/19	1-1
Grand Canyon	12/30/23	12/30/23	0-1
Hawai'i	12/23/96	12/23/96	0-1
Hiwassee JC	12/13/75	01/10/76	0-2
Houston	12/19/91	11/29/23	5-5
Illinois	11/27/21	11/27/21	1-0
Indiana	12/05/87	11/22/08	2-2
Iowa	11/14/12	11/14/12	0-1
IUPUI	03/21/19	03/21/19	1-0
Jackson State	12/28/80	12/10/94	3-2
James Madison	12/12/10	11/20/11	1-1
Jax State	1/24/24	2/21/24	2-0
Kansas	03/16/88	03/16/96	0-2
Kansas State	12/17/01	12/21/10	1-2
Kennesaw State	01/04/88	12/12/13	3-0
Kentucky	11/18/77	11/10/19	5-16
Lafayette	11/15/08	11/15/08	1-0
Lambuth	12/10/75	02/27/76	2-0
Liberty	2/8/24	3/16/24	3-0
Lipscomb	11/23/81	12/05/21	14-0
Louisiana	02/17/01	01/19/13	19-0
Louisiana Tech	03/17/83	03/15/24	13-7
Louisville	12/12/92	3/22/24	3-6
LSU	12/04/82	3/24/24	2-4
Maine	12/28/86	11/18/06	1-2
Manhattan	11/28/03	11/28/03	0-1
Marist	03/19/07	03/19/07	0-1
Marquette	11/26/21	11/26/21	0-1
Marshall	02/19/14	02/24/22	12-2
Maryland	11/10/06	12/05/07	0-2
Maryville	12/06/76	12/18/76	2-0
Memphis	03/04/76	11/20/22	12-8
Memphis JV	02/06/76	02/06/76	1-0
Mercer	12/03/21	11/07/22	1-1
Miami (Fla.)	12/30/80	11/17/14	2-1
Miami (Ohio)	01/05/80	12/29/80	2-0
Michigan	11/18/23	11/18/23	0-1
Michigan State	03/22/09	03/22/09	0-1
Milwaukee	12/07/02	12/07/02	0-1
Minnesota	11/19/06	11/19/06	1-0
Mississippi College	12/02/88	12/02/88	1-0
Mississippi State	02/07/76	12/01/13	5-3
Mississippi University for Women	02/06/76	12/20/80	1-1
Mississippi Valley State	11/21/18	11/21/18	1-0
Missouri	01/11/78	12/20/96	0-2
Missouri State	12/17/15	11/26/22	3-0
Montevallo	11/29/97	11/27/99	2-0
Morehead State	01/17/77	03/16/17	44-7
Morris Brown	01/29/02	01/29/02	1-0
Murray State	12/04/75	02/24/00	44-13
NC State	03/19/05	03/19/05	1-0
Nevada	11/28/15	11/28/15	1-0
New Mexico State	02/22/01	2/15/05	5-2
New Orleans	01/27/01	01/27/10	13-1
Norfolk State	11/29/03	11/29/03	1-0
North Alabama	02/06/82	02/22/82	2-0
North Carolina	03/21/04	03/21/04	1-0
North Dakota State	12/04/05	01/02/07	1-1
North Texas	01/06/01	03/02/23	25-4
Northern Kentucky	01/04/80	11/28/86	1-1
Notre Dame	03/23/04	03/23/04	0-1
Ohio	12/29/15	03/24/19	0-3
Oklahoma	11/25/85	11/19/08	0-2
Oklahoma State	01/03/91	01/03/91	0-1
Ole Miss	12/14/78	11/29/17	6-14
Old Dominion	12/19/06	03/05/22	8-6
Oral Roberts	01/22/92	12/10/93	2-0
Oregon	12/03/93	12/03/93	1-0
Oregon State	03/23/14	03/23/14	1-0
Penn State	12/18/05	11/13/11	1-1
Portland State	12/02/89	12/02/89	0-1
Princeton	11/12/23	11/12/23	0-1
Quinnipiac	12/27/86	12/27/86	1-0
Radford	12/03/95	12/03/95	1-0
Rice	02/08/14	01/11/23	11-4
Sam Houston	1/13/24	3/2/24	2-0
San Francisco	11/26/89	12/14/91	0-2
San Jose State	12/13/91	12/13/91	1-0
Seton Hall	03/31/22	03/31/22	0-1
Shorter	11/29/76	11/29/76	0-1
Siena	12/28/88	12/28/88	1-0
South Alabama	12/19/80	02/20/13	21-4
South Carolina	03/12/86	12/18/04	2-1
South Carolina State	12/14/02	12/22/03	2-0
South Dakota State	01/03/05	12/15/14	4-5
Southeast Missouri	01/11/92	02/29/00	16-4
Southeastern Louisiana	11/29/13	11/29/13	1-0
Southern	12/03/82	12/03/82	1-0
Southern Illinois	11/26/95	11/12/22	5-1

ALL-TIME SERIES HISTORY

OPPONENT	FIRST MEETING	LAST MEETING	RECORD
SIUE	11/26/23	11/26/23	1-0
Southern Indiana	03/02/93	12/11/93	2-0
Southern Miss	12/15/77	03/10/22	8-9
St. Bonaventure	12/20/10	12/20/10	1-0
TCU	12/17/88	12/13/20	2-1
Temple	03/29/15	03/29/15	0-1
Tennessee	03/06/76	12/6/23	1-15
Tennessee State	01/14/80	12/18/11	34-10
Tennessee Tech	01/17/76	12/10/23	46-39
Texas Southern	12/12/99	12/12/99	1-0
Texas Tech	11/24/89	11/25/22	0-3
Toledo	03/28/22	03/28/22	1-0
Troy	12/11/92	12/11/21	20-2
Tulane	03/05/14	12/09/20	3-2
Tulsa	02/01/14	02/01/14	1-0
UAB	11/23/90	02/11/23	18-9
UAH	01/13/88	02/03/88	2-0
UALR	01/08/01	03/11/13	18-7
UCF	12/22/00	12/20/14	5-0
ULM	12/17/06	03/09/13	10-0
UMKC	12/30/93	12/30/93	1-0
UNC Asheville	01/13/89	12/20/18	6-0
UNC Wilmington	11/11/11	11/11/11	1-0
UNCG	12/21/00	12/21/00	1-0
Union (Tenn.)	01/13/76	12/16/83	6-3
UNLV	12/06/97	11/25/18	2-0
USC	12/19/17	12/19/17	0-1
USF	01/12/90	12/18/13	3-1
Utah	12/14/78	03/18/06	0-2
UT-Arlington	12/16/88	12/04/93	2-0
UTEP	01/15/14	03/13/24	14-3
UT Martin	01/24/76	12/05/01	31-4
UTSA	01/22/14	2/4/23	9-1
Vanderbilt	12/01/76	03/24/22	14-8
VCU	12/18/19	11/12/21	2-0
Virginia	01/02/06	11/11/16	0-3
Wagner	12/29/88	12/29/92	1-1
Wake Forest	03/19/17	03/21/22	2-0
West Virginia	12/28/84	12/21/96	1-1
Western Carolina	12/06/91	12/07/08	2-2
Western Kentucky	02/26/77	02/24/24	43-32
Wichita State	11/30/90	11/30/90	1-0
Wisconsin	11/29/86	11/27/04	2-0
Wofford	03/17/22	03/17/22	1-0
Wright State	11/30/13	11/30/13	1-0
Xavier	12/05/97	12/06/15	7-4
Yale	12/28/92	12/28/92	1-0
Youngstown State	01/19/84	02/22/88	10-0



THE MURPHY CENTER

CHARLES M. MURPHY ATHLETIC CENTER

The Charles M. Murphy Athletic Center, commonly known as the Murphy Center, is the home of the Blue Raider athletic department at Middle Tennessee State University. Opening its doors on December 11, 1972, the building is named in honor of Charles M. Murphy, the former director of athletics. He was a standout athlete in the 1930s and also served as the head coach of MTSU football (1947–1968), basketball (1948–1949), and baseball (1951, 1953–1955) programs.

Situated on the northwest edge of campus, adjacent to Johnny "Red" Floyd Stadium, the Murphy Center houses most of the university's athletics offices, several classrooms, multiple practice gymnasiums, training rooms, locker rooms, weight rooms, dance studios, racquetball courts, and notably, the 11,802-seat multi-purpose Monte Hale Arena.

Known as the "Glass House," the Murphy Center is the home of Middle Tennessee men's and women's basketball. It has hosted numerous events, including multiple conference tournaments, an NCAA Regional, MTSU indoor track and field, the Tennessee Secondary School Athletic Association's boys and girls Division I state high school basketball championships, commencement ceremonies, and various concerts. Renowned artists such as Elvis Presley, Bon Jovi, KISS, The Judds, Johnny Cash, Garth Brooks, Elton John, U2, Diana Ross, Jack Harlow, and more have graced its stage.

Scheduled upgrades and revitalization are planned for the entrance and seating bowl of the Murphy Center, ensuring it remains an ideal venue for hosting events. Future projects include a grand, fan-friendly entrance, a large interior atrium, a ticket office, and state-of-the-art training and skills center for both basketball programs.

ATTENDANCE RECORDS

TOP 10 CROWDS

Date	Opponent	Attendance
11/25/09	No. 6/5 Tennessee	11,802
11/8/13	No. 4/4 Tennessee	11,227
11/10/06	No. 1/1 Maryland	10,010
12/28/07	No. 8/8 LSU	7,858
11/08/18	Vanderbilt	7,842
2/18/12	Florida Atlantic	7,605
2/23/13	ULM	7,026
2/17/08	WKU	6,958
11/22/15	Ole Miss	6,605
11/09/12	Kennesaw State	5,806

** Excluding Education Day Games*

TOP 10 CROWDS WITH EDUCATION DAY GAMES

Date	Opponent	Attendance
11/25/09	No. 6/5 Tennessee	11,802
12/4/19	Lipscomb*	11,415
12/17/15	Missouri State*	11,411
11/29/18	Georgia State*	11,310
12/3/14	Clemson*	11,307
12/5/17	Coppin State*	11,305
11/8/13	No. 4/4 Tennessee	11,227
11/30/16	Ohio*	11,222
12/4/12	Austin Peay*	10,107
12/12/13	Kennesaw State*	10,028











BLUE RAIDER TRADITIONS

THE MASCOT

In Greek mythology, the winged horse possessed superior cunning and speed. The thundering horse of the gods was entrusted to carry awesome lightning bolts and could only be harnessed by a noble being with a pure heart. Character, talent, and strength were required to mount and ride the fabled winged horse.

Today, this winged horse is a fitting symbol of a university that has earned its wings and excels in many academic arenas, including historic preservation, teacher training, aerospace, political science, horse science, and recording industry. But the winged horse is more than a symbol of physical accomplishment; it's also a symbol of character and the responsible wielding of power.

The challenge of all great universities and university athletic departments is to help studentathletes build character as well as strength. This winged horse, Lightning, is a symbol to Middle Tennessee students, athletes, and alumni of the soaring school spirit they experience at sporting events.

For its nobility and character, the winged horse was immortalized in the stars. Now, with breathtaking speed and thundering, unbridled power, Lightning strikes, forevermore, fear in the hearts of Blue Raider opponents and leads Middle Tennessee to victory!

BLUE RAIDERS

In the early days of athletics at Middle Tennessee State University, the teams were known by several nicknames. Among these were Teachers, Normalites, and Pedagogues.

In 1934, it was decided that the school needed a specific nickname. During football season that year, the Murfreesboro Daily News Journal held a contest to name the team.

The late Charles Sarver, then a Middle Tennessee football player and later principal at White County High School in Sparta, Tenn., won the $5 prize for his entry of "Blue Raiders." Sarver later indicated he had "borrowed" the nickname of the Colgate Red Raiders but substituted MTSU Blue for Colgate Red. Ever since then, Middle Tennessee athletic teams have been known as the Blue Raiders.

For a time, the "unofficial" mascot for the Blue Raiders was a costumed, cartoon-like dog that debuted in the 1980s. A reasonable facsimile of a bluetick hound, the affable character was dubbed "Ole Blue."

On January 17, 1998, the current mascot, "Lightning," was born. The mascot was unveiled at a basketball game in Murphy Center. The introduction of Lightning gave a new identity to the nickname Blue Raiders.



BLUE RAIDER TRADITIONS

THE LOGO

The first official athletic logo was unveiled on January 17, 1998 after a committee worked nearly two years on the project. The logo that debuted was a picture of a winged horse which snorts lightning bolts between the nickname Blue Raiders and MTSU.

In time, Chris Brady of the Publications and Graphics Department continued to work on the logo to offer some variations. It was Brady who came up with the concept of the current logo that is recognized as the athletic department's primary logo today - a flying horse with a lightning bolt on top of a blue MT.

THE COLORS

During the early spring of 1912, President Jones appointed two faculty members and a student leader to bring to the faculty recommendations for school colors. The two faculty members were Jeannette Moore King and Tommie Reynolds, and the student leader was Q.M. Smith. They met in the east corner first floor room of the women's dormitory and after considerable discussion reached consensus on the two colors, blue and white. The committee pointed out in its report to the president that blue and white more nearly approximated the wearing apparel colors of the early Normal students and "school affiliation and spirit could be displayed in a more economical and practical manner." The committee further stated that school colors embodied in everyday apparel could be purchased across the counter in any general merchandise store. The 1913 football team carried the first blue and white motif.

FIGHT SONG

Blue Raiders ride on to vic-t'ry
Never failing in the fight
Upholding honor and tradition
Of the name that's held most high
M-T-S-U marching onward
This will be our battle cry
For the one, true pride of the Blue
M-T-S-U Raiders Ride!

ALMA MATER

We sing thy praises,
faithful guide of youth,
Through all the ages
affirmed and strong in truth.
Alma Mater, Middle Tennessee
We proudly offer
our hearts in loyalty.

MIDDLE TENNESSEE STATE UNIVERSITY







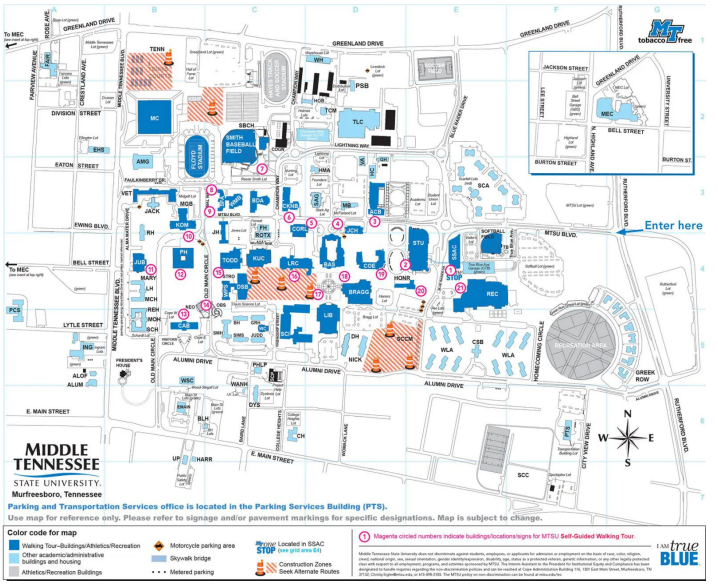

OVERVIEW

Middle Tennessee State University (MTSU) is a public research university located in Murfreesboro, Tennessee. Founded in 1911, MTSU has grown to become the largest university in Middle Tennessee and is known for its diverse academic programs, cutting-edge research, and strong community engagement. With a commitment to student success and academic excellence, MTSU continues to be a leading institution in the region.

CAMPUS

The MTSU campus spans over 500 acres and offers a beautiful and vibrant environment for learning and personal growth. It features state-of-the-art facilities, modern classrooms, well-equipped laboratories, and expansive libraries that provide students with the resources they need for academic success. The university's commitment to sustainability is evident through various environmentally friendly initiatives implemented across the campus.

ACADEMICS

MTSU offers a wide range of academic programs across various disciplines, including arts, sciences, business, education, engineering, health sciences, journalism, liberal arts, and more. The university prides itself on maintaining a high standard of academic excellence, and its dedicated faculty members are experienced professionals who are committed to their students' success.

RESEARCH AND INNOVATION

MTSU is a hub for research and innovation, fostering an environment where students and faculty collaborate on cutting-edge projects. The university encourages interdisciplinary research and provides numerous opportunities for students to engage in hands-on research experiences. MTSU's research centers and institutes cover a broad spectrum of topics, contributing to advancements in various fields.

STUDENT LIFE

MTSU offers a vibrant and diverse student life experience. With over 300 student organizations and clubs, there are ample opportunities for students to explore their interests and passions outside the classroom. The university also hosts a wide array of cultural events, performances, and athletic activities that contribute to a lively campus atmosphere.

ATHLETICS

The MTSU Blue Raiders compete in NCAA Division I sports and are a part of Conference USA. The university's athletic teams participate in a range of sports, including football, basketball, soccer, baseball, and more. MTSU's athletic programs have a rich history of success and boast a dedicated fan base.

COMMUNITY ENGAGEMENT

MTSU actively engages with the local community and strives to make a positive impact beyond the campus boundaries. Through various outreach programs, community service initiatives, and partnerships with local organizations, the university emphasizes the importance of civic responsibility and social consciousness.

ADMISSION AND FINANCIAL AID

MTSU maintains a selective admission process and seeks to enroll students who demonstrate academic potential, leadership qualities, and a passion for learning. The university provides various financial aid options, scholarships, and grants to support students in pursuing their educational goals.

ALUMNI

MTSU's alumni community is vast and diverse, comprising successful professionals across various industries. The university takes pride in its graduates' achievements and contributions to society, and it continues to nurture strong connections with its alumni through various networking events and opportunities.

For more information about Middle Tennessee State University, admissions, programs, and campus life, please visit the official university website: www.mtsu.edu

BACK-TO-BACK
CONFERENCE USA CHAMPIONS



#BLUENITED | MT | C-USA

UT SOUTHERN (EXH.)
OCT. 25 | MURFREESBORO, TN

LINDSEY WILSON (EXH.)
OCT. 25 | MURFREESBORO, TN

NORTHERN KENTUCKY
NOV. 4 | HIGHLAND HEIGHTS, KY

GRAND CANYON
NOV. 8 | MURFREESBORO, TN

TENNESSEE
NOV. 12 | KNOXVILLE, TN

ALCORN STATE
NOV. 17 | MURFREESBORO, TN

TENNESSEE TECH
NOV. 19 | MURFREESBORO, TN

FLORIDA A&M
NOV. 26 | TALLAHASSEE, FL

PURDUE
NOV. 28 | FORT MYERS, FL

IOWA STATE
NOV. 30 | FORT MYERS, FL

SIUE
DEC. 4 | MURFREESBORO, TN

BELMONT
DEC. 7 | NASHVILLE, TN

KANSAS STATE
DEC. 14 | ST. JOSEPHS, MO

CAL BAPTIST
DEC. 17 | RIVERSIDE, CA

PRINCETON
DEC. 29 | PRINCETON, NJ

FIU
JAN. 2 | MURFREESBORO, TN

LIBERTY
JAN. 4 | MURFREESBORO, TN

KENNESAW STATE
JAN. 9 | KENNESAW, GA

JAX STATE
JAN. 11 | JACKSONVILLE, AL

WKU
JAN. 18 | BOWLING GREEN, KY

SAM HOUSTON
JAN. 23 | MURFREESBORO, TN

LA TECH
JAN. 25 | MURFREESBORO, TN

NM STATE
JAN. 30 | LAS CRUCES, NM

UTEP
FEB. 1 | EL PASO, TX

JAX STATE
FEB. 6 | MURFREESBORO, TN

KENNESAW STATE
FEB. 8 | MURFREESBORO, TN

WKU
FEB. 15 | MURFREESBORO, TN

LA TECH
FEB. 20 | RUSTON, LA

SAM HOUSTON
FEB. 22 | HUNTSVILLE, TX

NM STATE
FEB. 27 | MURFREESBORO, TN

UTEP
MAR. 1 | MURFREESBORO, TN

LIBERTY
MAR 6 | LYNCHBURG, VA

FIU
MAR. 8 | MIAMI, FL

CONFERENCE USA CHAMPIONSHIP – MARCH 11-15, 2025 – HUNTSVILLE, AL