UCONN

Senior Point Guard

TALIEK BROWN

2003-04 Bob Cousy Award Candidate

PRESEASON PROSPECTUS

UNIVERSITY of CONNECTICUT

2003-04 MEN'S BASKETBALL

www.uconnhuskies.com

Photo by Stephen Slade

Photo by Stephen Slade

Head Coach JIM CALHOUN

647 Career Wins

399 Wins at Connecticut

Four-Time BIG EAST Coach of the Year

13 BIG EAST Championships

2003-04 UNIVERSITY OF CONNECTICUT
MEN'S BASKETBALL ALPHABETICAL ROSTER

No.	Name	Yr.	Pos.	Ht.	Wt.	Hometown/Last School
31	Rashad Anderson	So.	G/F	6-5	210	Lakeland, FL/Kathleen HS
11	Hilton Armstrong	So.	F/C	6-10	210	Peekskill, NY/Peekskill HS
21	Josh Boone	Fr.	F/C	6-10	230	Mt. Airy, MD/West Nottingham Academy
33	Denham Brown	So.	F	6-5	205	Toronto, Canada/West Hill Collegiate
12	Taliek Brown	Sr.	G	6-1	200	Queens, NY/St. John's Prep HS
40	Justin Evanovich	Sr.	G	6-3	195	Ann Arbor, MI/E.O. Smith (CT) HS
4	Ben Gordon	Jr.	G	6-2	195	Mount Vernon, NY/Mount Vernon HS
32	Ed Nelson	Jr.#	F	6-8	250	Fort Lauderdale, FL/Georgia Tech
50	Emeka Okafor	Jr.	F/C	6-10	252	Houston, TX/Bellaire HS
2	Ryan Swaller	Sr.	F	6-5	208	Milford, CT/Foran HS
13	Ryan Thompson	Jr.	F	6-6	215	Gold Coast, Australia/W. Nebraska C.C.
30	Shamon Tooles	Sr.	G/F	6-5	225	Coatesville, PA/Coatesville HS
3	Charlie Villanueva	Fr.	F	6-10	220	Brooklyn, NY/Blair Academy (NJ)
23	Marcus White	So.	F	6-8	215	Chicago, IL/Whitney Young HS
5	Marcus Williams	Fr.	G	6-2	190	Los Angeles, CA/Oak Hill (VA) Academy

#-- will sit out the 2003-04 season as a transfer

Coaching Staff

Head Coach: JIM CALHOUN, 18th Season at Connecticut (American International '68)
Assistant Coach: TOM MOORE, 10th Season at Connecticut (Boston University '87)
Assistant Coach: GEORGE BLANEY, 3rd Season at Connecticut (Holy Cross '61)
Assistant Coach: CLYDE VAUGHAN, 2nd Season at Connecticut (Pittsburgh '84)
Dir. of Basketball Operations: ANDRE LaFLEUR, 3rd Season at Connecticut (Northeastern '88)

2003-04 UNIVERSITY OF CONNECTICUT
MEN'S BASKETBALL INFORMATION SHEET

Starters Returning (R) and Lost (L)

R/L	Name	Ht.	Wt.	Cl.	Pos.	GP/GS	PPG	RPG	Other
(R)	Hilton Armstrong	6-10	210	So.	F/C	32/22	2.8	2.8	0.8 bpg
(R)	Denham Brown	6-5	205	So.	F	33/28	7.7	3.4	1.1 apg
(R)	Taliek Brown	6-1	200	Sr.	G	29/25	7.7	3.0	4.8 apg
(R)	Ben Gordon	6-2	195	Jr.	G	33/33	19.5	4.2	4.7 apg
(R)	Emeka Okafor	6-10	252	Jr.	F/C	33/33	15.9	11.2	4.7 bpg
Other Key Returnees									
	Rashad Anderson	6-5	210	So.	G/F	33/4	8.2	1.3	
	Shamon Tooles	6-5	225	Sr.	G/F	30/3	1.9	2.4	
	Marcus White	6-8	215	So.	F	23/0	4.1	5.6	
Key Lost Letterwinners									
	Tony Robertson	6-2	200	Sr.	G	33/9	9.8	3.2	
	Mike Hayes	6-8	236	Sr.	F	32/8	2.4	3.1	
Key Newcomers									
	Josh Boone	6-10	230	Fr.	F/C				
	Ryan Thompson	6-6	215	Jr.	F				
	Charlie Villanueva	6-10	220	Fr.	F				
	Marcus Williams	6-2	190	Fr.	G				

General

Name of School: ..... University of Connecticut
City/Zip: ..... Storrs, CT, 06269
Founded: 1881
Enrollment: 23,419
Nickname: ..... Huskies, UConn
School colors: ..... National Flag Blue (Navy) and White
Arenas: ..... Harry A. Gampel Pavilion/ Hartford Civic Center
Capacity: 10,167/16,294
Affiliation: ..... NCAA Division I
Conference: ..... BIG EAST
President: ..... Dr. Philip E. Austin (North Dakota State University, 1964)
Athletic Director: ..... Jeffrey Hathaway (Maryland '81)
Athletic Deptartment Phone: ..... (860) 486-2725
Ticket Office Phone: ..... (860) 486-2724
Website: ..... www.UConnHuskies.com

History

First yr. of basketball: 1901
Overall all-time record: 1314-786

No. yrs. In NCAA Tourn./last: ..... 24 yrs./ 2003
No. yrs. In NIT/ last: ..... 11 yrs./ 2001
Last post-season opponent: ..... Texas, NCAA South Region Semifinal; L, 78-82

Athletic Communications Information

Assistant AD/Communications, Basketball Contact: ..... Kyle Muncy
SID office phone: ..... (860) 486-3531
Muncy home phone: ..... (860) 267-7792
Muncy cellular phone: ..... (860) 208-8624
SID fax: ..... (860) 486-5085
Press Row phone: ..... GP- (860) 486-1888
..... HCC-TBA
SID Mailing Address: ..... 2095 Hillside Road, Gampel Pavilion
..... Unit 3078, Storrs, CT, 06269-3078

Coaching Staff

Head Coach: ..... Jim Calhoun (American International College, 1968)
Record at school (17 yrs.): 399-159/1986-2003
Career record (31 yrs.): 647-296/1972-2003
Basketball office phone: ..... (860) 486-2720
Best time/day to reach coach: ..... Contact SID
Assistant Coaches: ..... Tom Moore (Boston University, 1987)
..... George Blaney (Holy Cross, 1961), Clyde Vaughan (Pittsburgh, 1984)
Director of Basketball Operations: ..... Andre LaFleur (Northeastern, 1988)
Athletic Trainer: ..... Jason Miller

2002-03 Team Information

Overall record last year: 23-10
Conference record/finish: ..... 10-6 (Tied 1st, East Division)
Final rankings in polls: AP-23rd; ESPN/USA-11th
Starters returning/lost: 5/0
Scholarship Letterwinners returning/lost: 8/4

Media Information

Radio Network: ..... WTIC/UConn Radio Network (1080-AM)
Station contact: ..... Jenneen Lee
Address: ..... 10 Executive Drive, Farmington, CT 06032
Phone: ..... (860) 677-6700
Play-by-Play Announcer: ..... Joe D'Ambrosio
Address: ..... 631 Talcottville Rd., Apt. S2, Vernon, CT 06066
Phone: ..... (860) 677-6700
Color Announcer: ..... Wayne Norman
Address: ..... WILI Radio, 720 Main Street, Willimantic, CT 06226
Phone: ..... (860) 456-1111

Great expectations are nothing new for the University of Connecticut basketball program, but the 2003-04 season promises to stretch the limits of Huskymania to their fullest. The past two seasons have brought two regular season BIG EAST titles, one BIG EAST tournament crown, trips to the NCAA Elite Eight and Sweet 16 and consecutive national top 15 finishes. With the core performers from those two squads back for 2003-04, the Huskies are sure to be a popular choice among national prognosticators.

Head Coach **Jim Calhoun** will lead the Huskies into his 18th season at the helm at UConn and 32nd year as a collegiate head coach. He has compiled a career record of 647-296 and will enter the 2003-04 season looking for his 400th win at Connecticut. He has a mark of 399-159 with the Huskies.

Senior Taliek Brown

Senior Shamon Tooles

The senior class for the 2003-04 Huskies is headlined by **Taliek Brown** (Queens, NY), returning for his fourth season as the starting point guard. Brown has led the Huskies to a record of 67-28 in his 95 games over three seasons and will be only the third Husky in the last 30 years to spend four seasons as the starter at the point guard spot. Brown is one of the quickest players in the country with the ball in his hands, leading to many easy baskets, and his toughness is unquestioned, as evidenced by his speedy recovery from a broken finger a year ago. Brown has scored 795 career points and has 469 career assists, seventh on the all-time UConn list. He enters his final season as a Husky needing 209 assists to set the school career mark.

Shamon Tooles (Coatesville, PA) is the other four-year scholarship player on the roster and has served as a key defensive and rebounding specialist over the past two seasons. Tooles played in 30 games in 2002-03, starting three. He possesses the quickness to play the small forward spot and the toughness to play at power forward and will see spot action at both positions.

Ben Gordon (Mount Vernon, NY) and **Emeka Okafor** (Houston, TX) return for their junior seasons as the most heralded duo in UConn basketball history. The pair will both be among the candidates for national player of the year honors and are the two leading Husky scorers from a year ago.

Gordon led the Huskies at 19.5 points per game and also had a team-high 156 assists. Gordon spent significant time at the point guard spot in Taliek Brown's absence and saw regular time there during the course of the year. He should be able to settle in as the shooting guard this season, but regardless of where he lines up, he is likely to have the ball early, late and often. Gordon is only the fifth player at UConn to crack the 1,000-point barrier as a sophomore and his 41.6% shooting from three-point range is second only to Ray Allen in UConn history.

Okafor was second on the Husky squad at 15.9 points per

Junior
Ben
Gordon

game and finished seventh in the country in rebounding at 11.2 boards per contest. He led the nation in blocked shots at 4.73 per game and was the NABC National Defensive Player of the Year. He earned a spot on the prestigious John R. Wooden All-American team and is likely to be named the 2003-04 National Preseason Player of the Year by many publications and organizations. To round out the total package, Okafor is also a First Team Academic All-American with a 3.8 grade point average in Finance who will graduate in May of 2004, a year ahead of schedule.

Junior
Emeka
Okafor

Four sophomores return for the 2003-04 season, three with starting experience and a fourth who may be the best rebounder on the Husky squad.

Rashad Anderson (Lakeland, FL) played in all 33 games as a freshman, starting four, and averaged an astounding 8.2 points in only 14.8 minutes per contest. He was second on the team with 55 three-pointers and came off the bench to score 20 points on two occasions, including a road win over nationally-ranked Notre Dame. Anderson is the most explosive scorer on the squad after Gordon and will be among those battling for playing time at the wing position.

Hilton Armstrong (Peekskill, NY) started the final 22 games of the 2002-03 season at the power forward position, but played double figure minutes in only six of the final 16 contests as the wear and tear of his first college season took its toll. Armstrong has spent the spring and summer in the weight room and has added bulk to his already impressive wingspan and athleticism. His experiences as a freshman will only help as he battles for time in the talented Husky frontcourt.

Denham Brown (Toronto, Canada) started 28 games at the small forward position, averaging 7.7 points. His talent is unquestioned, as shown by his phenomenal summer play in 2003 with the Canadian National Team. His freshman year at UConn was marked by alternating stretches of brilliance and inconsistency, but it is the talent-filled flashes that have Husky followers anxiously looking forward to the coming year.

Sophomores Rashad Anderson (top) and Hilton Armstrong (bottom)

Marcus White (Chicago, IL) made one of the most improbable emergences in 17 seasons of Jim Calhoun basketball at UConn. For the first three months of the season, he seemed to be an afterthought. Talented and tenacious on the boards, White was a likely redshirt candidate for the first six games, then saw some action in early December and January as the coaches struggled to find an answer at power forward. It was the first week in February, in a loss at Virginia Tech, that things changed for White and the Huskies. He came off the bench to grab 11 boards in only 13 minutes and provided an energy that the lethargic Huskies had been missing. From that point on, White was a key part of the frontcourt rotation, grabbing double figure rebounds on three other occasions and finishing the season second on the squad in rebounds at 5.6 per game. It was a remarkable turnaround that was a credit to hard work above all else. His talent as a rebounder will make him a key contender for frontcourt minutes alongside Okafor, giving the Huskies one of

the top rebounding tandems in the league.

Four newcomers join the Husky squad in 2003-04, each of whom can be expected to compete for immediate playing time and who together comprise one of the top recruiting classes in the country.

Josh Boone (Mount Airy, MD) is an athletic shot blocker who runs the court very well, has good hands and is a very good passer. He was a dominant defensive player at the high school level and has added bulk in the past year at prep school to ready himself for the rigors of the BIG EAST Conference. He will compete for frontcourt time, either at the forward or center position.

Ryan Thompson (Gold Coast, Australia) has junior eligibility after two seasons at Western Nebraska Community College. He was a 38% shooter from three-point range at WNCC and averaged 13.2 points, 4.4 rebounds and 2.1 assists in 36 games his sophomore seasons. He is an excellent passer who sees and runs the floor very well and will compete with Denham Brown and Anderson at the small forward spot.

Charlie Villanueva (Brooklyn, NY) comes to UConn as one of the most heralded prep stars in the nation and withdrew from the NBA Draft before the June deadline, deciding instead to attend Connecticut. He participated in the McDonald's All-American game and was a USA Today All-American. His size and versatility will allow him to play at either the small or power forward positions and he projects to be among the top newcomers in the country.

Sophomores Denham Brown(top) and Marcus White (bottom)

Marcus Williams (Los Angeles, CA) is one of the best prep point guards in the country and will fill the combo guard spot vacated by the graduation of Tony Robertson. He is a very good passer and tremendous scorer and will benefit greatly from the opportunity to spend a year under the wing of Taliek Brown and Gordon at both guard spots.

JIM CALHOUN

Head Coach
18th Season at Connecticut

JIM CALHOUN YEAR-BY-YEAR
31 Seasons
Won 647, Lost 296

17 Seasons At Connecticut Won 399, Lost 159

Year	Record	Postseason
2002-03	23-10	NCAA
2001-02	27-7	NCAA
2000-01	20-12	NIT
1999-00	25-10	NCAA
1998-99	34-2	NCAA*
1997-98	32-5	NCAA
1996-97	18-15	NIT
1995-96	30-2	NCAA
1994-95	28-5	NCAA
1993-94	29-5	NCAA
1992-93	15-13	NIT
1991-92	20-10	NCAA
1990-91	20-11	NCAA
1989-90	31-6	NCAA
1988-89	18-13	NIT
1987-88	20-14	NIT**
1986-87	9-19	-

*-- NCAA Champions
**-- NIT Champions

14 Seasons At Northeastern Won 248, Lost 137

Year	Record	Postseason
1985-86	26-5	NCAA
1984-85	22-9	NCAA
1983-84	27-5	NCAA
1982-83	13-15	-
1981-82	23-7	NCAA
1980-81	24-6	NCAA
1979-80	19-8	-
1978-79	13-13	-
1977-78	14-12	-
1976-77	12-14	-
1975-76	12-13	-
1974-75	12-12	-
1973-74	12-11	-
1972-73	19-7	-

During the past 17 years, University of Connecticut head basketball coach Jim Calhoun has steadily built UConn basketball into one of the elite college programs in the nation.

The move toward national prominence for the University of Connecticut basketball program began in May of 1986 when Jim Calhoun was named head coach.

Seventeen years later, UConn Basketball sits atop the college basketball landscape with a National Championship and a regular spot in the top 25 collegiate polls.

In 2002-03, Coach Calhoun faced the biggest challenge of his life and tackled it with the will and determination that college basketball followers have grown to expect from him and his program. On February 3, 2003, Calhoun announced that he had been diagnosed with prostate cancer. He took an immediate leave of absence from the team and underwent surgery on February 6 to have his prostate removed. He was released from the hospital on February 9 and within days was back in the office, involved in the many day-to-day aspects of running the program. On February 22, Calhoun remarkably returned to the sidelines for the team's match-up with St. John's at Gampel Pavilion, only 13 days after his prostate cancer surgery. He has remained on the sidelines since, slowly working his way back to full strength, and bringing his team along to full strength as well.

The 2002-03 Huskies finished the season with a 23-10 overall record, finishing 10-6 in the BIG EAST. The Huskies captured a share of the BIG EAST East Division title, the program's eighth BIG EAST Regular Season Championship in the past 14 seasons, and lost in the championship game of the BIG EAST Tournament. UConn spent the first 14 weeks of the season ranked in the National Top 25, reaching as high as the No. 3 spot, and finished the year ranked No. 11 in the ESPN/USA Today Coaches Poll and No. 23 in the Associated Press rankings. UConn advanced to the NCAA Tournament for the 11th time under coach Calhoun, making the program one of only five schools to advance to national postseason play for the last 16 straight seasons and the Huskies were in the NCAA Sweet 16 for the ninth time in 11 trips to the tourney under Coach Calhoun.

In 31 seasons as a head coach on the NCAA Division I collegiate level, Jim Calhoun's overall collegiate head coaching record is 647-296 (68.6% winning effort). That includes a 248-137 (64.4%) record in 14 seasons as head coach at Northeastern (MA) University and a 399-159 (71.5%) mark in 17 years at Connecticut.

During the 2002-03 season, Calhoun became only the third coach in BIG EAST history to reach the 200 victory plateau and his record in BIG EAST games is 205-119, third only to Jim Boeheim and John Thompson in the league's history.

During the 2001-02 season, Calhoun became the 26th coach in NCAA Division I history to reach the 600-win plateau and his 647 career wins place

THE CALHOUN COACHING PROFILE

Overall Coaching Record: ..... **647-296 (31 Seasons)**
Coaching Record at Connecticut: ..... **399-159 (17 Seasons)**
Coaching Record at Northeastern: ..... **248-137 (14 Seasons)**
NCAA Championship Tournament: ..... **16 Times (11 at UConn, 5 at Northeastern)**
NCAA Championships: **1999**
NCAA Elite 8: ..... **5 Times**
NCAA Sweet 16: ..... **9 Times**
National Invitation Tournament (NIT): ..... **5 Times**
NIT Championships: **1988**
Overall National Postseason Record: **41-18**
National Postseason Record at Connecticut: **38-13**
NCAA Record at Connecticut: **26-9**
NIT Record at Connecticut: **12-4**
BIG EAST Regular Season Championships: ..... **Eight**
..... **(1989-90, 1993-94, 1994-95, 1995-96, 1997-98, 1998-99, 2001-02, 2002-03)**
BIG EAST Tournament Record: **24-12**
BIG EAST Tournament Championships: ..... **Five (1990, 1996, 1998, 1999, 2002)**

him No. 8 among active Division I coaches. He has more wins than any coach in UConn and New England Division I college basketball history.

When he arrived at Connecticut as the 17th head coach of men's basketball on May 15, 1986, Jim Calhoun immediately began to chart a new course for success. He promised to "do it the right way, with no short cuts". He noted he wanted to establish a program at UConn that would annually be called one of the top programs in the nation.

Mission accomplished.

One collegiate basketball writer, authoring an article on Connecticut basketball for a national publication, said it best when he noted, "Bringing the UConn program to this point from where it was when he took over is nothing short of miraculous".

On March 29, 1999, Coach Calhoun capped his remarkable transformation of the Connecticut basketball program when UConn won the 1999 NCAA Division I National Championship, beating Duke 77-74 in the title game at Tropicana Field in St. Petersburg, Florida.

For his personal efforts in building Connecticut Basketball into one of the nation's top programs, Jim Calhoun has earned a host of coaching honors.

Following the 2002-03 season, Jim Calhoun received the prestigious Metropolitan Award from the National Basketball Coaches Association (NABC). The award was presented at the NABC Convention at the 2003 NCAA Final Four in New Orleans. The award is given annually by the NABC on behalf of the National Invitation Tournament and the Metropolitan Intercollegiate Basketball Association and is presented for continued outstanding service for the enhancement and betterment of college basketball. Previous winners of the award include Mike Tranghese, John Thompson, Dean Smith, Lou Carneseca, Dave Gavitt, Curt Gowdy, John Wooden, Adolph Rupp, Joe Lapchick and Phog Allen.

Jim Calhoun is the only coach in the history of the BIG EAST Conference to have been named BIG EAST Conference Coach of the Year four times. He earned his first BIG EAST Coach of the Year award in 1989-90 and also won the honor following the 1993-94, 1995-96 and 1997-98 seasons. John Thompson of Georgetown and Lou Carnesecca of St. John's each earned the prestigious honor three times.

In the summer of 2002, Jim Calhoun was selected as a member of the inaugural induction class to the New England Basketball Hall of Fame.

After directing Connecticut to the NCAA National Championship, Jim Calhoun received the 1999 Winged Foot Award from the New York Athletic Club, recognizing him as their National Coach of the Year. He also received the prestigious Victor Award as 1998-99 College Basketball National Coach of the Year and was the National Association of Basketball Coaches (NABC) District I Coach of the Year.

In March of 1990, at the conclusion of only his fourth season as head coach of the Huskies, Jim Calhoun was the consensus choice as the 1989-90 College Basketball National Coach of the Year. He guided UConn to a 31-6 overall record as the Huskies won both the BIG EAST regular season and tournament titles and advanced to the NCAA Elite Eight. He was named National Coach of the Year by five different organizations (Associated Press, United Press International, *The Sporting News,* CBS-TV Sports, *Basketball Weekly*).

In addition to the outstanding won-loss record he's compiled as a collegiate head coach, Jim Calhoun's postseason national tournament record is truly remarkable. During the past 23 seasons, Jim Calhoun-coached teams have earned national tournament berths 21 times (16 NCAA, 5 NIT). At Northeastern, he earned NCAA bids in five of the last six years he directed that program. At Connecticut, he and his Huskies have played in 16 consecutive postseason national tournaments.

In his 17 years at Connecticut, Jim Calhoun has compiled a stunning 38-13 overall record in national postseason tournament competition (26-9 in NCAA play, 12-4 in NIT play). Coach Calhoun's winning percentage for national postseason tournament play while at UConn (38-13=74.5%) is better than his overall winning percentage at Connecticut (399-159=71.5%). His 26 NCAA wins at UConn, all achieved in the past 15 years, far outdistances the entire total of four NCAA victories recorded at Connecticut before Coach Calhoun took over the Husky basketball program in the spring of 1986.

In addition to directing Connecticut to the 1999 NCAA National Championship, Jim Calhoun has led UConn to 11 NCAA bids in the past 14 years. Under Calhoun's direction, UConn has never lost a NCAA First Round game and are 20-2 in the First and Second Rounds. The Huskies have earned nine NCAA Sweet 16 berths in the past 14 years, and Connecticut advanced to the NCAA Elite Eight in 1990, 1995, 1998, 1999 and 2002. The Huskies have also spent 12 weeks as the No. 1 ranked team in the country during Calhoun's tenure.

Prior to taking over the UConn program in May of 1986, Jim Calhoun had led Northeastern University to five NCAA berths from 1981 to 1986. Including all NCAA and NIT appearances as a collegiate head coach, Jim Calhoun's overall national postseason tournament record is 41-18. His combined total of 29 NCAA wins (26 at UConn, 3 at Northeastern) places Jim Calhoun No. 13 on the all-time collegiate coaching list for career NCAA victories.

Connecticut basketball under head coach Jim Calhoun has achieved a unique "double", winning both the 1999 NCAA Division I National Championship as well as the 1988 National Invitation Tournament (NIT) Championship.

The 1999 NCAA Championship completed a clean sweep in 1998-99 for the Huskies. UConn won both the regular season and tournament titles in the BIG EAST Conference. The Huskies were the No. 1 seed in the West Region of the NCAA Tournament and Connecticut ran off six straight NCAA victories to finish the year with a single-season school record 34 wins and claim the national championship. UConn finished the year ranked No. 1 in the nation in the final *USA Today*/ESPN Top 25 poll.

Eleven years before winning the 1999 NCAA Championship, Jim Calhoun brought his first national title home to the Storrs campus as his Huskies claimed the 51st annual NIT title in March of 1988, beating Ohio State 72-67 in the championship game at Madison Square Garden.

Much like his success at Connecticut, Jim Calhoun's performance as head coach at Northeastern (MA) University in Boston for 14 seasons was nothing short of sensational. He developed a program from Division II status to a nationally-recognized squad which became a perennial NCAA Division I tournament team. At NU, Jim Calhoun won 20 or more games in five of his last six seasons, chalked up a brilliant 135-47 record during that span, and earned five NCAA Division I tournament berths.

His final three years at Northeastern resulted in NCAA automatic bids each season and a three-year mark of 75-19.

At Northeastern, Jim Calhoun is the winningest coach in school history (248-137) as his teams averaged 17.9 wins per season. He was a three-time New England "Coach of the Year" and a three-time Kodak District I "Coach of the Year".

In leaving Northeastern in 1986, Coach Calhoun left perhaps the most talented team in the school's history, along with a first round NBA draft pick in senior Reggie Lewis, who later became captain of the Boston Celtics before his untimely death during the summer of 1993.

As was the case at Northeastern, Jim Calhoun's success at producing top-flight collegiate stars who also excel at the professional basketball level, is an annual happening at Connecticut. A total of 16 former UConn stars who played for Coach Calhoun have been part of the National Basketball Association (NBA). They include: Clifford Robinson (Detroit Pistons/Phoenix Suns/Portland Trail Blazers), Tate George (New Jersey Nets), Chris Smith (Minnesota Timberwolves), Scott Burrell (New Jersey Nets/Chicago Bulls/Charlotte Hornets), Donyell Marshall (Chicago Bulls/Utah Jazz/Golden State Warriors), Donny Marshall (New Jersey Nets/Cleveland Cavaliers), Kevin Ollie (Cleveland Cavaliers/Seattle Sonics/Milwaukee Bucks/Indiana Pacers/Chicago Bulls/Philadelphia 76ers/Orlando Magic), Ray Allen (Seattle Sonics/Milwaukee Bucks), Travis Knight (New York Knicks/Boston Celtics/Los Angeles Lakers), Doron Sheffer (Los Angeles Clippers), Richard Hamilton (Detroit Pistons/Washington Wizards), Khalid El-Amin (Chicago Bulls/Dallas Mavericks/Miami Heat), Jake Voskuhl (Phoenix Suns/Chicago Bulls), Kevin Freeman (New Jersey Nets), Ricky Moore (Charlotte Hornets/Detroit Pistons) and Caron Butler (Miami Heat).

A former Little All-American and All-New England player at American International College in Springfield, MA, Calhoun graduated from AIC in 1968 with a Bachelor of Arts Degree in Sociology. At AIC, he lettered three years while leading the Yellow Jacket basketball team in scoring as a junior and senior. He captained his alma mater in his senior year and left the school as the fourth all-time leading scorer along with helping the school earn an NCAA Division II playoff berth. He is a member of the AIC Hall of Fame and in the summer of 1994 earned the prestigious distinction of being elected to serve as a member of the American International College Board of Trustees. In the spring of 2000, Jim Calhoun served as the main commencement speaker at AIC's 115th graduation exercises and received an honorary degree from his alma mater.

Jim Calhoun began his coaching career at AIC, serving as an assistant basketball coach from 1966-68. After one year as head coach of basketball at Old Lyme High School in Connecticut, and one year as head coach of Westport High School in Westport, MA, Jim Calhoun moved on to become head coach at Dedham High School in Massachusetts. He quickly rebuilt the program, fashioning a 21-1 record in 1971-72 and seeing his club advance to the State Division I semi-finals.

In October of 1972, he moved into the collegiate coaching ranks at Northeastern University in Boston. In the years to follow, the Northeastern Huskies would dominate the ECAC North Atlantic Conference under his guidance. Northeastern won the league's regular season championship four times and shared the top spot two other times in seven years of conference play. NU also won five of the seven league tournaments and Coach Calhoun's record against conference competition in his career at NU was 74-13. While at Northeastern, he was inducted into the NU Sports Hall of Fame.

A graduate of Braintree (MA) High School, Jim Calhoun was a three-sport letter winner in football, basketball and baseball. As a senior captain, he earned All-Bay State League honors in football and basketball. His hometown of Braintree has bestowed a singular honor on Coach Calhoun, naming outdoor basketball courts in a city facility "Calhoun Park". He continues to return to Braintree to speak and conduct basketball clinics for area youths.

Jim Calhoun and his wife Pat have two sons, James and Jeffrey. James and his wife Jennifer reside in London, England with their daughters, Emily (born 3/5/99) and Katie (born 12/29/00) and son Samuel Patrick (born 6/8/03). Jeffrey and his wife Amy reside in Glastonbury, CT with their daughters Avery (born 1/26/02) and Reese (born 4/7/03).

TOM MOORE

Assistant Coach 10th Season

GEORGE BLANEY

Assistant Coach 3rd Season

Tom Moore completed his ninth season on the University of Connecticut basketball staff in 2002-03.

A 1987 Boston University graduate, Moore was the head basketball coach at Worcester State (MA) College for five seasons before coming to UConn. He began his coaching career as assistant coach at Worcester State during the 1987-88 season. He spent the 1988-89 season as assistant coach at Assumption College before becoming the youngest head coach of a collegiate program in New England when, at age 24, he was named the Worcester State head coach prior to the 1989-90 season.

During his five seasons in charge of the Worcester State program, Moore compiled a record of 76-59, the winningest five-year period in the school's history.

In his second year as head coach, his 1990-91 club posted a 16-11 record, the winningest single-season at Worcester State in the previous 14 years. His 1992-93 club was named the region's Most Improved Team by the New England Basketball Coaches Association and that squad earned an ECAC tournament berth. The 1993-94 Worcester State team earned a spot in the NCAA Division III National Tournament. In addition to his role as head coach of basketball, Moore was an Assistant Athletic Director at Worcester State.

Moore joined the UConn coaching staff prior to the 1994-95 season and in his nine seasons associated with the Connecticut program the Huskies have compiled an overall record of 237-67, winning the 1999 NCAA Championship, six BIG EAST regular season titles, four BIG EAST tournament crowns, and earning nine straight postseason national tournament bids.

Moore, a graduate of St. John's High School in Shrewsbury, MA, has served as secretary-treasurer of the Worcester Coaches Association and has been a frequent lecturer at various summer camps throughout the country.

Moore and his wife, Eileen, live in Tolland and have three daughters, Elizabeth Rose, Catherine Grace and Caroline Mary.

George Blaney completed his second season as a member of the Connecticut basketball staff in 2002-03.

Blaney brings to Connecticut more than 30 years of collegiate coaching experience. He was an All-New England college basketball standout at Holy Cross, scoring 1,012 points in his college career and leading the Crusaders to back-to-back 20-win seasons before graduating in 1961. Blaney was a fourth round selection of the New York Knicks in the 1961 NBA Draft and played during the 1961-62 season with the Knicks.

In the summer of 2003, Blaney was selected as a member of the New England Basketball Hall of Fame.

During the 2002-03 season, Coach Blaney served as the interim head coach at UConn during Jim Calhoun's leave of absence for prostate cancer surgery. He guided the Huskies to a 3-2 record during that stretch, including a nationally-televised win over then-No. 17 Syracuse at the Hartford Civic Center.

Blaney began his coaching career as head coach at Hudson County High School in New Jersey in 1965. He moved into the college coaching ranks two years later when he was named head coach at Stonehill (MA) College. After two seasons at Stonehill, Blaney spent three years as head coach at Dartmouth College before returning to his alma mater and coaching the Holy Cross program for the next 22 years.

While directing the Holy Cross program, Blaney led the Crusaders to three NCAA tournament berths, five invitations to the NIT, and a 357-276 overall record. Holy Cross posted seven 20-win seasons during Blaney's tenure as head coach.

In 1994, George Blaney joined the BIG EAST Conference and spent three seasons as head coach at Seton Hall. He departed the college coaching ranks to become Vice President of Basketball Operations for the International Basketball League in 1998. He remained in that post for two years before joining the University of Rhode Island as an assistant coach during the 2000-2001 season.

In 30 seasons as a collegiate head coach, Blaney posted an impressive overall record of 459-382.

During his coaching career, Blaney spent 12 years on the Board of Directors of the National Association of Basketball Coaches (NABC) and served as the organization's president in 1993-94. He has earned numerous honors including the 1996 Bob Cousy Humanitarian Award; 1994 *Eastern Basketball* Magazine's Man of the Year; 1990 Metro Atlantic Athletic Conference Coach of the Year; 1982 inductee into the Holy Cross Hall of Fame; 1981 inductee into the Hudson County Hall of Fame; 1980 U.S. Olympic Festival coach; 1977 Eastern Coach of the Year; and 1976 Hugh Greer Memorial New England Coach of the Year.

Blaney and his wife, Maryellen, have two daughters and three sons, along with four grandchildren.

CLYDE VAUGHAN

Assistant Coach 3rd Season

Clyde Vaughan, a former standout player at the University of Pittsburgh, completed his first season on the UConn basketball staff in 2002-03.

Vaughan spent the previous three seasons (1999-00 through 2001-02) as an assistant coach at the University of South Florida. Vaughan had spent seven seasons (1992-93 through 1998-99) at Long Beach State University, first as an assistant coach ('92-'93 through '96-'97) and then as the associate head coach ('97-'98 through '98-'99).

At both Long Beach State and South Florida, Vaughan was known nationally as an outstanding recruiter and specifically worked with frontcourt and perimeter players. Vaughan helped Long Beach State and South Florida attract numerous nationally-ranked recruiting classes.

A 1984 graduate of Pittsburgh, Vaughan earned a bachelor's degree in communications. He led the Panthers in scoring and rebounding in his final three seasons at Pitt and finished his career as the No. 1 scorer in school history with 2,033 points. He is currently No. 2 behind Charles Smith. He is also the fifth all-time leading rebounder at Pitt with 920. As a junior in 1982-83, Vaughan led the BIG EAST Conference in scoring at 22.0 points per game. He was second to Chris Mullin in scoring in his senior year of 1983-84 at 20.3 points per game. He still ranks in the Top 15 in BIG EAST Conference history with his career averages of 19.5 points and 8.5 rebounds.

After completing his career at Pittsburgh, Vaughan was a sixth round selection by the Indiana Pacers in the 1984 NBA Draft. Vaughan opted to play professional basketball in Europe, where he was a standout in England during a seven-year career. He still ranks No. 3 on the all-time scoring average list, averaging 28.2 points per game. He was the English Player of the Year in 1989-90 and made 27 appearances for the English National Team. During Vaughan's lengthy playing and coaching career, he has traveled to 27 different countries.

Born in London, England, and raised in Mount Vernon, NY, Vaughan attended New Rochelle High School, where he was a standout basketball player. In September of 2000, he was inducted into the Westchester County Sports Hall of Fame and was a member of the Westchester County All-Century Basketball Team, as selected by *The Journal-News*.

The Vaughan family (Clyde, Tami and C.J. [8]) resides in Manchester.

ANDRE LaFLEUR

Director of Basketball Operations 3rd Season

Andre LaFleur completed his second season as the Director of Basketball Operations at the University of Connecticut in 2002-03.

LaFleur is a graduate of Northeastern University where he was one of the nation's premier point guards. A native of Los Angeles and a product of Governor Dummer Academy in South Byfield, Mass., he was a prime recruit for then-Northeastern head coach Jim Calhoun in a class that included Wes Fuller and Reggie Lewis.

The impact of that freshman class was instantaneous. The Huskies romped through their conference schedule with a perfect 14-0 mark and an overall record of 27-5. They won the America East title and went on to the NCAA Tournament. This pattern continued throughout his career as every year the Huskies won the league crown and went on to the NCAAs. From the 1983-84 season through LaFleur's senior year of 1986-87, the team boasted a conference record of 60-6 and an overall record of 102-26. During one stretch, the Huskies won 38 consecutive home games.

LaFleur played 4405 minutes in 128 consecutive games - more minutes and more games than any other Northeastern player, past or present. LaFleur scored 1143 career points, graduating as the 10th all-time leading scorer in NU history and he is a member of the Northeastern Hall of Fame. He registered 89 steals as a senior and 252 for his career, both still Northeastern records. His total of 894 career assists set a new NCAA record in 1988 and he still ranks 11th in NCAA history. As a junior and senior, LaFleur was named All-Conference, while serving as a tri-captain with Fuller and Lewis. As a freshman, he made the conference All-Rookie Team.

LaFleur was a fifth-round draft pick of the Houston Rockets in 1987 and lasted until the team's final cut of the preseason. He then played professionally in Australia and overseas for 11 seasons. After completing his professional career, Andre took a position as School Sports Coordinator for the Sydney City Basketball Association.

Andre also serves as the co-director of the Jim Calhoun Basketball Camp.

Andre has a son, Adrian.

TALIEK BROWN

Sr., G, 6-1, 200
Queens, NY

TALIEK BROWN
Top Career and Season Performances

	Career-- All Games		Career-- BIG EAST Regular Season Games		2002-03 Season	
Points	21	Two Times	21	Bos. College (2/13/01)	17	Boston College (3/8/03)
FG Made	8	Two Times	8	Boston College (3/8/03)	8	Boston College (3/8/03)
FG Atts.	19	Wagner (12/7/02)	15	St. John's (2/9/02)	19	Wagner (12/7/02)
3-Pt. FG	2	Three Times	2	Bos. College (2/13/01)	1	Vanderbilt (12/1/02)
3-Pt. FGA	4	Maryland (3/24/02)	3	Two Times	3	Vanderbilt (12/1/02)
FT	6	Three Times	6	Virginia Tech (1/2/02)	6	Two Times
FT Att.	10	Brigham Young (3/20/03)	8	Two Times	10	Brigham Young (3/20/03)
Off. Reb.	3	Four Times	2	Six Times	3	Wagner (12/7/02)
Def. Reb.	8	Vanderbilt (11/19/01)	5	Six Times	5	Two Times
Total Reb.	8	Vanderbilt (11/19/01)	6	Miami (1/5/02)	7	Wagner (12/7/02)
Assists	12	Two Times	12	Two Times	10	Two Times
TO	8	Providence (1/13/01)	8	Providence (1/13/01)	7	North Carolina (1/18/03)
Blocks	1	Eight Times	1	Four Times	1	Four Times
Steals	4	Four Times	4	Two Times	3	Two Times
Minutes	46	Pittsburgh (3/9/02)	42	Bos. College (2/16/02)	39	UMass (12/10/02)

At Connecticut: Three-year starter at the point guard position who has played in 95 games, starting 89... Led the team in assists per game in each of his first three seasons as a Husky... Averaging 8.4 points in his career (795 points) and has 469 career assists, 4.9 per game... His 469 assists are No. 7 all-time at UConn... The only player in UConn history to record double-figure assists in consecutive BIG EAST regular season games, a feat he has accomplished two times... Has reached double figures in scoring 35 times in his career.

As a Junior in 2002-03: Played in 29 games, starting 25... Averaged 7.7 points and 4.8 assists on the season in 26.8 minutes per game... Missed four games with a broken left index finger suffered in the game at Virginia Tech on February 5... Had surgery on the finger to have a plate and pins inserted... Returned to action vs. St. John's on February 22, coming off the bench for the first four games back... Had nine points and seven assists in the NCAA Sweet 16 vs. Texas... Averaged 11.7 points per game in the BIG EAST Tournament, scoring 15 points in the title game vs. Pittsburgh... Returned to the starting line-up at Boston College in the regular season finale, scoring 17 points on eight-of-nine shooting and handing out six assists... Reached double figures in scoring eight times and handed out seven assists or more eight times... Had his second career double-double in the opener vs. Quinnipiac, scoring 16 points and registering ten assists... Led the BIG EAST in assist-to-turnover ratio and was No. 5 in the league in assists per game.

As a Sophomore in 2001-2002: Started 32 of 34 games at the point guard spot... Averaged 9.2 points and 5.1 assists per contest... His 172 assists led the team and are the second highest total ever for a UConn sophomore... Had three double-figure assist efforts, handing out 12 vs. West Virginia (matching his career-high), 10 at Georgetown and 11 in the season opener vs. Vanderbilt... Reached double figures in scoring 15 times on the season, with a season-high 21 at Arizona, also tying his career-high...Nailed a 30-foot three-pointer with 34.8 seconds remaining to send UConn to a 74-65 double-overtime victory over Pittsburgh and the program's fifth BIG EAST Tournament Championship... Had 12 points and a pair of three-pointers in Final Eight loss to eventual national champion Maryland... Received the annual Assist Leader Award at the team banquet.

As a Freshman in 2000-2001: Started all 32 games at the point guard position... Averaged 8.1 points per game and had a team-leading 157 assists (4.9/game)... His 157 assists were the second most ever by a UConn freshman... No. 2 on the squad with 52 steals... Scored in double figures 11 times... Had 13 points and eight assists in BIG EAST Tournament contest vs. Syracuse... Scored a career-high 21 points in win over nationally-ranked Boston College on February 13... Had a career-best 12 assists in overtime win over St. John's on January 6... Followed that performance with a ten point-ten assist double-double against

TALIEK BROWN CAREER STATISTICS

YEAR	GP-GS	MIN	FG-FGA	PCT	3FG-FGA	PCT	FT-FTA	PCT	OFF-DEF	TOT—AVG	PF-FO	A	TO	BLK	ST	PTS/AVG
2000-01	32-32	898/28.1	99-230	.430	5-20	.250	55-101	.545	13-68	81-2.5	81-1	157	76	0	52	258/8.1
BIG EAST	16-16	465/29.1	49-113	.434	4-15	.267	34-48	.708	5-40	45-2.8	47-1	80	37	0	28	136/8.5
2001-02	34-32	1067/31.4	119-261	.456	10-33	.303	65-100	.650	23-90	113-3.3	95-4	172	113	4	45	313/9.2
BIG EAST	16-15	519/32.4	61-123	.496	1-11	.091	30-47	.638	11-49	60-3.8	42-2	86	58	3	23	153/9.6
2002-03	29-25	777/26.8	88-200	.440	1-17	.059	47-84	.560	21-65	86-3.0	54-0	140	70	4	25	224/7.7
BIG EAST	12-8	257/21.4	36-63	.571	0-1	.000	10-27	.370	9-21	30-2.5	23-0	41	28	2	4	82/6.8
TOTALS	**95-89**	**2742/28.9**	**306-691**	**.443**	**16-70**	**.229**	**167-285**	**.586**	**57-223**	**280-2.9**	**230-5**	**469**	**259**	**8**	**122**	**795/8.4**
BIG EAST	**44-39**	**1241/28.2**	**146-299**	**.488**	**5-27**	**.185**	**74-122**	**.607**	**25-110**	**135-2.8**	**112-3**	**207**	**123**	**5**	**55**	**371/8.4**

TALIEK BROWN CAREER GAME-BY-GAME STATISTICS

2002-2003	FG-A	3FG-A	FT-A	REBOUNDS OF	DE	TOT	PF	TP	A	TO	BLK	S	MIN
Quinnipiac (s)	5-8	0-1	6-6	0	0	0	1	16	10	1	0	1	34
George Washington (s)	2-6	0-1	0-0	0	1	1	4	4	4	2	0	1	29
at Vanderbilt (s)	5-12	1-3	4-7	2	2	4	1	15	4	5	0	3	35
Sacred Heart (s)	1-5	0-2	1-1	0	4	4	0	3	10	2	0	3	25
Wagner (s)	6-19	0-2	3-6	3	4	7	1	15	8	1	1	1	37
Massachusetts (s)	0-2	0-1	2-2	1	3	4	2	2	9	2	0	2	39
UNC Asheville (s)	4-10	0-2	0-0	1	3	4	1	8	5	1	0	1	26
Central Connecticut (s)	2-6	0-1	1-5	0	4	4	3	5	8	3	1	1	24
St. Bonaventure (s)	3-7	0-0	2-2	1	5	6	3	8	9	2	0	0	24
at Oklahoma (s)	0-4	0-1	2-2	0	1	1	4	2	2	1	0	2	30
Miami (s)	5-9	0-1	1-2	0	4	4	1	11	7	3	0	1	38
Virginia Tech (s)	4-7	0-0	0-0	1	3	4	2	8	6	1	0	0	30
at North Carolina (s)	4-7	0-1	0-0	0	1	1	3	8	6	7	0	0	30
at Miami (s)	5-7	0-0	3-7	1	2	3	2	13	3	5	1	1	28
Villanova (s)	0-1	0-0	0-4	0	1	1	1	0	5	3	0	0	26
at St. John's (s)	1-1	0-0	2-2	0	0	0	4	4	2	2	0	0	6
Boston College (s)	5-12	0-0	2-4	2	0	2	2	12	2	2	0	0	24
at Virginia Tech (s)	3-6	0-0	1-3	1	4	5	3	7	4	1	1	1	23
at Providence	DID NOT PLAY-- injured												
Syracuse	DID NOT PLAY-- injured												
at Villanova	DID NOT PLAY-- injured												
Rutgers	DID NOT PLAY-- injured												
St. John's	2-2	0-0	0-2	0	1	1	3	4	2	4	0	0	17
at Notre Dame	0-1	0-0	0-0	0	2	2	0	0	1	0	0	0	9
at Pittsburgh	3-6	0-0	0-1	1	2	3	3	6	2	3	0	1	20
Providence	0-2	0-0	0-0	1	0	1	0	0	1	1	0	0	9
at Boston College (s)	8-9	0-0	1-2	2	2	4	2	17	6	3	0	0	27
vs. Seton Hall (s)	3-6	0-0	3-5	1	3	4	1	9	6	3	0	0	29
vs. Syracuse (s)	4-11	0-0	3-4	0	1	1	2	11	2	4	0	1	32
vs. Pittsburgh (s)	6-9	0-1	3-4	0	3	3	0	15	2	2	0	0	30
vs. Brigham Young (s)	0-7	0-0	6-10	1	5	6	3	6	3	3	0	1	31
vs. Stanford (s)	3-8	0-0	0-0	0	3	3	0	6	4	2	0	2	34
vs. Texas (s)	4-10	0-0	1-3	2	1	3	2	9	7	1	0	2	31

2001-2002	FG-A	3FG-A	FT-A	REBOUNDS OF	DE	TOT	PF	TP	A	TO	BLK	S	MIN
Vanderbilt (s)	3-8	0-2	3-5	0	8	8	3	9	11	5	0	1	32
New Hampshire (s)	5-12	0-2	0-2	2	4	6	2	10	8	4	1	4	31
vs. George Wash. (s)	1-3	0-0	0-0	0	1	1	5	2	1	2	0	0	9
vs. Maryland (s)	2-8	0-0	0-0	1	2	3	4	4	2	5	0	2	27
Northeastern (s)	1-4	1-1	2-2	0	2	2	3	5	2	4	0	1	22
at Massachusetts (s)	5-8	0-0	3-6	0	1	1	3	13	6	4	0	1	36
Quinnipiac	3-10	1-2	2-2	0	2	2	2	9	6	4	0	1	26
St. Bonaventure (s)	6-10	0-1	1-2	3	2	5	3	13	3	3	0	0	36
at Virginia Tech (s)	2-3	0-0	6-8	0	2	2	2	10	6	3	0	2	32
Miami (s)	6-8	0-1	1-2	2	4	6	1	13	4	4	0	1	33
Oklahoma (s)	0-5	0-0	2-4	0	0	0	3	2	7	3	0	2	33
Virginia Tech (s)	5-5	0-0	0-0	0	3	3	3	10	8	1	1	1	29
at Villanova (s)	6-13	0-3	4-5	0	0	0	2	16	4	1	0	2	37
at Providence (s)	1-4	0-0	1-2	0	5	5	3	3	2	4	1	1	27
North Carolina (s)	2-6	1-2	2-2	0	0	0	1	7	5	1	0	2	26
St. John's (s)	3-3	0-0	3-4	0	3	3	4	9	2	2	0	0	21
at Arizona (s)	8-11	2-3	3-3	0	0	0	5	21	5	1	0	1	27
at Rutgers (s)	2-9	0-1	0-0	0	4	4	5	4	4	5	0	2	33
at Miami (s)	3-7	1-1	1-2	1	4	5	0	8	5	5	0	1	33
Providence (s)	4-5	0-1	2-2	0	3	3	2	10	7	6	0	1	32
at St. John's (s)	5-15	0-2	2-5	2	2	4	5	12	6	4	0	1	36
Villanova	2-5	0-1	2-5	1	1	2	1	6	4	5	0	1	27
Boston College (s)	6-13	0-0	1-3	1	4	5	2	13	6	4	0	4	42
at Georgetown (s)	4-11	0-0	0-1	2	2	4	4	8	10	6	0	1	37
West Virginia (s)	4-8	0-1	1-1	2	2	4	2	9	12	2	0	4	31
at Boston College (s)	3-5	0-0	5-5	0	5	5	4	11	1	3	0	0	31
Seton Hall (s)	5-9	0-0	1-2	0	5	5	2	11	5	3	1	1	38
vs. Villanova (s)	3-11	0-1	1-2	1	3	4	2	7	3	5	0	2	33
vs. Notre Dame (s)	3-5	0-0	1-5	1	4	5	3	7	6	2	0	1	31
vs. Pittsburgh (s)	4-11	1-1	4-5	1	3	4	3	13	5	2	0	0	46
vs. Hampton (s)	3-7	0-1	3-3	0	2	2	2	9	6	4	0	1	31
vs. NC State (s)	2-4	0-0	4-4	0	1	1	1	8	3	4	0	1	35
vs. So. Illinois (s)	2-5	1-2	4-6	3	4	7	4	9	4	0	0	2	33
vs. Maryland (s)	5-10	2-4	0-0	0	2	2	4	12	3	2	0	0	34

2000-2001	FG-A	3FG-A	FT-A	REBOUNDS OF	DE	TOT	PF	TP	A	TO	BLK	S	MIN
Quinnipiac (s)	4-9	0-1	1-6	3	2	5	4	9	4	0	0	3	29
vs. Dayton (s)	1-4	0-0	2-6	0	1	1	4	4	2	4	0	2	22
vs. Chaminade (s)	4-5	0-0	1-8	1	4	5	1	9	9	1	0	2	35
vs. Louisville (s)	3-4	0-0	4-6	0	2	2	3	10	6	5	0	1	30
Brown (s)	4-8	0-0	0-0	1	0	1	1	8	9	4	0	4	30
Houston (s)	1-6	0-1	0-2	0	2	2	1	2	2	2	0	1	25
New Hampshire (s)	3-10	0-0	3-5	1	3	4	1	9	8	1	0	1	22
Arizona (s)	4-8	0-0	2-4	1	1	2	1	10	2	5	0	0	23
vs. Massachusetts (s)	3-7	0-0	0-2	0	3	3	3	6	5	2	0	1	29
Fairfield (s)	1-3	0-1	0-0	0	1	1	1	2	7	1	0	3	21
Rhode Island (s)	6-11	0-0	0-4	0	1	1	3	12	2	1	0	2	26
Stony Brook (s)	4-10	0-0	3-4	0	2	2	2	11	2	1	0	0	30
at Boston College (s)	4-7	0-0	1-2	1	1	2	3	9	2	0	0	2	17
St. John's (s)	2-7	0-0	2-2	0	5	5	4	6	12	2	0	1	37
Pittsburgh (s)	4-4	0-0	2-2	0	5	5	2	10	10	2	0	3	35
at Providence (s)	3-7	0-0	2-4	1	3	4	3	8	7	8	0	3	32
at Texas (s)	4-7	0-0	1-2	0	0	0	3	9	3	3	0	0	25
at Miami (s)	4-9	1-2	2-2	0	1	1	3	11	4	3	0	2	28
Villanova (s)	4-10	0-1	2-2	1	2	3	2	10	5	2	0	2	33
at St. John's (s)	0-2	0-0	0-0	0	2	2	2	0	4	2	0	3	29
Virginia Tech (s)	2-3	1-1	4-4	0	0	0	4	9	3	2	0	0	21
Providence (s)	2-4	0-0	1-1	0	5	5	1	5	5	0	0	0	33
at Villanova (s)	3-7	0-2	0-2	1	3	4	5	6	3	3	0	2	23
Boston College (s)	7-13	2-3	5-7	0	3	3	2	21	3	2	0	1	38
at Virginia Tech (s)	1-4	0-0	4-6	0	1	1	2	6	3	4	0	0	20
at Syracuse (s)	2-8	0-1	5-8	0	3	3	4	9	4	1	0	3	30
Miami (s)	1-10	0-3	0-0	0	3	3	4	2	7	3	0	2	27
Notre Dame (s)	4-8	0-1	3-4	0	3	3	3	11	2	0	0	3	26
at Seton Hall (s)	6-10	0-1	1-2	1	0	1	3	13	6	3	0	1	36
vs. Syracuse (s)	5-12	1-1	2-2	1	3	4	3	13	8	3	0	0	37
South Carolina (s)	3-11	0-1	2-2	0	3	3	0	8	8	4	0	3	35
Detroit (s)	0-2	0-0	0-0	0	0	0	3	0	0	2	0	1	14

(s)-- denotes game started

Pittsburgh on January 10... Third UConn player to record double figure assists in back-to-back games and the first in BIG EAST Regular Season play.

High School: Top 25 National High School recruit…Named a McDonald's All-American… Had 11 points, six assists, four rebounds in McDonald's All-American game…Second Team *Parade* All-American…Averaged 22.5 points and 6.6 assists per game as a high school senior at St. John's Prep School in Astoria, New York... MVP at Roundball Classic All-Star game (April 2000) with 13 points, a tournament-tying record 13 assists and eight rebounds in leading East to 146-131 victory.

Personal Information: Taliek Brown…Born June 23, 1982... Political science major.

SHAMON TOOLES

Sr., G/F, 6-5, 225
Coatesville, PA



SHAMON TOOLES
Top Career and Season Performances

	Career-- All Games		Career-- BIG EAST Regular Season Games		2002-03 Season	
Points	9	Boston College (2/1/03)	9	Boston College (2/1/03)	9	Boston College (2/1/03)
FG Made	3	Three Times	3	Boston College (2/1/03)	3	Three Times
FG Atts.	5	Two Times	5	Boston College (2/1/03)	5	Two Times
3-Pt. FG		n/a		n/a		n/a
3-Pt. FGA		n/a		n/a		n/a
FT	3	Boston College (2/1/03)	3	Boston College (2/1/03)	3	Boston College (2/1/03)
FT Att.	4	Two Times	4	Boston College (2/1/03)	4	Two Times
Off. Reb.	4	St. Bonaventure (1/2/03)	3	Virginia Tech (2/5/03)	4	St. Bonaventure (1/2/03)
Def. Reb.	5	Quinnipiac (11/23/02)	4	Two Times	5	Quinnipiac (11/23/02)
Total Reb.	8	Quinnipiac (11/23/02)	6	Boston College (2/1/03)	8	Quinnipiac (11/23/02)
Assists	3	Two Times	1	Miami (1/11/03)	3	Two Times
TO	4	Miami (1/11/03)	4	Miami (1/11/03)	4	Miami (1/11/03)
Blocks	3	Villanova (1/25/03)	3	Villanova (1/25/03)	3	Villanova (1/25/03)
Steals	3	Boston College (2/1/03)	3	Boston College (2/1/03)	3	Boston College (2/1/03)
Minutes	28	Miami (1/11/03)	28	Miami (1/11/03)	28	Miami (1/11/03)

At Connecticut: Three-year performer who has seen action in 67 career games, scoring 76 points... Has started three career contests.

As a Junior in 2002-03: Played in 30 games, starting the first three games of the season... Averaged 1.9 points and 2.4 rebounds in 10.8 minutes per game... Had eight points and eight boards in the season opener vs. Quinnipiac... Had a career-high nine points vs. Boston College on February 1.

As a Sophomore in 2001-2002: Appeared in 20 games, averaging 4.4 minutes per game... Scored 17 points, 0.9 per game, and grabbed 15 rebounds, 0.8 per contest.

As a Freshman in 2000-2001: Saw game action in 17 contests off the bench in first collegiate season…Played a total of 44 minutes…Scored two points.

High School: Three-year standout at Coatesville Senior HS…Captained team in 1999-2000…Earned All-District and All-City honors…Among the state leaders in rebounding and blocked shots…Averaged 17 points, 12 rebounds, and four blocked shots per game…Earned Coatesville Athlete of the Year Award... Product of the same high school as UConn All-American Richard "Rip" Hamilton.

Personal Information: Shamon Monte Tooles…Born December 4, 1980... Political science major.

SHAMON TOOLES CAREER STATISTICS

YEAR	GP-GS	MIN	FG-FGA	PCT	3FG-FGA	PCT	FT-FTA	PCT	OFF-DEF	TOT—AVG	PF-FO	A	TO	BLK	ST	PTS/AVG
2000-01	17-0	44/2.6	1-2	.500	0-0	.000	0-4	.000	3-2	5-0.3	6-0	1	3	3	0	2/0.1
BIG EAST	9-0	19/2.1	0-1	.000	0-0	.000	0-2	.000	1-1	2-0.2	4-0	0	1	2	0	0/0.0
2001-02	20-0	87/4.4	4-9	.444	0-0	.000	9-10	.900	6-9	15-0.8	19-1	0	5	1	2	17/0.9
BIG EAST	11-0	61/5.5	3-6	.500	0-0	.000	4-4	1.00	4-6	10-0.9	10-1	0	2	0	1	10/0.9
2002-03	30-3	325/10.8	20-41	.488	0-0	.000	17-23	.739	30-41	71-2.4	43-2	12	17	8	9	57/1.9
BIG EAST	15-0	198/13.2	11-23	.478	0-0	.000	8-12	.667	14-22	36-2.4	24-1	2	13	4	5	30/2.0
TOTALS	**67-3**	**456/6.8**	**25-52**	**.481**	**0-0**	**.000**	**26-37**	**.703**	**39-52**	**91-1.4**	**68-3**	**13**	**25**	**12**	**11**	**76/1.1**
BIG EAST	**35-0**	**278/7.9**	**14-30**	**.467**	**0-0**	**.000**	**12-18**	**.667**	**19-29**	**48-1.4**	**38-2**	**2**	**16**	**6**	**6**	**40/1.1**

SHAMON TOOLES CAREER GAME-BY-GAME STATISTICS

2002-2003	FG-A	3FG-A	FT-A	REBOUNDS OF	DE	TOT	PF	TP	A	TO	BLK	S	MIN
Quinnipiac (s)	3-5	0-0	2-4	3	5	8	5	8	1	1	0	0	16
George Washington (s)	1-1	0-0	2-2	3	2	5	4	4	1	1	2	0	21
at Vanderbilt (s)	0-0	0-0	0-0	0	1	1	2	0	0	0	0	2	12
Sacred Heart	3-4	0-0	1-1	0	3	3	1	7	0	0	0	0	9
Wagner	0-0	0-0	0-0	0	0	0	2	0	0	0	1	0	3
Massachusetts	0-2	0-0	0-0	2	0	2	1	0	0	0	0	0	4
UNC Asheville	1-1	0-0	0-0	1	1	2	1	2	1	0	0	1	11
Central Connecticut	1-1	0-0	2-2	2	2	4	1	4	3	0	0	0	12
St. Bonaventure	0-1	0-0	0-0	4	1	5	2	0	3	0	1	0	13
at Oklahoma	0-0	0-0	2-2	0	3	3	0	2	1	1	0	1	16
Miami	1-1	0-0	1-2	0	3	3	5	3	1	4	1	0	28
Virginia Tech	0-0	0-0	0-0	1	1	2	2	0	0	1	0	0	9
at North Carolina	0-0	0-0	0-0	0	0	0	0	0	0	0	0	0	1
at Miami	2-3	0-0	0-0	1	1	2	1	4	0	1	0	0	12
Villanova	0-3	0-0	0-0	2	3	5	3	0	0	0	3	0	23
at St. John's	1-2	0-0	1-1	2	0	2	1	3	0	1	0	0	9
Boston College	3-5	0-0	3-4	2	4	6	0	9	0	1	0	3	25
at Virginia Tech	2-4	0-0	0-0	3	2	5	2	4	0	0	0	0	20
at Providence	1-2	0-0	2-3	1	2	3	2	4	1	2	0	0	21
Syracuse	1-1	0-0	1-2	0	3	3	3	3	0	0	0	1	16
at Villanova	0-1	0-0	0-0	1	1	2	1	0	0	2	0	0	10
Rutgers	0-1	0-0	0-0	0	2	2	1	0	0	0	0	1	13
St. John's	0-0	0-0	0-0	0	0	0	0	0	0	0	0	0	1
at Notre Dame	0-0	0-0	0-0	0	0	0	0	0	0	0	0	0	6
at Pittsburgh	DID NOT PLAY												
Providence	0-0	0-0	0-0	0	0	0	1	0	0	0	0	0	1
at Boston College	0-0	0-0	0-0	1	0	1	2	0	0	1	0	0	4
vs. Seton Hall	0-0	0-0	0-0	0	0	0	0	0	0	0	0	0	4
vs. Syracuse	0-2	0-0	0-0	1	1	2	0	0	0	0	0	0	3
vs. Pittsburgh	DID NOT PLAY												
vs. Brighan Young	0-1	0-0	0-0	0	0	0	0	0	0	1	0	0	2
vs. Stanford	DID NOT PLAY												
vs. Texas	0-0	0-0	0-0	0	0	0	0	0	0	0	0	0	0+

2001-2002	FG-A	3FG-A	FT-A	REBOUNDS OF	DE	TOT	PF	TP	A	TO	BLK	S	MIN
Vanderbilt	DID NOT PLAY												
New Hampshire	1-1	0-0	0-0	1	0	1	0	2	0	0	0	0	4
vs. George Wash.	0-0	0-0	1-2	1	0	1	2	1	0	0	0	0	1
vs. Maryland	DID NOT PLAY												
Northeastern	0-0	0-0	2-2	0	2	2	0	2	0	0	1	1	5
at Massachusetts	DID NOT PLAY												
Quinnipiac	0-0	0-0	0-0	0	1	1	0	0	0	1	0	0	6
St. Bonaventure	0-0	0-0	0-0	0	0	0	1	0	0	1	0	0	2
at Virginia Tech	1-1	0-0	0-0	0	1	1	1	2	0	0	0	0	8
Miami	1-1	0-0	0-0	1	1	2	0	2	0	0	0	1	11
Oklahoma	0-0	0-0	2-2	0	0	0	2	2	0	0	0	0	3
Virginia Tech	0-0	0-0	0-0	0	0	0	1	0	0	0	0	0	5
at Villanova	0-1	0-0	0-0	1	0	1	1	0	0	0	0	0	3
at Providence	0-0	0-0	0-0	0	0	0	0	0	0	0	0	0	0+
North Carolina	0-2	0-0	0-0	0	0	0	1	0	0	1	0	0	3
St. John's	0-1	0-0	2-2	1	0	1	0	2	0	0	0	0	2
at Arizona	DID NOT PLAY												
at Rutgers	DID NOT PLAY												
at Miami	DID NOT PLAY												
Providence	DID NOT PLAY												
at St. John's	DID NOT PLAY												
Villanova	0-1	0-0	0-0	0	4	4	5	0	0	1	0	0	19
Boston College	0-0	0-0	2-2	0	0	0	1	2	0	1	0	0	7
at Georgetown	DID NOT PLAY												
West Virginia	1-1	0-0	0-0	1	0	1	1	2	0	0	0	0	5
at Boston College	0-0	0-0	0-0	0	0	0	0	0	0	0	0	0	0+
Seton Hall	0-0	0-0	0-0	0	0	0	0	0	0	0	0	0	1
vs. Villanova	DID NOT PLAY												
vs. Notre Dame	DID NOT PLAY												
vs. Pittsburgh	DID NOT PLAY												
vs. Hampton	DID NOT PLAY												
vs. NC State	DID NOT PLAY												
vs. So. Illinois	0-0	0-0	0-0	0	0	0	3	0	0	0	0	0	2
vs. Maryland	0-0	0-0	0-0	0	0	0	0	0	0	0	0	0	0+

2000-2001	FG-A	3FG-A	FT-A	REBOUNDS OF	DE	TOT	PF	TP	A	TO	BLK	S	MIN
Quinnipiac	0-0	0-0	0-0	0	0	0	1	0	0	1	0	0	8
vs. Dayton	0-0	0-0	0-0	0	0	0	0	0	0	0	0	0	2
vs. Chaminade	0-0	0-0	0-0	0	0	0	0	0	0	0	0	0	1
vs. Louisville	DID NOT PLAY												
Brown	DID NOT PLAY												
Houston	DID NOT PLAY												
New Hampshire	0-0	0-0	0-2	1	0	1	0	0	1	1	0	0	2
Arizona	DID NOT PLAY												
vs. Massachusetts	DID NOT PLAY												
Fairfield	0-0	0-0	0-0	1	1	2	1	0	0	0	0	0	3
Rhode Island	DID NOT PLAY												
Stony Brook	1-1	0-0	0-0	0	0	0	0	2	0	0	0	0	3
at Boston College	0-0	0-0	0-0	0	0	0	1	0	0	0	0	0	1
St. John's	DID NOT PLAY												
Pittsburgh	0-0	0-0	0-0	0	0	0	0	0	0	0	0	0	1
at Providence	DID NOT PLAY												
at Texas	DID NOT PLAY												
at Miami	0-0	0-0	0-0	0	0	0	1	0	0	0	0	0	1
Villanova	0-1	0-0	0-2	1	1	2	1	0	0	0	1	0	8
at St. John's	DID NOT PLAY												
Virginia Tech	0-0	0-0	0-0	0	0	0	1	0	0	1	1	0	3
Providence	DID NOT PLAY												
at Villanova	0-0	0-0	0-0	0	0	0	0	0	0	0	0	0	1
Boston College	DID NOT PLAY												
at Virginia Tech	0-0	0-0	0-0	0	0	0	0	0	0	0	0	0	1
at Syracuse	0-0	0-0	0-0	0	0	0	0	0	0	0	0	0	1
Miami	DID NOT PLAY												
Notre Dame	0-0	0-0	0-0	0	0	0	0	0	0	0	0	0	2
at Seton Hall	DID NOT PLAY												
vs. Syracuse	DID NOT PLAY												
South Carolina	0-0	0-0	0-0	0	0	0	0	0	0	0	0	0	3
Detroit	0-0	0-0	0-0	0	0	0	0	0	0	0	1	0	3

(s)-- denotes game started

BEN GORDON

Jr., G, 6-2, 195
Mt. Vernon, NY



BEN GORDON
Top Career and Season Performances

	Career-- All Games		Career-- BIG EAST Regular Season Games		2002-03 Season	
Points	32	Miami (1/20/03)	32	Miami (1/20/03)	32	Miami (1/20/03)
FG Made	12	Two Times	12	Miami (1/20/03)	12	Two Times
FG Atts.	20	St. John's (2/9/02)	20	St. John's (2/9/02)	19	Five Times
3-Pt. FG	6	Providence (2/8/03)	6	Providence (2/8/03)	6	Providence (2/8/03)
3-Pt. FGA	10	Two Times	10	St. John's (2/9/02)	10	UNC Asheville (12/21/02)
FT	11	Two Times	11	Villanova (1/25/03)	11	Two Times
FT Att.	12	Villanova (1/25/03)	12	Villanova (1/25/03)	12	Villanova (1/25/03)
Off. Reb.	4	Syracuse (3/14/03)	2	Three Times	2	Five Times
Def. Reb.	7	Four Times	7	Three Times	7	Three Times
Total Reb.	9	Syracuse (3/14/03)	8	Miami (1/11/03)	8	Miami (1/11/03)
Assists	10	Sacred Heart (12/3/02)	9	Boston College (3/8/03)	10	Sacred Heart (12/3/02)
TO	7	Two Times	7	Providence (3/5/03)	7	Providence (3/5/03)
Blocks	2	Virginia Tech (1/14/03)	2	Virginia Tech (1/14/03)	2	Virginia Tech (1/14/03)
Steals	4	Miami (1/20/03)	4	Miami (1/20/03)	4	Miami (1/20/03)
Minutes	41	Miami (1/11/03)	41	Miami (1/11/03)	41	Miami (1/11/03)

At Connecticut: National Player of the Year candidate who has appeared in all 67 games in his two seasons, starting 35... Has scored 1072 career points (16.0/game) and has added 261 assists (3.9/game) and 231 rebounds (3.4/game)... Has reached double figures 54 times in his career and has cracked the 20-point mark 22 times, scoring 30 points or more twice... His three-point field goal percentage of 41.6% is No. 2 all-time at UConn, behind only Ray Allen... Has been named to the BIG EAST Championship All-Tournament team in each of his two seasons.

As a Sophomore in 2002-03: Named to the All-BIG EAST Second Team... Named to the *Basketball Times* All-Northeast Region squad... Named to the NABC & USBWA All-District I First Teams... Started all 33 games, playing both the point guard and shooting guard positions... Led the team in scoring at 19.5 points per game and in total assists with 156 (4.7/game)... Third on the team in rebounding at 4.2 per game... Reached double figures in all but one game (at Vanderbilt) and scored 20 or more points 17 times... Had 29 points in the NCAA Second Round win over Stanford, making four-of-five three's and nine-of-nine from the free throw line... Named to the 2003 ConAgra Foods BIG EAST Championship All-Tournament team after scoring 50 points in three games (16.7 per game)... Scored 25 points in the quarterfinal win over Seton Hall... Had a career-high 32 points at Miami on January 20... Had 31 points and ten assists vs. Sacred Heart, his first career double-double... Had 25 points and eight assists in the win at Notre Dame... Scored 11 points, handed out nine assists and had only one turnover in the season finale at Boston College... Named the BIG EAST Player of the Week on December 30... Finished the season No. 7 in the BIG EAST and No. 50 nationally in scoring.. Also finished No. 5 in the BIG EAST in assists and No. 1 in three-point field goal percentage.

As a Freshman in 2001-2002: Named to the BIG EAST All-Rookie Team and was a member of the 2002 ConAgra Foods BIG EAST Championship All-Tournament team... Appeared in all 34 games, starting two (Quinnipiac and Villanova on February 11)... Finished No. 2 on the team in scoring at 12.6 points per game... Also averaged 2.7 rebounds and 3.1 assists per game... Led the team with 62 three-pointers and his 41.3% mark from three-point range is No. 8 on the UConn single season list... Reached double figures 22 times... Had 12 points and five assists in NCAA Sweet Sixteen win over Southern Illinois... Tied a career-high three steals versus Hampton in the first round of the NCAA tournament... Averaged 17.6 points and 3.6 assists per game during the BIG EAST Tournament... Two-time BIG EAST Rookie of the Week... Scored a career-best 23 points four times... Recorded 23 against Villanova in the BIG EAST quarterfinals, including the game-winning three-pointer with 11.8 seconds remaining that gave the Huskies a 72-70 win...Had 23 points in the win at Arizona, including five-of-eight three-pointers, and also added a career-best nine assists with only one turnover... Earned Dick Vitale's Diaper Dandy of the Week status, along with teammate Emeka Okafor, after the win over Arizona... Had 23 points in the overtime loss at St. John's on February 9, including a stretch in the first half where he scored ten straight Husky points... Had a 21-point effort in the win at Georgetown, including the game-winning three-pointer in the final minute... Was BIG EAST Rookie of the Week on March 3 after scoring 15 points in a pair of wins over

BEN GORDON CAREER STATISTICS

YEAR	GP-GS	MIN	FG-FGA	PCT	3FG-FGA	PCT	FT-FTA	PCT	OFF-DEF	TOT—AVG	PF-FO	A	TO	BLK	ST	PTS/AVG
2001-02	34-2	844/24.8	140-315	.444	62-150	.413	85-117	.726	20-73	93-2.7	80-1	105	81	6	34	427/12.6
BIG EAST	16-1	404/25.3	66-158	.418	26-75	.347	40-56	.714	11-40	51-3.2	43-0	45	44	3	11	198/12.4
2002-03	33-33	1101/33.4	211-476	.443	80-191	.419	143-177	.808	29-109	138-4.2	72-1	156	113	7	38	645/19.5
BIG EAST	16-16	566/35.4	102-220	.464	37-92	.402	74-96	.771	11-59	70-4.4	36-0	92	59	5	19	315/19.7
TOTALS	**67-35**	**1945/29.0**	**351-791**	**.444**	**142-341**	**.416**	**228-294**	**.776**	**49-182**	**231-3.4**	**152-2**	**261**	**194**	**13**	**72**	**1072/16.0**
BIG EAST	**32-17**	**970/30.3**	**168-378**	**.444**	**63-167**	**.377**	**114-152**	**.750**	**22-99**	**121-3.8**	**79-0**	**137**	**103**	**8**	**30**	**513/16.0**

BC and Seton Hall to end the regular season... Was the BIG EAST Rookie of the Week on December 3 after scoring 23 points vs. New Hampshire and adding 19 against George Washington... Received the annual Most Improved Player Award at the team banquet.

High School: Top 40 national recruit… All-State player at Mount Vernon (NY) High School… Two-time Westchester County Mr. Basketball… Two-time Player of the Year by the *Journal News* and two-time tri-state all-star by the *Daily News*… Averaged 24.1 points, 4.9 rebounds, 5.4 assists and 3.6 steals as a senior, shooting 53% from the floor, 39% from three-point range, and 80% at the foul line… Scored 1,756 points during scholastic career, passing six former NBA players (Scooter McCray, Rodney McCray, Gus Williams, Lowes Moore, Earl Tatum, Ray Williams) en route to school record… First four-year varsity player at Mount Vernon since Scooter McCray in the early 1980s… Led team to New York Class A state championship and 28-0 record as a junior and to state Class A semifinals as a senior… Averaged 27.3 points in 15 postseason games over his final two high school seasons… Attended adidas ABCD camp prior to junior and senior seasons… Led 2000 camp in three-point shooting and was selected to senior all-star game…Won dunk contest at The Beach Ball Classic in December of 2000… Represented USA in Albert Schweitzer Games in Germany as a junior…Won prestigious ConEd Westchester Scholar Athlete award as a junior.

Personal Information: Benjamin Gordon… Born April 4, 1983 in London, England… Pre-business administration major… Family moved to United States shortly after his birth.

BEN GORDON CAREER GAME-BY-GAME STATISTICS

				REBOUNDS									
2002-2003	FG-A	3FG-A	FT-A	OF	DE	TOT	PF	TP	A	TO	BLK	S	MIN
Quinnipiac (s)	9-19	1-5	3-3	0	4	4	0	22	4	2	0	3	38
George Washington (s)	5-18	2-6	5-7	1	3	4	2	17	5	2	0	1	37
at Vanderbilt (s)	2-10	0-3	0-0	0	2	2	1	4	1	5	0	0	24
Sacred Heart (s)	8-13	4-7	11-11	1	2	3	1	31	10	2	1	1	26
Wagner (s)	8-16	5-8	8-9	2	3	5	4	29	1	4	0	0	33
Massachusetts (s)	4-9	3-4	7-8	0	2	2	3	18	1	2	0	1	31
UNC Asheville (s)	12-18	5-10	0-0	0	7	7	1	29	9	1	0	1	30
Central Connecticut (s)	9-13	3-3	3-3	0	2	2	0	24	2	6	0	2	27
St. Bonaventure (s)	8-15	4-7	5-5	2	1	3	2	25	7	3	1	2	32
at Oklahoma (s)	5-19	2-7	0-2	0	2	2	5	12	1	3	0	0	31
Miami (s)	6-15	4-9	10-11	1	7	8	2	26	4	2	0	0	41
Virginia Tech (s)	9-13	3-5	3-3	0	4	4	1	24	5	2	2	3	37
at North Carolina (s)	5-19	0-8	0-0	2	5	7	2	10	4	3	0	3	35
at Miami (s)	12-14	4-5	4-6	2	4	6	2	32	4	5	0	4	36
Villanova (s)	3-11	0-3	11-12	1	2	3	1	17	8	2	1	0	35
at St. John's (s)	9-18	1-5	4-5	1	5	6	1	23	6	4	0	0	39
Boston College (s)	6-14	0-4	3-4	0	3	3	4	15	5	3	0	0	37
at Virginia Tech (s)	3-11	0-5	7-8	0	2	2	4	13	4	6	0	3	34
at Providence (s)	6-14	6-8	2-2	1	5	6	2	20	7	5	0	2	34
Syracuse (s)	4-11	1-3	2-2	1	3	4	3	11	4	4	0	1	31
at Villanova (s)	8-19	3-8	6-8	1	4	5	2	25	8	6	1	0	36
Rutgers (s)	7-13	4-7	2-2	0	3	3	2	20	4	3	0	0	31
St. John's (s)	6-10	1-4	5-10	0	7	7	1	18	7	2	1	1	37
at Notre Dame (s)	8-19	2-7	7-10	0	3	3	3	25	8	4	0	2	36
at Pittsburgh (s)	4-13	2-6	4-5	1	4	5	4	14	5	3	0	2	35
Providence (s)	7-14	4-9	3-4	2	3	5	2	21	4	7	0	0	35
at Boston College (s)	4-11	2-4	1-4	0	0	0	2	11	9	1	0	1	32
vs. Seton Hall (s)	7-15	4-5	7-7	2	4	6	2	25	5	4	0	1	33
vs. Syracuse (s)	4-13	0-2	4-6	4	5	9	1	12	5	3	0	1	34
vs. Pittsburgh (s)	5-18	2-8	1-2	2	3	5	4	13	3	5	0	0	34
vs. Brigham Young (s)	4-12	2-5	4-5	0	1	1	3	14	2	4	0	0	33
vs. Stanford (s)	8-14	4-5	9-9	2	3	5	1	29	4	2	0	1	31
vs. Texas (s)	6-15	2-6	2-4	0	1	1	4	16	0	3	0	2	26
				REBOUNDS									
2001-2002	FG-A	3FG-A	FT-A	OF	DE	TOT	PF	TP	A	TO	BLK	S	MIN
Vanderbilt	3-12	0-3	2-2	2	3	5	2	8	2	0	0	1	20
New Hampshire	8-12	2-4	5-9	1	5	6	3	23	5	2	0	2	26
vs. George Wash.	5-12	4-9	5-8	0	4	4	4	19	5	7	0	1	31
vs. Maryland	3-10	3-6	1-2	1	0	1	1	10	2	3	0	2	22
Northeastern	5-6	1-1	0-0	1	3	4	2	11	3	2	0	0	24
at Massachusetts	1-2	1-2	4-6	0	1	1	1	7	0	1	0	0	12
Quinnipiac (s)	6-10	3-4	0-0	1	2	3	2	15	2	0	0	1	27
St. Bonaventure	3-7	0-4	0-0	0	1	1	3	6	2	3	1	2	26
at Virginia Tech	5-10	1-3	3-4	0	2	2	2	14	2	1	0	0	21
Miami	2-8	0-5	2-2	0	1	1	3	6	4	3	0	0	16
Oklahoma	3-8	0-1	1-2	0	2	2	3	7	3	0	1	0	21
Virginia Tech	6-9	4-5	2-2	0	7	7	4	18	2	2	0	0	21
at Villanova	3-7	2-5	1-2	1	2	3	4	9	3	2	0	3	26
at Providence	2-6	1-4	1-2	1	2	3	2	6	3	3	0	0	22
North Carolina	4-7	3-5	6-6	0	1	1	2	17	1	3	0	1	20
St. John's	4-10	0-2	3-4	2	1	3	2	11	4	6	0	1	25
at Arizona	8-14	5-8	2-2	0	2	2	4	23	9	1	0	0	33
at Rutgers	3-9	1-3	0-0	1	3	4	3	7	3	3	0	1	25
at Miami	2-8	1-5	3-4	2	1	3	3	8	2	1	0	0	20
Providence	4-8	1-3	5-6	0	1	1	3	14	5	1	0	1	26
at St. John's	7-20	3-10	6-7	2	2	4	3	23	5	6	1	1	37
Villanova (s)	4-14	2-7	2-4	0	1	1	1	12	0	2	0	0	34
Boston College	2-11	2-6	1-5	0	5	5	4	7	2	3	1	1	28
at Georgetown	8-15	4-8	1-2	1	3	4	2	21	2	5	0	1	27
West Virginia	4-8	1-4	3-4	0	3	3	2	12	3	1	1	0	25
at Boston College	5-6	3-3	2-2	0	3	3	3	15	3	2	0	1	24
Seton Hall	5-9	0-2	5-6	1	3	4	2	15	2	3	0	1	27
vs. Villanova	8-15	4-7	3-4	1	0	1	1	23	4	1	0	1	34
vs. Notre Dame	5-10	3-6	6-6	1	0	1	2	19	6	1	0	3	29
vs. Pittsburgh	4-8	2-3	1-2	1	1	2	5	11	1	2	0	3	22
vs. Hampton	3-6	2-4	2-2	0	1	1	1	10	2	4	0	3	20
vs. NC State	0-4	0-1	0-0	0	1	1	1	0	5	1	1	2	25
vs. So. Illinois	4-7	2-3	2-4	0	5	5	0	12	5	2	0	1	23
vs. Maryland	1-7	1-4	5-6	0	1	1	0	8	3	4	0	0	25

(s)-- denotes game started

EMEKA OKAFOR

Jr., F/C, 6-10, 252
Houston, TX

EMEKA OKAFOR
Top Career and Season Performances

	Career-- All Games		Career-- BIG EAST Regular Season Games		2002-03 Season	
Points	25	Two Times	25	Boston College (3/8/03)	25	Two Times
FG Made	11	Two Times	11	Boston College (3/8/03)	11	Two Times
FG Atts.	16	Notre Dame (2/24/03)	16	Notre Dame (2/24/03)	16	Notre Dame (2/24/03)
3-Pt. FG		n/a		n/a		n/a
3-Pt. FGA		n/a		n/a		n/a
FT	7	Two Times	7	Two Times	7	Rutgers (2/19/03)
FT Att.	10	St. John's (1/23/02)	10	St. John's (1/23/02)	8	Three Times
Off. Reb.	8	Arizona (1/26/02)	6	Providence (3/5/03)	7	Wagner (12/7/02)
Def. Reb.	14	Seton Hall (3/13/03)	11	Villanova (2/15/03)	14	Seton Hall (3/13/03)
Total Reb.	19	Wagner (12/7/02)	16	Villanova (2/15/03)	19	Wagner (12/7/02)
Assists	4	Syracuse (2/10/03)	4	Syracuse (2/10/03)	4	Syracuse (2/10/03)
TO	7	St. Bonaventure (1/2/03)	5	Villanova (2/15/03)	7	St. Bonaventure (1/2/03)
Blocks	9	Four Times	9	Three Times	9	St. John's (2/22/03)
Steals	4	Two Times	4	Providence (2/5/02)	4	Geo. Wash. (11/25/02)
Minutes	47	Pittsburgh (3/9/02)	42	Bos. College (2/16/02)	39	Syracuse (2/10/03)

At Connecticut: National Player of the Year candidate who has started all 67 games in his two seasons, averaging 11.8 points, 10.1 rebounds and 4.4 blocked shots per game... Has 28 career double-doubles... Holds the UConn career record for blocked shots with 294 (4.38/game) and holds the top two single season marks for blocks with 156 (in 2002-03) and 138 (in 2001-02)... His 4.38 career blocked shot average is No. 7 in NCAA history and the best overall average in BIG EAST history... His BIG EAST games blocked shot average of 4.41 is the best in league history, surpassing Patrick Ewing of Georgetown (3.98/game)... Has blocked nine shots in a game four times and eight shots in a game on six occasions in his career... The only player in BIG EAST history to block nine or more shots in three BIG EAST games... His field goal percentage of 58.3% is No. 1 all-time at UConn.

As a Sophomore in 2002-03: Named to the 2003 John R. Wooden Award All-American team... Named to the 2003 Verizon Academic All-American First Team... 2002-03 NABC National Defensive Player of the Year... NABC Third Team All-American... ESPN.com Third Team All-American... *Basketball Times* Third Team All-American... CollegeInsider.com National Defensive Player of the Year... CollegeInsider.com All-American... 2002-03 BIG EAST Defensive Player of the Year and BIG EAST/ Aeropostale Men's Basketball Scholar-Athlete of the Year...Named to the All-BIG EAST First Team... Named to the NABC & USBWA All-District I First Team... Started all 33 games at the center position and averaged 15.9 points, 11.2 rebounds and 4.73 blocked shots per game... Led the nation in blocked shots and is currently No. 7 in the country in rebounding... Led the BIG EAST in rebounds, blocked shots and double-doubles (22)... Scored in double figures 29 times and reached double figures in rebounds 24 times... Averaged 19.7 points, 13.3 rebounds and 4.7 blocks in three NCAA contests and earned a spot on the 2003 NCAA South Region All-Tournament team... Had 21 points, 17 boards and six blocks in NCAA Sweet 16 vs. Texas and was named the CBS Player of the Game... Had 18 points and 15 rebounds vs. Stanford in the NCAA Second Round after scoring 20 points, grabbing eight boards and blocking seven shots in the First Round win over BYU and earning CBS Player of the Game honors... Named to the 2003 ConAgra Foods BIG EAST Championship All-Tournament team after averaging 10.3 points, 11.3 rebounds and 4.0 blocks in the three games... Topped the 15-point mark on 20 occasions during the season and scored 20 or more points eight times... Had 11 points, 18 rebounds and four blocked shots in the BIG EAST quarterfinal win over Seton Hall... Had 25 points, 12 rebounds and six blocks in the regular season finale vs. Boston College... Had 13 points, 12 boards and nine blocks in the win over St. John's on February 22... Had 21 points, 13 boards and seven blocks vs. St. John's on January 27... Had 25 points and 11 rebounds in win at Vanderbilt on December 1, earning BIG EAST Player of the Week honors.

As a Freshman in 2001-2002: Named a First Team Freshman All-American by the *Sporting News*, *Basketball News* and *Basketball Times*... Named to the All-BIG EAST Third Team and a unanimous selection to the BIG EAST All-Rookie Team... Named

EMEKA OKAFOR CAREER STATISTICS

YEAR	GP-GS	MIN	FG-FGA	PCT	3FG-FGA	PCT	FT-FTA	PCT	OFF-DEF	TOT—AVG	PF-FO	A	TO	BLK	ST	PTS/AVG
2001-02	34-34	1021/30.0	105-178	.590	0-0	.000	57-92	.620	90-216	306-9.0	88-2	27	47	138	26	267/7.9
BIG EAST	16-16	492/30.8	41-70	.586	0-0	.000	26-45	.578	34-100	134-8.4	45-2	14	27	70	13	108/6.8
2002-03	33-33	1087/32.9	221-381	.580	0-0	.000	82-137	.599	125-245	370-11.2	98-1	18	75	156	29	524/15.9
BIG EAST	16-16	535/33.4	106-181	.586	0-0	.000	40-65	.615	54-109	163-10.2	50-1	10	32	71	10	252/15.8
TOTALS	**67-67**	**2108/31.5**	**326-559**	**.583**	**0-0**	**.000**	**139-229**	**.607**	**215-461**	**676-10.1**	**186-3**	**45**	**122**	**294**	**55**	**791/11.8**
BIG EAST	**32-32**	**1027/32.1**	**147-251**	**.586**	**0-0**	**.000**	**66-110**	**.600**	**88-209**	**297-9.3**	**95-3**	**24**	**59**	**141**	**23**	**360/11.3**

to the USBWA All-District I First Team and to the NABC All-District I Second Team... Started all 34 games at the center position... Averaged 7.9 points, 9.0 rebounds and 4.1 blocks per game... Led the team in rebounding and blocks... His 138 blocked shots set a UConn single season record, breaking the old mark of 111 set by Donyell Marshall in 1993-94... Led the BIG EAST and was No. 3 in the nation in blocked shots at 4.1 per game... His 9.0 rebounding total was second in the nation among freshmen (45th overall) and is the second highest freshman average in UConn history... He is the first UConn freshman to record 300 or more rebounds... Shot 59.0% from the field, No. 6 on the UConn single season list... Reached double figures in points 11 times, in rebounds 16 times and had seven double-doubles on the season... Named CBS Player of the Game in First Round of the NCAA Tournament vs. Hampton after recording his seventh double-double with 12 points, 15 boards and adding five blocks... Averaged 8.8 points and 8.3 rebounds in the NCAA Tournament... Averaged 7.7 points and 10.0 rebounds in the BIG EAST Tournament... Nearly recorded a triple-double on two occasions... In the win over Boston College on February 16, he totaled nine points, 11 rebounds and nine blocked shots... In the win at Arizona, he totaled 19 points, 15 rebounds and nine blocks, all career-highs... For his performance against Arizona, Andy Katz of ESPN.com listed Okafor as his national player of the week and Dick Vitale of ESPN had Okafor and teammate Ben Gordon as his Diaper Dandies of the Week... He was also the winner of ESPN's weekly poll "Big Man on Campus", which runs throughout the course of the evening during the Big Monday telecasts and was named the *Sporting News* National Player of the Week... Also had nine blocks in the loss at Rutgers... One of only two players in BIG EAST history to block nine or more shots in a league game twice in his career... Also blocked eight shots in a game on three occasions (Northeastern, Oklahoma and West Virginia)... Three-time BIG EAST Rookie of the Week (December 23, January 14 and January 28)... Received the annual Scholar-Athlete Award, Outstanding Defensive Player and Outstanding Rebounder awards at the team banquet.

High School: Top 50 national recruit…Named Most Valuable Player for Team USA at Pittsburgh Hoops Classic All-Star game in April of 2001 after posting rare "triple-double" with 26 points, 12 rebounds, 10 blocked shots in pacing a 121-116 victory…Averaged 22 points, 16 rebounds and six blocked shots per game as a senior for 26-5 Bellaire HS.

Personal Information: Chukwuemeka Noubuisi Okafor…Born September 28, 1982…Finance major... Son of Pius and Celestina Okafor.

EMEKA OKAFOR CAREER GAME-BY-GAME STATISTICS

				REBOUNDS									
2002-2003	FG-A	3FG-A	FT-A	OF	DE	TOT	PF	TP	A	TO	BLK	S	MIN
Quinnipiac (s)	6-12	0-0	4-8	4	8	12	3	16	0	2	3	2	32
George Washington (s)	5-10	0-0	3-8	6	6	12	1	13	1	4	8	4	36
at Vanderbilt (s)	11-15	0-0	3-5	3	8	11	3	25	0	0	3	0	37
Sacred Heart (s)	8-15	0-0	3-4	6	8	14	1	19	1	1	7	0	27
Wagner (s)	10-17	0-0	3-6	7	12	19	3	23	0	2	8	1	36
Massachusetts (s)	1-4	0-0	2-2	3	10	13	3	4	0	2	5	2	31
UNC Asheville (s)	7-11	0-0	5-7	3	7	10	2	19	0	3	4	1	26
Central Connecticut (s)	8-10	0-0	1-1	4	7	11	2	17	1	3	8	1	24
St. Bonaventure (s)	7-14	0-0	4-4	4	10	14	2	18	2	7	5	0	35
at Oklahoma (s)	7-13	0-0	1-5	6	4	10	4	15	0	4	2	1	35
Miami (s)	3-4	0-0	1-4	1	3	4	4	7	0	3	1	1	21
Virginia Tech (s)	9-15	0-0	1-2	4	8	12	4	19	0	4	5	1	34
at North Carolina (s)	6-10	0-0	1-2	2	5	7	4	13	0	2	6	0	35
at Miami (s)	3-5	0-0	1-4	2	3	5	5	7	0	1	0	1	28
Villanova (s)	5-11	0-0	4-5	3	7	10	4	14	1	3	4	1	32
at St. John's (s)	10-14	0-0	1-2	4	9	13	4	21	2	1	7	0	37
Boston College (s)	5-8	0-0	0-0	3	5	8	0	10	0	0	1	0	33
at Virginia Tech (s)	5-10	0-0	2-3	4	4	8	4	12	1	2	6	0	37
at Providence (s)	10-15	0-0	1-1	4	5	9	3	21	0	2	1	0	36
Syracuse (s)	5-9	0-0	5-8	3	9	12	2	15	4	1	6	0	39
at Villanova (s)	8-14	0-0	2-5	5	11	16	3	18	0	5	5	1	37
Rutgers (s)	4-10	0-0	7-7	2	8	10	3	15	0	1	6	2	28
St. John's (s)	4-9	0-0	5-7	3	9	12	2	13	0	3	9	0	36
at Notre Dame (s)	8-16	0-0	3-7	4	6	10	3	19	0	2	6	0	38
at Pittsburgh (s)	6-12	0-0	0-0	3	4	7	3	12	1	0	5	0	29
Providence (s)	10-15	0-0	4-7	6	9	15	4	24	1	2	3	2	38
at Boston College (s)	11-14	0-0	3-3	3	9	12	2	25	0	2	6	1	32
vs. Seton Hall (s)	5-13	0-0	1-6	4	14	18	3	11	1	3	4	2	36
vs. Syracuse (s)	5-7	0-0	2-2	3	6	9	4	12	1	2	5	2	28
vs. Pittsburgh (s)	4-6	0-0	0-1	2	5	7	4	8	1	4	3	1	34
vs. Brigham Young (s)	8-13	0-0	4-5	4	4	8	1	20	0	0	7	1	36
vs. Stanford (s)	9-14	0-0	0-0	6	9	15	4	18	0	2	1	1	29
vs. Texas (s)	8-16	0-0	5-6	4	13	17	4	21	0	2	6	0	35
				REBOUNDS									
2001-2002	FG-A	3FG-A	FT-A	OF	DE	TOT	PF	TP	A	TO	BLK	S	MIN
Vanderbilt (s)	4-7	0-0	3-5	6	6	12	2	11	0	1	1	0	25
New Hampshire (s)	3-3	0-0	1-2	2	4	6	1	7	1	0	5	0	25
vs. George Wash. (s)	1-1	0-0	1-2	0	4	4	2	3	1	0	3	0	21
vs. Maryland (s)	3-6	0-0	2-2	4	8	12	3	8	1	3	2	2	30
Northeastern (s)	2-6	0-0	1-3	2	4	6	1	5	2	0	8	0	23
at Massachusetts (s)	4-7	0-0	5-7	3	8	11	2	13	1	1	6	0	33
Quinnipiac (s)	8-10	0-0	2-2	5	9	14	1	18	3	1	4	0	34
St. Bonaventure (s)	1-5	0-0	0-0	1	7	8	2	2	0	2	0	0	25
at Virginia Tech (s)	3-3	0-0	0-1	4	8	12	4	6	0	4	2	0	25
Miami (s)	1-3	0-0	2-2	0	5	5	3	4	1	1	2	1	23
Oklahoma (s)	4-7	0-0	3-4	5	3	8	1	11	2	0	8	0	37
Virginia Tech (s)	3-3	0-0	5-7	1	3	4	3	11	1	1	3	0	22
at Villanova (s)	2-3	0-0	1-2	2	6	8	2	5	0	1	4	0	22
at Providence (s)	3-4	0-0	2-4	3	9	12	2	8	1	0	3	0	36
North Carolina (s)	2-5	0-0	0-0	4	9	13	3	4	0	1	3	2	26
St. John's (s)	2-6	0-0	7-10	4	6	10	3	11	1	4	0	0	35
at Arizona (s)	9-13	0-0	1-1	8	7	15	3	19	0	1	9	2	39
at Rutgers (s)	1-3	0-0	1-2	1	10	11	2	3	0	2	9	0	36
at Miami (s)	6-8	0-0	0-0	4	5	9	5	12	1	1	4	1	33
Providence (s)	4-6	0-0	0-2	2	5	7	2	8	1	3	5	4	34
at St. John's (s)	2-4	0-0	2-2	3	6	9	5	6	1	2	6	2	27
Villanova (s)	1-6	0-0	0-2	4	2	6	4	2	0	0	5	1	27
Boston College (s)	3-7	0-0	3-6	2	9	11	1	9	1	0	9	0	42
at Georgetown (s)	2-3	0-0	1-2	2	9	11	4	5	1	2	2	1	25
West Virginia (s)	3-5	0-0	0-0	1	5	6	2	6	2	2	8	2	32
at Boston College (s)	1-2	0-0	0-0	0	4	4	1	2	0	3	5	0	38
Seton Hall (s)	4-4	0-0	2-3	1	8	9	2	10	3	1	3	1	35
vs. Villanova (s)	1-2	0-0	4-4	2	8	10	3	6	0	0	2	2	24
vs. Notre Dame (s)	3-7	0-0	1-2	5	5	10	4	7	0	1	3	1	28
vs. Pittsburgh (s)	4-8	0-0	2-4	4	6	10	3	10	0	3	3	1	47
vs. Hampton (s)	6-7	0-0	0-1	3	12	15	2	12	1	2	5	0	32
vs. NC State (s)	3-4	0-0	2-2	0	6	6	2	8	0	2	4	2	35
vs. So. Illinois (s)	4-5	0-0	1-2	2	4	6	4	9	1	2	1	1	22
vs. Maryland (s)	2-5	0-0	2-4	0	6	6	4	6	0	0	1	0	23

(s)-- denotes game started

RASHAD ANDERSON

So., G/F, 6-5, 210
Lakeland, FL

RASHAD ANDERSON
Top Career and Season Performances

	Career-- All Games		Career-- BIG EAST Regular Season Games	
Points	22	Two Times	22	Two Times
FG Made	7	Three Times	7	Two Times
FG Atts.	13	Two Times	13	Two Times
3-Pt. FG	6	Notre Dame (2/24/03)	6	Notre Dame (2/24/03)
3-Pt. FGA	9	Two Times	9	Two Times
FT	6	Virginia Tech (2/5/03)	6	Virginia Tech (2/5/03)
FT Att.	7	Virginia Tech (2/5/03)	7	Virginia Tech (2/5/03)
Off. Reb.	3	Rutgers (2/19/03)	3	Rutgers (2/19/03)
Def. Reb.	5	Notre Dame (2/24/03)	5	Notre Dame (2/24/03)
Total Reb.	5	Two Times	5	Notre Dame (2/24/03)
Assists	4	Providence (3/5/03)	4	Providence (3/5/03)
TO	3	Two Times	2	Four Times
Blocks	1	Five Times	1	Three Times
Steals	2	Three Times	2	Two Times
Minutes	25	Two Times	25	Two Times

As a Freshman in 2002-03: Played in all 33 games, starting the last four contests of the regular season... Fourth on the team in scoring at 8.2 points per game... Second on the team with 55 three-pointers... Scored 21 points in the BIG EAST semifinal win over Syracuse... Had a career-best 22 points, including 6-of-9 shooting from three-point range, at Notre Dame... Scored 13 points in the win over Syracuse... Had a career-best 22 points at Virginia Tech on February 5, making him the ninth player in 17 seasons under Jim Calhoun at UConn to score 20 points off the bench in a game... In the win over Villanova, Anderson had a game-high 18 points in only 15 minutes of play... In the win over Virginia Tech on January 14, Anderson scored seven straight points to key a 20-2 second half run... In the win over St. Bonaventure, it took Anderson only six seconds after checking into the game to fire and hit his first three-pointer, keying a Husky comeback from an early 10-point deficit... In the back-to-back wins over UMass (16 points) and UNC Asheville (13 points), Anderson scored 20 points in 35 total minutes off the bench, hitting on 9-of-17 shots from the field and 7-of-13 from three-point range. He also keyed the comeback in the UMass game, hitting three three-pointers in the crushing 29-2 second half run and knocked down 4-of-6 three's in the win over Asheville.

High School: Top 50 recruit and All-American as a senior... Averaged 22.8 points for his high school career and finished as the second leading scorer in Kathleen history... Averaged 26 points, seven rebounds and five assists as a senior... Averaged 24 points, seven rebounds and four assists as a junior... Team went 106-24 in his four seasons.

Personal Information: Rashad Shaheed Anderson... Liberal arts major... Born November 9, 1983.

RASHAD ANDERSON CAREER GAME-BY-GAME STATISTICS

2002-2003	FG-A	3FG-A	FT-A	REBOUNDS OF	DE	TOT	PF	TP	A	TO	BLK	S	MIN
Quinnipiac	0-2	0-2	1-3	1	0	1	1	1	1	0	0	0	8
George Washington	1-3	1-2	0-0	0	0	0	1	3	1	1	0	0	4
at Vanderbilt	0-2	0-1	0-0	0	0	0	0	0	0	0	0	0	3
Sacred Heart	1-4	0-2	4-4	0	0	0	0	6	0	0	0	0	9
Wagner	0-0	0-0	0-0	0	0	0	0	0	0	0	0	0	1
Massachusetts	5-11	3-7	3-4	0	1	1	2	16	1	0	1	2	20
UNC Asheville	4-6	4-6	1-2	0	0	0	1	13	1	3	0	1	15
Central Connecticut	2-6	1-2	0-0	0	1	1	1	5	2	0	1	0	17
St. Bonaventure	5-9	3-5	0-0	0	1	1	1	13	1	2	0	0	16
at Oklahoma	4-9	2-6	0-0	1	1	2	4	10	1	1	0	0	19
Miami	0-1	0-1	0-0	0	0	0	0	0	0	1	0	0	6
Virginia Tech	3-8	1-5	3-3	0	2	2	2	10	2	1	1	1	14
at North Carolina	2-8	2-6	0-2	0	0	0	3	6	0	1	0	0	16
at Miami	3-8	2-6	0-0	0	2	2	1	8	0	2	0	0	13
Villanova	7-9	4-5	0-0	0	0	0	1	18	0	2	0	0	15
at St. John's	1-6	1-5	0-0	0	3	3	0	3	1	0	0	0	11
Boston College	3-11	1-7	1-1	1	0	1	2	8	0	1	0	0	14
at Virginia Tech	6-13	4-9	6-7	0	0	0	5	22	0	2	0	0	25
at Providence	3-4	3-4	0-0	0	1	1	0	9	1	0	0	2	18
Syracuse	5-9	3-7	0-0	0	0	0	1	13	0	0	0	2	16
at Villanova	3-11	1-4	0-0	2	1	3	3	7	0	1	1	0	18
Rutgers	2-9	0-1	2-2	3	1	4	4	6	3	1	0	0	18
St. John's	1-2	1-2	0-0	0	1	1	1	3	0	1	0	1	10
at Notre Dame	7-13	6-9	2-2	0	5	5	1	22	0	1	0	0	20
at Pittsburgh	3-6	1-3	3-3	0	0	0	0	10	1	1	0	0	18
Providence	3-12	0-6	1-1	1	3	4	0	7	4	1	1	0	25
at Boston College (s)	2-7	2-3	0-0	1	0	1	2	6	0	2	0	0	14
vs. Seton Hall (s)	2-6	1-4	0-0	0	0	0	3	5	1	1	0	0	17
vs. Syracuse (s)	7-11	4-7	3-4	1	0	1	2	21	0	1	1	0	21
vs. Pittsburgh (s)	0-5	0-2	0-0	0	0	0	1	0	0	3	0	0	17
vs. Brigham Young	1-5	1-3	0-0	0	3	3	1	3	0	1	0	0	16
vs. Stanford	4-6	1-2	1-1	0	0	0	1	10	2	0	0	0	13
vs. Texas	3-10	2-6	0-1	1	4	5	2	8	1	1	0	0	22

(s)-- denotes game started

RASHAD ANDERSON CAREER STATISTICS

YEAR	GP-GS	MIN	FG-FGA	PCT	3FG-FGA	PCT	FT-FTA	PCT	OFF-DEF	TOT—AVG	PF-FO	A	TO	BLK	ST	PTS - AVG
2002-03	33-4	489/14.8	93-232	.401	55-140	.393	31-40	.775	12-30	42-1.3	47-1	24	32	6	9	272/8.2
BIG EAST	16-1	255/15.9	52-129	.403	30-77	.390	18-19	.947	8-19	27-1.7	23-1	12	17	3	6	152/9.5

HILTON ARMSTRONG

So., F/C, 6-10, 210
Peekskill, NY

HILTON ARMSTRONG
Top Career and Season Performances

	Career-- All Games		Career-- BIG EAST Regular Season Games	
Points	12	Virginia Tech (1/14/03)	12	Virginia Tech (1/14/03)
FG Made	5	Virginia Tech (1/14/03)	5	Virginia Tech (1/14/03)
FG Atts.	8	Virginia Tech (1/14/03)	8	Virginia Tech (1/14/03)
3-Pt. FG		n/a		n/a
3-Pt. FGA		n/a		n/a
FT	3	Two Times	3	Miami (1/20/03)
FT Att.	4	Three Times	4	Two Times
Off. Reb.	4	North Carolina (1/18/03)	3	Three Times
Def. Reb.	6	Syracuse (2/10/03)	6	Syracuse (2/10/03)
Total Reb.	7	Three Times	7	Three Times
Assists	5	Villanova (1/25/03)	5	Villanova (1/25/03)
TO	4	Two Times	4	Two Times
Blocks	3	Two Times	3	Two Times
Steals	2	Two Times	2	Two Times
Minutes	22	Virginia Tech (1/14/03)	22	Virginia Tech (1/14/03)

As a Freshman in 2002-03: Played in 32 games, starting the last 22... Averaged 2.8 points and 2.8 rebounds... Also blocked 24 shots... Shot 54.5% from the field... Had a career-best 12 points, seven boards and three blocks in his first career start, vs. Virginia Tech on January 14... Had a career-best five assists in the win over Villanova on January 25.

High School: Top 100 national recruit... Averaged 14.1 points, 12.8 rebounds, 4.6 blocked shots and 2.1 assists for Peekskill HS... Scored nine points and grabbed seven rebounds for New York team in Wendy's Classic... Selected All-State, First Team All-Section and First Team All-Westchester County by the *Journal News*... Helped lead Peekskill to NY State Class B Championship game, earning All-Tournament honors after scoring 11 points and grabbing 14 rebounds in title game loss... Attended same HS as former National College Player of the Year and current NBA All-Star Elton Brand.

Personal Information: Hilton Armstrong Jr.... Liberal arts major... Born November 23, 1984... Father Hilton Sr. played at Mount Vernon HS, the same high school that produced current Husky guard Ben Gordon.

HILTON ARMSTRONG CAREER GAME-BY-GAME STATISTICS

2002-2003	FG-A	3FG-A	FT-A	REBOUNDS OF	DE	TOT	PF	TP	A	TO	BLK	S	MIN
Quinnipiac	2-3	0-0	0-1	2	3	5	2	4	0	1	0	0	8
George Washington	0-5	0-0	1-2	2	1	3	2	1	1	1	1	0	9
at Vanderbilt	1-1	0-0	0-0	1	0	1	1	2	1	0	0	1	6
Sacred Heart	4-4	0-0	0-1	1	1	2	2	8	0	2	0	0	9
Wagner	0-0	0-0	0-0	0	0	0	1	0	1	2	0	0	7
Massachusetts	0-0	0-0	0-0	0	0	0	1	0	0	0	0	0	4
UNC Asheville	2-2	0-0	0-2	0	2	2	4	4	0	0	1	1	10
Central Connecticut	DID NOT PLAY												
St. Bonaventure	4-5	0-0	1-3	2	4	6	1	9	0	1	1	0	11
at Oklahoma	0-1	0-0	0-1	1	3	4	0	0	2	0	0	0	15
Miami	1-2	0-0	1-2	1	3	4	3	3	2	1	0	0	15
Virginia Tech (s)	5-8	0-0	2-3	2	5	7	2	12	2	3	3	2	22
at North Carolina (s)	2-3	0-0	3-4	4	2	6	3	7	1	1	2	0	21
at Miami (s)	0-0	0-0	3-4	3	4	7	4	3	1	0	2	2	21
Villanova (s)	1-3	0-0	0-0	0	4	4	3	2	5	2	2	0	19
at St. John's (s)	1-4	0-0	0-0	1	5	6	3	2	1	4	3	0	17
Boston College (s)	0-3	0-0	2-4	3	1	4	1	2	1	1	2	0	14
at Virginia Tech (s)	0-1	0-0	0-0	1	0	1	2	0	0	0	0	0	4
at Providence (s)	1-1	0-0	1-2	2	1	3	4	3	1	0	1	0	13
Syracuse (s)	3-3	0-0	2-2	1	6	7	5	8	0	4	1	0	19
at Villanova (s)	2-3	0-0	0-0	1	4	5	4	4	0	0	0	0	13
Rutgers (s)	0-2	0-0	0-0	3	0	3	2	0	0	0	1	0	9
St. John's (s)	1-1	0-0	0-0	0	1	1	1	2	0	0	1	1	9
at Notre Dame (s)	0-2	0-0	0-0	2	1	3	3	0	1	0	1	0	14
at Pittsburgh (s)	2-2	0-0	0-0	0	0	0	0	4	0	2	0	1	9
Providence (s)	0-1	0-0	0-0	0	2	2	0	0	0	1	1	0	7
at Boston College (s)	2-3	0-0	0-0	0	0	0	1	4	0	0	0	0	10
vs. Seton Hall (s)	1-2	0-0	0-1	0	2	2	1	2	1	1	0	0	11
vs. Syracuse (s)	0-0	0-0	0-0	0	0	0	2	0	0	0	0	0	2
vs. Pittsburgh (s)	1-1	0-0	0-0	0	0	0	0	2	1	1	0	0	8
vs. Brigham Young (s)	0-0	0-0	0-0	0	1	1	1	0	0	1	1	0	4
vs. Stanford (s)	0-0	0-0	0-0	0	0	0	2	0	0	0	0	0	3
vs. Texas (s)	0-0	0-0	0-0	1	0	1	0	0	0	1	0	0	3

(s)-- denotes game started

HILTON ARMSTRONG CAREER STATISTICS

YEAR	GP-GS	MIN	FG-FGA	PCT	3FG-FGA	PCT	FT-FTA	PCT	OFF-DEF	TOT—AVG	PF-FO	A	TO	BLK	ST	PTS - AVG
2002-03	32-22	346/10.8	36-66	.545	0-0	.000	16-32	.500	34-56	90-2.8	61-1	22	30	24	8	88/2.8
BIG EAST	16-15	215/13.4	19-39	.487	0-0	.000	11-17	.647	20-37	57-3.6	38-1	14	18	18	6	49/3.1

DENHAM BROWN

So., F, 6-5, 205
Toronto, Canada

DENHAM BROWN
Top Career and Season Performances

	Career-- All Games		Career-- BIG EAST Regular Season Games	
Points	18	Miami (1/11/03)	18	Miami (1/11/03)
FG Made	7	UNC Asheville (12/21/02)	6	Two Times
FG Atts.	12	Two Times	12	Two Times
3-Pt. FG	3	Three Times	3	Rutgers (2/19/03)
3-Pt. FGA	5	Two Times	4	Three Times
FT	6	Miami (1/11/03)	6	Miami (1/11/03)
FT Att.	6	Miami (1/11/03)	6	Miami (1/11/03)
Off. Reb.	5	Two Times	5	Two Times
Def. Reb.	5	Two Times	5	Two Times
Total Reb.	9	Providence (2/8/03)	9	Providence (2/8/03)
Assists	4	Boston College (2/1/03)	4	Boston College (2/1/03)
TO	4	Miami (1/11/03)	4	Miami (1/11/03)
Blocks	1	Four Times	1	Four Times
Steals	3	UNC Asheville (12/21/02)	2	Miami (1/20/03)
Minutes	35	Rutgers (2/19/03)	35	Rutgers (2/19/03)

As a Freshman in 2002-03: Played in all 33 games, starting 28... Fifth on the team in scoring at 7.7 points per game... Averaged 3.4 rebounds per contest... Reached double figures on 11 occasions... Had a career-high 18 points in the win over Miami on January 11... Had 15 points in the win over Rutgers... Shot 41.7% from three-point range.

High School: Averaged 30 points and six rebounds per game as a junior at Bathurst Heights HS in Toronto, leading the squad to the semifinals of the provincial championships... Transferred to West Hill Collegiate for his senior season after Bathurst Heights closed... Achieved national acclaim when he scored 111 points in a single contest.

Personal Information: Denham Brown... Liberal arts major... Born January 6, 1983.

DENHAM BROWN CAREER GAME-BY-GAME STATISTICS

2002-2003	FG-A	3FG-A	FT-A	REBOUNDS OF	DE	TOT	PF	TP	A	TO	BLK	S	MIN
Quinnipiac (s)	2-6	2-2	0-0	0	2	2	0	6	0	0	0	0	14
George Washington (s)	2-7	0-3	0-0	1	3	4	2	4	1	2	0	2	20
at Vanderbilt (s)	5-8	3-5	0-0	0	2	2	3	13	2	1	0	0	23
Sacred Heart (s)	4-8	1-3	1-2	0	3	3	0	10	3	0	0	1	28
Wagner (s)	4-9	0-2	1-2	3	4	7	2	9	0	2	0	1	17
Massachusetts (s)	3-8	2-5	3-4	1	1	2	0	11	0	0	0	0	19
UNC Asheville (s)	7-9	1-1	0-0	2	4	6	0	15	3	2	0	3	23
Central Connecticut (s)	1-5	0-2	0-0	0	2	2	1	2	2	1	0	0	22
St. Bonaventure (s)	4-7	3-4	1-2	0	3	3	1	12	1	2	0	1	25
at Oklahoma (s)	2-2	0-0	0-0	1	2	3	1	4	0	1	0	0	18
Miami (s)	5-6	2-2	6-6	1	1	2	1	18	1	4	1	1	25
Virginia Tech (s)	1-7	0-1	0-0	2	3	5	3	2	3	1	0	0	19
at North Carolina (s)	3-5	2-3	2-2	0	3	3	3	10	2	2	0	2	23
at Miami	1-5	0-2	0-3	1	2	3	1	2	0	3	0	2	21
Villanova (s)	6-12	2-2	0-0	5	2	7	0	14	1	0	0	1	23
at St. John's (s)	4-4	1-1	0-0	2	5	7	0	9	1	3	0	0	32
Boston College (s)	1-4	0-2	1-2	0	3	3	1	3	4	1	0	1	15
at Virginia Tech (s)	1-5	0-2	0-0	0	1	1	1	2	0	3	0	0	12
at Providence (s)	2-9	2-4	0-0	5	4	9	1	6	1	3	0	0	26
Syracuse (s)	3-8	1-2	3-4	0	1	1	3	10	3	2	0	1	26
at Villanova (s)	3-8	0-0	0-0	1	1	2	2	6	1	2	1	0	26
Rutgers (s)	6-12	3-4	0-1	2	5	7	1	15	0	3	0	1	35
St. John's (s)	4-8	1-4	1-2	1	1	2	2	10	2	2	0	1	27
at Notre Dame (s)	4-6	1-2	0-0	0	2	2	3	9	0	2	1	0	20
at Pittsburgh (s)	1-3	0-1	0-0	0	2	2	0	2	1	2	0	0	13
Providence (s)	2-7	0-2	1-1	0	3	3	1	5	1	1	0	0	18
at Boston College	3-6	0-1	0-0	2	2	4	0	6	0	0	1	0	25
vs. Seton Hall	2-5	0-2	0-1	0	3	3	2	4	0	1	0	1	14
vs. Syracuse	2-6	1-2	2-4	0	0	0	3	7	0	2	0	0	17
vs. Pittsburgh	3-5	1-2	1-1	2	1	3	5	8	0	2	1	2	19
vs. Brigham Young (s)	3-6	1-4	0-0	1	2	3	3	7	0	0	0	0	20
vs. Stanford (s)	2-9	0-0	1-2	1	2	3	0	5	1	0	0	0	27
vs. Texas (s)	4-6	0-0	0-2	1	2	3	3	8	2	1	0	2	20

(s)-- denotes game started

DENHAM BROWN CAREER STATISTICS

YEAR	GP-GS	MIN	FG-FGA	PCT	3FG-FGA	PCT	FT-FTA	PCT	OFF-DEF	TOT—AVG	PF-FO	A	TO	BLK	ST	PTS - AVG
2002-03	33-28	712/21.6	100-221	.452	30-72	.417	24-41	.585	35-77	112-3.4	49-1	36	51	5	23	254/7.7
BIG EAST	16-14	363/22.7	47-110	.427	13-32	.406	12-19	.632	22-38	60-3.8	20-0	19	32	4	8	119/7.4

MARCUS WHITE

So., F, 6-8, 215
Chicago, IL

MARCUS WHITE
Top Career and Season Performances

	Career-- All Games		Career-- BIG EAST Regular Season Games	
Points	9	Two Times	9	St. John's (2/22/03)
FG Made	3	Syracuse (3/14/03)	2	Seven Times
FG Atts.	8	Syracuse (3/14/03)	5	Five Times
3-Pt. FG		n/a		n/a
3-Pt. FGA		n/a		n/a
FT	7	Virginia Tech (2/5/03)	7	Virginia Tech (2/5/03)
FT Att.	8	Three Times	8	Two Times
Off. Reb.	8	Syracuse (3/14/03)	6	Two Times
Def. Reb.	8	Notre Dame (2/24/03)	8	Notre Dame (2/24/03)
Total Reb.	14	Two Times	14	Notre Dame (2/24/03)
Assists	3	Providence (3/5/03)	3	Providence (3/5/03)
TO	2	Six Times	2	Four Times
Blocks	3	Pittsburgh (3/15/03)	2	Three Times
Steals	2	Providence (3/5/03)	2	Providence (3/5/03)
Minutes	31	Syracuse (3/14/03)	28	Pittsburgh (3/2/03)

As a Freshman in 2002-03: Played in 23 games off the bench... Second on the squad in rebounding at 5.6 per game and averaged 4.1 points... Grabbed double figure rebounds on four occasions, including a career-best 14 boards in the BIG EAST semifinal win over Syracuse and in the win at Notre Dame... Had eight points and nine rebounds in the NCAA First Round win over BYU... Had a nine-point, nine-rebound performance vs. St. John's... Had five points and ten boards in a career-best 27 minutes at Villanova... In the win over Syracuse, White scored seven points and grabbed eight rebounds, four on the offensive glass... Grabbed 11 rebounds in only 13 minutes and scored seven points, all from the free throw line, in the game at Virginia Tech on February 5.

High School: Top 100 recruit who averaged 25.8 points and 15.7 rebounds as a senior... Two-time All-State performer at Whitney Young HS in Chicago... Earned All-City honors three times... Had 13 points and ten rebounds in the EA Sports Roundball Classic in March.

Personal Information: Marcus White... Liberal arts major... Born September 27, 1983.

MARCUS WHITE CAREER GAME-BY-GAME STATISTICS

2002-2003	FG-A	3FG-A	FT-A	REBOUNDS OF	DE	TOT	PF	TP	A	TO	BLK	S	MIN
Quinnipiac	DID NOT PLAY												
George Washington	DID NOT PLAY												
at Vanderbilt	DID NOT PLAY												
Sacred Heart	DID NOT PLAY												
Wagner	DID NOT PLAY												
Massachusetts	DID NOT PLAY												
UNC Asheville	2-2	0-0	2-2	0	2	2	1	6	1	1	1	1	9
Central Connecticut	2-2	0-0	0-0	1	0	1	5	4	1	1	1	1	13
St. Bonaventure	0-1	0-0	0-0	0	1	1	0	0	0	0	0	0	1
at Oklahoma	DID NOT PLAY												
Miami	0-0	0-0	2-2	0	0	0	1	2	0	0	1	0	3
Virginia Tech	0-0	0-0	0-0	0	0	0	0	0	0	0	0	0	1
at North Carolina	1-1	0-0	0-0	0	1	1	3	2	0	0	0	0	6
at Miami	DID NOT PLAY												
Villanova	DID NOT PLAY												
at St. John's	DID NOT PLAY												
Boston College	0-0	0-0	0-0	0	2	2	0	0	0	0	0	0	2
at Virginia Tech	0-4	0-0	7-8	6	5	11	0	7	0	0	2	0	13
at Providence	1-4	0-0	1-1	1	3	4	4	3	1	0	0	1	16
Syracuse	2-5	0-0	3-8	4	4	8	2	7	0	0	0	0	20
at Villanova	2-3	0-0	1-2	3	7	10	3	5	1	2	2	0	27
Rutgers	2-5	0-0	0-0	4	3	7	2	4	0	2	1	0	19
St. John's	2-5	0-0	5-5	5	4	9	2	9	0	1	2	0	25
at Notre Dame	2-5	0-0	0-0	6	8	14	3	4	0	2	0	1	24
at Pittsburgh	2-3	0-0	0-0	3	1	4	2	4	1	2	0	1	28
Providence	2-5	0-0	4-6	3	4	7	3	8	3	0	0	2	25
at Boston College	1-3	0-0	0-1	1	6	7	1	2	1	0	0	1	20
vs. Seton Hall	0-5	0-0	0-0	3	1	4	1	0	0	0	0	0	10
vs. Syracuse	3-8	0-0	3-8	8	6	14	3	9	0	1	0	0	31
vs. Pittsburgh	1-1	0-0	1-2	1	3	4	2	3	0	2	3	0	24
vs. Brigham Young	1-3	0-0	6-7	2	7	9	2	8	0	2	0	1	28
vs. Stanford	1-5	0-0	2-2	3	2	5	1	4	0	0	0	0	25
vs. Texas	1-4	0-0	2-4	1	3	4	2	4	1	0	1	1	22

(s)-- denotes game started

MARCUS WHITE CAREER STATISTICS

YEAR	GP-GS	MIN	FG-FGA	PCT	3FG-FGA	PCT	FT-FTA	PCT	OFF-DEF	TOT—AVG	PF-FO	A	TO	BLK	ST	PTS - AVG
2002-03	23-0	392/17.0	28-74	.378	0-0	.000	39-58	.672	55-73	128-5.6	43-1	10	16	14	10	95/4.1
BIG EAST	13-0	223/17.2	16-42	.381	0-0	.000	23-33	.697	36-47	83-6.4	23-0	7	9	8	6	55/4.2

RYAN SWALLER
Sr., F, 6-5, 208
Milford, CT

RYAN SWALLER-- Top Career and Season Performances

	Career-- All Games		Career-- BIG EAST Regular Season Games	
Points	4	UNC Asheville (12/21/02)		
FG Made	1	UNC Asheville (12/21/02)		
FG Atts.	3	UNC Asheville (12/21/02)		
3-Pt. FG		n/a		
3-Pt. FGA		n/a		
FT	2	UNC Asheville (12/21/02)		
FT Att.	2	Two Times		
Off. Reb.	2	Two Times		
Def. Reb.	1	Sacred Heart (12/3/02)		
Total Reb.	3	Sacred Heart (12/3/02)		
Assists	1	Sacred Heart (12/3/02)		
TO	1	St. Bonaventure (1/2/03)		
Blocks		n/a		
Steals		n/a		
Minutes	2	Central Conn. (12/28/02)	1	Two Times

As a Junior in 2002-03: Second-year walk-on who played in seven games, vs. Sacred Heart, UNC Asheville, Central Connecticut, St. Bonaventure, Virginia Tech, Boston College and Seton Hall... Scored four points vs. UNC Asheville on December 21.

As a Sophomore in 2001-02: Joined the team as a walk-on and served as primarily a practice player... Dressed for several games, but did not see any game action.

High School: Attended Foran High School in Milford, CT... Two-year letterwinner in basketball... Averaged 15 points and ten rebounds and served as team captain as a senior... Also a four-year letterwinner in soccer, serving as team captain his senior season.

Personal Information: Ryan Donald Swaller... Born August 5, 1981... Communication Sciences major.

JUSTIN EVANOVICH
Sr., G, 6-3, 195
Ann Arbor, MI

JUSTIN EVANOVICH-- Top Career and Season Performances

	Career-- All Games		Career-- BIG EAST Regular Season Games	
Points	2	UNC Asheville (12/21/02)		
FG Made	1	UNC Asheville (12/21/02)		
FG Atts.	1	Two Times		
3-Pt. FG		n/a		
3-Pt. FGA		n/a		
FT		n/a		
FT Att.		n/a		
Off. Reb.	3	Sacred Heart (12/3/02)		
Def. Reb.	2	Central Conn. (12/28/02)		
Total Reb.	3	Sacred Heart (12/3/02)		
Assists		n/a		
TO		n/a		
Blocks	1	UNC Asheville (12/21/02)		
Steals		n/a		
Minutes	2	UNC Asheville (12/21/02)	1	Boston College (3/8/03)

As a Junior in 2002-03: First-year walk-on who appeared in six games, vs. Sacred Heart, UNC Asheville, Central Connecticut, St. Bonaventure, Boston College and Seton Hall.

High School: Three-year letterwinner in basketball at E.O. Smith High School in Mansfield, CT for head coach Ron Pires.

Personal Information: Justin Miles Evanovich... Born February 21, 1982... Sociology major.

ED NELSON

Jr., F, 6-8, 250
Fort Lauderdale, FL

ED NELSON
Top Career Performances

	Career-- All Games	
Points	22	Duke (2/26/03)
FG Made	9	Duke (2/26/03)
FG Atts.	18	Minnesota (12/4/02)
3-Pt. FG		n/a
3-Pt. FGA	1	Eight Times
FT	6	Two Times
FT Att.	10	Maryland (1/13/02)
Off. Reb.	7	Florida A&M (11/16/01)
Def. Reb.	10	Maryland (2/9/03)
Total Reb.	14	Two Times
Assists	5	IUPUI (12/29/01)
TO	6	Syracuse (12/21/02)
Blocks	4	Troy State (12/17/02)
Steals	3	Two Times
Minutes	34	Four Times

At Connecticut: Transferred to Connecticut in the summer of 2003 after attending Georgia Tech for his first two years of college... Will sit out the 2003-04 season under NCAA transfer rules and have two seasons of athletic eligibility remaining beginning in the 2004-05 season at UConn.

At Georgia Tech: Appeared in 62 games in two seasons, averaging 8.3 points and 6.7 rebounds... Was the 2001-02 ACC Rookie of the Year.

As a Sophomore at Georgia Tech in 2002-03: Played in 31 games, averaging 8.1 points and 6.5 rebounds... Averaged 13 points, and 7.3 rebounds against Duke, North Carolina, Virginia and Clemson to finish the regular season... Scored 22 points vs. Duke (2/26) on 9-of-16 from the field and grabbed 9 rebounds in the best game of his career... Ranked eighth in the ACC in rebounding with 6.5 per game... Had five double figure rebounding games total, including a season-high 13 vs. North Carolina (1/29) and 12 against Maryland (2/9)... Had 11 boards against Wake Forest (1/19) and Arkansas-Pine Bluff (11/27), also grabbed 10 vs. Elon (1/22)... Recorded 10 double-figure scoring games... Came off the bench to score 17 points against Minnesota on Dec. 4, hitting 8-of-18 field goal attempts, and snared eight rebounds, five on the offensive end.

As a Freshman at Georgia Tech in 2001-02: Named ACC Rookie of the Year and made the ACC All-Freshmen team...Started 28 of Tech's 31 games... Led ACC freshmen in rebound average (6.9) in all games and ranked 10th overall...Also ranked fourth among ACC rookies in scoring average (8.5)... Scored 17 points on Feb. 9 to lead Tech against Duke, earning him ACC Rookie of the Week honors... Notched a season-high 18 points on 6-of-9 from the field and 6-of-10 FT in the first meeting between Tech and Maryland... Posted his second double-double of the year with 13 points and 10 rebounds against NC State (Feb. 20)... Poured in 17 points at Florida State on 8-of-10 shooting.

High School: Named Florida Player of the Year by *USA Today*... Averaged 26 points and 11 rebounds as a senior and led St. Thomas Aquinas to the Class 5A state title with a 29-3 record... Named Florida Player of the Year for Class 6A-5A-4A by the *Fort Lauderdale Sun-Sentinel*... Most Valuable Player of the state tournament, including 29 points and 10 rebounds in the semifinal game... First-team All-County by the *Miami Herald.*

Personal Information: Edward Richard Nelson...Born March 18, 1982...Management major.

ED NELSON CAREER STATISTICS

YEAR	GP-GS	MIN	FG-FGA	PCT	3FG-FGA	PCT	FT-FTA	PCT	OFF-DEF	TOT—AVG	PF-FO	A	TO	BLK	ST	PTS/AVG
2001-02	31-28	791	101-202	.500	0-0	.000	60-106	.566	79-136	215-6.9	89-2	19	55	14	19	262/8.5
ACC	16-16	438	64-118	.542	0-0	.000	39-60	.650	35-70	105-6.6	48-2	9	25	9	12	167/10.4
2002-03	31-12	784	95-237	.401	0-8	.000	62-88	.705	63-140	203-6.5	80-1	24	51	19	33	252/8.1
ACC	16-7	444	52-121	.430	0-3	.000	27-34	.794	34-78	112-7.0	46-1	14	24	12	15	131/8.2
TOTALS	**62-40**	**1575**	**196-439**	**.446**	**0-8**	**.000**	**122-194**	**.629**	**142-276**	**418-6.7**	**169-3**	**43**	**106**	**33**	**52**	**514/8.3**
ACC	**32-23**	**882**	**116-239**	**.485**	**0-3**	**.000**	**66-94**	**.702**	**69-148**	**217-6.8**	**94-3**	**23**	**49**	**21**	**27**	**298/9.3**

#21, JOSH BOONE, Fr., 6-10, 230, F/C
Mt. Airy, MD/West Nottingham Academy (MD)

Attended prep school at West Nottingham Academy in Colora, MD... Averaged 28 points, 16 rebounds and 9.7 blocks per game at West Nottingham... Graduated from South Carroll High School in Winfield, MD in 2002 with a 3.6 grade-point average and scored 1,200 on his SAT's... His team finished 20-6 as a senior and advanced to the state semifinals... Josh averaged 20 points, 14.4 rebounds and seven blocked shots per game as a senior at South Carroll... Named the Carroll County Player of the Year and First Team All-Metro as a senior... A second team All-Metro pick as a junior.
Personal Information: O. Joshua Boone... Born November 21, 1984.

#13, RYAN THOMPSON, Jr., 6-6, 215, F
Gold Coast, Australia/Western Nebraska C.C.

Competed two seasons at WNCC in Scottbluff, Nebraska, averaging 13.2 points, 4.4 rebounds and 2.1 assists as a sophomore in 2002-03... Team finished 29-7 and he played in all 36 games, starting 33... Shot 46.3% from the field, 63% from the free throw line and 38% from three-point range (70-184)... Had nine games with 20 or more points, including a career-high 28 vs. NE Nebraska... Played in ten games as a freshman, averaging 13.5 points, 4.8 rebounds and 2.4 assists... Attended Lake Ginnidera High School in Canberra Act., Australia.
Personal Information: Ryan E. Thompson... Born September 6, 1982.

#3, CHARLIE VILLANUEVA, Fr., 6-10, 220, F
Brooklyn, NY/Blair Academy (NJ)

Prep/High School: Among the top prep stars in the nation, earning consensus All-American honors as a senior at Blair Academy... Participated in the McDonald's All-American game and the EA Sports Roundball Classic... Named USA Today All-USA Second Team... Among the ten finalists for the Naismith Prep Player of the Year Award... New Jersey State Co-Player of the Year... Three-time All-State selection... Has earned 15 different all-tournament and tournament MVP honors during summer competition... Entered the NBA Draft, but withdrew at the June 19 deadline... Averaged 19 points, 10 rebounds, 4 blocks, 3 assists and 3 steals in helping Blair go 25-4 and finish as state runner-up for the second straight year as a senior... Blair won the Mid-Atlantic Prep League title in all three of his seasons.
Personal Information: Charlie Alexander Villanueva... Born August 24, 1984.

#5, MARCUS WILLIAMS, Fr., 6-2, 190, G
Los Angeles, CA/Oak Hill Academy (VA)

Attended Oak Hill Academy in Virginia for his senior year (2002-03)... Transferred from Crenshaw High School in Los Angeles, CA where he attended 9th through 11th grade.... Averaged 12 points and 11 assists for Oak Hill, setting a single game record with 24 assists... Averaged 26 points and 10 assists as a junior for Crenshaw, earning All-City and All-State recognition.
Personal Information: Marcus Darell Williams... Born December 3, 1985.

2002-03 Connecticut Huskies

(23-10, 10-6 in the BIG EAST)
No. 11 in Final ESPN/USA Today Top 25
No. 23 in Final Associated Press Top 25
NCAA Sweet 16
BIG EAST East Division
Regular Season Co-Champions

Date		Opponent	TV	Site	Time
NOVEMBER					
Mon.	4	#Louisiana Futures	-	Storrs, CT	W, 132-74
Sat.	16	#Harlem Globetrotters	-	Hartford, CT	W, 80-65
Sat.	**23**	**Quinnipiac**	**TV-20**	**Storrs, CT**	**W, 91-72**
Mon.	**25**	**George Washington**	**-**	**Hartford, CT**	**W, 67-55**
DECEMBER					
Sun.	1	at Vanderbilt	TV-20	Nashville, TN	W, 76-70
Tue.	**3**	**Sacred Heart**	**-**	**Storrs, CT**	**W, 116-78**
Sat.	**7**	**Wagner**	**TV-20**	**Storrs, CT**	**W, 97-85**
Tue.	**10**	**Massachusetts**	**TV-20**	**Hartford, CT**	**W, 59-48**
Sat.	**21**	**UNC Asheville**	**TV-20**	**Hartford, CT**	**W, 117-67**
Sat.	**28**	**Central Connecticut**	**TV-20**	**Hartford, CT**	**W, 93-65**
JANUARY					
Thu.	**2**	**St. Bonaventure**	**-**	**Hartford, CT**	**W, 95-78**
Tue.	7	at Oklahoma	espn2	Norman, OK	L, 73-63
Sat.	**11**	***Miami**	**TV-20**	**Storrs, CT**	**W, 83-80 ot**
Tue.	**14**	***Virginia Tech**	**TV-20**	**Hartford, CT**	**W, 83-65**
Sat.	18	at North Carolina	ESPN	Chapel Hill, NC	L, 68-65
Mon.	20	*at Miami	ESPN	Coral Gables, FL	L, 77-76
Sat.	**25**	***Villanova**	**TV-20**	**Hartford, CT**	**W, 74-65**
Mon.	27	*at St. John's	ESPN	New York, NY	W, 74-68
FEBRUARY					
Sat.	**1**	***Boston College**	**TV-20**	**Storrs, CT**	**L, 95-71**
Wed.	5	*at Virginia Tech	TV-20	Blacksburg, VA	L, 95-74
Sat.	8	*at Providence	ESPN	Providence, RI	W, 84-68
Mon.	**10**	***Syracuse**	**ESPN**	**Hartford, CT**	**W, 75-61**
Sat.	15	*at Villanova	TV-20	Philadelphia, PA	L, 79-70
Wed.	**19**	***Rutgers**	**TV-20**	**Hartford, CT**	**W, 87-70**
Sat.	**22**	***St. John's**	**CBS**	**Storrs, CT**	**W, 77-69**
Mon.	24	*at Notre Dame	ESPN	South Bend, IN	W, 87-79
MARCH					
Sun.	2	*at Pittsburgh	CBS	Pittsburgh, PA	L, 71-67
Wed.	**5**	***Providence**	**TV-20**	**Storrs, CT**	**L, 76-70**
Sat.	8	*at Boston College	ESPN	Chestnut Hill, MA	W, 91-54
		2003 BIG EAST Championship			
		Madison Square Garden, New York, NY			
Thurs.	13	#4W Seton Hall	ESPN		W, 83-70
Fri.	14	#1W Syracuse	ESPN		W, 80-67
Sat.	15	#2W Pittsburgh	ESPN		L, 74-56
		2003 NCAA Championship First and Second Round			
		Spokane Arena, Spokane, WA			
Thurs.	20	#12 Brigham Young	CBS		W, 58-53
Sat.	22	#4 Stanford	CBS		W, 85-74
		2003 NCAA Championship South Regional			
		Alamodome, San Antonio, Texas			
Fri.	28	#1 Texas	CBS		L, 82-78

All Times Eastern
***-- BIG EAST opponent**
#-- Exhibition Game

The University of Connecticut men's basketball team started the 2002-03 season as a young and talented group looking to defend a BIG EAST Championship and make a return trip to the NCAA Tournament.

When the season came to a close, several things had become clear to Husky fans and opponents alike. These Huskies were young. In fact, the youngest in Jim Calhoun's tenure at Connecticut. These Huskies were also talented. A total of 23 wins and a No. 11 final national ranking would serve as evidence of that. They did defend that BIG EAST title, earning a piece of the program's eighth regular season championship in the past 14 years. The return trip to the NCAA Tournament featured the ninth trip to the Sweet 16 in 14 years.

Ultimately, for Jim Calhoun and the Huskies, it was another successful season, one that solidified Connecticut's place among the elite college basketball programs in the country for many years to come.

The Huskies finished the year with a 23-10 overall record, marking the 13th time in 17 seasons under Jim Calhoun and the sixth consecutive season that UConn has reached the 20-win plateau, the longest such streak in school history. The Huskies finished the year ranked No. 11 nationally in the ESPN/USA Today Coaches Poll and No. 23 in the Associated Press Final Rankings. With a 10-6 league record, UConn tied Boston College for the BIG EAST Division Regular Season title, the eighth BIG EAST Regular Season Championship in the past 14 seasons. UConn also advanced to the BIG EAST Tournament Championship game for the seventh time in the past nine years, falling to Pittsburgh in the title game. The Huskies returned to the NCAA Tournament for the 11th time under Coach Calhoun and the program earned its 16th consecutive national postseason appearance (11 NCAA, 5 NIT), one of only five schools in the country able to make that claim. UConn also advanced to the NCAA Sweet 16 for the ninth time in the past 14 seasons.

Head Coach Jim Calhoun completed his 17th season at Connecticut and improved his career record to 647-296 in 31 years as a collegiate head coach. Calhoun is 399-159 at UConn and is the winningest coach in UConn and New England history. His 647 career coaching wins are good for No. 8 among active coaches.

The Huskies began the season with a national ranking among the top 15 teams and were the coaches' choice in the East Division of the BIG EAST Conference. The early season schedule provided glimpses of that promise, but also some warning signs of the always tough road toward February and March.

UConn opened the season with a pair of wins over a three-day span, beating Quinnipiac in the opener and defeating George Washington and former Husky player and assistant coach Karl Hobbs two days later. Game three was also the first road test of the season, a trip to Memorial Gymnasium and a matchup with the Commodores of Vanderbilt. Vandy has always been a tough stop on the SEC schedule and this season would be no different. In the end though, it was too much Emeka Okafor, who poured in a career-high 25 points to lead UConn to the win.

A pair of home wins over Sacred Heart and Wagner sent the Huskies into the top ten as the annual match-up with Massachusetts loomed. The contest turned out to be a memorable one for Husky fans, although for the first 22 minutes it was purely forgettable. Connecticut shot 15.4% in the first half and trailed by an unthinkable margin of 30-9 at the break. Things actually got worse from there, as the Minutemen scored the first two buckets of the second half and led 34-9 with 18:37 to go. To say that things went all UConn's way from there is putting it mildly. The Huskies exploded with a 29-2 run to take the lead. Included in that burst was a 22-0 stretch and seven three-pointers, three by Rashad Anderson and two each by Ben Gordon and

AMONG THE NATION'S ELITE

MOST WINS LAST SIX SEASONS (1997-98 to 2002-03)

1.	Duke	190-26
2.	Kansas	171-43
3.	Kentucky	163-47
4.	**CONNECTICUT**	**161-46**
5.	Stanford	158-38

MOST WINS LAST TEN SEASONS (1993-94 to 2002-03)

1.	Kentucky	287-66
2.	Kansas	286-64
3.	Duke	273-72
4.	**CONNECTICUT**	**266-73**
5.	Arizona	264-69

MOST WINS LAST 14 SEASONS (1989-90 to 2002-03)

1.	Kansas	399-89
2.	Duke	392-98
3.	Kentucky	382-97
4.	Arizona	365-94
5.	**CONNECTICUT**	**352-113**

Denham Brown. The Minutemen missed 13 straight second half shots during the big run by UConn and the Huskies went on to an improbable 11-point win.

Fresh off the stirring win over UMass and a ten-day break for final exams, UConn returned to action with Civic Center wins over UNC Asheville and Central Connecticut sandwiched around the Christmas break.

The year 2003 brought a top five national ranking and a rematch at the Civic Center with St. Bonaventure. The Bonnies had stunned the Huskies a year ago and the first five minutes looked like a repeat was in order. UConn quickly recovered, turning a ten-point first half deficit into a ten-point lead at the break. The Huskies then used a 15-0 second half run to put the Bonnies away.

With a 9-0 overall record and a No. 3 national ranking, UConn headed to Norman, OK for a contest with No. 9 Oklahoma. The game would be the Huskies last non-conference matchup before beginning conference play and was being televised nationally on espn2. Things did not start well. UConn hit on only 3-of-19 field goals to start the game and fell behind 22-9. The Sooners used a 19-7 run over the final two minutes of the first half and the first five minutes of the second half to take a 51-31 lead with 15:45 to play. As would become a trend in the coming weeks, UConn responded to the huge deficit, going on a 19-4 run over the next ten minutes to get with 55-50 with 5:08 to play. Despite holding the Sooners to only one field goal in the final 5:51 of the contest, UConn would get no closer. Oklahoma made 18-of-19 from the line in the final five minutes to secure the 73-63 win.

UConn opened conference play with a pair of home wins, beating Miami in overtime at Gampel Pavilion and using a big second half to overcome an early deficit and beat Virginia Tech at the Civic Center.

At 11-1 overall and ranked No. 6 in the country, UConn travelled to Chapel Hill, NC for its final non-conference contest of the year. Again, the Huskies dug themselves an enormous hole, trailing 23-4 with less than ten minutes gone in the contest. And yet again, UConn dug itself out, getting within 11 points at the half and culminating the rally on an Okafor dunk with 1:16 to play that gave the Huskies their one and only lead of the contest. The Tar Heels retook the lead with under a minute to play and made a pair of free throws to withstand two Ben Gordon three-point attempts in the final 30 seconds and held on for the three-point win.

UConn would have no time to dwell on the loss. The Huskies headed straight to Miami for an ESPN Big Monday matchup with the Hurricanes in their brand new Convocation Center. For the sixth straight contest, UConn would trail by double digits in the first half, but again roared back and led by as many as five points in the final minutes. Ben Gordon poured in a career-high 32 points and seemed to seal the win with a pair of free throws with 8.9 seconds to play. Unbelievably, the Hurricanes stole the game with a layup by Armando Surratt with three seconds to play and a buzzer beating three-pointer by Darius Rice after stealing the inbounds pass. Rice's 43 points on the night were the most ever by a Husky BIG EAST opponent.

The Huskies returned from the road looking to get back on track and ready to host a Villanova squad that was off to a 5-0 league start. UConn led by as many as 12 points in the first half and used a 17-3 second half run to break open a tie game and went on to a nine-point win.

UConn then hit the road again for ESPN's Big Monday, travelling to Madison Square Garden to take on St. John's. Okafor and Gordon made all the big plays down the stretch, with Okafor scoring 21 points, grabbing 13 rebounds and blocking seven shots and Gordon scoring 23 points, grabbing six boards and handing out six assists. The Huskies capped a 7-1 second half run with Tony Robertson's 1,000th career point and earned their first win over the Red Storm at MSG since 1998-99 to improve to 13-3 overall and 4-1 in the league.

Coming off a pair of big league wins, UConn headed into the month of February primed for the stretch run. What lay ahead in the next three weeks though was something the Huskies could not possibly have prepared for.

UConn hosted Boston College to start the month and the Eagles put a drubbing on the Huskies unlike any other before in Gampel Pavilion. BC jumped out to a 13-1 lead and UConn would never get closer than ten points the remainder of the game. The game was the first ever in which UConn trailed by double digits at the half in Gampel Pavilion and was the worst UConn loss in the history of the building.

MOST NCAA SWEET 16 APPEARANCES SINCE 1990

Duke (10)	1990, 1991, 1992, 1994, 1998, 1999, 2000, 2001, 2002, 2003
Kentucky (10)	1992, 1993, 1995, 1996, 1997, 1998, 1999, 2001, 2002, 2003
CONNECTICUT (9)	1990, 1991, 1994, 1995, 1996, 1998, 1999, 2002, 2003
Kansas (9)	1991, 1993, 1994, 1995, 1996, 1997, 2001, 2002, 2003
Arizona (8)	1991, 1994, 1996, 1997, 1998, 2001, 2002, 2003
North Carolina (8)	1990, 1991, 1992, 1993, 1995, 1997, 1998, 2000
UCLA (8)	1990, 1992, 1995, 1997, 1998, 2000, 2001, 2002
Maryland (7)	1994, 1995, 1998, 1999, 2001, 2002, 2003
Arkansas (6)	1990, 1991, 1993, 1994, 1995, 1996
Michigan State (6)	1990, 1998, 1999, 2000, 2001, 2003
Syracuse (6)	1990, 1994, 1996, 1998, 2000, 2003
Indiana (5)	1991, 1992, 1993, 1994, 2002

The Eagles led by as many as 31 points in the first half and UConn never got closer than 22 the rest of the way.

As tough a loss as the BC game was for the Huskies, nothing could have prepared the team and coaching staff for what would come next.

Jim Calhoun announced on Monday, February 3 that he had been diagnosed with an early stage of prostate cancer. He underwent successful surgery for the removal of his prostate Thursday, February 6 and was released from the hospital on Sunday, February 9. Calhoun, 60, did not travel with the team to the game vs. Virginia Tech on February 5, in preparation for the surgery. Assistant coach George Blaney took over the head coaching responsibilities beginning with the Virginia Tech game and remained in that role during coach Calhoun's absence, expected to be three-to-four weeks.

Without their undisputed leader, the Huskies' headed to Blacksburg for the matchup with Virginia Tech. The Hokies jumped all over UConn, going on a 25-10 run in the first half to break the game open and led by as many as 23 points in the second half in cruising to the win. Things went from bad to worse for the Huskies with just under 14 minutes left in the game. Taliek Brown was in a collision under the basket and left the game with a broken left index finger. Brown would have surgery two days later and was expected to miss four-to-six weeks.

UConn limped back to Storrs at 13-5 overall and 4-3 in league play. The team was coming off two blowout losses, but the Huskies faced a tough two-game stretch at Providence and hosting Syracuse, both games to be televised nationally by ESPN. Without Coach Calhoun and with Taliek Brown in street clothes, the squad headed to Providence. Tony Robertson returned to the starting lineup in place of Brown and spearheaded an inspired UConn effort. The Friars went without a field goal for over 13 minutes in the first half, missing 18 straight shots, and the Huskies made a school BIG EAST record 13 three-pointers en route to a convincing 16-point win.

Now ranked No. 23 in the national polls, the Huskies welcomed No. 17 Syracuse to the Civic Center for a Big Monday contest. UConn opened the game with a 16-4 burst, but the Orange responded with a 23-10 run of their own to take the lead. The Huskies held the Orange without a field goal for the first 8:13 of the second half, forcing 14 straight missed shots, and held Syracuse to 29.9% for the game from the field en route to an impressive 75-61 victory.

UConn next suffered a disappointing loss at Villanova, turning the ball over 24 times. The Huskies bounced back with a win over Rutgers at the Civic Center, the 200th BIG EAST win under Jim Calhoun, and finished the season at 9-0 in the Hartford Civic Center.

Next on the schedule was a game with St. John's at Gampel Pavilion. The game was to be televised nationally by CBS, but the story of the contest was written before the opening tip. Only 15 days after having prostate cancer surgery, Jim Calhoun returned to the Husky sidelines to a thunderous ovation and the team surged to an early 13-point advantage and battled through the usual ups-and-downs of a Connecticut-St. John's matchup. The Red Storm cut the lead to three, but UConn increased the bulge back to 18, before St. John's again got back within three points. UConn would score the final five points of the game to earn an eight-point win. Okafor had a near triple-double with 13 points, 12 rebounds and nine blocks, while Marcus White continued his late season emergence with nine points and nine boards off the bench. Taliek Brown also returned to action after missing four games with his broken left index finger.

The next two games would provide the Huskies with one of its toughest regular season tests in recent memory. Two games, on the road, against top ten opponents, on national television. First up were the Fighting Irish of Notre Dame, ranked No. 9 in the country. UConn was ready for the task, jumping out to a 15-point halftime lead courtesy of a 28-8 first half run. Rashad Anderson matched his career-high with 22 points, hitting six huge three-pointers and Ben Gordon scored 25 points and added eight assists. Okafor had 19 points, ten boards and six blocks, each seemingly more crucial than the one before. When it was all said and done, UConn had a critical 87-79 win.

On to Pittsburgh, where the No. 8 Panthers were in the midst of another super season and playing in a brand new building that was the talk of the league. The Huskies again jumped out to a phenomenal start, quieting the partisan crowd with a 26-14 start. Things turned when Okafor was whistled for his second foul with just under nine minutes to go in the half and the Panthers took advantage to get back within two before the break. Pitt broke out early in the second half to take a five-point advantage, but the Huskies hung tough. UConn was as close as two points in the final minutes and had two chances at a tying three-pointer in the final minute, but Pitt held on for a 71-67 win.

The final two regular season games again featured the extreme highs and lows this season had been all about. UConn hosted Providence on Senior Night at Gampel Pavilion

UCONN IN THE NATIONAL POLLS WEEK-BY-WEEK

	AP	USA/ESPN
Pre-Season	**15**	**14**
November 18	**14**	**--**
November 25	**12**	**12**
December 1	**11**	**12**
December 8	**9**	**9**
December 15	**8**	**8**
December 22	**6**	**6**
December 29	**5**	**5**
January 5	**3**	**3**
January 12	**t6**	**6**
January 19	**11**	**8**
January 26	**14**	**12**
February 2	**18**	**17**
February 9	**23**	**19**
February 16	**arv**	**t24**
February 23	**arv**	**24**
March 2	**arv**	**arv**
March 9	**arv**	**arv**
March 16	**23**	**24**
FINAL	**23**	**11**

FINAL ASSOCIATED PRESS TOP 25 (entering the NCAA Tournament)

Team	Record	Pts.	LW
1. Kentucky (70)	29-3	1,774	2
2. Arizona (1)	25-3	1,686	1
3. Oklahoma	24-6	1,589	6
4. Pittsburgh	26-4	1,539	5
5. Texas	22-6	1,498	3
6. Kansas	25-7	1,450	4
7. Duke	24-6	1,224	12
8. Wake Forest	24-5	1,160	9
9. Marquette	23-5	1,147	8
10. Florida	24-7	1,141	7
11. Illinois	24-6	1,101	13
12. Xavier	25-5	1,006	10
13. Syracuse	24-5	968	11
14. Louisville	24-6	826	20
15. Creighton	29-4	605	19
16. Dayton	25-5	584	22
17. Maryland	19-9	580	14
18. Stanford	23-8	539	15
19. Memphis	23-6	468	16
20. Mississippi St.	21-9	372	--
21. Wisconsin	22-7	369	18
22. Notre Dame	22-9	313	17
23. Connecticut	**21-9**	**225**	**--**
24. Missouri	21-10	199	--
25. Georgia	19-8	141	21

Others Receiving Votes: St. Joseph's 107, Oklahoma St. 100, Oregon 83, California 64, Weber St. 33, Utah 31, Butler 27, LSU 27, Southern Illinois 23, North Carolina St. 18, Central Michigan 12, Kent St. 8, Holy Cross 7, BYU 6, Pennsylvania 6, Western Kentucky 6, Troy St. 4, Manhattan 3, Michigan St. 2, UNC Wilmington 1, Tulsa 1, Wisconsin-Milwaukee 1.

FINAL USA TODAY/ESPN COACHES' TOP 25 (following the NCAA Tournament)

Team	Record	Pts.	LW
1. Syracuse (31)	28-5	775	12
2. Kansas	29-7	742	6
3. Texas	26-6	694	5
4. Kentucky	32-4	666	1
5. Arizona	28-4	654	2
6. Marquette	27-5	626	11
7. Oklahoma	27-7	595	3
8. Pittsburgh	28-5	559	4
9. Duke	26-7	493	7
10. Maryland	21-10	384	17
11. Connecticut	**23-10**	**371**	**24**
12. Wake Forest	25-6	361	9
13. Wisconsin	24-8	345	19
13. Illinois	25-7	345	10
15. Notre Dame	24-10	333	20
16. Florida	25-8	309	8
17. Xavier	26-6	253	14
18. Michigan State	22-13	252	NR
19. Louisville	25-7	244	13
20. Stanford	24-9	164	16
21. Butler	27-6	133	NR
22. Missouri	22-11	122	25
23. Creighton	29-5	121	15
24. Oklahoma State	22-10	94	23
25. Dayton	25-6	81	18

Others Receiving Votes: Gonzaga 73, Auburn 65, Mississippi St. 59, Memphis 45, California 41, St. Joseph's 20, Utah 14, N.C. State 9, Purdue 8, Southern Illinois 8, Oregon 6, St. John's 4, Tulsa 4, Arizona State 1, Central Michigan 1, Georgetown 1.

in game #26, looking to clinch a tie for the East Division title. What followed was an uninspired effort, a 76-70 loss, that put chances for a BIG EAST Regular Season title in jeopardy and also put the Huskies back on the NCAA bubble heading to Boston College for the regular season finale.

Unbelievably, the game with BC was never in doubt. With Troy Bell averaging over 30 points per game over the last month of the season and needing 33 points on his senior day to break the all-time BIG EAST scoring record, UConn did a number on the Eagles. The Huskies scored the first 14 points of the game and never trailed by less than ten points in the final 34 minutes of the contest. UConn held Bell to 15 points on 4-of-15 shooting. Taliek Brown returned to the starting lineup and scored 17 points, while Okafor had 25 points, 12 boards and six blocks. UConn's 91-54 win put them at 19-8 overall and 10-6 in the BIG EAST Conference to finish the regular season.

The Huskies would head to New York as the East No. 2 seed and face Seton Hall in the quarterfinals. UConn would lead the entire game and used a 12-2 second half run to put the contest away and earn an 83-70 win, its eight straight in the BIG EAST Tournament quarterfinals. Gordon scored 25 and Okafor had 18 rebounds to lead the way. The semifinals featured a rematch with Syracuse and the first half went much like the first meeting. UConn jumped out to a big lead, leading by as many as 16 points with eight minutes to go in the half. The Orange went on a 12-0 run to cut into the lead, but UConn recovered to lead by nine at the break. The Huskies scored the first five points of the second half and never led by less than 11 points the rest of the way, posting an 80-67 victory. Gordon cracked the 1,000-point barrier in the win, the fifth sophomore in UConn history to do so.

Playing in their seventh title game in nine seasons, UConn would face the Panthers of Pittsburgh in a rematch of last season's epic double overtime battle. UConn shot a scorching 60.0% in the first half, but still trailed by one at the break. Slowly but surely, the Panthers wore down the Huskies and closed the game on a 19-5 run to earn their first ever BIG EAST Tournament title. Gordon and Okafor both earned a place on the All-Tournament team, Gordon for the second time in his two seasons as a Husky.

With a 21-9 overall mark, UConn earned a No. 5 seed in the South Region of the NCAA Tournament and would face No. 12 seed Brigham Young in Spokane, WA in the first round. Okafor again led the way, scoring 20 points, grabbing eight boards and blocking seven shots. The Huskies led by as many as 14 points midway through the second half, but the Cougars responded to cut the lead to two points with 2:20 to go. UConn scored the next six points and held on, despite shooting only 32.7% from the field.

The second round would see the Huskies meet the No. 4 seeded Cardinal of Stanford University, a first round winner over San Diego. Stanford made seven three-pointers in the first half to take a four-point advantage at the break. The game was tied at 56-56 with 13:25 to play, but UConn outscored the Cardinal 18-8 over the next 11 minutes to take a ten-point edge into the final two minutes. Gordon was the star of the game for Connecticut, scoring 29 points, while Okafor had 18 points and 15 rebounds. The Huskies made 11-of-12 free throws in those final two minutes to secure the win. UConn would advance to Sweet 16 for the ninth time under Calhoun, who recorded his 399th win at Connecticut with the victory.

It was on to San Antonio for the South Regional and a matchup with the top-seeded Longhorns of Texas, just 75 miles from their campus. The task was a daunting one, as Texas fans made up nearly 80% of the 33,009 in attendance, but as the Huskies proved throughout the year, there was never a challenge too big to pass up.

The physical Longhorns dominated the boards in the first half and led by as many as 11 in the stanza, settling for a six-point advantage at the break. A six-point burst midway through the second half gave Texas a 62-48 edge with 12:31 to play. Down 14 points in a hostile building, this young Husky squad again showed a grit and determination that defied their youth and inexperience. The Huskies responded with a 26-9 run, capped by a Ben Gordon three-pointer with 5:15 to play that put UConn in front 74-71. The final five and a half minutes featured three ties and with under a minute to go, Texas led 78-76 and UConn had the ball. Anderson got a clean look with 41 seconds to play but missed and Taliek Brown rebounded. He found Marcus White open underneath but his layup attempt with 34 seconds to go was partially blocked and inexplicably wedged between the rim and backboard. The possession arrow favored Texas and the Longhorns made all four free throws in the final 20 seconds to earn the 82-78 win. Okafor had 21 points, 17 boards and six blocks, while Taliek Brown had nine points and seven assists in his matchup with national player of the year T.J. Ford of Texas. Okafor earned a spot on the All-South Regional squad for his efforts.

In addition to the tremendous accomplishments of the team during the 2002-03 season, several Huskies distinguished themselves and were recognized for their efforts.

Following the 2002-03 season, Jim Calhoun received the prestigious Metropolitan Award from the National Basketball Coaches

2002-2003 BIG EAST CONFERENCE FINAL STANDINGS

	BIG EAST		OVERALL	
EAST	**W**	**L**	**W**	**L**
Connecticut	10	6	23	10
Boston College	10	6	19	12
Providence	8	8	18	14
Villanova	8	8	15	16
St. John's	7	9	21	13
Miami	4	12	12	16
Virginia Tech	4	12	11	18
	BIG EAST		*OVERALL*	
WEST	**W**	**L**	**W**	**L**
Syracuse	13	3	30	5
Pittsburgh	13	3	28	5
Seton Hall	10	6	17	13
Notre Dame	10	6	24	10
Georgetown	6	10	19	15
West Virginia	5	11	14	15
Rutgers	4	12	12	16

BIG EAST Men's Basketball Championship

First Round

#5E St. John's 83, #4W Notre Dame 80
#3E Providence 73, #6W West Virginia 50
#5W Georgetown 46, #4E Villanova 41
#3W Seton Hall 67, #6E Miami 52

Quarterfinals

#1E Boston College 82, St. John's 75 OT
#2W Pittsburgh 67, Providence 59
#1W Syracuse 74, Georgetown 69
#2E Connecticut 83, Seton Hall 70

Semifinals

Pittsburgh 61, Boston College 48
Connecticut 80, Syracuse 67

Championship

Pittsburgh 74, Connecticut 56

Association (NABC). The award was presented at the NABC Convention at the 2003 NCAA Final Four in New Orleans. The award is given annually by the NABC on behalf of the National Invitation Tournament and the Metropolitan Intercollegiate Basketball Association and is presented for continued outstanding service for the enhancement and betterment of college basketball. Previous winners of the award include Mike Tranghese, John Thompson, Dean Smith, Lou Carneseca, Dave Gavitt, Curt Gowdy, John Wooden, Adolph Rupp, Joe Lapchick and Phog Allen.

Sophomore Emeka Okafor was named to the ten-member John R. Wooden All-American team and also earned All-America honors from the National Association of Basketball Coaches (NABC), ESPN.com and *Basketball Times*. He was named the National Defensive Player of the Year by the NABC and was only the second UConn player ever to earn First Team Academic All-American recognition. He was selected as the BIG EAST Defensive Player of the Year and the Aeropostale/BIG EAST Scholar Athlete of the Year, while earning First Team All-BIG EAST honors and First Team All-District honors from the NABC and the USBWA (United States Basketball Writers Association). He finished the season ranked No. 1 in the nation in blocked shots, breaking his own UConn single season record with 156 and setting the UConn career record with 294.

Sophomore Ben Gordon led the Huskies in scoring at 19.5 points per game and was named to the All-BIG EAST Second Team. He was a *Basketball Times* All-Northeast Region team pick and was a First Team All-District selection by the NABC and the USBWA. He earned a spot on the BIG EAST All-Tournament team for the second straight season. He also became just the fifth sophomore in UConn history to surpass 1,000 career points, joining Ray Allen, Richard Hamilton, Khalid El-Amin and Caron Butler.

Senior Tony Robertson finished his career with 1,160 career points, good for 26th place on the all-time UConn career scoring list. He played in 132 games as a Husky, a total surpassed by only three other players in Connecticut history. He helped the school to an overall record of 95-39 in his UConn career and the Huskies made three appearances in the NCAA Tournament, advancing to the Elite Eight in 2002 and the Sweet 16 in 2003. UConn captured a BIG EAST Regular Season Championship in both 2001-02 and 2002-03 and won the 2002 BIG EAST Tournament title. Tony was a part of eight wins in the BIG EAST Tournament during his career, second in UConn history.

Three other seniors finished up their Husky careers in 2002-03. Justin Brown played in 89 games in his career and is the final member of the 1999 NCAA Championship team to finish his playing days. Mike Hayes saw action in 66 games over the past two seasons and played valuable minutes in both NCAA Tournament runs in his career. Mike Woodward appeared in 15 games in four seasons as a walk-on with the Husky program.

Junior Taliek Brown appeared in 29 games, missing four due to injury. He led the Huskies in assists per game for the third straight season and will enter his senior season in 2003-04 in the No. 7 spot on the all-time UConn assist list. He needs 209 assists to become UConn's all-time assist leader and also needs 205 points to join the 1,000-point club.

Four Husky freshmen also played a key role for the Huskies in 2002-03, including three who were a part of the starting lineup during the year. Denham Brown started 28 games at the small forward spot, averaging 7.7 points and playing 21.6 minutes per game. Rashad Anderson started the other four games at the small forward position and averaged 8.2 points in 14.8 minutes per contest. He was second on the team with 55 three-pointers. Hilton Armstrong started the final 22 games of the season at the power forward position and averaged 2.8 points and 2.8 boards per game. Marcus White played in 23 games and was second on the team in rebounding at 5.6 per game. He averaged 6.4 boards per BIG EAST contest, finishing No. 13 in the league in that category.

NCAA DIVISION I WINNINGEST ACTIVE COACHES

1.	Bob Knight, Texas Tech	807-311
2.	Lou Henson, New Mexico St.	762-386
3.	Eddie Sutton, Oklahoma St.	724-288
4.	John Chaney, Temple	692-268
5.	Lute Olson, Arizona	690-240
6.	Mike Krzyzewski, Duke	663-234
7.	Jim Boeheim, Syracuse	653-226
8.	**Jim Calhoun, Connecticut**	**647-296**
9.	Hugh Durham, Jacksonville	604-401
10.	Billy Tubbs, Lamar	595-297
11.	Dave Bliss, Baylor	526-328
12.	Ben Jobe, Southern	521-338
13.	Cliff Ellis, Auburn	520-323
14.	Bob Huggins, Cincinnati	517-184
14.	Mike Montgomery, Stanford	517-241
16.	Gene Keady, Purdue	507-271
16.	Don DeVoe, Navy	507-366
18.	Gary Williams, Maryland	502-281

CALHOUN NO. 4 IN NCAA WINS IN 1990'S

UConn head basketball coach Jim Calhoun ranks No. 4 overall among the elite coaches in number of NCAA victories in the decade of the 1990s.

NCAA CHAMPIONSHIP WINS SINCE 1990

1.	Mike Krzyzewski, Duke	44-10
2.	Roy Williams, Kansas/North Carolina	34-14
3.	Lute Olson, Arizona	29-13
4.	**Jim Calhoun, Connecticut**	**26-9**
5.	Nolan Richardson, Arkansas	25-9
6.	Dean Smith, North Carolina	24-7
7.	Rick Pitino, Kentucky/Louisville	23-6
8.	Tubby Smith, Tulsa/Georgia/Kentucky	23-9
9.	Jim Boeheim, Syracuse	22-10
9.	Bob Huggins, Cincinnati	18-12

CALHOUN NO. 13 ON NCAA WINS LIST

UConn head coach Jim Calhoun is ranked No. 13 all-time in NCAA career victories. Calhoun is 29-14 overall in NCAA play (26-9 at UConn, 3-5 at Northeastern).

1.	Dean Smith	65-27	.707
2.	Mike Krzyzewski	60-16	.789
3.	John Wooden	47-10	.825
4.	Bob Knight	42-22	.656
4.	Denny Crum	42-23	.646
6.	Lute Olson	42-24	.636
7.	Jim Boeheim	38-21	.644
8.	Roy Williams	34-14	.708
8.	John Thompson	34-19	.642
10.	Eddie Sutton	33-24	.579
11.	Jerry Tarkanian	32-15	.681
12.	Adolph Rupp	30-18	.625
13.	**Jim Calhoun**	**29-14**	**.674**
14.	Rick Pitino	27-8	.771
15.	Nolan Richardson	26-15	.634
15.	Guy Lewis	26-18	.591

2002-03 Season In Review

2002-2003 RECORDS:	OVERALL	HOME	AWAY	NEUTRAL
ALL GAMES.....	23-10	14-2	5-6	4-2
BIG EAST.....	10-6	6-2	4-4	0-0
NON-CONFERENCE.....	13-4	8-0	1-2	4-2

Player	GP-GS	Min-Avg	FG-FGA	Pct	3FG-FGA	Pct	3FG/G	FT-FTA	Pct	OR-DR	TR-Avg	PF-FO	A	APG	TO	TOPG	A/TO	Blk	BPG	Stl	SPG	Pts-Avg
Gordon, Ben.....	33-33	1101-33.4	211-476	.443	80-191	.419	2.42	143-177	.808	29-109	138-4.2	72-1	156	4.73	113	3.42	1.38	7	0.21	38	1.15	645-19.5
BIG EAST..	16-16	566-35.4	102-220	.464	37-92	.402	2.31	74-96	.771	11-59	70-4.4	36-0	92	5.75	59	3.69	1.56	5	0.31	19	1.19	315-19.7
Okafor, Emeka.....	33-33	1087-32.9	221-381	.580	0-0	.000	0.00	82-137	.599	125-245	370-11.2	98-1	18	0.55	75	2.27	0.24	156	4.73	29	0.88	524-15.9
BIG EAST..	16-16	535-33.4	106-181	.586	0-0	.000	0.00	40-65	.615	54-109	163-10.2	50-1	10	0.63	32	2.00	0.31	71	4.44	10	0.63	252-15.8
Robertson, Tony....	33-9	783-23.7	109-239	.456	29-72	.403	0.88	76-93	.817	25-79	104-3.2	67-1	59	1.79	57	1.73	1.04	9	0.27	30	0.91	323-9.8
BIG EAST..	16-9	436-27.3	53-124	.427	10-29	.345	0.63	44-55	.800	13-40	53-3.3	32-0	27	1.69	39	2.44	0.69	4	0.25	17	1.06	160-10.0
Anderson, Rashad...	33-4	489-14.8	93-232	.401	55-140	.393	1.67	31-40	.775	12-30	42-1.3	47-1	24	0.73	32	0.97	0.75	6	0.18	9	0.27	272-8.2
BIG EAST..	16-1	255-15.9	52-129	.403	30-77	.390	1.88	18-19	.947	8-19	27-1.7	23-1	12	0.75	17	1.06	0.71	3	0.19	6	0.38	152-9.5
Brown, Denham.....	33-28	712-21.6	100-221	.452	30-72	.417	0.91	24-41	.585	35-77	112-3.4	49-1	36	1.09	51	1.55	0.71	5	0.15	23	0.70	254-7.7
BIG EAST..	16-14	363-22.7	47-110	.427	13-32	.406	0.81	12-19	.632	22-38	60-3.8	20-0	19	1.19	32	2.00	0.59	4	0.25	8	0.50	119-7.4
Brown, Taliek.....	29-25	777-26.8	88-200	.440	1-17	.059	0.03	47-84	.560	21-65	86-3.0	54-0	140	4.83	70	2.41	2.00	4	0.14	25	0.86	224-7.7
BIG EAST..	12-8	257-21.4	36-63	.571	0-1	.000	0.00	10-27	.370	9-21	30-2.5	23-0	41	3.42	28	2.33	1.46	2	0.17	4	0.33	82-6.8
Hazelton, Scott....	5-0	60-12.0	10-17	.588	0-2	.000	0.00	3-6	.500	2-8	10-2.0	2-0	5	1.00	3	0.60	1.67	2	0.40	2	0.40	23-4.6
White, Marcus.....	23-0	392-17.0	28-74	.378	0-0	.000	0.00	39-58	.672	55-73	128-5.6	43-1	10	0.43	16	0.70	0.63	14	0.61	10	0.43	95-4.1
BIG EAST..	13-0	223-17.2	16-42	.381	0-0	.000	0.00	23-33	.697	36-47	83-6.4	23-0	7	0.54	9	0.69	0.78	8	0.62	6	0.46	55-4.2
Armstrong, Hilton..	32-22	346-10.8	36-66	.545	0-0	.000	0.00	16-32	.500	34-56	90-2.8	61-1	22	0.69	30	0.94	0.73	24	0.75	8	0.25	88-2.8
BIG EAST..	16-15	215-13.4	19-39	.487	0-0	.000	0.00	11-17	.647	20-37	57-3.6	38-1	14	0.88	18	1.13	0.78	18	1.13	6	0.38	49-3.1
Hayes, Mike.....	32-8	395-12.3	31-60	.517	0-0	.000	0.00	14-35	.400	44-56	100-3.1	45-0	7	0.22	23	0.72	0.30	4	0.13	8	0.25	76-2.4
BIG EAST..	15-1	133-8.9	6-11	.545	0-0	.000	0.00	3-5	.600	8-22	30-2.0	17-0	4	0.27	9	0.60	0.44	2	0.13	3	0.20	15-1.0
Tooles, Shamon.....	30-3	325-10.8	20-41	.488	0-0	.000	0.00	17-23	.739	30-41	71-2.4	43-2	12	0.40	17	0.57	0.71	8	0.27	9	0.30	57-1.9
BIG EAST..	15-0	198-13.2	11-23	.478	0-0	.000	0.00	8-12	.667	14-22	36-2.4	24-1	2	0.13	13	0.87	0.15	4	0.27	5	0.33	30-2.0
Wise, Chad.....	12-0	47-3.9	5-14	.357	1-9	.111	0.08	2-2	1.000	1-3	4-0.3	3-0	11	0.9	22	0.17	5.50	0	0.00	1	0.08	13-1.1
BIG EAST..	4-0	12-3.0	1-3	.333	0-1	.000	0.00	2-2	1.000	1-0	1-0.3	2-0	2	0.50	0	0.00	99.00	0	0.00	0	0.00	4-1.0
Brown, Justin.....	23-0	88-3.8	10-23	.435	0-0	.000	0.00	2-4	.500	15-16	31-1.3	15-0	1	0.04	6	0.26	0.17	12	0.52	0	0.00	22-1.0
BIG EAST..	10-0	27-2.7	5-6	.833	0-0	.000	0.00	0-0	.000	4-6	10-1.0	4-0	0	0.00	1	0.10	0.00	4	0.40	0	0.00	10-1.0
Swaller, Ryan.....	7-0	8-1.1	1-4	.250	0-0	.000	0.00	2-4	.500	4-1	5-0.7	0-0	1	0.14	2	0.29	0.50	0	0.00	0	0.00	4-0.6
BIG EAST..	2-0	2-1.0	0-0	.000	0-0	.000	0.00	0-0	.000	0-0	0-0.0	0-0	0	0.00	0	0.00	0.00	0	0.00	0	0.00	0-0.0
Evanovich, Justin..	6-0	7-1.2	1-2	.500	0-0	.000	0.00	0-0	.000	4-3	7-1.2	2-0	0	0.00	0	0.00	0.00	1	0.17	0	0.00	2-0.3
BIG EAST..	1-0	1-1.0	0-0	.000	0-0	.000	0.00	0-0	.000	0-0	0-0.0	1-0	0	0.00	0	0.00	0.00	0	0.00	0	0.00	0-0.0
Woodward, Mike.....	6-0	8-1.3	0-7	.000	0-5	.000	0.00	0-0	.000	2-2	4-0.7	0-0	0	0.00	0	0.00	0.00	1	0.17	0	0.00	0-0.0
BIG EAST..	1-0	2-2.0	0-1	.000	0-1	.000	0.00	0-0	.000	0-0	0-0.0	0-0	0	0.00	0	0.00	0.00	0	0.00	0	0.00	0-0.0
TEAM.....										**48-55**	**103 3.1**	**2**			**11**							
BIG EAST..										**19-26**	**45 2.8**	**1**			**5**							
TOTAL.....	**33**	**6625**	**964-2057**	**.469**	**196-508**	**.386**	**5.94**	**498-736**	**.677**	**486-919**	**1405-42.6**	**603-9**	**502**	**15.21**	**508**	**15.39**	**0.99**	**253**	**7.67**	**192**	**5.82**	**2622-79.5**
BIG EAST..	**16**	**3225**	**454-952**	**.477**	**90-233**	**.386**	**5.63**	**245-350**	**.700**	**219-446**	**665-41.6**	**294-4**	**230**	**14.38**	**262**	**16.38**	**0.88**	**125**	**7.81**	**84**	**5.25**	**1243-77.7**
OPPONENTS.....	**33**	**6625**	**817-2156**	**.379**	**208-662**	**.314**	**6.30**	**509-696**	**.731**	**507-724**	**1231-37.3**	**642**	**444**	**13.45**	**433**	**13.12**	**1.03**	**139**	**4.21**	**249**	**7.55**	**2351-71.2**
BIG EAST..	**16**	**3225**	**399-1055**	**.378**	**105-319**	**.329**	**6.56**	**269-364**	**.739**	**253-328**	**581-36.3**	**305-6**	**227**	**14.19**	**181**	**11.31**	**1.25**	**68**	**4.25**	**142**	**8.88**	**1172-73.2**

SCORE BY PERIODS:	1st	2nd	OT	Total
CONNECTICUT.....	1239	1371	12	2622
Opponents.....	1143	1199	9	2351

DEADBALL REBOUNDS:	OFF	DEF	TOTAL
CONNECTICUT.....	108	12	120
Opponents.....	89	12	101

*-- BIG EAST Conference opponent
#-- starter; S-- steals; B-- blocks

Date	Opponent	Time/W-L	Att. s/o- sellout	31 Anderson P-R-A-S	11 Armstrong P-R-A-B	33 D. Brown P-R-A-S	12 T. Brown P-R-A-S	4 Gordon P-R-A-S	25 Hayes P-R-A-B	50 Okafor P-R-A-B	32 Robertson P-R-A-S	30 Tooles P-R-A-S	23 White P-R-A-B
11/23	Quinnipiac	W, 91-72	10,167 s/o	1-1-1-0	4-5-0-0	6-2-0-0#	16-0-10-1#	22-4-4-3#	4-2-0-0	16-12-0-3#	10-2-1-0	8-8-1-0#	DNP
Gampel Pavilion, Storrs, CT													
11/25	George Washington	W, 67-55	14,863	3-0-1-0	1-3-1-1	4-4-1-2#	4-1-4-1#	17-4-5-1#	0-0-0-1	13-12-1-8#	21-7-1-3	4-5-1-0#	DNP
Hartford CC, Hartford, CT													
12/1	at Vanderbilt	W, 76-70	12,490	0-0-0-0	2-1-1-0	13-2-2-0#	15-4-4-3#	4-2-1-0#	2-9-0-0	25-11-0-3#	12-3-1-1	0-1-0-2#	DNP
Memorial Gym, Nashville, TN													
12/3	Sacred Heart	W, 116-78	10,167 s/o	6-0-0-0	8-2-0-0	10-3-3-1#	3-4-10-3#	31-3-10-1#	9-9-1-0#	19-14-1-7#	7-3-1-1	7-3-0-0	DNP
Gampel Pavilion, Storrs, CT													
12/7	Wagner	W, 97-85	10,167 s/o	0-0-0-0	0-0-1-0	9-7-0-1#	15-7-8-1#	29-5-1-0#	5-11-0-0#	23-19-0-8#	12-2-1-2	0-0-0-0	DNP
Gampel Pavilion, Storrs, CT													
12/10	Massachusetts	W, 59-48	14,962	16-1-1-2	0-0-0-0	11-2-0-0#	2-4-9-2#	18-2-1-1#	4-3-0-0#	4-13-0-5#	4-0-1-1	0-2-0-0	DNP
Hartford CC, Hartford, CT													
12/21	UNC Asheville	W, 117-67	14,102	13-0-1-1	4-2-0-1	15-6-3-3#	8-4-5-1#	29-7-9-1#	3-1-0-0#	19-10-0-4#	6-1-3-1	2-2-1-1	6-2-1-1
Hartford CC, Hartford, CT													
12/28	Central Connecticut	W, 93-65	16,294 s/o	5-1-2-0	DNP	2-2-2-0#	5-4-8-1#	24-2-2-2#	2-5-0-0#	17-11-1-8#	19-6-3-1	4-4-3-0	4-1-1-1
Hartford CC, Hartford, CT													
1/2	St. Bonaventure	W, 95-78	15,889	13-1-1-0	9-6-0-1	12-3-1-1#	8-6-9-0#	25-3-7-2#	2-4-0-0#	18-14-2-5#	8-2-3-0	0-5-3-0	0-1-0-0
Hartford CC, Hartford, CT													
1/7	at Oklahoma	L, 73-63	11,638	10-2-1-0	0-4-2-0	4-3-0-0#	2-1-2-2#	12-2-1-0#	2-3-0-0#	15-10-0-2#	16-5-4-0	2-3-1-1	DNP
Noble Center, Norman, OK													
1/11	*Miami	W, 83-80 ot	10,167 s/o	0-0-0-0	3-4-2-0	18-2-1-1#	11-4-7-1#	26-8-4-0#	0-2-1-0#	7-4-0-1#	11-4-0-1	3-3-1-0	2-0-0-1
Gampel Pavilion, Storrs, CT													
1/14	*Virginia Tech	W, 83-65	16,294 s/o	10-2-2-1	12-7-2-3#	2-5-3-0#	8-4-6-0#	24-4-5-3#	0-1-1-0	19-12-0-5#	6-1-3-2	0-2-0-0	0-0-0-0
Hartford CC, Hartford, CT													
1/18	at North Carolina	L, 68-65	21,750 s/o	6-0-0-0	7-6-1-2#	10-3-2-2#	8-1-6-0#	10-7-4-3#	1-4-0-0	13-7-0-6#	8-3-2-1	0-0-0-0	2-1-0-0
Smith Center, Chapel Hill, NC													
1/20	*at Miami	L, 77-76	6,884	8-2-0-0	3-7-1-2#	2-3-0-2	13-3-3-1#	32-6-4-4#	0-2-0-0	7-5-0-0#	7-3-0-0#	4-2-0-0	DNP
Convocation Center, Coral Gables, FL													
1/25	*Villanova	W, 74-65	16,294 s/o	18-0-0-0	2-4-5-2#	14-7-1-1#	0-1-5-0#	17-3-8-0#	0-1-0-0	14-10-1-4#	9-6-0-1	0-5-0-0	DNP
Hartford CC, Hartford, CT													
1/27	*at St. John's	W, 74-68	12,010	3-3-1-0	2-6-1-3#	9-7-1-0#	4-0-2-0#	23-6-6-0#	2-1-0-1	21-13-2-7#	7-5-2-1	3-2-0-0	DNP
Madison Square Garden, New York, NY													
2/1	*Boston College	L, 95-71	10,167 s/o	8-1-0-0	2-4-1-2#	3-3-4-1#	12-2-2-0#	15-3-5-0#	2-3-0-0	10-8-0-1#	8-3-3-1	9-6-0-3	0-2-0-0
Gampel Pavilion, Storrs, CT													
2/5	*at Virginia Tech	L, 95-74	4,557	22-0-0-0	0-1-0-0#	2-1-0-0#	7-5-4-1#	13-2-4-3#	0-0-0-0	12-8-1-6#	7-4-1-0	4-5-0-0	7-11-0-2
Cassell Coliseum, Blacksburg, VA													
2/8	*at Providence	W, 84-68	12,993 s/o	9-1-1-2	3-3-1-1#	6-9-1-0#	DNP-injured	20-6-7-2#	0-1-0-0	21-9-0-1#	16-3-2-0#	4-3-1-0	3-4-1-0
Dunkin' Donuts Center, Providence, RI													
2/10	*Syracuse	W, 75-61	16,294 s/o	13-0-0-2	8-7-0-1#	10-1-3-1#	DNP-injured	11-4-4-1#	DNP	15-12-4-6#	8-1-2-2#	3-3-0-1	7-8-0-0
Hartford CC, Hartford, CT													
2/15	*at Villanova	L, 79-70	16,241	7-3-0-0	4-5-0-0#	6-1-1-0	DNP-injured	25-5-8-0#	0-0-0-0	18-16-0-5#	5-4-3-1#	0-2-0-0	5-10-1-2
First Union Center, Philadelphia, PA													
2/19	*Rutgers	W, 87-70	15,499	6-4-3-0	0-3-0-1#	15-7-0-1#	DNP-injured	20-3-4-0#	3-4-0-0	15-10-0-6#	24-3-2-2#	0-2-0-1	4-7-0-1
Hartford CC, Hartford, CT													
2/22	*St. John's	W, 77-69	10,167 s/o	3-1-0-1	2-1-0-1#	10-2-2-1	4-1-2-0	18-7-7-1#	4-1-0-1	13-12-0-9#	14-2-3-3#	0-0-0-0	9-9-0-2
Gampel Pavilion, Storrs, CT													
2/24	*at Notre Dame	W, 87-79	11,418 s/o	22-5-0-0	0-3-1-1#	9-2-0-0#	0-2-1-0	25-3-8-2#	0-2-0-0	19-10-0-6#	8-3-5-1#	0-0-0-0	4-14-0-0
Joyce Center, South Bend, IN													
3/2	*at Pittsburgh	L, 71-67	12,508 s/o	10-0-1-0	4-0-0-0#	2-2-1-0#	6-3-2-1	14-5-5-2#	0-2-0-0	12-7-1-5#	15-4-0-1#	DNP	4-4-1-0
Petersen Center, Pittsburgh, PA													
3/5	*Providence	L, 76-70	10,167 s/o	7-4-4-1	0-2-0-1#	5-3-1-0#	0-1-1-0	21-5-4-0#	0-4-2-0	24-15-1-3#	5-4-0-0#	0-0-0-0	8-7-3-0
Gampel Pavilion, Storrs, CT													
3/8	*at Boston College	W, 91-54	8,606 s/o	6-1-0-0#	4-0-0-0#	6-4-0-0	17-4-6-0#	11-0-9-1#	4-6-0-0	25-12-0-6#	10-3-1-1	0-1-0-0	2-7-1-0
Conte Forum, Chestnut Hill, MA													
3/13	vs. Seton Hall	W, 83-70	19,528 s/o	5-0-1-0#	2-2-1-0#	4-3-0-1	9-4-6-0#	25-6-5-1#	13-4-0-0	11-18-1-4#	14-4-2-1	0-0-0-0	0-4-0-0
BIG EAST Tournament Quarterfinals, Madison Square Garden, New York, NY													
3/14	vs. Syracuse	W, 80-67	19,528 s/o	21-1-0-0#	0-0-0-0#	7-0-0-0	11-1-2-1#	12-9-5-1#	4-4-0-1	12-9-1-5#	4-3-2-1	0-2-0-0	9-14-0-0
BIG EAST Tournament Semifinals, Madison Square Garden, New York, NY													
3/15	vs. Pittsburgh	L, 74-56	19,528 s/o	0-0-0-0#	2-0-1-0#	8-3-0-2	15-3-2-0#	13-5-3-0#	0-1-0-0	8-7-1-3#	7-2-3-0	DNP	3-4-0-3
BIG EAST Tournament Championship, Madison Square Garden, New York, NY													
3/20	vs. Brigham Young	W, 58-53	11,284	3-3-0-0	0-1-0-1#	7-3-0-0#	6-6-3-1#	14-1-2-0#	0-3-1-0	20-8-0-7#	0-4-2-0	0-0-0-0	8-9-0-0
NCAA Championship First Round, Spokane Arena, Spokane, WA													
3/22	vs. Stanford	W, 85-74	11,271	10-0-2-0	0-0-0-0	5-3-1-0#	6-3-4-2#	29-5-4-1#	2-2-0-0	18-15-0-1#	11-3-1-0	DNP	4-5-0-0
NCAA Championship Second Round, Spokane Arena, Spokane, WA													
3/28	vs. Texas	L, 82-78	30,009	8-5-1-0	0-1-0-0#	8-3-2-2#	9-3-7-2#	16-1-0-2#	8-5-1-0	21-17-0-6#	4-1-1-0	0-0-0-0	4-4-1-1
NCAA Championship South Region Semifinal, Alamodome, San Antonio, TX													
Date	Opponent	Time/W-L	s/o- sellout	P-R-A-S	P-R-A-B	P-R-A-S	P-R-A-S	P-R-A-S	P-R-A-B	P-R-A-B	P-R-A-S	P-R-A-S	P-R-A-B
#-- starter; S-- steals; B-- blocks			Att.	Anderson	Armstrong	D. Brown	T. Brown	Gordon	Hayes	Okafor	Robertson	Tooles	White
*-- BIG EAST Conference opponent				31	11	33	12	4	25	50	32	30	23

2002-2003 FACTS AND FIGURES	Overall W-L	BIG EAST W-L	Non-Conference W-L	Attendance	Avg.
Home	14-2	6-2	8-0	211,660	13,229
Hartford Civic Center (16,294)	9-0	4-0	5-0	140,491	15,610
Harry A. Gampel Pavilion (10,167)	5-2	2-2	3-0	71,169	10,167
Away	5-6	4-4	1-2	131,095	11,918
Neutral	4-2	0-0	4-2	114,148	19,025
Total	**23-10**	**10-6**	**13-4**	**456,903**	**13,846**

2002-03 Season In Review

	GAME	FG	FGA	Pct.	3FG	3FGA	Pct.	FT	FTA	Pct.	REB O	REB D	REB T	PF	TP	A	TO	B	S
11/23	Quinnipiac	24	59	40.7	8	24	33.3	16	21	76.2	9	28	37	22	72	16	18	2	2
	CONNECTICUT	36	70	51.4	3	13	23.1	16	29	55.2	15	30	45	15	91	17	10	3	8
11/25	George Washington	21	68	30.9	6	24	25.0	7	13	53.8	24	22	46	25	55	10	20	6	5
	CONNECTICUT	21	59	35.6	7	17	41.2	18	29	62.1	18	27	45	21	67	15	16	14	11
12/1	at Vanderbilt	26	59	44.1	2	15	13.3	16	19	84.2	12	22	34	20	70	7	16	4	6
	CONNECTICUT	30	63	47.6	5	14	35.7	11	18	61.1	14	22	36	17	76	11	14	4	7
12/3	Sacred Heart	30	81	37.0	9	27	33.3	9	14	64.3	19	19	38	26	78	21	14	1	3
	CONNECTICUT	42	84	50.0	6	23	26.1	26	34	76.5	27	34	61	13	116	34	10	11	10
12/7	Wagner	34	70	48.6	9	19	47.4	8	12	66.7	7	26	33	27	85	23	16	4	5
	CONNECTICUT	33	77	42.9	5	14	35.7	26	37	70.3	22	33	55	15	97	12	13	12	6
12/10	Massachusetts	19	53	35.8	3	13	23.1	7	17	41.2	17	24	41	18	48	9	17	4	4
	CONNECTICUT	16	48	33.3	8	19	42.1	19	24	79.2	11	20	31	20	59	12	12	6	8
12/21	UNC Asheville	23	68	33.8	8	28	28.6	13	18	72.2	13	19	32	17	67	8	22	4	4
	CONNECTICUT	47	75	62.7	10	22	45.5	13	19	68.4	12	34	46	19	117	26	13	10	11
12/28	Central Connecticut	22	70	31.4	9	23	39.1	12	16	75.0	19	14	33	15	65	12	13	1	12
	CONNECTICUT	38	63	60.3	8	14	57.1	9	15	60.0	16	31	47	16	93	24	20	14	6
1/2	St. Bonaventure	28	76	36.8	9	30	30.0	13	14	92.9	18	22	40	17	78	15	16	4	8
	CONNECTICUT	35	69	50.7	12	20	60.0	13	18	72.2	15	31	46	17	95	26	20	8	3
1/7	at Oklahoma	24	55	43.6	4	16	25.0	21	25	84.0	11	29	40	20	73	10	12	4	9
	Connecticut	26	61	42.6	6	17	35.3	5	13	38.5	13	21	34	22	63	11	12	3	4
1/11	Miami	26	66	39.4	9	28	32.1	19	23	82.6	15	15	30	24	80	19	16	3	15
	CONNECTICUT	26	47	55.3	7	15	46.7	24	31	77.4	7	25	32	22	83	16	21	5	5
1/14	Virginia Tech	25	61	41.0	5	17	29.4	10	18	55.6	12	17	29	14	65	11	14	3	10
	CONNECTICUT	35	65	53.8	4	12	33.3	9	11	81.8	14	29	43	17	83	22	15	12	9
1/18	at North Carolina	19	45	42.2	9	19	47.4	21	30	70.0	5	25	30	14	68	14	18	4	10
	Connecticut	26	62	41.9	6	23	26.1	7	12	58.3	12	24	36	22	65	15	19	8	6
1/20	at Miami	28	61	45.9	9	23	39.1	12	18	66.7	14	18	32	26	77	18	13	3	15
	Connecticut	27	48	56.3	6	15	40.0	16	30	53.3	12	24	36	18	76	8	19	5	10
1/25	Villanova	25	70	35.7	7	21	33.3	8	16	50.0	18	25	43	21	65	12	14	7	7
	CONNECTICUT	25	59	42.4	7	13	53.8	17	24	70.8	14	31	45	15	74	20	16	10	3
1/27	at St. John's	26	74	35.1	4	13	30.8	12	19	63.2	16	19	35	15	68	14	7	3	16
	Connecticut	31	58	53.4	3	11	27.3	9	14	64.3	11	34	45	17	74	15	21	11	1
2/1	Boston College	35	69	50.7	8	19	42.1	17	24	70.8	14	29	43	18	95	19	10	1	7
	CONNECTICUT	28	67	41.8	1	15	6.7	14	24	58.3	14	23	37	13	71	15	10	3	5
2/5	at Virginia Tech	27	62	43.5	9	19	47.4	32	37	86.5	15	24	39	27	95	13	15	8	9
	Connecticut	21	61	34.4	4	19	21.1	28	35	80.0	20	22	42	28	74	10	19	9	4
2/8	at Providence	19	59	32.2	7	24	29.2	23	28	82.1	16	16	32	14	68	13	10	3	7
	Connecticut	32	64	50.0	13	19	68.4	7	9	77.8	17	27	44	22	84	14	15	2	5
2/10	Syracuse	20	67	29.9	2	17	11.8	19	23	82.6	21	20	41	20	61	8	13	6	6
	CONNECTICUT	25	52	48.1	5	14	35.7	20	31	64.5	11	27	38	20	75	13	13	7	7
2/15	at Villanova	21	67	31.3	10	24	41.7	27	33	81.8	15	24	39	18	79	10	8	6	7
	Connecticut	28	65	43.1	5	13	38.5	9	15	60.0	17	33	50	21	70	13	24	10	2
2/19	Rutgers	26	65	40.0	5	15	33.3	13	21	61.9	15	19	34	25	70	13	13	4	10
	CONNECTICUT	27	64	42.2	8	13	61.5	25	26	96.2	19	29	48	18	87	9	16	8	7
2/22	St. John's	22	69	31.9	8	20	40.0	17	20	85.0	22	15	37	24	69	10	10	1	9
	CONNECTICUT	27	48	56.3	4	13	30.8	19	32	59.4	11	26	37	14	77	14	17	15	7
2/24	at Notre Dame	28	76	36.8	9	22	40.9	14	20	70.0	15	27	42	15	79	15	9	6	3
	Connecticut	31	72	43.1	9	19	47.4	16	23	69.6	15	36	51	20	87	15	12	9	4
3/2	at Pittsburgh	26	56	46.4	3	15	20.0	16	26	61.5	15	18	33	15	71	19	10	1	9
	Connecticut	26	51	51.0	4	11	36.4	11	13	84.6	8	19	27	18	67	11	16	5	6
3/5	Providence	28	66	42.4	7	21	33.3	13	16	81.3	8	26	34	16	76	21	9	11	9
	CONNECTICUT	26	67	38.8	5	20	25.0	13	19	68.4	17	32	49	14	70	16	17	5	4
3/8	at Boston College	17	67	25.4	3	21	14.3	17	22	77.3	22	16	38	13	54	12	10	2	3
	Connecticut	39	64	60.9	5	11	45.5	8	13	61.5	12	29	41	18	91	19	11	9	5
3/13	vs. Seton Hall	29	67	43.3	4	12	33.3	8	13	61.5	8	27	35	22	70	11	14	3	9
	Connecticut	30	66	45.5	7	15	46.7	16	27	59.3	16	34	50	16	83	16	17	4	5
3/14	vs. Syracuse	23	80	28.8	2	18	11.1	19	29	65.5	30	20	50	19	67	9	13	13	6
	Connecticut	29	67	43.3	5	12	41.7	17	28	60.7	23	31	54	23	80	10	16	7	6
3/15	vs. Pittsburgh	25	55	45.5	6	17	35.3	18	25	72.0	15	20	35	15	74	16	11	2	9
	Connecticut	23	50	46.0	4	15	26.7	6	10	60.0	10	19	29	23	56	10	20	7	3
3/20	vs. Brigham Young	20	64	31.3	2	17	11.8	11	13	84.6	15	26	41	22	53	11	11	4	8
	Connecticut	17	52	32.7	4	14	28.6	20	27	74.1	12	29	41	16	58	8	14	8	3
3/22	vs. Stanford	27	62	43.5	8	23	34.8	12	17	70.6	11	22	33	18	74	12	11	6	2
	Connecticut	31	68	45.6	6	10	60.0	17	21	81.0	17	26	43	13	85	12	9	1	4
3/28	vs. Texas	24	69	34.8	5	18	27.8	29	36	80.6	21	31	52	21	82	13	10	5	5
	Connecticut	30	71	42.3	4	13	30.8	14	25	56.0	14	27	41	21	78	13	11	8	7

Photos by Stephen Slade

2003-04 National Player of the Year Candidates

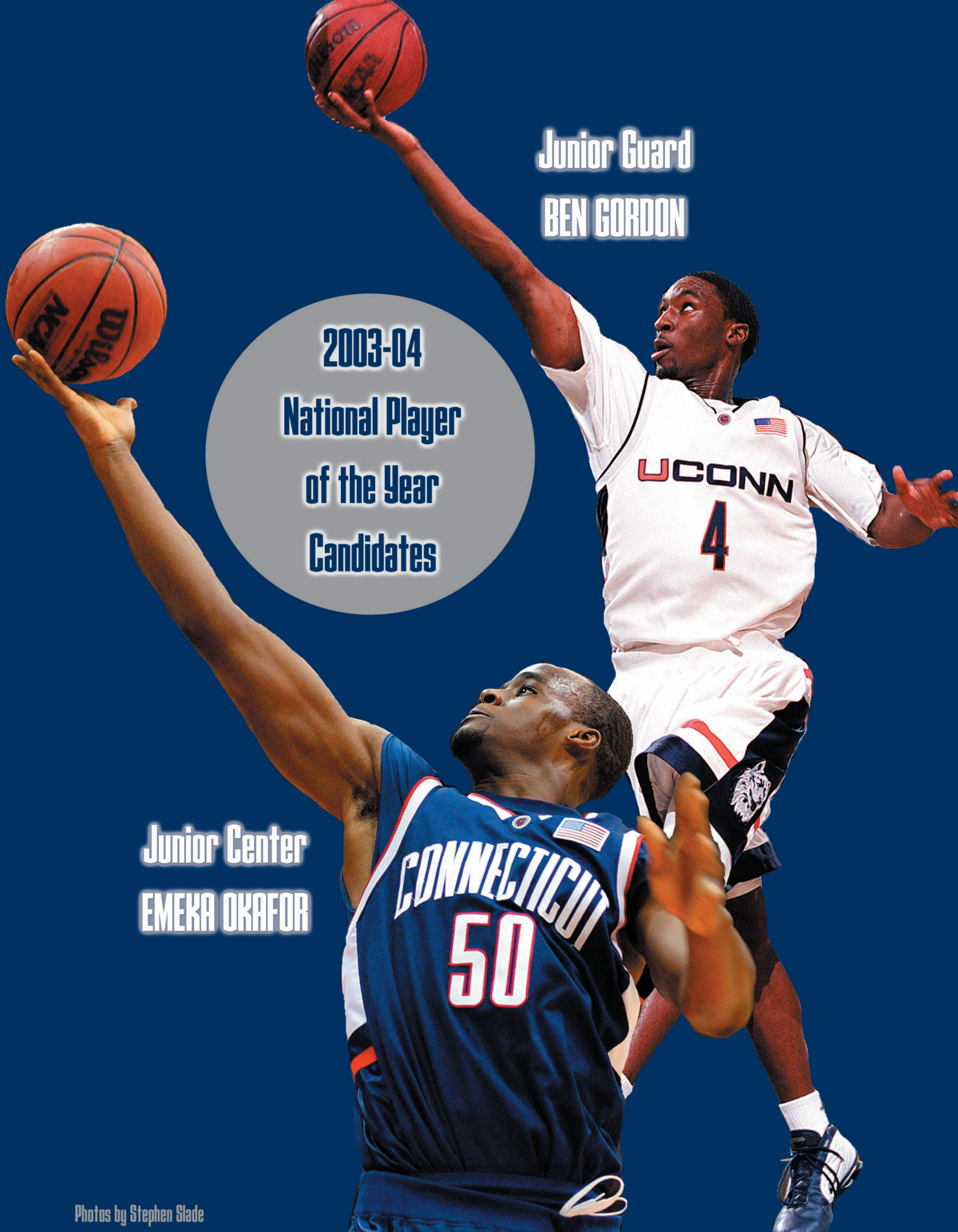

Junior Guard
BEN GORDON

Junior Center
EMEKA OKAFOR

Photos by Stephen Slade