



# SEASON RECAP



## #3 Duke Blue Devils (35-4, 19-1 ACC)

21ST ACC REGULAR SEASON CHAMPIONSHIP  
23RD ACC TOURNAMENT CHAMPIONSHIP  
47TH NCAA TOURNAMENT APPEARANCE  
18TH NCAA FINAL FOUR APPEARANCE



### SCHEDULE & RESULTS

Date	AP Rank	Duke	Opponent	TV	Time (ET)
NOVEMBER (5-2)					
O 19	7	-	Lincoln (Pa.)	EXHIBITION	ACCNX W, 107-56
O 27	7	-	Arizona State	EXHIBITION	ACCN W, 103-47
N 4	7	-	Maine		ACCN W, 96-62
N 8	7	-	Army West Point		ACCN W, 100-58
N 12	6	19	vs. Kentucky - 1		ESPN L, 72-77
N 16	6	-	Wofford		ACCN W, 86-35
N 22	12	17	at Arizona		ESPN2 W, 69-55
N 26	11	1	vs. Kansas - 2		ESPN L, 72-75
N 29	11	-	Seattle		ACCN W, 70-48

DECEMBER (6-0)					
D 4	9	2	Auburn - 3		ESPN W, 84-78
D 8	9	RV	at Louisville *		ACCN W, 76-65
D 10	4	-	Incarnate Word		ACCN W, 72-46
D 17	5	-	George Mason		ACCN W, 68-47
D 21	5	-	at Georgia Tech *		ACCN W, 82-56
D 31	4	-	Virginia Tech *		ACCN W, 88-65

JANUARY (7-0)					
J 4	4	-	at SMU *	The CW	W, 89-62
J 7	4	RV	Pittsburgh *		ESPN W, 76-47
J 11	4	-	Notre Dame *		ESPN W, 86-78
J 14	3	-	Miami *		ESPN W, 89-54
J 18	3	-	at Boston College *		ESPN W, 88-63
J 25	2	RV	at Wake Forest *		ESPN W, 63-56
J 27	2	-	NC State *		ESPN W, 74-64

FEBRUARY (7-1)					
F 1	2	-	North Carolina *		ESPN W, 87-70
F 5	2	-	at Syracuse *		ESPN2 W, 83-54
F 8	2	RV	at Clemson *		ESPN L, 71-77
F 12	3	-	California *		ACCN W, 78-57
F 15	3	-	Stanford *		ABC W, 106-70
F 17	3	-	at Virginia *		ESPN W, 80-62
F 22	3	RV	vs. Illinois - 4		FOX W, 110-67
F 25	2	-	at Miami *		ESPN W, 97-60

MARCH (10-0)					
M 1	2	-	Florida State *		ACCN W, 100-65
M 3	2	-	Wake Forest *		ESPN W, 93-60
M 8	2	-	at North Carolina *		ESPN W, 82-69
M 13	1	-	vs. Georgia Tech - 5		ESPN W, 78-70
M 14	1	-	vs. North Carolina - 5		ESPN W, 74-71
M 15	1	13	vs. Louisville - 5		ESPN W, 73-62
M 21	1	-	vs. Mount St. Mary's - 6		CBS W, 93-49
M 23	1	-	vs. Baylor - 6		CBS W, 89-66
M 27	1	21	vs. Arizona - 7		CBS W, 100-93
M 29	1	7	vs. Alabama - 7		TBS/truTV W, 85-65

APRIL (0-1)					
A 5	1	2	vs. Houston - 8		CBS L, 67-70

Duke/opponent AP ranking at time of game | \* ACC game  
 1 - State Farm Champions Classic (State Farm Arena; Atlanta, Ga.)  
 2 - Vegas Showdown (T-Mobile Arena; Las Vegas, Nev.)  
 3 - ACC/SEC Challenge (Cameron Indoor Stadium; Durham, N.C.)  
 4 - Sentinel/One Classic (Madison Square Garden; New York, N.Y.)  
 5 - ACC Tournament (Spectrum Center; Charlotte, N.C.)  
 6 - NCAA Tournament (Lenovo Center; Raleigh, N.C.)  
 7 - NCAA Tournament (Prudential Center; Newark, N.J.)  
 8 - NCAA Tournament "Final Four" (Alamodome; San Antonio, Texas)

### DUKE TEAM LEADERS

Scoring	19.2	Cooper Flagg
Rebounds	7.5	Cooper Flagg
Assists	4.2	Cooper Flagg
Steals	1.4	Cooper Flagg
Blocks	1.4	Cooper Flagg
Field Goals	239	Cooper Flagg
Field Goal Pct.	.712	Khaman Maluach
3-Point Field Goals	89	Tyrese Proctor
3-Point Field Goals Pct.	.416	Isaiah Evans
Free Throws	179	Cooper Flagg
Free Throw Pct.	.914	Kon Knueppel

### DUKE COMMUNICATIONS

Executive Director of Communications: Kyle Serba  
 » kyle.serba@duke.edu // C: 919-519-7116 // O: 919-668-1712  
 Assistant Director of Communications: Henry Skutt  
 » henry.skutt@duke.edu // C: 984-287-9011 // O: 919-668-4393

### 2024-25 SEASON NOTES

- » Duke's 18th Final Four trip is tied for second-most all time.
- » Duke achieved the second-highest net rating (39.29) and best offensive efficiency rating (130.1) in the history of KenPom (since 1996-97 season). Only the 1998-99 Duke Blue Devils achieved a higher net rating (43.01).
- » The 2024-25 Blue Devils achieved a 35-4 overall record as one of six Duke teams to win at least 35 games in a season, and the first to do so in 10 years.
- » Duke tallied a 19-1 conference record to capture the school's 21st ACC regular-season title.
- » The Blue Devils captured the ACC Tournament championship for the 23rd time in program history and the second time under third-year head coach **Jon Scheyer**.
- » Duke was ranked inside the top 25 for the entirety of the 2024-25 season, including two weeks at No. 1 and concluding at No. 3 in the final Associated Press poll - the 41st time Duke has finished in the top 10.
- » The Blue Devils won 31 of their last 33 games, including win streaks of 16 and 15 consecutive victories.
- » Duke led the nation in scoring margin (+20.5) and ranked third in the country in assist-to-turnover ratio (+1.82), fourth in field goal percentage defense (.384), fifth in effective field goal percentage (.579), seventh in field goal percentage (.493), seventh in scoring defense (62.8), eighth in turnovers per game (9.3), 10th in free throw percentage (79.0), 11th in scoring offense (83.2), 11th in three-point percentage (.386), 13th in rebound margin (+7.2), 17th in assists per game (17.0) and 21st in three-pointers per game (10.1) - all top marks in the ACC.
- » Duke became the first team in ACC history to lead the conference in both scoring offense (83.2) and scoring defense (62.8).
- » Duke was the only team in the country ranked among the top-five in both offensive (1st) and defensive (5th) adjusted efficiency, according to KenPom.
- » Duke was the only Division I team to score 80 points or more per game (83.2) and hold its opponents to fewer than 63 points per game (62.8).
- » The 2024-25 Blue Devils tallied the best assist-to-turnover ratio (1.82) in program history and posted the best field goal percentage defense (.384) by any Duke squad since 1960.
- » This year's team ranks second in Duke single-season history with 394 made three-pointers and a free-throw percentage of 79.0%, the best since the 1977-78 campaign (.791), while finishing third in scoring defense (62.8) and scoring margin (20.5).
- » The Blue Devils' 86.80 scoring average in the 2025 NCAA Tournament ranks second in Duke history (minimum five games played) behind the 2001 national championship team, which averaged 86.83 points per contest.
- » Scheyer's 89 career victories tied with Brad Underwood and Brad Stevens for the most wins among Division I head coaches in their first three seasons.
- » Scheyer became the youngest head coach in the Final Four since 2011 (Brad Stevens, Butler).
- » Scheyer is the first coach in conference history to win two ACC Tournament championships in his first three seasons as a head coach.
- » Scheyer received the 2024-25 John McLendon National Coach of the Year Award.



- » **Cooper Flagg** was named National Player of the Year by five of the six organizations recognized by the NCAA, taking home the honor from the United State Basketball Writers Associated (USBWA), National Association of Basketball Coaches (NABC), the Associated Press (AP), Wooden and Naismith.
- » Flagg swept the ACC Player and Rookie of the Year awards and became Duke's first consensus First Team All-American since 2019.
- » Flagg became the first Blue Devil to lead the team in all five major statistical categories - scoring (19.2), rebounding (7.5), assists (4.2), steals (1.4) and blocks (1.4).
- » Flagg became the youngest player in NCAA history to post a 40-point game when he broke the Duke and ACC freshman single-game scoring records with 42 points versus Notre Dame on Jan. 11.
- » **Kon Knueppel** was named ACC Tournament MVP, averaging 21 points per game in Duke's three games in Charlotte, while shooting 18-of-37 (.486) from the field overall.
- » Knueppel made 117-of-128 free throw attempts for a 91.4% accuracy at the foul line, becoming just the second Blue Devil to complete a season above 90 percent (JJ Redick - three times).
- » From Feb. 1 through March 13, Knueppel made 38 consecutive free throws, which ranks fourth in Duke history.
- » **Tyrese Proctor** ended the 2024-25 campaign as Duke's 52nd all time leading scorer with 1,143 career points, and is positioned fourth in career assist-to-turnover ratio (2.33).
- » Proctor made 13 three-pointers across the first two rounds of the NCAA Tournament, including a 7-of-8 (.875) performance from long distance against Baylor, which is the second-best three-point shooting percentage in Duke history (minimum six attempts).
- » **Khaman Maluach** made 136-of-191 shot attempts for a field goal percentage of .712, which ranks third in Blue Devil single-season history and is the second-highest by a Duke freshman.
- » Maluach's 77 dunks on the season were more than the 66 combined by Duke foes. His 77 slams are fourth-most by a Blue Devil in a season and the second-most by a Duke freshman.
- » Duke secured the East Region title with top-25 victories over No. 21 Arizona (100-93) and No. 7 Alabama (85-65) in Newark, N.J., advancing to the Final Four at the Alamodome in San Antonio.
- » Flagg averaged 21.0 points, 7.6 rebounds, 5.0 assists and 2.0 blocks in five tournament games, earning one of five spots on the NCAA All-Tournament Team and being named the East Region Most Outstanding Player.
- » Knueppel and Maluach joined Flagg on the East Region All-Tournament Team.



## ROSTER INFORMATION

### Numerical

No.	Name	Pos.	Ht.	Wt.	Year	Exp.	Hometown	High School	Previous College
1	Caleb Foster	G	6-5	202	So.	1L	Harrisburg, N.C.	Notre Dame (Calif.)	
2	Cooper Flagg	G/F	6-9	225	Fr.	HS	Newport, Maine	Montverde Academy	
3	Isaiah Evans	G/F	6-6	175	Fr.	HS	Fayetteville, N.C.	North Mecklenburg	
5	Tyrese Proctor	tie-REECE	G	6-6	Jr.	2L	Sydney, Australia	NBA Global Academy	
6	Maliq Brown	mah-LEEK	F	6-9	Jr.	TR	Culpeper, Va.	Blue Ridge	Syracuse
7	Kon Kneuppel	kohn kuh-NIP-ull	G/F	6-7	Fr.	HS	Milwaukee, Wis.	Wisconsin Lutheran	
8	Darren Harris	G/F	6-6	203	Fr.	HS	Herndon, Va.	St. Paul VI	
9	Khaman Maluach	kah-mahn mahl-oo-ahch	C	7-2	Fr.	HS	Rumbek, South Sudan	NBA Academy Africa	
13	Cameron Sheffield	G/F	6-6	204	Gr.	TR	Alpharetta, Ga.	Chattahoochee	Rice
14	Sion James	SEE-on	G	6-6	Gr.	TR	Sugar Hill, Ga.	Lanier	Tulane
18	Mason Gillis	F	6-6	225	Gr.	TR	New Castle, Ind.	New Castle	Purdue
20	Neal Begovich	beg-oh-vich	F	6-9	Gr.	1L	San Francisco, Calif.	St. Ignatius College Prep	Stanford
21	Patrick Ngongba II	GUNG-buh	C	6-11	Fr.	HS	Manassas, Va.	St. Paul VI	
52	Stanley Borden	C	7-0	241	Sr.	3L	Istanbul, Turkey	Istanbul Int'l Community School	
55	Spencer Hubbard	G	5-8	157	Gr.	3L	Los Angeles, Calif.	Harvard Westlake	

### Alphabetical

No.	Name	Pos.	Ht.	Wt.	Year	Exp.	Hometown	High School	Previous College
20	Neal Begovich	beg-oh-vich	F	6-9	Gr.	1L	San Francisco, Calif.	St. Ignatius College Prep	Stanford
52	Stanley Borden	C	7-0	241	Sr.	3L	Istanbul, Turkey	Istanbul Int'l Community School	
6	Maliq Brown	mah-LEEK	F	6-9	Jr.	TR	Culpeper, Va.	Blue Ridge	Syracuse
3	Isaiah Evans	G/F	6-6	175	Fr.	HS	Fayetteville, N.C.	North Mecklenburg	
2	Cooper Flagg	G/F	6-9	225	Fr.	HS	Newport, Maine	Montverde Academy	
1	Caleb Foster	G	6-5	202	So.	1L	Harrisburg, N.C.	Notre Dame (Calif.)	
18	Mason Gillis	F	6-6	225	Gr.	TR	New Castle, Ind.	New Castle	Purdue
8	Darren Harris	G/F	6-6	203	Fr.	HS	Herndon, Va.	St. Paul VI	
55	Spencer Hubbard	G	5-8	157	Gr.	3L	Los Angeles, Calif.	Harvard Westlake	
14	Sion James	SEE-on	G	6-6	Gr.	TR	Sugar Hill, Ga.	Lanier	Tulane
7	Kon Kneuppel	kohn kuh-NIP-ull	G/F	6-7	Fr.	HS	Milwaukee, Wis.	Wisconsin Lutheran	
9	Khaman Maluach	kah-mahn mahl-oo-ahch	C	7-2	Fr.	HS	Rumbek, South Sudan	NBA Academy Africa	
21	Patrick Ngongba II	GUNG-buh	C	6-11	Fr.	HS	Manassas, Va.	St. Paul VI	
5	Tyrese Proctor	tie-REECE	G	6-6	Jr.	2L	Sydney, Australia	NBA Global Academy	
13	Cameron Sheffield	G/F	6-6	204	Gr.	TR	Alpharetta, Ga.	Chattahoochee	Rice

### On-Court Coaching Staff

Name	Position	Years at Duke	Years in Current Position	Alma Mater	
Jon Scheyer	SHY-er	Head Coach	12th	3rd	Duke '10
Chris Carrawell		Associate Head Coach	7th	4th	Duke '00
Jai Lucas	"jay"	Associate Head Coach (until end of regular season)	3rd	2nd	Texas '11
Emanuel Dildy		Assistant Coach	2nd	2nd	Eastern Illinois '05
Will Avery		Assistant Coach	2nd	2nd	Duke '23
Justin Robinson		Director of Player Development	2nd	2nd	Duke '19

### ROSTER BREAKDOWNS

#### By Class

Graduate Student (4)	Begovich, Gillis, Hubbard, James
Senior (2)	Borden, Sheffield
Junior (2)	Brown, Proctor
Sophomore (1)	Foster
Freshman (6)	Evans, Flagg, Harris, Kneuppel, Maluach, Ngongba

#### By Height (AVERAGE HEIGHT: 6-7)

7-2 (1)	Maluach
7-0 (1)	Borden
6-11 (1)	Ngongba
6-9 (3)	Begovich, Brown, Flagg
6-7 (1)	Kneuppel
6-6 (6)	Evans, Gillis, Harris, James, Proctor, Sheffield
6-5 (1)	Foster
5-8 (1)	Hubbard

#### By State

California (2)	Neal Begovich (San Francisco) Spencer Hubbard (Los Angeles)
Georgia (2)	Sion James (Sugar Hill) Cameron Sheffield (Alpharetta)
Indiana (1)	Mason Gillis (New Castle)
Maine (1)	Cooper Flagg (Newport)
North Carolina (2)	Caleb Foster (Harrisburg) Isaiah Evans (Fayetteville)
Virginia (3)	Maliq Brown (Culpeper) Darren Harris (Herndon) Patrick Ngongba II (Manassas)
Wisconsin (1)	Kon Kneuppel (Milwaukee)
International (3)	Stanley Borden (Istanbul, Turkey) Khaman Maluach (Rumbek, South Sudan) Tyrese Proctor (Sydney, Australia)

### DUKE QUICK FACTS

<b>University</b>	
Founded	1838 as Trinity College
Enrollment (undergraduate)	6,789
President	Dr. Vincent Price (Santa Clara '79)
Vice President/Director of Athletics	Nina King (Notre Dame '00)

#### Basketball History

Seasons of Basketball	120th in 2024-25
First Season	1905-06
NCAA Tournament Appearances	47
Record	126-42 (.750)
Last Appearance (Round)	2024 (Elite Eight)
NCAA Final Four Appearances (last)	18 (2025)
National Championships (five)	1991, 1992, 2001, 2010, 2015
NIT Appearances (last)	4 (1981)
ACC Championships (last)	23 (2025)

#### Cameron Indoor Stadium

Inaugural Game	January 6, 1940
Capacity	9,314
Consecutive Sellouts	541 (Nov. 26, 1990-present)
Undefeated Seasons (Last)	20 (2024-25)

#### Team Information

2024-25 Record	35-4
Home	17-0
Away	10-1
Neutral	8-3
ACC Record	19-1
Home	10-0
Away	9-1
Finish	1st
Tournament	Champion
AP / USA Today Final Ranking	3 / 3
Starters Returning/Lost (entering 2024-25)	1 / 4
Letterwinners Returning/Lost (entering 2024-25)	5 / 10
Newcomers for 2024-25	10
Freshmen	6
Transfers	4

### DUKE RECORD BY STARTING LINEUP

James, Proctor, Kneuppel, Flagg, Maluach	> 27-2
Foster, Proctor, Kneuppel, Flagg, Maluach	5-2
James, Proctor, Kneuppel, Evans, Maluach	2-0
James, Evans, Kneuppel, Flagg, Maluach	1-0

#### > Most recent lineup

### DUKE BY THE NUMBERS

Seasons of Men's Basketball	120th in 2024-25
Total Games	3,268
Duke all-time record	2,335-933 (.715)
Duke all-time ACC record (regular season only)	738-352 (.677)
Duke record at Cameron Indoor Stadium	978-174 (.849)
ACC Championships	23 (last in 2024-25)
NCAA Tournament Appearances	47 (last in 2024-25)
NIT Postseason Appearances	5 (last in 1980-81)
20+ Win Seasons	59 (last in 2024-25)
30+ Win Seasons	17 (last in 2024-25)
AP Top 10 Finishes	40 (last in 2024-25)
AP No. 1 Finishes	8 (last in 2018-19)
Years Ranked No. 1 in the country (AP only)	25 (last in 2024-25)
Overtime Games	135 (70-65)
Duke 100-Point Games	202 (196-6)

National Players of the Year	16 honors by 12 players (last in 2024-25)
National Defensive Players of the Year	9 honors by 6 players (last in 2005-06)
National Freshman of the Year	9 (last in 2024-25)
All-American Honors	80 (last in 2024-25)
Academic All-American Honors	20 (last in 2015-16)
ACC Players of the Year	19 (last in 2024-25)
ACC Freshmen of the Year	15 (last in 2024-25)
ACC Defensive Players of the Year	5 (last in 2021-22)

## DUKE GAME NOTES

### Scheyer Breaks ACC Record, Ties Division I Record for Most Victories in First Three Seasons

- » Duke head coach **Jon Scheyer** has achieved a career record of 89-22 for a winning percentage of .802.
- » Scheyer's 89 victories exceed the standard set by Bill Guthridge (80, North Carolina, 1997-2000) for the most wins by an ACC coach in their first three seasons.
- » Scheyer's 89 victories ties Brad Underwood and Brad Stevens for the most wins in the first three seasons as a Division I men's basketball head coach.
- » Scheyer became the first coach in conference history to win two ACC Tournament championships in his first three seasons as a head coach.
- » Scheyer, one of four finalists for the Naismith Coach of the Year award, was honored as the recipient of the 2024-25 John McLendon National Coach of the Year Award (presented by College Insider) and was named NABC South Atlantic District Coach of the Year.
- » He also became the youngest head coach to reach the Final Four since 2011.
- » Scheyer chalked up the most victories by any Duke head coach in their first 100 games, posting 79 victories, which tops Vic Bubas's 76.

#### MOST WINS IN FIRST 3 SEASONS AS HEAD COACH

Head Coach - Record (Division I - Men's)	
<b>Jon Scheyer</b>	<b>89</b>
Brad Underwood	89
Brad Stevens	89
Tommy Lloyd	88

#### MOST WINS IN FIRST 100 GAMES AS DUKE COACH

Head Coach (First Season) - Record	
<b>Jon Scheyer (2022-23)</b>	<b>79-21</b>
Vic Bubas (1959-60)	76-24
Harold Bradley (1950-51)	70-30
Eddie Cameron (1928-29)	70-30
Gerry Gerard (1942-43)	66-34

### Historical Season Positions Duke Among Nation's Top Offenses and Defenses

- » The Blue Devils achieved a KenPom net rating of 39.29, the second-highest in the site's history since 1996-97 - trailing only the 1998-99 Duke squad (43.01).
- » Duke's 2024-25 offensive efficiency rating (130.1) is the best in the history of KenPom (since 1996-97 season).
- » The 2024-25 Blue Devils are the first Duke team since the 1948-49 season to hold every regular-season opponent to fewer than 80 points.
- » Blue Devils were a statistical powerhouse in 2024-25, leading the nation in scoring margin (+20.5) and becoming the first team in ACC history to lead the conference in both scoring offense (83.2) and scoring defense (62.8). Nationally, Duke ranked in the top 25 in 13 categories, including:
  - 1st in scoring margin (+20.5) - third-best in Duke history
  - 3rd in assist-to-turnover ratio (+1.82) - best in program history
  - 4th in field goal percentage defense (.384) - best by any Duke team since 1960
  - 7th in field goal percentage (.493)
  - 7th in scoring defense (62.8) - third-best in program history
  - 10th in free throw percentage (.790) - second-best in Duke history
  - 11th in scoring offense (83.2)
  - 11th in three-point percentage (.386)
  - 13th in rebound margin (+7.2)
- » Duke also tallied 394 made three-pointers, the second-most in program history, while becoming the only Division I team to both average over 80 points per game (83.2) and allow fewer than 63 (62.8).
- » In 2023-24, the Blue Devils finished 16th in the nation in defense efficiency (95.2), and ranked 28th in the nation in scoring defense, holding opponents to just 66.3 points per game.
- » In 2022-23, **Jon Scheyer's** first season as head coach, Duke finished 16th in the nation in defense efficiency (93.9), and ranked 24th in three-point percentage defense (.305), 27th in field goal percentage defense (.406) and 30th in scoring defense (63.6).

#### Duke Single-Season Records

BEST FG% DEFENSE (since 1960)	
<b>1. 2024-25</b>	<b>.384</b>
2. 2004-05	.390
3. 1998-99	.391
4. 2018-19	.398
5. 2009-10	.401

#### Duke Single-Season Records

BEST SCORING DEFENSE (since 1951)	
1. 2009-10	61.0
2. 2006-07	62.0
<b>3. 2024-25</b>	<b>62.8</b>
4. 1959-60	63.2
5. 2022-23	63.6

#### Duke Single-Season Records

HIGHEST AVG. SCORING MARGIN	
1. 1998-99	24.7
2. 1997-98	21.5
<b>3. 2024-25</b>	<b>20.4</b>
4. 2000-01	20.2
5. 2001-02	19.7

### Duke in the NCAA Tournament

- » Head coach **Jon Scheyer** led Duke into the tournament for the third straight season and steered the Blue Devils to a top-five seed in each of his first three seasons. The 37-year-old was the youngest head coach in the Final Four since Butler head coach Brad Stevens in 2011.
- » 2025 marked the first one seed for the Blue Devils under Scheyer and was the 15th time in program history that Duke has been tapped as a one seed.
- » Duke is 126-42 (.750) all-time in the NCAA Tournament, marking the best winning percentage in tournament history by a team with a minimum of 20 games played.
- » Duke's 126 wins are third-most in the event's history.
- » This was Duke's 18th Final Four appearance, which ties UCLA for second-most all time.
- » Since the NCAA Tournament expanded to 64 teams in 1985, Duke has made 13 Final Four appearances, the most by any program during that time span.

#### Duke Single-Season Records

MOST 3-POINT FIELD GOALS	
1. 2000-01 (ACC record)	407
<b>2. 2024-25</b>	<b>394</b>
3. 2015-16	328
4. 2013-14	316
5. 2016-17	311

### Five Blue Devils Earn ACC Postseason Honors; Flagg Named ACC Player of the Year and Rookie of the Year

- » Duke freshman guard/forward **Cooper Flagg** was voted the 2024-25 ACC Player of the Year and Rookie of the Year, headlining five Blue Devils to earn conference postseason honors.
- » Flagg is the fourth player in ACC history to capture the league's Player and Rookie of the Year awards in the same season, joining former Duke standouts **Zion Williamson** (2019), **Marvin Bagley III** (2018) and **Jahlil Okafor** (2015).
- » The Newport, Maine, native was also selected to the All-ACC First Team, ACC All-Rookie Team and ACC All-Defensive Team, finishing second in the voting for ACC Defensive Player of the Year, along with the 2024-25 Anthony J. McKevin Award as the ACC Male Athlete of the Year.
- » Fellow freshman guard/forward **Kon Knueppel** was named to the All-ACC Second Team, junior guard **Tyrese Proctor** secured a spot on the All-ACC Third Team and freshman center **Khaman Maluach** received All-ACC Honorable Mention recognition. Knueppel and Maluach accompanied Flagg on the ACC All-Rookie Team.
- » Duke graduate guard **Sion James** earned ACC All-Defensive Team honors in his lone season as a Blue Devil.

#### Duke Single-Season Records

HIGHEST FREE THROW PERCENTAGE	
1. 1977-78	.791
<b>2. 2024-25</b>	<b>.790</b>
3. 1972-73	.785
4. 1970-71	.766
2022-23	.766

### Flagg Collected Accolades, Made History - Consensus First Team All-American - National Player and Freshman of the Year

- » Duke freshman guard/forward **Cooper Flagg** finished the season named as National Player of the Year by five of the six organizations recognized by the NCAA, taking home the honor from the United States Basketball Writers Association (USBWA), National Association of Basketball Coaches (NABC), the Associated Press (AP), Wooden and Naismith.
- » The Newport, Maine native was named the winner of the 2024-25 Oscar Robertson Trophy as the National Player of the Year and the 2024-25 Wayman Tisdale Award recipient as the National Freshman Player of the Year, presented by the U.S. Basketball Writers Association (USBWA). He is just the fourth player to sweep both awards, joining **Zion Williamson** (2019), Anthony Davis (2012) and Kevin Durant (2007).
- » Flagg was voted the winner of the National Association of Basketball Coaches (NABC) Player and Freshman of the Year, becoming just the second player to sweep both awards, joining fellow Blue Devil, Zion Williamson (2019).
- » Flagg was a consensus First Team All-American, being named to the All-America First Team by Sporting News, Associated Press (AP), National Association of Basketball Coaches (NABC) and U.S. Basketball Writers Association (USBWA).
- » The 6-9, 225-pound freshman topped Duke in points (709), rebounds (278), assists (155), steals (52) and blocks per game (1.4), and ranked among the ACC's top-10 in four of the five major statistical categories - scoring (3rd), rebounding (9th), assists (8th) and blocked shots (6th).
- » Flagg became the only 17-year-old in NCAA history to register multiple 20-point double-doubles, according to Real Sports.
- » Flagg broke the Duke and ACC freshman single-game scoring records with 42 points versus Notre Dame (Jan. 11), becoming the youngest player in NCAA history to have a 40-point game, according to Real Sports.
- » Flagg became the first player in Duke and NCAA Tournament history to post 30 points, six rebounds, seven assists and three steals in a game (vs. Arizona, March 27), earning the East Regional Most Outstanding Player award.
- » Flagg has posted seven double-doubles this season, including four with 20 points or more and two of those against ranked opponents, collecting 26 points and 11 rebounds versus No. 19 Kentucky and 22 points and 11 caroms against No. 2 Auburn.
- » Flagg has been voted as the ACC Rookie of the Week a record 12 times and the ACC Player of the Week five times.
- » Flagg became the first ACC player to amass 500 points, 100 assists and 30 blocks in the regular season in the last 25 years, reaching those numbers in 26 games (at Virginia).

**HEAD COACH JON SCHEYER**



**BIO**

Former Duke All-American and two-time team captain Jon Scheyer is the 20th head coach in Duke University's storied basketball history. He was named to the position on June 4, 2021, succeeding Hall of Fame head coach Mike Krzyzewski.

Scheyer, who completed his third season as head coach in 2024-25, has vast experience on the Duke bench, having served on Krzyzewski's staff since the 2013-14 season. His previous roles with the Blue Devils include special assistant, assistant coach and the previous three years as associate head coach. Scheyer and Duke agreed to a new six-year contract in October of 2023, extending him through the 2028-29 season.

The 35-year-old Scheyer was among the youngest head coaches in Division-I men's basketball, and the youngest at a power conference institution. He was named to *The Athletic's* 40 Under 40 in college sports in 2022, and was previously touted as one of the best assistant coaches in college basketball.

As a player, Scheyer sparked the Blue Devils to two ACC championships and the 2010 NCAA title as a player from 2007-10. In his time on the coaching staff, he has helped Duke compile a 272-80 (.773) record, a national championship (2015), two Final Fours (2015, 2022) and three ACC Tournament crowns (2017, 2019, 2023).

The Northbrook, Illinois, native has been integral in the recruiting and development of several young Duke stars since joining the staff, and landed the nation's No. 1-ranked recruiting class in 2022, 2024 and 2025, and No. 2-ranked class for 2023.

Duke has signed a top-three recruiting class per ESPN in every season since Scheyer joined the staff, including the No. 1 class seven times in 12 seasons (2014, 2015, 2017, 2018, 2022, 2024, 2025).

[CLICK HERE FOR COACH SCHEYER'S FULL BIO](#)

**SCHEYER QUICK FACTS**

Born	August 24, 1987
High School	Glenbrook North, Northbrook, Illinois
College Career	Four-year letterman, Duke, 2007-2010
College Degree	B.A., History, Duke, 2010
College Honors	Co-captain, 2009, 2010 Consensus Second Team All-America, 2010 All-NCAA Final Four Team, 2010 First Team All-ACC, 2010 NCAA Tournament All-South Region, 2010 ACC Tournament MVP, 2009 All-Preseason NIT, 2009
Coaching Career	Special Assistant, Duke, 2013-14 Assistant Coach, Duke, 2014-18 Associate Head Coach, Duke, 2018-22 Head Coach, Duke, 2022-present
Family	Wife, Marcelle (married May 2017) Children, Noa (born January 2018) Jett (born August 2019) James (born May 2022)

**SCHEYER BY THE NUMBERS**

<b>28.1</b>	Average number of wins per season while at Duke
<b>.786</b>	Career winning percentage as coach and player
<b>12</b>	Top-3 recruiting classes in 12 years on staff
<b>6</b>	ACC Tournament titles (2009, 2010, 2017, 2019, 2023, 2025)
<b>2</b>	National Championships (2010, 2015)
<b>31</b>	All-ACC selections coached (13 First Team picks)
<b>13</b>	All-Americans coached (6 consensus First Team picks)
<b>16</b>	Major ACC award winners coached (5 Players of the Year)
<b>35</b>	NBA Draft picks coached (3 overall No. 1 picks)

"I've said many times that Jon Scheyer is one of the smartest coaches in the country. He showed that repeatedly as a member of our staff the past eight seasons. He is ready for this amazing opportunity and clearly recognizes the significance of the position in which he finds himself. He understands the unique culture of Duke Basketball and he and his staff will carry it forward in an ever-changing college athletics environment. Jon is a rising star in the profession and Duke could not be in better hands moving forward." -- MIKE KRZYZEWSKI

**JON SCHEYER YEAR-BY-YEAR AT DUKE**

Playing Career		Overall	ACC	ACC Tournament	NCAA Tournament
2006-07	Freshman Guard	22-11	8-8 (T6th)	First Rd (0-1)	NCAA First Rd (0-1)
2007-08	Sophomore Guard	28-6	13-3 (2nd)	Semifinals (1-1)	NCAA Second Rd (1-1)
2008-09	Junior Guard	30-7	11-5 (T2nd)	Champion (3-0)	NCAA Sweet 16 (2-1)
2009-10	Senior Guard	35-5	13-3 (T1st)	Champion (3-0)	NCAA Champion (6-0)
<b>Career</b>		<b>115-29 (.799)</b>	<b>45-19 (.703)</b>	<b>7-2 (.778)</b>	<b>9-3 (.750)</b>
Coaching Career		Overall	ACC	ACC Tournament	NCAA Tournament
2013-14	Special Assistant	26-9	13-5 (3rd)	Finals (2-1)	NCAA First Rd (0-1)
2014-15	Assistant Coach	35-4	15-3 (2nd)	Semifinals (1-1)	NCAA Champion (6-0)
2015-16	Assistant Coach	25-11	11-7 (T5th)	Quarterfinals (1-1)	NCAA Sweet 16 (2-1)
2016-17	Assistant Coach	28-9	11-7 (T5th)	Champion (4-0)	NCAA Second Rd (1-1)
2017-18	Assistant Coach	29-8	13-5 (2nd)	Semifinals (1-1)	NCAA Elite Eight (3-1)
2018-19	Associate Head Coach	32-6	14-4 (3rd)	Champion (3-0)	NCAA Elite Eight (3-1)
2019-20	Associate Head Coach	25-6	15-5 (4th)	Quarterfinals (0-0)*	--*
2020-21	Associate Head Coach	13-11	9-9 (10th)	Quarterfinals (2-0)**	--
2021-22	Associate Head Coach	32-7	16-4 (1st)	Finals (2-1)	NCAA Semifinals (4-1)
2022-23	Head Coach	27-9	14-6 (4th)	Champion (3-0)	NCAA Second Rd (1-1)
2023-24	Head Coach	27-9	15-5 (2nd)	Quarterfinals (0-1)	NCAA Elite Eight (3-1)
2024-25	Head Coach	35-4	19-1 (1st)	Champion (3-0)	NCAA Semifinals (4-1)
<b>Head Coach Totals</b>		<b>89-22 (.802)</b>	<b>48-12 (.800)</b>	<b>6-1 (.857)</b>	<b>8-3 (.727)</b>
<b>Overall Coaching Totals</b>		<b>334-93 (.782)</b>	<b>165-61 (.730)</b>	<b>22-6 (.786)</b>	<b>27-9 (.750)</b>

\* Postseason canceled by COVID-19 pandemic; \*\* Season ended by Duke's COVID protocols

**CAREER RECORD**

Overall Record	89-22
ACC Record (regular season & tournament)	54-13
Home	48-3
Road	21-11
Neutral	20-8
vs. AP Top 25	12-10

**SCHEYER'S DUKE CAREER STATS**

	GP-GS	Min	FG	Pct	3FG	Pct	FT	Pct	Reb	Avg	PF	Ast	Turn	Blk	Stl	Pts	Avg
2006-07	33-32	1,112	113-284	.398	61-167	.365	115-136	.846	110	3.3	57	61	52	5	39	402	12.2
2007-08	34-1	963	115-259	.444	47-121	.388	120-135	.889	134	3.9	56	83	37	9	46	397	11.7
2008-09	37-35	1,214	146-368	.397	79-205	.385	179-214	.836	134	3.6	62	102	57	6	58	550	14.9
2009-10	40-40	1,470	212-531	.399	110-287	.383	194-221	.878	144	3.6	54	194	65	10	65	728	18.2
<b>Total</b>	<b>144-108</b>	<b>4,759</b>	<b>586-1,442</b>	<b>.406</b>	<b>297-780</b>	<b>.381</b>	<b>608-706</b>	<b>.861</b>	<b>522</b>	<b>3.6</b>	<b>229</b>	<b>440</b>	<b>211</b>	<b>30</b>	<b>208</b>	<b>2,077</b>	<b>14.4</b>

**2024-25 DUKE BLUE DEVILS**



**DUKE BASKETBALL | 5-time National Champions**

STREAKS			
<b>Consecutive Made Free Throws</b>	<i>Career Long*</i>	<i>Season Long</i>	<i>Active</i>
Kon Knueppel	38	38	18
Cooper Flagg	20	20	12
Khaman Maluach	12	12	3
Mason Gillis	10	10	2
Neal Begovich	2	--	2
Isaiah Evans	6	6	1
Sion James	13	13	--
Tyrese Proctor	17	10	--
Patrick Ngongba	7	7	--
Caleb Foster	10	6	--
Maliq Brown	2	2	--
Darren Harris	3	3	--
Spencer Hubbard	1	--	--
<i>*Duke career only</i>			
<b>Consecutive Games Played with 3-Point Field Goal</b>	<i>Career Long</i>	<i>Season Long</i>	<i>Active</i>
Cooper Flagg	14	14	5
Kon Knueppel	9	9	5
Sion James	> 7	3	1
Tyrese Proctor	16	16	--
Caleb Foster	6	6	--
Mason Gillis	> 7	5	--
Isaiah Evans	5	5	--
Darren Harris	2	2	--
Spencer Hubbard	2	2	--
Cameron Sheffield	> 8	1	--
Maliq Brown	> 2	1	--
Khaman Maluach	1	1	--
Neal Begovich	1	1	--
<i>&gt; includes previous school</i>			
<b>Games Played</b>	<i>2024-25</i>	<i>Career</i>	
Sion James	39 (35-4)	> 153 (93-60)	
Khaman Maluach	39 (35-4)	39 (35-4)	
Kon Knueppel	39 (35-4)	39 (35-4)	
Tyrese Proctor	38 (34-4)	107 (85-22)	
Caleb Foster	38 (34-4)	65 (55-10)	
Cooper Flagg	37 (33-4)	37 (33-4)	
Mason Gillis	37 (34-3)	> 169 (137-32)	
Isaiah Evans	36 (34-2)	36 (34-2)	
Patrick Ngongba	30 (28-2)	30 (28-2)	
Maliq Brown	26 (22-4)	> 87 (57-30)	
Darren Harris	21 (21-0)	21 (21-0)	
Cameron Sheffield	13 (13-0)	> 108 (63-45)	
Spencer Hubbard	12 (12-0)	28 (28-0)	
Neal Begovich	11 (11-0)	> 34 (30-4)	
Stanley Borden	3 (3-0)	5 (5-0)	
<i>&gt; includes previous school</i>			
<i>Record in such games in ( )</i>			
<b>Starts</b>	<i>Consecutive</i>	<i>Career</i>	
Kon Knueppel	39	39 (35-4)	
Khaman Maluach	39	39 (35-4)	
Sion James	32	> 139 (85-54)	
Tyrese Proctor	10	97 (77-20)	
Cooper Flagg	5	37 (33-4)	
Mason Gillis	--	> 63 (47-16)	
Cameron Sheffield	--	> 55 (28-27)	
Maliq Brown	--	> 25 (13-12)	
Caleb Foster	--	22 (18-4)	
Isaiah Evans	--	3 (3-0)	
<i>&gt; includes previous school</i>			
<i>Record in such games in ( )</i>			

SEASON / CAREER TOTALS		
<b>Double Figure Scoring Games</b>	<i>2024-25</i>	<i>Career</i>
Cooper Flagg	33 (29-4)	33 (29-4)
Kon Knueppel	32 (28-4)	32 (28-4)
Tyrese Proctor	26 (23-3)	63 (51-12)
Khaman Maluach	17 (16-1)	17 (16-1)
Sion James	16 (15-1)	> 67 (42-25)
Isaiah Evans	10 (10-0)	10 (10-0)
Caleb Foster	8 (8-0)	16 (14-2)
Mason Gillis	5 (5-0)	> 33 (29-4)
Patrick Ngongba II	1 (1-0)	1 (1-0)
Maliq Brown	--	> 25 (18-7)
Cameron Sheffield	--	> 17 (8-9)
<b>20+ Point Games</b>		
Cooper Flagg	16 (14-2)	16 (14-2)
Kon Knueppel	7 (7-0)	7 (7-0)
Tyrese Proctor	4 (3-1)	6 (5-1)
Sion James	--	> 7 (5-2)
Mason Gillis	--	> 2 (2-0)
Maliq Brown	--	> 1 (0-1)
<b>30+ Point Games</b>		
Cooper Flagg	2 (2-0)	2 (2-0)
Sion James	--	> 1 (1-0)
<b>40+ Point Games</b>		
Cooper Flagg	1 (1-0)	1 (1-0)
<b>10+ Rebound Games</b>		
Khaman Maluach	7 (7-0)	7 (7-0)
Cooper Flagg	7 (6-1)	7 (6-1)
Maliq Brown	1 (1-0)	> 9 (6-3)
Sion James	1 (1-0)	> 2 (1-1)
Cameron Sheffield	--	> 7 (4-3)
Mason Gillis	--	> 2 (2-0)
Tyrese Proctor	--	1 (1-0)
<b>Double-Doubles</b>		
Cooper Flagg	7 (6-1)	7 (6-1)
Khaman Maluach	5 (5-0)	5 (5-0)
Sion James	1 (1-0)	> 2 (1-1)
Maliq Brown	--	> 6 (4-2)
Tyrese Proctor	--	2 (2-0)
Cameron Sheffield	--	> 1 (1-0)
<b>20-10 Games</b>		
Cooper Flagg	4 (3-1)	4 (3-1)
Sion James	--	> 1 (0-1)
<b>3+ Steal Games</b>		
Cooper Flagg	8 (7-1)	8 (7-1)
Maliq Brown	5 (4-1)	> 16 (13-3)
Sion James	4 (4-0)	> 30 (18-12)
Mason Gillis	1 (1-0)	> 2 (2-0)
Kon Knueppel	3 (3-0)	3 (3-0)
Tyrese Proctor	--	1 (1-0)
Caleb Foster	--	1 (0-1)
<b>3+ Three-Point Field Goal Games</b>		
Tyrese Proctor	15 (13-2)	29 (26-3)
Kon Knueppel	16 (14-2)	16 (14-2)
Isaiah Evans	11 (11-0)	11 (11-0)
Cooper Flagg	6 (5-1)	6 (5-1)
Mason Gillis	3 (3-0)	> 15 (11-4)
Sion James	2 (2-0)	> 12 (8-4)
Caleb Foster	2 (2-0)	5 (4-1)
Isaiah Evans	1 (1-0)	1 (1-0)
Cameron Sheffield	--	> 7 (4-3)
<b>Scoring Leaders</b>		
Cooper Flagg	17	17 (15-2)
Kon Knueppel	11	11 (11-0)
Tyrese Proctor	9	14 (10-4)
Isaiah Evans	3	3 (3-0)
Khaman Maluach	1	1 (1-0)
Caleb Foster	--	2 (2-0)
<b>Rebounding Leaders</b>		
Cooper Flagg	20	20 (17-3)
Khaman Maluach	18	18 (17-1)
Kon Knueppel	4	4 (3-1)
Sion James	3	3 (3-0)
Maliq Brown	3	3 (3-0)
Tyrese Proctor	2	5 (3-2)
Patrick Ngongba II	1	1 (1-0)
Caleb Foster	--	1 (0-1)
<b>Assist Leaders</b>		
Cooper Flagg	20	20 (19-1)
Sion James	10	10 (9-1)
Kon Knueppel	8	8 (7-1)
Tyrese Proctor	4	38 (30-8)
Caleb Foster	2	6 (5-1)
Mason Gillis	1	1 (1-0)
Khaman Maluach	1	1 (1-0)
<i>Record in such games in ( )</i>		

HONORS & AWARDS	
<b>Tyrese Proctor</b>	Wooden Award -- Preseason Top 50 Watch List Bob Cousy Point Guard of the Year -- Preseason Watch List All-ACC Third Team ACC All-Tournament Second Team
<b>Caleb Foster</b>	Jerry West Shooting Guard of the Year -- Preseason Watch List
<b>Cooper Flagg</b>	Associated Press National Player of the Week (Dec. 9, Jan. 13) Lute Olson National Player of the Week (Dec. 9, Jan. 13) USBWA Oscar Robertson National Player of the Week (Jan. 7, Jan. 14) Naismith Trophy National Player of the Week (Jan. 13) ACC Player of the Week (Nov. 25, Jan. 6, Jan. 13, Feb. 3, Feb. 24) ACC Rookie of the Week (Nov. 18, Nov. 25, Dec. 9, Dec. 23, Jan. 6, Jan. 13, Jan. 20, Jan. 27, Feb. 3, Feb. 7, Feb. 24, Mar. 10) ACC Player of the Year; All-ACC First Team ACC Rookie of the Year; ACC All-Rookie Team ACC All-Defensive Team The Sporting News All-America First Team NABC All-America First Team Associated Press All-America First Team USBWA All-America First Team Naismith Defensive Player of the Year -- Semifinalist Lefty Driesell Award (College Insider) -- Finalist Julius Erving Small Forward of the Year -- Winner Kyle Macy Award (College Insider) -- Winner Lute Olson Award (College Insider) -- Winner Wooden Award -- Winner Naismith Trophy -- Winner
<b>Sion James</b>	Wayman Tisdale Award - National Freshman of the Year (USBWA) -- Winner Oscar Robertson Trophy - National Player of the Year (USBWA) -- Winner NABC Division I Freshman of the Year -- Winner NABC Division I Player of the Year -- Winner NCAA Tournament East Region Most Outstanding Player NCAA All-Tournament Team
<b>Kon Knueppel</b>	Jerry West Shooting Guard of the Year -- Preseason Watch List Naismith Trophy -- Preseason Watch List Oscar Robertson Trophy (USBWA) -- Midseason Watch List Kyle Macy Award (College Insider) -- Finalist ACC Rookie of the Week (Nov. 11) All-ACC Second Team ACC All-Rookie Team ACC Tournament Most Valuable Player NABC South Atlantic All-District First Team NCAA East Region All-Tournament Team
<b>Khaman Maluach</b>	Kareem Abdul-Jabbar Center of the Year -- Preseason Watch List All-ACC Honorable Mention ACC All-Rookie Team ACC All-Tournament First Team NABC South Atlantic All-District Second Team NCAA East Region All-Tournament Team
<b>Isaiah Evans</b>	ACC Rookie of the Week (March 3)
<b>Jon Scheyer</b>	Naismith Coach of the Year -- Finalist Skip Prosser Man of the Year Award -- Finalist John McLendon National Coach of the Year NABC South Atlantic District Coach of the Year

CAREER DOUBLE-DOUBLES (BY DATE)				
Player (No.)	Date	Opponent	Pts	R/A/B/S
Tyrese Proctor (1)	11/18/22	Delaware	13	10
@Cameron Sheffield (1)	12/31/22	UTEP	11	16
@Maliq Brown (1)	1/11/23	Virginia Tech	11	12
Tyrese Proctor (2)	3/10/23	Pitt	11	10-a
@Maliq Brown (2)	12/21/23	Niagara	15	10
@Maliq Brown (3)	1/20/24	Miami (FL)	10	11
@Maliq Brown (4)	3/2/24	Louisville	10	10
@Maliq Brown (5)	3/5/24	Clemson	12	11
@Maliq Brown (6)	3/13/24	NC State	11	12
@Sion James (1)	3/14/24	North Texas	28	10
<b>Cooper Flagg (1)</b>	<b>11/8/24</b>	<b>Army</b>	<b>13</b>	<b>11</b>
<b>Khaman Maluach (1)</b>	<b>11/8/24</b>	<b>Army</b>	<b>11</b>	<b>14</b>
<b>Cooper Flagg (2)</b>	<b>11/12/24</b>	<b>Kentucky</b>	<b>26</b>	<b>11</b>
<b>Cooper Flagg (3)</b>	<b>12/4/24</b>	<b>Auburn</b>	<b>22</b>	<b>11</b>
<b>Cooper Flagg (4)</b>	<b>12/8/24</b>	<b>Louisville</b>	<b>20</b>	<b>12</b>
<b>Sion James (2)</b>	<b>12/31/24</b>	<b>Virginia Tech</b>	<b>10</b>	<b>11</b>
<b>Cooper Flagg (5)</b>	<b>1/4/25</b>	<b>SMU</b>	<b>24</b>	<b>11</b>
<b>Cooper Flagg (6)</b>	<b>1/7/25</b>	<b>Pitt</b>	<b>19</b>	<b>10</b>
<b>Khaman Maluach (2)</b>	<b>1/11/25</b>	<b>Notre Dame</b>	<b>19</b>	<b>10</b>
<b>Khaman Maluach (3)</b>	<b>1/14/25</b>	<b>Miami</b>	<b>12</b>	<b>15</b>
<b>Khaman Maluach (4)</b>	<b>2/12/25</b>	<b>California</b>	<b>10</b>	<b>12</b>
<b>Cooper Flagg (7)</b>	<b>2/17/25</b>	<b>Virginia</b>	<b>17</b>	<b>14</b>
<b>Khaman Maluach (5)</b>	<b>3/1/25</b>	<b>Florida State</b>	<b>14</b>	<b>10</b>

**bold - this season**  
@ while playing at prior school  
Double-doubles are points-rebounds, unless noted

## DUKE IN THE ASSOCIATED PRESS POLL

### DUKE'S AP POLL HISTORY

Total Polls Ranked	914 (70%)
Top 10 Rankings	750 (58%)
Top 5 Rankings	450 (35%)
No. 1 Rankings	147 (11%)
Longest Consecutive Polls Ranked	200 <sup>1</sup>
Current Streak	44

<sup>1</sup> - Duke was ranked in 200 consecutive polls from 1997-2007, the third-longest streak in college basketball history.

#### YEARS RANKED

Total Years	64
Consecutive Years	42
Current Streak	42

#### FINAL POLL

Total Polls	53 (68%)
Top 10	41 (53%)
Top 5	18 (23%)
High Rank	1 (eight times)

#### NO. 1 RANKING

Total Weeks	147
Most No. 1 Weeks in Succession	18 (1992)

### DUKE IN THE POLLS

Date	AP	Coaches
Preseason	7	5
Week 2	6	6
Week 3	12	10
Week 4	11	10
Week 5	9	9
Week 6	4	6
Week 7	5	5
Week 8	4	4
Week 9	4	4
Week 10	4	4
Week 11	3	3
Week 12	2	2
Week 13	2	2
Week 14	2	2
Week 15	3	5
Week 16	3	3
Week 17	2	2
Week 18	2	2
Week 19	1	1
Week 20	1	1
<b>Final</b>	<b>3</b>	<b>3</b>

### DUKE IN TOP 10 / TOP 25 CHARTS

CONSECUTIVE WEEKS IN AP TOP 25 RANKINGS   ALL-TIME	
1. Kansas	231 (2009-20)
2. UCLA	221 (1967-80)
<b>3. Duke</b>	<b>200 (1997-07)</b>
4. North Carolina	172 (1991-00)
5. North Carolina	171 (1973-83)
<b>6. Duke</b>	<b>167 (2008-16)</b>
7. Marquette	166 (1970-80)
8. Kentucky	164 (1991-00)
9. Kansas	145 (1991-99)
<b>10. Duke</b>	<b>143 (1987-95)</b>

» *The Blue Devils have been in 529 of the last 550 polls*

#### CONSECUTIVE AP TOP-10 RANKINGS | ACC

<b>1. Duke</b>	<b>122 (11/26/07-1/6/14)</b>
<b>2. Duke</b>	<b>75 (12/26/61-12/6/66)</b>
<b>3. Duke</b>	<b>69 (1/22/91-12/26/94)</b>
4. Maryland	68 (11/25/72-3/2/76)
<b>5. Duke</b>	<b>67 (12/20/99-3/3/03)</b>

#### CONSECUTIVE AP TOP-10 RANKINGS | NCAA

1. UCLA	155 (11/15/66-1/20/76)
<b>2. Duke</b>	<b>122 (11/26/07-1/6/14)</b>
3. Kentucky	91 (3/14/94-2/15/99)
4. Gonzaga	84 (2/12/18-11/28/22)
5. Kansas	76 (11/21/94-12/7/98)
<b>6. Duke</b>	<b>75 (12/26/61-12/6/66)</b>
<b>7. Duke</b>	<b>69 (1/22/91-12/26/94)</b>
8. Maryland	68 (11/25/72-3/2/76)
<b>9. Duke</b>	<b>67 (12/20/99-3/3/03)</b>
10. Marquette	66 (2/17/70-2/26/74)

All charts through April 8, 2025

### TOP 25 FACTS & RECORDS

Rank	Total Weeks Ranked	Last Time	Games	Record as Rank	Pct.	Record vs. Rank	Pct.
No. 1	147	3/17/2025	292	250-42	.856	10-22	.313
No. 2	95	3/3/2025	175	150-25	.857	<b>20-29</b>	<b>.408</b>
<b>No. 3</b>	<b>80</b>	<b>4/8/2025</b>	<b>154</b>	<b>127-27</b>	<b>.825</b>	17-24	.415
No. 4	63	1/6/2025	117	99-18	.846	13-20	.394
No. 5	65	12/16/2024	133	102-31	.767	12-22	.353
No. 6	74	11/11/2024	157	123-35	.778	18-11	.621
No. 7	71	10/14/2024	141	105-36	.745	19-17	.528
No. 8	60	2/19/2024	105	85-20	.810	12-22	.353
No. 9	52	12/2/2024	104	82-22	.788	15-16	.484
No. 10	44	2/26/2024	60	44-16	.733	13-7	.650
No. 11	21	11/25/2024	36	25-11	.694	17-14	.548
No. 12	20	11/18/2024	35	28-7	.800	15-7	.682
No. 13	16	3/18/2024	36	31-5	.861	20-10	.667
No. 14	17	1/1/2024	34	26-8	.765	20-8	.714
No. 15	14	12/5/2022	28	22-6	.786	14-9	.609
No. 16	14	12/25/2023	24	13-11	.542	11-6	.647
No. 17	19	12/26/2022	34	22-12	.647	15-10	.600
No. 18	11	2/6/2017	21	14-7	.667	11-10	.524
No. 19	11	1/11/2021	19	9-10	.474	13-8	.619
No. 20	9	12/28/2020	12	10-2	.833	11-13	.458
No. 21	8	12/18/2023	13	12-1	.923	9-2	.818
No. 22	1	12/4/2023	1	1-0	1.000	7-3	.700
No. 23	1	1/13/2014	2	2-0	1.000	9-2	.818
No. 24	2	1/9/2023	3	1-2	.333	8-3	.727
No. 25	0	Never	-	0-0	.000	4-1	.800
<b>Totals</b>	<b>914</b>	<b>4/8/2025</b>	<b>1,736</b>	<b>1,382-354</b>	<b>.796</b>	<b>333-295</b>	<b>.530</b>

### DUKE AT NO. 1 CHARTS

#### END OF SEASON NO. 1 RANKINGS | ALL-TIME

1. Kentucky	10
<b>2. Duke</b>	<b>8</b>
UCLA	8
4. North Carolina	6
5. Kansas	4
Ohio State	4

#### END OF SEASON NO. 1 RANKINGS | SINCE 1986

<b>1. Duke</b>	<b>8</b>
2. Kansas	4
3. Kentucky	3
North Carolina	3
Gonzaga	3
6. Ohio State	2
UNLV	2

#### WEEKS RANKED NO. 1 | ALL-TIME

<b>1. Duke</b>	<b>147</b>
2. UCLA	134
3. Kentucky	125
4. North Carolina	113
5. Kansas	81
6. Indiana	54
7. Cincinnati	45
8. Gonzaga	42
9. Arizona	39
10. Connecticut	37
Ohio State	37

#### WEEKS RANKED NO. 1 | ACC SCHOOLS

<b>1. Duke</b>	<b>147</b>
2. North Carolina	113
3. Virginia	17
4. NC State	13
5. Syracuse*	3
Wake Forest	3
7. Louisville*	2
8. Georgia Tech	1

#### WEEKS RANKED NO. 1 | SINCE 2001 (THIS CENTURY)

<b>1. Duke</b>	<b>76</b>
2. Kansas	46
3. Gonzaga	42
4. Kentucky	38
5. North Carolina	34

#### GAMES RANKED NO. 1 | ALL-TIME (SINCE 1949)

<b>1. Duke</b>	<b>291 (250-41)</b>
2. UCLA	257 (242-15)
3. Kentucky	233 (203-30)
4. North Carolina	223 (190-33)
5. Kansas	139 (117-22)
6. Indiana	98 (88-10)
7. Cincinnati	79 (71-8)
8. Ohio State	77 (71-6)
9. Gonzaga	74 (66-8)
10. UNLV	72 (66-6)

#### GAMES RANKED NO. 1 | SINCE 1998

<b>1. Duke</b>	<b>189 (160-29)</b>
2. North Carolina	84 (71-13)
3. Kentucky	81 (72-9)
4. Kansas	78 (66-12)
5. Gonzaga	74 (66-8)
6. Connecticut	52 (43-9)
7. Arizona	39 (33-6)
8. Villanova	34 (28-6)
9. Florida	32 (26-6)
Illinois	32 (30-2)

#### CONSECUTIVE SEASONS RANKED NO. 1 | NCAA

1. UCLA	12 (1964-75)
<b>2. Duke</b>	<b>7 (1998-04)</b>
3. Kansas	5 (1993-97)
<b>4. Duke</b>	<b>4 (2017-20)</b>
Kentucky	4 (2014-17)
<b>6. Duke</b>	<b>3 (1992-94)</b>
North Carolina	3 (1957-59)
North Carolina	3 (1982-84)
North Carolina	3 (1986-88)
North Carolina	3 (1993-95)
North Carolina	3 (2007-09)
Villanova	3 (2016-18)

All charts through April 8, 2025

2024-25

- » First player in ACC history to sweep the league's weekly awards five times in one season (11/25, 1/6, 1/13, 2/3, 2/24) and win 12 Rookie of the Week honors (11/18, 11/25, 12/9, 12/23, 1/6, 1/13, 1/20, 1/27, 2/3, 2/24, 3/10)
- » Became the first ACC player to sweep the league's weekly awards since former Blue Devil/Vernon Carey Jr., accomplished the same feat on Feb. 3, 2020
- » Is the only player in ACC history to sweep the weekly awards five times in one season
- » His 12 Rookie of the Week selections sets a new ACC record
- » Has dished 36 assists with just six turnovers (6.0 A/TO ratio) across Duke's last seven games
- » Logged a double-double in the first half of Duke's win versus Army West Point, finishing with 13 points and 11 rebounds in just 25 minutes of play.
- » Showcased his skillset in the Champions Classic, tallying another double-double, scoring 26 points and grabbing 11 boards while also adding two blocks and two assists.
- » Stuffed the stat sheet versus Wofford (11/16), scoring eight points while also adding nine rebounds, six assists, three steals and two blocks.
- » Scored a game-high 24 points at No. 17 Arizona (11/22), leading Duke to a 69-55 win, while also tallying seven boards and three blocks.
- » Posted a 22-point, 11-rebound, double-double against No. 2 Auburn (12/4) and followed that performance with a second consecutive double-double, scoring 20 points and adding 12 rebounds at Louisville (12/8)
- » Scored 24 points, his sixth 20-point game, on 9-of-14 (.643) shooting against Virginia Tech (12/31), while adding six assists and a career-high four steals
- » Followed up with another 24-point outing, at SMU (1/4), while tallying his fifth double-double of the year with 11 boards.
- » 19 points and 10 rebounds against Pittsburgh (1/7), for the freshman's second double-double in as many games - highlighted by a posterizing fast-break dunk in the second half
- » Broke the Duke and ACC freshman scoring records with 42 points against Notre Dame (1/11), shooting 11-of-14 from the field, including 4-of-6 from three-point range, and connecting on 16-of-17 free throws.
- » Joins JJ Redick (2005-06) as the only Duke players to score at least 40 points while attempting 14 or fewer field goals
- » Also added seven assists and six rebounds against the Fighting Irish, becoming just the second Blue Devil to finish with at least 40 points, seven assists and six boards (Danny Ferry, 1988-89)
- » The 42 points scored in Cameron Indoor Stadium is tied for third-most by a Duke player in the building and the most since the 1975-76 season. Tate Armstrong was the most recent to do so, scoring 42 against Clemson on Feb. 5, 1976 -- Flagg is one of just three Blue Devils to score at least 42 on Duke's home floor, joining Armstrong (1975-76) and Dick Groat (1951-52, twice)
- » Was responsible for scoring or assisting the first 18 points in Duke's win over North Carolina (2/1), finishing as just the third Duke player to tally a 20/7/7 game against the Tar Heels, posting 21 points, eight rebounds and seven assists
- » Set a new career high with 14 rebounds at Virginia (2/17), while also adding 17 points, two assists, two blocks and two steals
- » Helped Duke close out a 17-0 season at Cameron Indoor Stadium with 28 points, eight rebounds, seven assists, three blocks and two steals against Wake Forest (3/3)
- » After playing just nine minutes in the first half at North Carolina (3/8) due to foul trouble, played all 20 minutes after halftime, en route to 15 points, nine rebounds, six assists and a career-high four blocks
- » Played 15 minutes in Duke's ACC Tournament quarterfinal vs. Georgia Tech (3/13) before exiting with an ankle injury
- » Returned from injury, starting against Mount St. Mary's (3/21), scoring 14 points alongside seven rebounds, four assists and two blocks in 22 minutes of action
- » 30 points, seven assists, six rebounds and three blocks against Arizona (3/27) - the first player in Duke and NCAA Tournament history with that stat line
- » Named East Region MOP after helping lead Duke to wins over the Wildcats and Alabama (3/29)
- » Scored 27 points, while adding seven rebounds, four assists, three blocks and two steals in the Final Four against Houston (4/5) -- the first player, since defensive stats became official in 1986, to lead a team in all five categories in a Final Four game.
- » Earned NCAA All-Tournament Team honors, just the fifth player in the 2000s to do so without playing in the national title game

LAST FIVE GAME STATS																
Date	Opponent	Start	FG	Pct.	3FG	Pct.	FT	Pct.	Reb	PF	Pts	Ast	TO	Blk	Stl	Min
3/21	vs. Mount St. Mary's	*	6-12	.500	1-3	.333	1-1	1.000	1-6-7	0	14	5	1	2	0	22
3/23	vs. Baylor	*	5-11	.455	1-4	.250	7-9	.778	1-8-9	2	18	6	2	1	0	29
3/27	vs. #21 Arizona	*	9-19	.474	3-5	.600	9-10	.900	2-4-6	2	30	7	1	3	1	37
3/29	vs. #7 Alabama	*	6-16	.375	1-2	.500	3-3	1.000	0-9-9	2	16	3	4	1	0	36
4/5	vs. #2 Houston	*	8-19	.421	3-4	.750	8-8	1.000	1-6-7	1	27	4	1	3	2	36

CAREER HIGHS

SEASON HIGHS

42 vs. Notre Dame (1/11/25)	Points	42 vs. Notre Dame (1/11/25)
14 at Virginia (2/17/25)	Rebounds	14 at Virginia (2/17/25)
7, 4x, last vs. Arizona (3/27/25)	Assists	7, 4x, last vs. Arizona (3/27/25)
4 vs. Virginia Tech (12/31/24)	Steals	4 vs. Virginia Tech (12/31/24)
4 at North Carolina (3/8/25)	Blocks	4 at North Carolina (3/8/25)
11 vs. Notre Dame (1/11/25)	FG Made	11 vs. Notre Dame (1/11/25)
4 vs. Notre Dame (1/11/25)	3FG Made	4 vs. Notre Dame (1/11/25)
16 vs. Notre Dame (1/11/25)	FT Made	16 vs. Notre Dame (1/11/25)
39 at Wake Forest (1/25/25)	Minutes	39 at Wake Forest (1/25/25)

High School

- » Five-star prospect out of Montverde Academy (Florida) and rated as the top player in the 2024 class by both 247Sports and ESPN - originally a member of the 2025 class before reclassifying.
- » Second Duke signee all-time with a 1.0000 rating from 247Sports, joining RJ Barrett.
- » Named the Gatorade National Player of the Year, Naismith Player of the Year and McDonald's All-American as a senior in 2023-24, averaging 16.5 points, 7.5 rebounds, 3.8 assists and 2.7 blocks per game to lead Montverde to a 33-0 record and a national championship title (Chipotle High School Nationals).
- » Became the first freshman to be named the Maine Gatorade Player of the Year, averaging 20.5 points, 10.0 rebounds, 6.2 assists, 3.7 steals and 3.7 blocks per game.
- » Led Nokomis Regional High School to a Class A state championship, scoring 22 points and securing 16 rebounds in a 43-27 win against Falmouth High School in the state title contest.
- » Transferred to Montverde Academy in 2022.
- » Competed on the 2024 USA Men's Junior National Select Team and the 2022 USA Men's U17 National Team.
- » Member of the 2024 USA Men's Nike Hoop Summit team that defeated the World Select squad 98-75, posting a team-best 19 points (8-11 FG, 1-2 3FG, 2-2 FT), team-high 11 rebounds, two assists and a steal in 25 minutes.
- » Member of the 2022 Men's U17 National Team, which won gold at the 2022 FIBA U17 Basketball World Cup, averaging 9.3 ppg and a team-leading 10.0 rpg and 2.9 bpg, including 10 points, 17 rebounds, eight steals and four blocks in the final game to help lead the USA to gold.
- » Named MVP of the 2022 FIBA U17 Men's World Cup.
- » Only teenager and lone collegiate player (first collegian since 2013) among 15 athletes named to the 2024 USA Basketball Men's Select Team selected to train with the USA Basketball Men's National Team as they prepared for the Paris Olympic Games.
- » Named 2022 USA Basketball's Male Athlete of the Year, becoming the youngest to win the award since its inception in 1980.

AWARDS

Consensus First Team All-America (Sporting News, AP, NABC, USBWA)	ACC Player of the Year	Associated Press National Player of the Week (12/9, 1/13)
Sporting News Freshman of the Year	ACC Rookie of the Year	Lute Olson National Player of the Week (12/9, 1/13)
USBWA Player and Freshman of the Year	First Team All-ACC	USBWA National Player of the Week (1/7, 1/14)
NABC Player and Freshman of the Year	ACC All-Defensive Team	Naismith National Player of the Week (1/13)
AP Player of the Year	ACC All-Rookie Team	Julius Erving Award
Wooden Award	ACC Rookie of the Week (12x)	NCAA Tournament East Region MOP
Naismith Award	ACC Player of the Week (5x)	NCAA All-Tournament Team
CollegInsider.com Player and Freshman of the Year		

Career Statistics

Season	GP-GS	Min	FG-FGA	Pct.	3PT-A	Pct.	FT-FTA	Pct.	Reb	Avg.	PF-DQ	Ast	TO	Blk	Stl	Pts	Avg
2024-25	37-37	1135	239-497	.481	52-135	.385	179-213	.840	277	7.5	70-1	156	78	50	52	709	19.2
<b>Totals</b>	<b>37-37</b>	<b>1135</b>	<b>239-497</b>	<b>.481</b>	<b>52-135</b>	<b>.385</b>	<b>179-213</b>	<b>.840</b>	<b>277</b>	<b>7.5</b>	<b>70-1</b>	<b>156</b>	<b>78</b>	<b>50</b>	<b>52</b>	<b>709</b>	<b>19.2</b>

Career ACC Regular Season Statistics

Season	GP-GS	Min	FG-FGA	Pct.	3PT-A	Pct.	FT-FTA	Pct.	Reb	Avg.	PF-DQ	Ast	TO	Blk	Stl	Pts	Avg
2024-25	20-20	623	143-267	.536	33-75	.440	104-121	.860	141	7.1	40-1	87	41	25	29	423	21.2
<b>Totals</b>	<b>20-20</b>	<b>623</b>	<b>143-267</b>	<b>.536</b>	<b>33-75</b>	<b>.440</b>	<b>104-121</b>	<b>.860</b>	<b>141</b>	<b>7.1</b>	<b>40-1</b>	<b>87</b>	<b>41</b>	<b>25</b>	<b>29</b>	<b>423</b>	<b>21.2</b>

Career Postseason Statistics

Season	GP-GS	Min	FG-FGA	Pct.	3PT-A	Pct.	FT-FTA	Pct.	Reb	Avg.	PF-DQ	Ast	TO	Blk	Stl	Pts	Avg
2024-25	6-6	175	35-84	.417	9-21	.429	28-31	.903	42	7.0	7-0	25	10	11	5	107	17.8
<b>Totals</b>	<b>6-6</b>	<b>175</b>	<b>35-84</b>	<b>.417</b>	<b>9-21</b>	<b>.429</b>	<b>28-31</b>	<b>.903</b>	<b>42</b>	<b>7.0</b>	<b>7-0</b>	<b>25</b>	<b>10</b>	<b>11</b>	<b>5</b>	<b>107</b>	<b>17.8</b>

PRODUCTION

	Season	Career
Double-figure points	33	33
Double-doubles	7	7
20-point games	16	16
30-point games	2	2
40-point games	1	1
3+ 3-point field goals	7	7
5+ rebounds	33	33
3+ assists	29	29
2+ steals	17	17
2+ blocks	16	16
Dunks	35	35
Three-point-plays	22	22
Four-point plays	2	2

**2024-25**

- » Named to Bob Cousy Point Guard of the Year Top 20 Preseason Watch List
- » Has scored in double-figures in 21 games so far this season
- » Made five three-pointers against No. 1 Kansas (11/26) and has connected on at least two three-pointers in 18 games so far this season
- » Scored 12 points against No. 2 Auburn, highlighted by two second-half three-pointers, including one late in the contest as the shot clock expired
- » Second-most points by a Blue Devil in Duke's comeback victory at Louisville (12/8), scoring 13 on 6-of-13 shooting
- » Season-high five assists, with zero turnovers, against Virginia Tech (12/31), while also scoring 13 points
- » First 20-point game of the season at Boston College (1/18), shooting 7-of-12 (.583), including three three-pointers
- » Matched his season high with 23 points against Stanford (2/15), highlighted by five three-pointers
- » Scored his 1,000th career point at Miami (2/25) with a first-half three-pointer
- » Finished with 16 points at North Carolina (3/8), shooting 6-of-10 (.600) from the field, including 2-of-4 (.500) from beyond the arc
- » In his 100th career game, scored 11 points against North Carolina in the ACC Tournament semifinal (3/14)
- » Set a new career benchmark for made three-pointers, with six, against Louisville in the ACC Tournament championship (3/15)
- » Led the Blue Devils with 19 points in the title game, earning the second ACC tournament trophy of his Duke career
- » Matched his ACC title game performance in Duke's NCAA Tournament first-round game, going 6-of-8 (.75) from deep against Mount St. Mary's (3/21), leading the team with 19 points
- » Posted a record-setting day in the second round, scoring a career-high 25 points on 9-of-10 from the field, including 7-of-8 from beyond the arc. The seven three-pointers set a new career high and tied for the second-most made three-pointers in an NCAA Tournament game by a Blue Devil
- » The three-point percentage (.875) is the highest by a Duke player in an NCAA Tournament game and his overall shooting percentage (.900) is tied for the second-best shooting performance by a Blue Devil in the NCAA Tournament
- » Scored 17 points on 7-of-10 (.700) shooting in the Elite Eight, helping Duke defeat Alabama (3/29). Also added five rebounds, two assists and two steals against the Crimson Tide

**LAST FIVE GAME STATS**

Date	Opponent	Start	FG	Pct.	3FG	Pct.	FT	Pct.	Reb	PF	Pts	Ast	TO	Blk	Stl	Min
3/21	vs. Mount St. Mary's	*	6-9	.667	6-8	.750	1-2	.500	0-3-3	0	19	5	0	0	1	24
3/23	vs. Baylor	*	9-10	.900	7-8	.875	0-0	.000	0-1-1	2	25	2	1	0	0	31
3/27	vs. #21 Arizona	*	3-8	.375	1-4	.250	0-0	.000	0-1-1	3	7	3	1	0	0	37
3/29	vs. #7 Alabama	*	7-10	.700	2-5	.400	1-2	.500	0-5-5	2	17	2	2	0	2	36
4/5	vs. #2 Houston	*	2-8	.250	0-4	.000	3-5	.600	0-1-1	3	7	2	1	0	0	37

**CAREER HIGHS**

25 vs. Baylor (3/23/25)	<b>Points</b>	25 vs. Baylor (3/23/25)
10 vs. Delaware (11/18/22)	<b>Rebounds</b>	8 at Wake Forest (1/25/25)
10 vs. Pittsburgh (3/9/23)	<b>Assists</b>	5, 2x, last vs. Mt. St. Mary's (3/21/25)
2 vs. Bellarmine (11/21/22)	<b>Blocks</b>	1, 4x, last at Virginia (2/17/25)
3 vs. Houston (3/29/24)	<b>Steals</b>	2, 7x, last vs. Alabama (3/29/25)
9, 3x, last vs. Baylor (3/23/25)	<b>FG Made</b>	9, 2x, last vs. Baylor (3/23/25)
7 vs. Baylor (3/23/25)	<b>3FG Made</b>	7 vs. Baylor (3/23/25)
8 vs. NC State (2/28/23)	<b>FT Made</b>	5 vs. North Carolina (2/1/25)
42 at Virginia (2/11/23)	<b>Minutes</b>	37, 2x, last vs. Arizona (3/21/25)

**SEASON HIGHS**

**Career**

- » Finished his sophomore season ranked 25th nationally with a 2.95 assist-turnover ratio
- » Career-high 24 points on 9-of-16 (.563) shooting, including matching his career-high of four three-pointers, at Louisville (1/23/24)
- » Two free throws with 1.0 second remaining versus Clemson (1/27/24) to put Duke ahead for good, 72-71, finishing with 18 points
- » Made key defensive stops down the stretch vs. Houston (3/29/24), swiping a career-high three steals against the Cougars
- » ACC All-Freshman Team in 2022-23
- » One of 14 known foreign-born Blue Devils, including one of three from Australia (**Jack White**, who played from 2016-20, and **Kyrie Irving**, who played in 2010)
- » As a freshman, was one of four Blue Devils to play in all 36 games and finished as the team's third leading scorer at 9.4 points with a team-leading 119 assists
- » Posted a 2.05 assist-turnover ratio that trailed only five other freshmen nationally and only two from power conferences
- » His team-leading A/T ratio ranked eighth overall in the ACC and was the fifth best by a Duke freshman all-time

**High School**

- » A five-star guard who was originally committed to Duke for the 2023 class
- » Announced his decision to reclassify in June 2022 to play for the Blue Devils for the 2022-23 season
- » Attended the NBA Global Academy branch in Canberra, Australia
- » Starred in the 2021 Australian Under-20 Championships where he averaged 13.8 points and 4.4 assists while competing as one of the youngest players at the event

**Personal**

- » His father, Roderick, played basketball at Mississippi College in Clinton, Miss.

**AWARDS**

- All-ACC Third Team
- ACC Tournament All-Tournament Second Team
- Wooden Award - Preseason Top 50 Watch List
- Bob Cousy Point Guard of the Year - Preseason Watch List

**Career Statistics**

Season	GP-GS	Min	FG-FGA	Pct.	3PT-A	Pct.	FT-FTA	Pct.	Reb	Avg.	PF-DQ	Ast	TO	Blk	Stl	Pts	Avg
2022-23	36-34	1058	115-302	.381	47-147	.320	61-70	.871	112	3.1	59-0	119	58	4	22	338	9.4
2023-24	31-24	944	120-275	.436	58-160	.363	37-49	.755	92	3.0	50-0	114	39	3	22	335	10.8
2024-25	38-38	1137	165-365	.452	89-220	.405	51-75	.680	115	3.0	73-0	85	40	4	30	470	12.4
<b>Totals</b>	<b>106-97</b>	<b>3169</b>	<b>400-951</b>	<b>.421</b>	<b>194-532</b>	<b>.365</b>	<b>149-194</b>	<b>.768</b>	<b>323</b>	<b>3.0</b>	<b>184-0</b>	<b>322</b>	<b>138</b>	<b>11</b>	<b>74</b>	<b>1143</b>	<b>10.8</b>

**Career ACC Regular Season Statistics**

Season	GP-GS	Min	FG-FGA	Pct.	3PT-A	Pct.	FT-FTA	Pct.	Reb	Avg.	PF-DQ	Ast	TO	Blk	Stl	Pts	Avg
2022-23	20-18	601	67-173	.387	28-84	.333	33-40	.825	56	2.8	32-0	67	37	2	11	195	9.8
2023-24	19-13	559	69-153	.451	36-95	.379	20-26	.769	53	2.8	28-0	60	27	1	12	194	10.2
2024-25	19-19	556	85-186	.457	38-102	.373	27-37	.730	53	2.8	33-0	42	20	2	15	235	12.4
<b>Totals</b>	<b>58-50</b>	<b>1716</b>	<b>221-512</b>	<b>.432</b>	<b>102-281</b>	<b>.363</b>	<b>80-103</b>	<b>.777</b>	<b>162</b>	<b>2.8</b>	<b>93-0</b>	<b>170</b>	<b>84</b>	<b>5</b>	<b>38</b>	<b>618</b>	<b>10.7</b>

**Career Postseason Statistics**

Season	GP-GS	Min	FG-FGA	Pct.	3PT-A	Pct.	FT-FTA	Pct.	Reb	Avg.	PF-DQ	Ast	TO	Blk	Stl	Pts	Avg
2022-23	5-5	159	19-44	.432	9-21	.429	7-7	1.000	13	2.6	8-0	27	5	0	6	54	10.8
2023-24	7-7	255	29-83	.349	15-49	.306	2-3	.667	25	3.6	9-0	24	7	0	6	75	10.7
2024-25	8-8	271	39-81	.481	22-53	.415	11-21	.524	20	2.5	16-0	20	7	0	7	111	13.9
<b>Totals</b>	<b>20-20</b>	<b>685</b>	<b>87-205</b>	<b>.424</b>	<b>46-123</b>	<b>.374</b>	<b>20-31</b>	<b>.645</b>	<b>58</b>	<b>2.9</b>	<b>31-0</b>	<b>71</b>	<b>19</b>	<b>0</b>	<b>19</b>	<b>240</b>	<b>12.0</b>

**PRODUCTION**

	Season	Career
Double-figure points	26	63
Double-doubles	--	2
20-point games	4	6
3+ 3-point field goals	15	29
5+ rebounds	8	21
3+ assists	14	56
2+ steals	7	16
2+ blocks	--	1
Dunks	7	12
Three-point plays	2	8
Four-point plays	1	1

**2024-25**

- » Named to Jerry West Shooting Guard of the Year Top 20 Preseason Watch List
- » Led the team in scoring in both of Duke's first two games, scoring 22 points - including 15 in the first half - versus Maine (11/4) and adding 15 points against Army West Point (11/8)
- » Grabbed five boards in back-to-back games against Kentucky (11/12) and Wofford (11/16) and also dished four assists against the Terriers
- » Connected on two key three-pointers late in Duke's win at No. 17 Arizona (11/22)
- » Dished a career-high eight assists against Kansas (11/26)
- » Scored a team-high 18 points at Georgia Tech (12/21), aided by a 4-of-8 (.500) showing from beyond the arc
- » Tallied 17 points against Pittsburgh (1/7) - started 0-for-2 from deep and finished the game going 4-for-5
- » Posted 25 points while adding career highs for made field goals (9) and three-pointers (6) against Miami (1/14)
- » Logged a career-high eight rebounds at Wake Forest (1/25), while also scoring 15 points, fueled by three three-pointers
- » Swiped three steals, a new career high, against NC State (1/27), while also scoring 19 points - including a 6-for-6 showing from the free throw line
- » Fourth game of the season with at least 20 points came at Miami (2/25), on 6-of-8 (.750) shooting, including 4-of-5 (.800) from deep
- » Logged a career-high 39 minutes while scoring a team-high 17 points at North Carolina (3/8), on 7-of-10 (.700) from the field, fueled by 3-of-6 (.500) from deep
- » Set a new career high for points, with 28, against Georgia Tech (3/13), while matching his career high for assists (8) against the Yellow Jackets
- » Scored 11 of Duke's final 13 points in the win over Georgia Tech, and tallied an assist on the two points that he did not score
- » Shot 12-of-13 from the free throw line against the Yellow Jackets - had a stretch of 38 consecutive made free throws snapped in the second half, a streak that ranks fourth-longest in program history
- » Led the team in scoring against North Carolina (3/14), with 17 points, leading Duke past the Tar Heels and into to the ACC title game
- » Scored 18 points against Louisville (3/15), going 6-of-12 (.500) from the field and a perfect 6-of-6 from the free throw line, while also matching a career high with eight rebounds
- » Was named ACC Tournament MVP after averaging 21.0 points, 5.7 rebounds and 4.7 assists
- » Named to East Region All-Region Team after averaging 20.5 points per game across the Sweet 16 and Elite Eight, while also adding 4.5 rebounds and 4.0 assists per game

LAST FIVE GAME STATS																
Date	Opponent	Start	FG	Pct.	3FG	Pct.	FT	Pct.	Reb	PF	Pts	Ast	TO	Blk	Stl	Min
3/21	vs. Mount St. Mary's	*	2-5	.400	1-4	.250	1-2	.500	1-2-3	0	6	2	0	0	2	19
3/23	vs. Baylor	*	4-5	.800	2-3	.667	2-2	1.000	0-1-1	3	12	3	1	0	0	27
3/27	vs. #21 Arizona	*	5-7	.714	2-2	1.000	8-9	.889	1-3-4	4	20	3	3	0	0	35
3/29	vs. #7 Alabama	*	6-15	.400	2-4	.500	7-7	1.000	1-4-5	4	21	5	2	0	3	35
4/5	vs. #2 Houston	*	5-9	.556	3-5	.600	3-3	1.000	2-5-7	0	16	2	0	0	1	38

CAREER HIGHS		SEASON HIGHS	
28 vs. Georgia Tech (3/13/25)	Points	28 vs. Georgia Tech (3/13/25)	
8, 2x, last vs. Louisville (3/15/25)	Rebounds	8, 2x, last vs. Louisville (3/15/25)	
8, 2x, last vs. Georgia Tech (3/13/25)	Assists	8, 2x, last vs. Georgia Tech (3/13/25)	
3, 3x, last vs. Alabama (3/29/25)	Steals	3, 3x, last vs. Alabama (3/29/25)	
1, 6x, last vs. Georgia Tech (3/13/25)	Blocks	1, 6x, last vs. Georgia Tech (3/13/25)	
9 vs. Miami (1/14/25)	FG Made	9 vs. Miami (1/14/25)	
6 vs. Miami (1/14/25)	3FG Made	6 vs. Miami (1/14/25)	
12 vs. Georgia Tech (3/13/25)	FT Made	12 vs. Georgia Tech (3/13/25)	
39 at North Carolina (3/8/25)	Minutes	39 at North Carolina (3/8/25)	

**High School**

- » Five-star prospect out of Wisconsin Lutheran High School
- » Ranked No. 16 nationally by 247Sports and No. 22 by ESPN.
- » Listed as a small forward by 247Sports, ranked as the No. 6 player at the position and the No. 1 player in the state of Wisconsin.
- » Listed as a shooting guard by ESPN and tabbed as the No. 5 player at the position and the No. 1 player in Wisconsin.
- » Recipient of the 2023-24 Wisconsin Mr. Basketball Award, presented by the Wisconsin Basketball Coaches Association, and named Wisconsin Associated Press Player of the Year.
- » Named the 2023-24 Gatorade Wisconsin Player of the Year, averaging 25.9 points, 8.6 rebounds and 5.3 assists per game as a senior, while shooting 59.4% from the field, 39.5% from 3-point range and 84.9% from the free-throw line.
- » Led Wisconsin Lutheran to a 30-0 record and a state championship title, recording 11 points, 11 assists and five boards in the championship game victory.
- » Averaged 19.7 points, 9.2 rebounds and 3.8 assists as a junior.
- » Played for Phenom University and led the Nike EYBL in scoring with 22.5 points per game, while shooting nearly 50% (.475) from beyond the arc.

**Personal**

- » Father, also named Kon, scored over 2,000 career points at Wisconsin Lutheran College and was inducted into the school's hall of fame
- » Mother, Chari, is the all-time leading scorer in UW-Green Bay history with 1,964 points

AWARDS	
All-ACC Second Team	ACC Rookie of the Week (11/11)
ACC All-Rookie Team	Jerry West Shooting Guard of the Year - Preseason Watch List
ACC Tournament MVP	Naismith Trophy - Preseason Watch List
ACC Tournament All-Tournament First Team	Oscar Robertson Trophy (USBWA) - Midseason Watch List
NCAA Tournament East Region All-Region Team	

Career Statistics																	
Season	GP-GS	Min	FG-FGA	Pct.	3PT-A	Pct.	FT-FTA	Pct.	Reb	Avg.	PF-DQ	Ast	TO	Blk	Stl	Pts	Avg
2024-25	39-39	1189	181-378	.479	84-207	.406	117-128	.914	156	4.0	83-0	107	53	6	40	563	14.4
<b>Totals</b>	<b>39-39</b>	<b>1189</b>	<b>181-378</b>	<b>.479</b>	<b>84-207</b>	<b>.406</b>	<b>117-128</b>	<b>.914</b>	<b>156</b>	<b>4.0</b>	<b>83-0</b>	<b>107</b>	<b>53</b>	<b>6</b>	<b>40</b>	<b>563</b>	<b>14.4</b>

Career ACC Regular Season Statistics																	
Season	GP-GS	Min	FG-FGA	Pct.	3PT-A	Pct.	FT-FTA	Pct.	Reb	Avg.	PF-DQ	Ast	TO	Blk	Stl	Pts	Avg
2024-25	20-20	598	95-196	.485	50-118	.424	54-60	.900	77	3.9	42-0	49	28	5	19	294	14.7
<b>Totals</b>	<b>20-20</b>	<b>598</b>	<b>95-196</b>	<b>.485</b>	<b>50-118</b>	<b>.424</b>	<b>54-60</b>	<b>.900</b>	<b>77</b>	<b>3.9</b>	<b>42-0</b>	<b>49</b>	<b>28</b>	<b>5</b>	<b>19</b>	<b>294</b>	<b>14.7</b>

Career Postseason Statistics																	
Season	GP-GS	Min	FG-FGA	Pct.	3PT-A	Pct.	FT-FTA	Pct.	Reb	Avg.	PF-DQ	Ast	TO	Blk	Stl	Pts	Avg
2024-25	8-8	269	40-78	.513	15-34	.441	43-47	.915	37	4.6	17-0	29	14	1	11	138	17.3
<b>Totals</b>	<b>8-8</b>	<b>269</b>	<b>40-78</b>	<b>.513</b>	<b>15-34</b>	<b>.441</b>	<b>43-47</b>	<b>.915</b>	<b>37</b>	<b>4.6</b>	<b>17-0</b>	<b>29</b>	<b>14</b>	<b>1</b>	<b>11</b>	<b>138</b>	<b>17.3</b>

PRODUCTION		
	Season	Career
Double-figure points	32	32
Double-doubles	--	--
20-point games	7	7
3+ 3-point field goals	16	16
5+ rebounds	16	16
3+ assists	19	19
2+ steals	11	11
2+ blocks	--	--
Dunks	2	2
Three-point-plays	10	10
Four-point plays	1	1

**2024-25**

- » Named to Kareem Abdul-Jabbar Center of the Year Top 20 Preseason Watch List
- » Recorded his first collegiate double-double with 11 points and 14 boards against Army West Point (11/8)
- » Tallied five made field goals in back-to-back games versus Kentucky (11/12) and Wofford (11/16), scoring in double-figures in both games
- » Scored 17 points against UIW (12/10), shooting 6-of-7 from the field (four dunks) and 5-of-6 from the free throw line
- » Reached the 15-point threshold for the second time in three games, scoring 15 at Georgia Tech (12/21) on a perfect 5-of-5 showing from the field and 5-of-6 from the free throw line
- » Posted career highs in points (19), free throws made (7) and minutes (32), shooting 6-of-7 (.857) from the field against Notre Dame (1/11)
- » Tallied a double-double, his second in as many games, with 12 points and 15 rebounds in Duke's win over the Hurricanes
- » Scored 17 points on 8-of-9 shooting, including seven dunks, against Stanford (2/15)
- » Fifth double-double of the season, with 14 points and 10 boards, in Duke's win over Florida State (3/1)
- » Blocked a career-high four shots against Georgia Tech (3/13), while also adding 14 points on 6-of-8 (.750) shooting - highlighted by three dunks
- » Shot 6-of-8 (.750) in the ACC Tournament semifinal against North Carolina (3/14), en route to 13 points, alongside nine caroms and two blocks
- » Went a perfect 5-for-5 against Mount St. Mary's (3/21), including three dunks and a three-pointer
- » Blocked four shots against Arizona (3/27), matching his career high
- » Reached double-figures in both the Sweet 16 and Elite Eight, averaging 13.5 points against Arizona (3/27) and Alabama (3/29) on 12-of-15 (.750) shooting from the field

**LAST FIVE GAME STATS**

Date	Opponent	Start	FG	Pct.	3FG	Pct.	FT	Pct.	Reb	PF	Pts	Ast	TO	Blk	Stl	Min
3/21	vs. Mount St. Mary's	*	5-5	1.000	1-1	1.000	0-0	.000	1-4-5	3	11	2	0	0	0	16
3/23	vs. Baylor	*	3-3	1.000	0-0	.000	2-2	1.000	1-4-5	1	8	0	0	2	0	23
3/27	vs. #21 Arizona	*	6-8	.750	0-0	.000	1-1	1.000	1-5-6	4	13	0	1	4	0	24
3/29	vs. #7 Alabama	*	6-7	.857	0-0	.000	2-2	1.000	3-6-9	1	14	1	4	2	1	31
4/5	vs. #2 Houston	*	1-2	.500	0-0	.000	4-5	.800	0-0-0	4	6	1	0	1	0	21

**CAREER HIGHS**

19 vs. Notre Dame (1/11/25)	<b>Points</b>	19 vs. Notre Dame (1/11/25)
15 vs. Miami (1/14/25)	<b>Rebounds</b>	15 vs. Miami (1/14/25)
3 vs. California (2/12/25)	<b>Assists</b>	3 vs. California (2/12/25)
2 vs. Kansas (11/26/24)	<b>Steals</b>	2 vs. Kansas (11/26/24)
4, 2x, last vs. Arizona (3/27/25)	<b>Blocks</b>	4, 2x, last vs. Arizona (3/27/25)
8 vs. Stanford (2/15/25)	<b>FG Made</b>	8 vs. Stanford (2/15/25)
1, 4x, last vs. Mt. St. Mary's (3/21/25)	<b>3FG Made</b>	1, 4x, last vs. Mt. St. Mary's (3/21/25)
7 vs. Notre Dame (1/11/25)	<b>FT Made</b>	7 vs. Notre Dame (1/11/25)
32 vs. Notre Dame (1/11/25)	<b>Minutes</b>	32 vs. Notre Dame (1/11/25)

**SEASON HIGHS**

**High School**

- » Five-star recruit ranked as the third overall prospect and top center by 247Sports.
- » Joined NBA Academy Africa in 2021.
- » Aided his native country of South Sudan in qualifying for the Paris Olympics (2024).
- » Named MVP of the NBA's Basketball Without Borders (BWB) Africa camp (Summer 2023).
- » Selected playoff and defensive MVP at the BWB Global camp in February 2024.
- » Participated in the Nike Hoop Summit in April 2024 as a member of the World team.
- » Possesses 7-foot-5 wingspan and 9-foot-8 standing reach.

**AWARDS**

- ACC All-Rookie Team
- All-ACC Honorable Mention
- ACC Tournament All-Tournament First Team
- NCAA Tournament East Region All-Region Team
- Kareem Abdul-Jabbar Center of the Year - Preseason Watch List

**Career Statistics**

Season	GP-GS	Min	FG-FGA	Pct.	3PT-A	Pct.	FT-FTA	Pct.	Reb	Avg.	PF-DQ	Ast	TO	Blk	Stl	Pts	Avg
2024-25	39-39	828	136-191	.712	4-16	.250	59-77	.766	257	6.6	80-2	20	30	51	8	335	8.6
<b>Totals</b>	<b>39-39</b>	<b>828</b>	<b>136-191</b>	<b>.712</b>	<b>4-16</b>	<b>.250</b>	<b>59-77</b>	<b>.766</b>	<b>257</b>	<b>6.6</b>	<b>80-2</b>	<b>20</b>	<b>30</b>	<b>51</b>	<b>8</b>	<b>335</b>	<b>8.6</b>

**Career ACC Regular Season Statistics**

Season	GP-GS	Min	FG-FGA	Pct.	3PT-A	Pct.	FT-FTA	Pct.	Reb	Avg.	PF-DQ	Ast	TO	Blk	Stl	Pts	Avg
2024-25	20-20	425	61-94	.649	1-9	.111	28-39	.718	143	7.2	38-1	13	17	23	3	151	7.6
<b>Totals</b>	<b>20-20</b>	<b>425</b>	<b>61-94</b>	<b>.649</b>	<b>1-9</b>	<b>.111</b>	<b>28-39</b>	<b>.718</b>	<b>143</b>	<b>7.2</b>	<b>38-1</b>	<b>13</b>	<b>17</b>	<b>23</b>	<b>3</b>	<b>151</b>	<b>7.6</b>

**Career Postseason Statistics**

Season	GP-GS	Min	FG-FGA	Pct.	3PT-A	Pct.	FT-FTA	Pct.	Reb	Avg.	PF-DQ	Ast	TO	Blk	Stl	Pts	Avg
2024-25	8-8	188	37-46	.804	2-3	.667	11-13	.846	53	6.6	21-1	4	9	17	2	87	10.9
<b>Totals</b>	<b>8-8</b>	<b>188</b>	<b>37-46</b>	<b>.804</b>	<b>2-3</b>	<b>.667</b>	<b>11-13</b>	<b>.846</b>	<b>53</b>	<b>6.6</b>	<b>21-1</b>	<b>4</b>	<b>9</b>	<b>17</b>	<b>2</b>	<b>87</b>	<b>10.9</b>

**PRODUCTION**

	Season	Career
Double-figure points	17	17
Double-doubles	5	5
20-point games	--	--
3+ 3-point field goals	--	--
5+ rebounds	25	25
3+ assists	1	1
2+ steals	1	1
2+ blocks	15	15
Three-point-plays	9	9
Dunks	77	77

**2024-25**

- » Turned in double-digit scoring performances off the bench in his first two games as a Blue Devil
- » Finished a game-high +44 in Duke's win over Army West Point (11/8/24)
- » Grabbed four rebounds versus Wofford (11/16) while also matching his season high for assists (4) and steals (2)
- » Reached double-figures against No. 1 Kansas (11/26), shooting a perfect 3-for-3 from the field, including 2-for-2 from deep
- » Earned his first start of the season in Duke's win versus No. 2 Auburn (12/4), scoring nine points, blocking two shots and logging three takeaways against the Tigers
- » Finished a game-high +31 against George Mason (12/17) in 31 minutes of action, a new season-high
- » Logged a double-double with 10 points and 11 rebounds against Virginia Tech (12/31), setting a new career high for rebounds
- » Dished a season-high eight assists at SMU (1/4), one off his career high, while finishing with just one turnover in 26 minutes
- » Blocked three shots against Miami (1/14), a season high, while also tallying five assists and five points against the Hurricanes
- » Posted a season high of 13 points against NC State (1/27), shooting 5-of-8 from the field and a perfect 3-of-3 on free throws
- » Scored 14, a new season high, against Stanford (2/15). Shot a perfect 3-of-3 from the field, added 7-of-8 from the free throw line and dished six assists
- » Reached double-figures in his final Duke home game, against Wake Forest (3/3), making a season-high three three-pointers en route to 11 total points
- » Scored 16 points at North Carolina (3/8), a new season high, on 6-of-8 (.750) shooting from the field, while also swiping three steals and grabbing eight rebounds
- » Registered 15 points against Louisville (3/15) in ACC Tournament championship game, including a perfect 7-for-7 at the charity stripe and 2-for-2 from beyond the arc
- » Matched his season high with 16 points against Arizona (3/27), highlighted by three three-pointers - also matching a season high

**LAST FIVE GAME STATS**

Date	Opponent	Start	FG	Pct.	3FG	Pct.	FT	Pct.	Reb	PF	Pts	Ast	TO	Blk	Stl	Min
3/21	vs. Mount St. Mary's	*	0-5	.000	0-2	.000	2-2	1.000	0-2-2	3	2	3	0	0	1	18
3/23	vs. Baylor	*	2-6	.333	0-2	.000	2-4	.500	1-3-4	1	6	2	0	0	1	29
3/27	vs. #21 Arizona	*	5-6	.833	3-4	.750	3-4	.750	2-1-3	3	16	4	3	0	0	32
3/29	vs. #7 Alabama	*	2-3	.667	0-0	.000	5-6	.833	0-7-7	1	9	1	1	0	0	27
4/5	vs. #2 Houston	*	3-9	.333	1-3	.333	0-0	.000	3-2-5	1	7	0	2	0	1	27

**CAREER HIGHS**

30 vs. Memphis (1/1/23)	<b>Points</b>	16, 2x, last vs. Arizona (3/27/25)
11 vs. Virginia Tech (12/31/24)	<b>Rebounds</b>	11 vs. Virginia Tech (12/31/24)
9 vs. Temple (3/11/22)	<b>Assists</b>	8 at SMU (1/4/25)
7 at Memphis (2/4/23)	<b>Steals</b>	3, 4x, last at North Carolina (3/8/25)
6 vs. Wichita State (3/10/23)	<b>Blocks</b>	3 vs. Miami (1/14/25)
11 vs. North Texas (3/14/24)	<b>FG Made</b>	6 at North Carolina (3/8/25)
4, 3x, last vs. California (11/22/23)	<b>3FG Made</b>	3, 2x, last vs. Arizona (3/27/25)
14 vs. Memphis (1/1/23)	<b>FT Made</b>	7, 2x, last vs. Louisville (3/15/25)
44, 3x, last at Memphis (2/4/23)	<b>Minutes</b>	36 vs. Pittsburgh (1/7/25)

**SEASON HIGHS**

**2020-24 | At Tulane**

- » Played four seasons (2020-24) at Tulane, competing in 114 career games, including 107 as a starter, averaging more than 34 minutes per contest.
- » Amassed career totals of 1,084 points (9.5 ppg), 520 rebounds (4.6 rpg), 337 assists (3.0 apg) and 187 steals (1.6 spg).
- » Improved his scoring and rebounding totals each season with the Green Wave, averaging 14.0 points, 5.4 rebounds, 2.7 assists and 1.6 steals per game in 2023-24, while swatting 23 shots and shooting 51.4% from the field and 38.1% from 3-point range.
- » Scored 20 points six times in 2023-24 season, including a 28-point double-double versus North Texas (March 14) in the second round of the American Athletic Conference (AAC) tournament.
- » During third campaign with the Green Wave in 2022-23, registered career-highs of 30 points and seven steals in a victory over Memphis (Jan. 1), and set the Tulane record for most blocks in an AAC tournament game with six against Wichita State (March 10).
- » Became the first player to win the AAC Sportsmanship Award twice, earning the distinction in both 2023 and 2024.
- » Two-time chair of the AAC Student-Athlete Advisory Committee.
- » Recipient of the Freeman School of Business Dean's Service Award and the Newcomb-Tulane College Student-Athlete Award, having completed nearly 350 hours of community service.

**High School**

- » Lettered three years at Lanier High School under head coach Branden Mayweather
- » Two-time Region 8A Player of the Year selection as a junior and senior
- » Named the 2020 6A Co-Player of the Year by the Georgia Athletic Coaches Association and to the all-state team
- » Guided Lanier to the state championship game as the No. 1 seed in the state tournament as a senior in 2020 following an undefeated regular season in Region 6A and its first 6A tournament championship
- » Scored 26 points and recorded 8 rebounds and 5 assists in the regional title game
- » Earned 6A North Atlanta Boys' All-State First Team honors and all-county first team recognition as a junior after averaging 14.6 points, 6.1 rebounds and 5.3 assists per game and led the Longhorns to the Region 8 6A title

**AWARDS**

ACC All-Defensive Team  
 Allstat NACDA Good Works Team (Winter)

**Career Statistics**

Season	GP-GS	Min	FG-FGA	Pct.	3PT-A	Pct.	FT-FTA	Pct.	Reb	Avg.	PF-DQ	Ast	TO	Blk	Stl	Pts	Avg
2020-21*	23-17	597	44-102	.431	7-25	.280	39-60	.650	81	3.5	51-2	44	39	5	28	134	5.8
2021-22*	29-28	1020	72-176	.409	19-57	.333	52-74	.703	124	4.3	70-2	104	46	14	46	215	7.4
2022-23*	31-31	1150	102-211	.483	26-82	.317	71-100	.710	149	4.8	90-3	105	38	25	63	301	9.4
2023-24*	31-31	1139	148-288	.514	43-113	.381	95-139	.683	166	5.4	81-2	84	37	23	50	434	14.0
2024-25	39-32	996	112-217	.516	31-75	.413	81-100	.810	163	4.2	79-0	115	47	10	32	336	8.6
<b>Totals</b>	<b>153-139</b>	<b>4902</b>	<b>478-994</b>	<b>.481</b>	<b>126-352</b>	<b>.358</b>	<b>338-473</b>	<b>.715</b>	<b>683</b>	<b>4.5</b>	<b>371-9</b>	<b>452</b>	<b>207</b>	<b>77</b>	<b>219</b>	<b>1420</b>	<b>9.3</b>

\* at Tulane

**Career ACC Regular Season Statistics**

Season	GP-GS	Min	FG-FGA	Pct.	3PT-A	Pct.	FT-FTA	Pct.	Reb	Avg.	PF-DQ	Ast	TO	Blk	Stl	Pts	Avg
2024-25	20-20	541	60-111	.541	15-30	.500	40-45	.889	85	4.3	39-0	70	25	8	15	175	8.8
<b>Totals</b>	<b>20-20</b>	<b>541</b>	<b>60-111</b>	<b>.541</b>	<b>15-30</b>	<b>.500</b>	<b>40-45</b>	<b>.889</b>	<b>85</b>	<b>4.3</b>	<b>39-0</b>	<b>70</b>	<b>25</b>	<b>8</b>	<b>15</b>	<b>175</b>	<b>8.8</b>

**Career Postseason Statistics**

Season	GP-GS	Min	FG-FGA	Pct.	3PT-A	Pct.	FT-FTA	Pct.	Reb	Avg.	PF-DQ	Ast	TO	Blk	Stl	Pts	Avg
2020-21*	2-2	47	4-10	.400	0-2	.000	3-7	.429	9	4.5	1-0	3	1	0	1	11	5.5
2021-22*	2-2	73	5-9	.556	1-1	1.000	0-0	.000	4	2.0	3-0	14	1	5	2	11	5.5
2022-23*	2-2	77	6-15	.400	2-8	.250	1-2	.500	11	5.5	5-0	9	3	10	3	15	7.5
2023-24*	1-1	38	11-15	.733	3-4	.750	3-5	.600	10	10.0	3-0	1	0	2	1	28	28.0
2024-25	8-8	228	22-50	.440	8-21	.381	22-27	.815	35	4.4	18-0	17	9	0	2	74	9.3
<b>Totals</b>	<b>15-15</b>	<b>463</b>	<b>48-99</b>	<b>.485</b>	<b>14-36</b>	<b>.389</b>	<b>29-41</b>	<b>.707</b>	<b>69</b>	<b>4.6</b>	<b>30-0</b>	<b>44</b>	<b>14</b>	<b>17</b>	<b>9</b>	<b>139</b>	<b>9.3</b>

\* at Tulane

**PRODUCTION**

	Season	Career
Double-figure points	19	67
Double-doubles	1	2
20-point games	--	7
3+ 3-point field goals	2	12
5+ rebounds	14	71
3+ assists	19	85
2+ steals	8	61
2+ blocks	3	3
Dunks	19	19*
Three-point-plays	11	11*

\* stats from Tulane not included

2024-25

- » Scored first career points in Duke's win over Army West Point (11/8), connecting on a three-pointer and tallying a three-point-play en route to six total points in nine minutes of action
- » Nailed four three-pointers versus Wofford (11/16) scoring an eventual 14 points in 12 minutes of action
- » Played 17 minutes, setting a new season high at the time, against Seattle (11/29) while scoring nine points
- » Exploded for 18 first-half points, courtesy of six three-pointers, against No. 2 Auburn (12/4)
- » His six three-pointers against the Tigers tied for fourth-most in a single game by a Duke freshman in program history
- » After beginning the game against Virginia Tech (12/31) with three straight misses from beyond the arc, connected on his next four three-pointers to finish with 12 points on 4-of-7 (.571) shooting
- » Logged 21 minutes at Boston College (1/18), scoring 16 points, fueled by four three-pointers
- » Made each of his first five triples at Virginia (2/17), finishing 6-of-7 overall from the field for 17 points, while swatting two shots, in 22 minutes of play
- » Also scored 17 points, a game high, in Duke's next game, vs. Illinois (2/22), at Madison Square Garden
- » Played a career-high 26 minutes at Miami (2/25), making five three-pointers in the first en route to 16 points
- » Made first career start in Duke's win over Florida State (3/1), scoring a career-high 19 points
- » Fired off four three-pointers against Georgia Tech (3/13), finishing with 14 points on 5-of-9 (.556) shooting in 17 minutes of action

LAST FIVE GAME STATS

Date	Opponent	Start	FG	Pct.	3FG	Pct.	FT	Pct.	Reb	PF	Pts	Ast	TO	Blk	Stl	Min
3/21	vs. Mount St. Mary's	2-9	.222	0-5	.000	0-0	.000	1-1-2	0	4	0	0	0	0	0	20
3/23	vs. Baylor	0-2	.000	0-2	.000	0-0	.000	0-0-0	1	0	0	0	0	0	0	7
3/27	vs. #21 Arizona	1-2	.500	1-2	.500	0-0	.000	0-1-1	0	3	0	0	0	0	0	4
3/29	vs. #7 Alabama	1-2	.500	0-1	.000	0-0	.000	0-0-0	0	2	0	0	0	0	0	6
4/5	vs. #2 Houston	0-0	.000	0-0	.000	0-0	.000	0-0-0	0	0	0	0	0	0	0	2

CAREER HIGHS

19 vs. Florida State (3/1/25)	Points	19 vs. Florida State (3/1/25)
4 vs. Virginia Tech (12/31/24)	Rebounds	4 vs. Virginia Tech (12/31/24)
3 at Syracuse (2/5/25)	Assists	3 at Syracuse (2/5/25)
2 vs. North Carolina (3/14/25)	Steals	2 vs. North Carolina (3/14/25)
2 at Virginia (2/17/25)	Blocks	2 at Virginia (2/17/25)
6, 3x, last vs. Florida State (3/1/25)	FG Made	6, 3x, last vs. Florida State (3/1/25)
6 vs. Auburn (12/4/24)	3FG Made	6 vs. Auburn (12/4/24)
4 vs. Illinois (2/22/25)	FT Made	4 vs. Illinois (2/22/25)
26, 2x, last vs. North Carolina (3/14/25)	Minutes	26, 2x, last vs. North Carolina (3/14/25)

SEASON HIGHS

High School

- » Five-star by both 247Sports and ESPN out of North Mecklenburg High School (Huntersville, N.C.).
- » Ranked the No. 1 player in North Carolina by ESPN.
- » Had his jersey number 0 retired by North Mecklenburg High School.
- » Selected as a 2023-24 McDonald's All-American.
- » Announced as 2023-24 Gatorade North Carolina Player of the Year, North Carolina Mr. Basketball and MaxPreps N.C. Player of the Year, averaging 27.5 points, 6.3 rebounds, 3.0 assists, 2.4 steals and 1.3 blocks per game.
- » Led North Mecklenburg to a 30-3 record and the Class 4A state championship as a senior in 2023-24.
- » Averaged 31.3 points per game in the 2024 state playoffs, amassing 188 points in six contests.
- » Collected 23 points and eight rebounds in a 57-47 victory over previously unbeaten New Hanover in the state championship game.
- » Named North Carolina Mr. Basketball and 2022-23 MaxPreps N.C. Player of the Year after averaging 26.0 points, 6.4 rebounds and 3.5 assists as a junior.
- » Scored 62 points in the fourth round of the 2023 state playoffs, passing Chris Paul's 61-point performance as the sixth-best scoring output in a single game in NCHSAA lore, and averaged 43.8 points per game in the state playoffs in 2023, before falling in the semifinal to the eventual state champions.
- » Won the 1-on-1 competition at the 2024 Iverson Classic and was selected as the all-star game's MVP.
- » Member of the 2024 USA Men's Nike Hoop Summit team that defeated the World Select squad 98-75, recording six points (3-4 FG) and a rebound in five minutes.

AWARDS

ACC Rookie of the Week (3/3)

Career Statistics

Season	GP-GS	Min	FG-FGA	Pct.	3PT-A	Pct.	FT-FTA	Pct.	Reb	Avg.	PF-DQ	Ast	TO	Blk	Stl	Pts	Avg
2024-25	36-3	495	79-183	.432	62-149	.416	26-32	.813	41	1.1	34-0	18	16	3	7	246	6.8
<b>Totals</b>	<b>36-3</b>	<b>495</b>	<b>79-183</b>	<b>.432</b>	<b>62-149</b>	<b>.416</b>	<b>26-32</b>	<b>.813</b>	<b>41</b>	<b>1.1</b>	<b>34-0</b>	<b>18</b>	<b>16</b>	<b>3</b>	<b>7</b>	<b>246</b>	<b>6.8</b>

Career ACC Regular Season Statistics

Season	GP-GS	Min	FG-FGA	Pct.	3PT-A	Pct.	FT-FTA	Pct.	Reb	Avg.	PF-DQ	Ast	TO	Blk	Stl	Pts	Avg
2024-25	20-1	281	41-102	.402	32-81	.395	14-16	.875	26	1.3	18-0	10	10	3	4	128	6.4
<b>Totals</b>	<b>20-1</b>	<b>281</b>	<b>41-102</b>	<b>.402</b>	<b>32-81</b>	<b>.395</b>	<b>14-16</b>	<b>.875</b>	<b>26</b>	<b>1.3</b>	<b>18-0</b>	<b>10</b>	<b>10</b>	<b>3</b>	<b>4</b>	<b>128</b>	<b>6.4</b>

Career Postseason Statistics

Season	GP-GS	Min	FG-FGA	Pct.	3PT-A	Pct.	FT-FTA	Pct.	Reb	Avg.	PF-DQ	Ast	TO	Blk	Stl	Pts	Avg
2024-25	8-2	100	11-31	.355	7-25	.280	2-3	.667	7	0.9	3-0	3	1	0	3	31	3.9
<b>Totals</b>	<b>8-2</b>	<b>100</b>	<b>11-31</b>	<b>.355</b>	<b>7-25</b>	<b>.280</b>	<b>2-3</b>	<b>.667</b>	<b>7</b>	<b>0.9</b>	<b>3-0</b>	<b>3</b>	<b>1</b>	<b>0</b>	<b>3</b>	<b>31</b>	<b>3.9</b>

PRODUCTION

	Season	Career
Double-figure points	11	11
Double-doubles	--	--
20-point games	--	--
3+ 3-point field goals	11	11
5+ rebounds	--	--
3+ assists	1	1
2+ steals	1	1
2+ blocks	1	1
Dunks	3	3
Three-point-plays	1	1
Four-point-plays	1	1

**2024-25**

- » Described as a “defensive menace” by head coach Jon Scheyer
- » Finished with seven rebounds in four of his first five games as a Blue Devil
- » Swatted two shots versus Army West Point (11/8) and blocked a late three-point attempt to keep the game tied in Duke’s matchup versus Kentucky (11/12)
- » Matched a career high with five steals versus the Jayhawks -- the first Blue Devil to do so since Paolo Banchemo finished with five steals against Syracuse on March 10, 2022
- » Played a season-high 29 minutes at Louisville (12/8), finishing a game-high +24 while grabbing 11 boards and logging three steals alongside six total points on 3-of-3 shooting
- » Returned to the court after missing four games (sprained knee), logging two steals, two assists and two points vs. UNC (2/1)
- » In his return to Syracuse, stuffed the stat sheet with eight rebounds, six points, four steals, two assists and one block
- » Returned from a four-game absence (shoulder injury) at North Carolina (3/8), matching his season high for points (8), including two three-pointers, while also adding three assists and three boards for a plus/minus of +20 in 16 minutes
- » Played six minutes against Georgia Tech (3/13) before exiting due to a dislocation of the same shoulder he dislocated in mid-February
- » Went 2-for-2 against Houston (4/5), while also adding three assists and two steals in 15 minutes of action

LAST FIVE GAME STATS																
Date	Opponent	Start	FG	Pct.	3FG	Pct.	FT	Pct.	Reb	PF	Pts	Ast	TO	Blk	Stl	Min
3/21	vs. Mount St. Mary's	dnp (injury)														
3/23	vs. Baylor	dnp (injury)														
3/27	vs. #21 Arizona	0-0	.000	0-0	.000	0-0	.000	0-1-1	1	0	1	0	0	0	1	4
3/29	vs. #7 Alabama	0-0	.000	0-0	.000	0-0	.000	1-0-1	0	0	0	0	0	0	0	3
4/5	vs. #2 Houston	2-2	1.000	0-0	.000	0-0	.000	3-0-3	3	4	3	2	0	0	2	15

**CAREER HIGHS**

26 at Duke (1/2/24)	Points	8, 2x, last at North Carolina (3/8/25)
12, 4x, last at NC State (3/13/24)	Rebounds	11 at Louisville (12/8/24)
6 at NC State (2/20/24)	Assists	4 vs. Maine (11/4/24)
5, 3x, last vs. Kansas (11/26/24)	Steals	5 vs. Kansas (11/26/24)
6 vs. Louisville (2/7/24)	Blocks	2 vs. Army West Point (11/8/24)
11 at Duke (1/2/24)	FG Made	3, 2x, last at North Carolina (3/8/25)
2, 2x, last at North Carolina (3/8/25)	3FG Made	2 at North Carolina (3/8/25)
7 vs. Boston College (1/10/24)	FT Made	3 vs. Kansas (11/26/24)
40, 3x, last at Clemson (3/5/24)	Minutes	29 at Louisville (12/8/24)

**SEASON HIGHS**

**2022-24 | At Syracuse**

- » Played two seasons (2022-24) at Syracuse, appearing in 61 games with 25 starts.
- » Recorded two-year totals of 470 points (7.7 ppg), 363 rebounds (6.0 rpg), 97 steals (1.6 spg), 84 assists (1.4 apg) and 44 blocked shots (0.7 bpg), while shooting 69.8% from the field (201-of-288).
- » As a sophomore in 2023-24, appeared in all 32 games, averaging 29.6 minutes per contest and starting the final 18 outings.
- » Averaged 9.5 points, 7.2 rebounds, 2.2 steals and 0.9 blocks per game in 2023-24, while shooting 69.8% from the field and boasting the nation’s third-highest effective field goal percentage (71.3%), according to KenPom.com.
- » Topped the ACC with 71 steals and ranked 11th in rebounding, 14th in blocked shots and ninth in offensive rebounding (2.3 per game) in 2023-24.
- » Selected to the 2023-24 ACC All-Defensive Team, earning the third-most votes.
- » Recorded three straight double-doubles to end his sophomore season, including 11 points and 12 boards against NC State (March 13) in the 2024 ACC Tournament.
- » On Feb. 7, 2024, versus Louisville, amassed 11 points on 4-for-4 shooting from the field, nine rebounds, five assists, six blocks and five steals to achieve the first 5x5 performance while shooting 100% by any player on the NCAA Division I level (men’s or women’s), NBA or WNBA in the last 25 years, according to OptaStats.
- » As a freshman in 2022-23, played 29 games with seven starts, averaging 5.7 points and 4.6 rebounds per contest.

**Career**

- » All-ACC Defensive Team selection following the 2023-24 season
- » Started 25 total games at Syracuse during his first two seasons of college action
- » Finished with 24 games with at least two steals as a sophomore

**High School**

- » Four-time state champion at Blue Ridge High School in the Virginia Independent Schools Athletic Association (VISAA)
- » Named the VISAA Division II Player of the Year as a senior, averaging 15.4 points and 11.1 rebounds per contest
- » Also played two years of football and two years of track at Blue Ridge

**Career Statistics**

Season	GP-GS	Min	FG-FGA	Pct.	3PT-A	Pct.	FT-FTA	Pct.	Reb	Avg.	PF-DQ	Ast	TO	Blk	Stl	Pts	Avg
2022-23*	29-7	585	74-106	.698	0-0	.000	17-30	.567	133	4.6	29-0	25	23	15	26	165	5.7
2023-24*	32-18	948	127-182	.698	7-19	.368	44-61	.721	230	7.2	97-2	59	41	29	71	305	9.5
2024-25	26-0	410	27-41	.659	4-12	.333	6-16	.375	95	3.7	46-1	40	24	9	3	64	2.5
<b>Total</b>	<b>87-25</b>	<b>1943</b>	<b>228-329</b>	<b>.693</b>	<b>11-31</b>	<b>.355</b>	<b>67-107</b>	<b>.626</b>	<b>458</b>	<b>5.3</b>	<b>172-3</b>	<b>124</b>	<b>88</b>	<b>53</b>	<b>130</b>	<b>534</b>	<b>6.1</b>

\* at Syracuse

**Career ACC Regular Season Statistics**

Season	GP-GS	Min	FG-FGA	Pct.	3PT-A	Pct.	FT-FTA	Pct.	Reb	Avg.	PF-DQ	Ast	TO	Blk	Stl	Pts	Avg
2022-23*	19-7	477	55-80	.688	0-0	.000	15-25	.600	102	5.4	20-0	21	20	13	19	112	5.9
2023-24*	20-17	669	85-127	.669	5-14	.357	34-49	.694	158	7.9	65-2	47	28	19	44	205	10.3
2024-25	13-0	207	15-22	.682	3-7	.429	3-8	.375	43	3.3	21-1	21	7	4	13	36	2.8
<b>Totals</b>	<b>52-24</b>	<b>1353</b>	<b>155-229</b>	<b>.679</b>	<b>8-21</b>	<b>.381</b>	<b>52-82</b>	<b>.634</b>	<b>303</b>	<b>5.8</b>	<b>106-3</b>	<b>89</b>	<b>55</b>	<b>36</b>	<b>76</b>	<b>353</b>	<b>6.8</b>

\* at Syracuse

**Career Postseason Statistics**

Season	GP-GS	Min	FG-FGA	Pct.	3PT-A	Pct.	FT-FTA	Pct.	Reb	Avg.	PF-DQ	Ast	TO	Blk	Stl	Pts	Avg
2022-23*	1-0	4	0-0	.000	0-0	.000	0-0	.000	0	0.0	0-0	0	0	0	1	0	0.0
2023-24*	1-1	39	5-6	.833	1-2	.500	0-0	.000	12	12.0	4-0	3	4	2	2	11	11.0
2024-25	4-0	27	2-2	1.000	0-0	.000	0-0	.000	5	1.3	4-0	4	2	0	3	4	1.0
<b>Totals</b>	<b>6-1</b>	<b>71</b>	<b>7-8</b>	<b>.875</b>	<b>1-2</b>	<b>.500</b>	<b>0-0</b>	<b>.000</b>	<b>17</b>	<b>2.8</b>	<b>8-0</b>	<b>7</b>	<b>6</b>	<b>2</b>	<b>5</b>	<b>15</b>	<b>2.5</b>

\* at Syracuse

**PRODUCTION**

	Season	Career
Double-figure points	--	25
Double-doubles	--	6
20-point games	--	1
3+ 3-point field goals	--	--
5+ rebounds	7	48
3+ assists	4	13
2+ steals	7	37
2+ blocks	1	7
Dunks	10	10*

\* stats from Syracuse not included

**2024-25**

- » Contributed key minutes off the bench, due to foul trouble for Cooper Flagg, in Duke's comeback win at Louisville (12/8) -- Duke went on an 18-2 run when Gillis entered the game after Flagg's fourth foul halfway through the second half
- » Led the team with five assists against UIW (12/10), matching a career high
- » Reached double-figures with 10 points against Virginia Tech (12/31) in 10 minutes of play
- » Scored 12 points on four three-pointers against Miami (1/14), setting new season highs for points, three-pointers and minutes played (21) in the first Duke game without Maliq Brown (knee injury)
- » Collected six rebounds at Boston College (1/18), the most for him in a Duke uniform, while logging 19 minutes off the bench
- » A steady presence for Duke at Wake Forest (1/25), playing 23 minutes with three three-pointers and 11 total points
- » Again scored 11 points against the Demon Deacons (3/3), shooting 4-of-8 (.500) from the field in his final Duke home game
- » Played 23 key minutes against Louisville (3/15), finishing the game with a plus/minus of +12.

**LAST FIVE GAME STATS**

Date	Opponent	Start	FG	Pct.	3FG	Pct.	FT	Pct.	Reb	PF	Pts	Ast	TO	Blk	Stl	Min
3/21	vs. Mount St. Mary's	1-5	.200	0-4	.000	2-2	1.000	1-4-5	3	4	1	0	0	0	0	18
3/23	vs. Baylor	2-3	.667	2-3	.667	0-0	.000	0-4-4	0	6	0	0	0	0	1	19
3/27	vs. #21 Arizona	1-1	1.000	1-1	1.000	0-0	.000	1-2-3	0	3	1	0	0	0	0	12
3/29	vs. #7 Alabama	0-0	.000	0-0	.000	0-0	.000	0-0-0	1	0	1	0	0	0	0	6
4/5	vs. #2 Houston	0-1	.000	0-1	.000	0-0	.000	1-1-2	2	0	0	0	1	0	1	6

**CAREER HIGHS**

29 vs. Penn State (2/1/23)	<b>Points</b>	12 vs. Miami (1/14/25)
11 vs. Ohio State (1/30/22)	<b>Rebounds</b>	6, 2x, last at Wake Forest (1/25/25)
5, 2x, last vs. UIW (12/10/24)	<b>Assists</b>	5 vs. UIW (12/10/24)
3 vs. Milwaukee (11/8/22)	<b>Steals</b>	3 vs. Maine (11/4/24)
2, 2x, last vs. Maryland (2/13/22)	<b>Blocks</b>	--
10 vs. Penn State (2/1/23)	<b>FG Made</b>	4, 4x, last vs. Wake Forest (3/3/25)
9 vs. Penn State (2/1/23)	<b>3FG Made</b>	4 vs. Miami (1/14/25)
8, 2x, last vs. Northwestern (1/31/24)	<b>FT Made</b>	3, 2x, last vs. Florida State (3/1/25)
43 at Illinois (1/17/22)	<b>Minutes</b>	23, 2x, last vs. Louisville (3/15/25)

**SEASON HIGHS**

**2019-24 | At Purdue**

- » Played four seasons (2020-24) at Purdue, appearing in 132 career games with 63 starts and averaging more than 20 minutes per contest each year.
- » Amassed career totals of 827 points (6.3 ppg), 548 rebounds (4.2 rpg) and 179 assists (1.4 apg).
- » Made 40.7% (150-of-369) from 3-point range in four seasons at Purdue, good for seventh on the school's career list.
- » Named 2023-24 Big Ten Sixth Man of the Year.
- » Averaged 6.5 points, 3.9 rebounds and 1.7 assists per contest in 2023-24, while playing all 39 games for the Boilermakers, who advanced to the national championship game.
- » Shot 46.8% (58-of-124) from long distance in 2023-24, ranking sixth nationally in 3-point percentage among players that made at least 50 triples, and connected on 86.0% from the free-throw line.
- » Owned a 2.06 assist-to-turnover ratio (66/32) and ranked sixth in the nation with an offensive rating of 134.8, according to KenPom.com, during his final season at Purdue.
- » Broke Mackey Arena record for most 3-pointers in a game with nine against Penn State (Feb. 1, 2023).
- » Played in 11 NCAA Tournament games, including five starts, during his four seasons with the Boilermakers.
- » Three-time Big Ten All-Academic Team honoree.
- » Earned bachelor's degree in three-and-a-half years.

**High School**

- » A four-star recruit, was ranked No. 122 in the 247Sports rankings and No. 132 by Rivals
- » Averaged 21.6 points, 12.2 rebounds and 2.3 assists per game as a junior, helping New Castle to a Class 3A Regional title. Shot 59.5 percent from the floor and made over 45.0 percent of his 71 3-point attempts
- » Was an Indiana Junior All-Star following his junior season

**Career Statistics**

Season	GP-GS	Min	FG-FGA	Pct.	3PT-A	Pct.	FT-FTA	Pct.	Reb	Avg.	PF-DQ	Ast	TO	Blk	Stl	Pts	Avg
2019-20*	did not see game action																
2020-21*	28-23	622	46-99	.465	19-54	.352	35-43	.814	114	4.1	64-2	37	31	2	12	146	5.2
2021-22*	33-25	777	70-141	.496	36-87	.414	34-40	.850	159	4.8	62-1	35	26	7	12	210	6.4
2022-23*	32-15	655	71-155	.458	37-104	.356	39-49	.796	122	3.8	53-0	41	31	3	15	218	6.8
2023-24*	39-0	823	79-165	.479	58-124	.468	37-43	.860	153	3.9	56-0	66	32	1	9	253	6.5
2024-25	37-0	545	50-121	.413	33-97	.340	19-23	.826	96	2.6	50-0	30	15	0	18	152	4.1
<b>Totals</b>	<b>169-63</b>	<b>3423</b>	<b>316-681</b>	<b>.464</b>	<b>183-466</b>	<b>.393</b>	<b>164-198</b>	<b>.828</b>	<b>644</b>	<b>3.8</b>	<b>285-3</b>	<b>209</b>	<b>135</b>	<b>13</b>	<b>66</b>	<b>979</b>	<b>5.8</b>

at Purdue \*

**Career ACC Regular Season Statistics**

Season	GP-GS	Min	FG-FGA	Pct.	3PT-A	Pct.	FT-FTA	Pct.	Reb	Avg.	PF-DQ	Ast	TO	Blk	Stl	Pts	Avg
2024-25	18-0	266	32-64	.500	22-52	.423	13-15	.867	46	2.6	24-0	15	5	0	5	99	5.5
<b>Totals</b>	<b>18-0</b>	<b>266</b>	<b>32-64</b>	<b>.500</b>	<b>22-52</b>	<b>.423</b>	<b>13-15</b>	<b>.867</b>	<b>46</b>	<b>2.6</b>	<b>24-0</b>	<b>15</b>	<b>5</b>	<b>0</b>	<b>5</b>	<b>99</b>	<b>5.5</b>

**Career Postseason Statistics**

Season	GP-GS	Min	FG-FGA	Pct.	3PT-A	Pct.	FT-FTA	Pct.	Reb	Avg.	PF-DQ	Ast	TO	Blk	Stl	Pts	Avg
2020-21*	2-2	58	2-8	.250	1-4	.250	7-9	.778	14	7.0	2-0	2	2	0	0	12	6.0
2021-22*	6-6	151	10-25	.400	2-11	.182	10-11	.909	36	6.0	7-0	12	5	0	5	32	5.3
2022-23*	4-4	118	14-27	.519	5-17	.294	9-11	.818	22	5.5	10-0	9	7	1	0	42	10.5
2023-24*	8-0	199	11-32	.344	10-26	.385	4-4	1.000	35	4.4	7-0	14	7	0	0	36	4.5
2024-25	8-0	118	4-17	.235	3-15	.200	3-4	.750	23	2.9	10-0	5	3	0	6	14	1.8
<b>Totals</b>	<b>28-12</b>	<b>644</b>	<b>41-109</b>	<b>.376</b>	<b>21-73</b>	<b>.288</b>	<b>33-39</b>	<b>.846</b>	<b>130</b>	<b>4.6</b>	<b>36-0</b>	<b>42</b>	<b>24</b>	<b>1</b>	<b>11</b>	<b>136</b>	<b>4.9</b>

\* at Purdue

**PRODUCTION**

	Season	Career
Double-figure points	4	32
Double-doubles	--	--
20-point games	--	1
3+ 3-point field goals	3	15
5+ rebounds	5	60
3+ assists	1	26
2+ steals	2	13
2+ blocks	--	2
Dunks	1	1*

\* stats from Purdue not included

2024-25

- » Named to Jerry West Shooting Guard of the Year Top 20 Preseason Watch List
- » Tallied double-digit scoring performances in Duke's first two games of the season, scoring 11 points against both Maine (11/4) and Army West Point (11/8), and got back into double-figures with a 13-point showing versus Wofford (11/16)
- » Came off the bench for the first time, playing 20 minutes, in Duke's win over No. 2 Auburn (12/4), scoring 11 points on 4-of-8 shooting
- » Has increased his activity on defense, swiping at least two steals in seven games, more than double his entire freshman campaign (3)
- » Posted 12 points in seven minutes against Illinois (2/22), shooting 5-of-6 (.833) overall, including a perfect 2-for-2 from deep
- » Played nine key second-half minutes at North Carolina (3/8), contributing on both ends, including a key hustle play to set up a fast-break layup late in the game
- » Scored six points against North Carolina (3/14), providing crucial minutes off the bench in the ACC Tournament semifinal, highlighted by a plus/minus of +22 in 10 first-half minutes
- » Reached double-figures against Mount St. Mary's (3/21), scoring 12 points on 4-of-5 (.800) shooting, including 3-of-4 (.750) from deep

LAST FIVE GAME STATS

Date	Opponent	Start	FG	Pct.	3FG	Pct.	FT	Pct.	Reb	PF	Pts	Ast	TO	Blk	Stl	Min
3/21	vs. Mount St. Mary's		4-5	.800	3-4	.750	1-1	1.000	0-3-3	1	12	1	1	0	2	20
3/23	vs. Baylor		3-3	1.000	0-0	.000	0-0	.000	0-0-0	1	6	3	1	0	0	14
3/27	vs. #21 Arizona		0-1	.000	0-1	.000	0-0	.000	0-1-1	0	0	0	0	0	0	4
3/29	vs. #7 Alabama		2-3	.667	1-1	1.000	0-0	.000	0-2-2	2	5	3	0	0	0	15
4/5	vs. #2 Houston		0-3	.000	0-0	.000	0-2	.000	0-4-4	1	0	1	0	0	0	13

CAREER HIGHS

18 vs. Michigan State (11/14/23)	Points	13 vs. Wofford (11/16/24)
6, 2x, last vs. Boston College (2/10/24)	Rebounds	4, 4x, last vs. Houston (4/5/25)
7 at Pittsburgh (1/9/24)	Assists	4, 4x, last vs. Miami (1/14/25)
3 vs. Pittsburgh (1/20/24)	Steals	2, 7x, last vs. Mt. St. Mary's (3/21/25)
2 vs. Kansas (11/26/24)	Blocks	2 vs. Kansas (11/26/24)
7 vs. Michigan State (11/14/23)	FG Made	5, 3x, last vs. Illinois (2/22/25)
4 vs. Michigan State (11/14/23)	3FG Made	3 vs. Wofford (11/16/24)
5 vs. Pittsburgh (1/20/24)	FT Made	3 at Arizona (11/22/24)
36 at Georgia Tech (12/2/23)	Minutes	29 vs. Kentucky (11/12/24)

SEASON HIGHS

2023-24

- » All-ACC Academic
- » Played a team-high 22 minutes in Duke's exhibition against UNC Pembroke, scoring nine points while grabbing three rebounds and dishing three assists
- » Scored double-figures in his Duke debut, logging 15 points on 6-of-10 shooting against Dartmouth
- » Burst onto the scene with an 18-point performance versus Michigan State in the Champions Classic, connecting on four three-pointers, including back-to-back shots from deep late in the contest to ice the game for the Blue Devils
- » 17th Duke freshman all-time to shoot .800 or better from three with at least five attempts and first since AJ Griffin during the 2021-22 season
- » Dished a team-high six assists against Bucknell, adding in nine points and four rebounds in 23 minutes
- » Played a career-high 36 minutes in place of an injured Tyrese Proctor vs. Georgia Tech (12/2), scoring 12 points on 5-of-8 shooting
- » First career start versus Charlotte (12/9), playing 29 minutes and scoring seven points while adding three assists
- » Career-high seven assists at Pittsburgh (1/7) while also scoring eight points and two rebounds
- » Led the team in rebounds, assists and steals versus Pittsburgh (1/20), including career-highs for boards (6) and steals (3)
- » Team-high 13 points versus Notre Dame (2/7), including a perfect 4-for-4 from the charity stripe
- » Matched his career-high with six rebounds versus Boston College (2/10)
- » Started at Florida State (2/17), playing 35 minutes and scoring four points while dishing three assists with just one turnover
- » Second straight start in Duke's win at Miami (2/21), scoring 11 points, including 3-of-5 from deep, in 28 minutes
- » Missed the final nine games of his freshman season due to an ankle fracture

High School

- » Rated by 247Sports with five stars as the No. 22 player nationally, the No. 4 combo guard and the No. 3 player from the state of California
- » Rated by ESPN with five stars as the No. 24 player nationally, the No. 7 point guard and the No. 4 player from the state of California
- » Transferred from Oak Hill Academy in Virginia to Notre Dame High School in California for his senior season
- » Named MaxPreps California Player of the Year following his senior season after averaging 21.4 points, 6.8 rebounds and 3.9 assists per game
- » Averaged 28.3 points, 5.7 rebounds and 4.7 assists a game in the final EYBL session in Kansas City in the summer of 2022
- » Was a force at the 2022 Nike Peach Jam, averaging 25.2 points, shooting .444 from the three-point line with 4.7 assists a game

Career Statistics

Season	GP-GS	Min	FG-FGA	Pct.	3PT-A	Pct.	FT-FTA	Pct.	Reb	Avg.	PF-DQ	Ast	TO	Blk	Stl	Pts	Avg
2023-24	27-15	685	73-167	.437	28-69	.406	33-48	.688	65	2.4	53-1	58	29	2	16	207	7.7
2024-25	38-7	532	70-168	.417	25-73	.342	22-35	.629	65	1.7	42-0	54	32	3	23	187	4.9
<b>Totals</b>	<b>65-22</b>	<b>1217</b>	<b>143-335</b>	<b>.427</b>	<b>53-142</b>	<b>.373</b>	<b>55-83</b>	<b>.663</b>	<b>130</b>	<b>2.0</b>	<b>95-1</b>	<b>112</b>	<b>61</b>	<b>5</b>	<b>39</b>	<b>394</b>	<b>6.1</b>

Career ACC Regular Season Statistics

Season	GP-GS	Min	FG-FGA	Pct.	3PT-A	Pct.	FT-FTA	Pct.	Reb	Avg.	PF-DQ	Ast	TO	Blk	Stl	Pts	Avg
2023-24	16-10	413	36-87	.414	18-39	.462	16-23	.696	36	2.3	36-0	38	16	1	14	106	6.6
2024-25	19-0	221	26-68	.382	10-31	.323	9-13	.692	32	1.7	24-0	21	13	1	7	71	3.7
<b>Totals</b>	<b>35-10</b>	<b>634</b>	<b>62-155</b>	<b>.400</b>	<b>28-70</b>	<b>.400</b>	<b>25-36</b>	<b>.694</b>	<b>68</b>	<b>1.9</b>	<b>60-0</b>	<b>59</b>	<b>29</b>	<b>2</b>	<b>21</b>	<b>177</b>	<b>5.1</b>

Career Postseason Statistics

Season	GP-GS	Min	FG-FGA	Pct.	3PT-A	Pct.	FT-FTA	Pct.	Reb	Avg.	PF-DQ	Ast	TO	Blk	Stl	Pts	Avg
2023-24	did not see action (injury)																
2024-25	8-0	96	11-24	.458	4-9	.444	3-5	.600	14	1.8	7-0	12	7	0	5	29	3.6
<b>Totals</b>	<b>8-0</b>	<b>96</b>	<b>11-24</b>	<b>.458</b>	<b>4-9</b>	<b>.444</b>	<b>3-5</b>	<b>.600</b>	<b>14</b>	<b>1.8</b>	<b>7-0</b>	<b>12</b>	<b>7</b>	<b>0</b>	<b>5</b>	<b>29</b>	<b>3.6</b>

PRODUCTION

	Season	Career
Double-figure points	8	16
Double-doubles	--	--
20-point games	--	--
3+ 3-point field goals	2	5
5+ rebounds	--	3
3+ assists	9	16
2+ steals	7	10
2+ blocks	1	1
Dunks	--	2
Three-point plays	1	2

2024-25

- » Made his Duke debut against Wofford (11/16) after missing the first two weeks of the season due to injury
- » Scored two points against the Terriers and made his presence felt on the offensive glass, securing five offensive boards en route to six total caroms
- » Shot a perfect 3-for-3 from the field against UIW (12/10)
- » Praised for his performance off the bench at Wake Forest (1/25), logging a career-high 21 minutes with three rebounds, two steals and four points, en route to a team-high plus-minus of +19
- » Continued to make an impact during Maliq Brown's absence due to injury, scoring a key basket in the waning minutes against NC State (1/27)
- » Scored eight points at Virginia (2/17) followed by nine at Miami (2/25)
- » Matched his career high on the glass, bringing in six total boards against Wake Forest (3/3) in 14 minutes of action
- » Shot a perfect 3-for-3 from the field against Georgia Tech (3/13), while also blocking a shot and reeling in two boards
- » Remained perfect from the field in the postseason, going 6-of-6 against North Carolina (3/14), scoring a career-high 12 points against the Tar Heels - highlighted with three dunks
- » Blocked a career-high three shots against Louisville (3/15), while scoring seven points in the ACC title game
- » Career-high eight rebounds against Mount St. Mary's (3/21), adding nine points and matching his career high with three swats

High School

- » Five-star prospect according to ESPN, out of St. Paul VI Catholic High School (Fairfax, Va.)
- » Missed senior season at St. Paul VI due to injury
- » Named to the USA Basketball 2024 Men's U18 National Team and selected to participate in the Nike Hoop Summit
- » Helped USA capture the gold medal in the 2024 FIBA Men's U18 AmeriCup (June 2024), averaging 4.5 points, 4.8 rebounds, 1.2 blocks and 1.0 assists per game, while shooting 66.7% (10 of 15) from the field
- » Had a breakout season for Team Takeover on the EYBL circuit, averaging 12.0 points and 7.4 rebounds, including a statement game with a 33-point, 18-rebound and five-assist performance against Phenom University

Personal

- » Son of two former collegiate basketball players, with both of his parents - Patrick and Tajama - playing for George Washington
- » Tajama graduated as George Washington's all-time leading scorer with 2,134 career points and played two seasons in the WNBA

LAST FIVE GAME STATS

Date	Opponent	Start	FG	Pct.	3FG	Pct.	FT	Pct.	Reb	PF	Pts	Ast	TO	Blk	Stl	Min
3/21	vs. Mount St. Mary's		4-5	.800	0-0	.000	1-2	.500	1-7-8	1	9	2	0	3	1	19
3/23	vs. Baylor		1-2	.500	0-0	.000	6-6	1.000	0-2-2	2	8	1	0	2	1	16
3/27	vs. #21 Arizona		3-3	1.000	0-0	.000	2-3	.667	0-2-2	5	8	1	1	0	0	12
3/29	vs. #7 Alabama		0-0	.000	0-0	.000	1-2	.500	0-0-0	2	1	3	0	0	0	6
4/5	vs. #2 Houston		0-0	.000	0-0	.000	0-0	.000	0-0-0	1	0	1	0	0	0	4

CAREER HIGHS

12 vs. North Carolina (3/14/25)	Points	12 vs. North Carolina (3/14/25)
8 vs. Mount St. Mary's (3/21/25)	Rebounds	8 vs. Mount St. Mary's (3/21/25)
3, 2x, last vs. Alabama (3/29/25)	Assists	3, 2x, last vs. Alabama (3/29/25)
2 at Wake Forest (1/25/25)	Steals	2 at Wake Forest (1/25/25)
3, 2x, last vs. Mt. St. Mary's (3/21/25)	Blocks	3, 2x, last vs. Mt. St. Mary's (3/21/25)
6 vs. North Carolina (3/14/25)	FG Made	6 vs. North Carolina (3/14/25)
--	3FG Made	--
6 vs. Baylor (3/23/25)	FT Made	6 vs. Baylor (3/23/25)
21 at Wake Forest (1/25/25)	Minutes	21 at Wake Forest (1/25/25)

SEASON HIGHS

Career Statistics

Season	GP-GS	Min	FG-FGA	Pct.	3PT-A	Pct.	FT-FTA	Pct.	Reb	Avg.	PF-DQ	Ast	TO	Blk	Stl	Pts	Avg
2024-25	30-0	316	46-64	.719	0-1	.000	24-33	.727	80	2.7	51-2	23	7	16	11	116	3.9
<b>Totals</b>	<b>30-0</b>	<b>316</b>	<b>46-64</b>	<b>.719</b>	<b>0-1</b>	<b>.000</b>	<b>24-33</b>	<b>.727</b>	<b>80</b>	<b>2.7</b>	<b>51-2</b>	<b>23</b>	<b>7</b>	<b>16</b>	<b>11</b>	<b>116</b>	<b>3.9</b>

Career ACC Regular Season Statistics

Season	GP-GS	Min	FG-FGA	Pct.	3PT-A	Pct.	FT-FTA	Pct.	Reb	Avg.	PF-DQ	Ast	TO	Blk	Stl	Pts	Avg
2024-25	18-0	164	21-28	.750	0-1	.000	7-10	.700	41	2.3	30-1	7	2	4	6	49	2.7
<b>Totals</b>	<b>18-0</b>	<b>164</b>	<b>21-28</b>	<b>.750</b>	<b>0-1</b>	<b>.000</b>	<b>7-10</b>	<b>.700</b>	<b>41</b>	<b>2.3</b>	<b>30-1</b>	<b>7</b>	<b>2</b>	<b>4</b>	<b>6</b>	<b>49</b>	<b>2.7</b>

Career Postseason Statistics

Season	GP-GS	Min	FG-FGA	Pct.	3PT-A	Pct.	FT-FTA	Pct.	Reb	Avg.	PF-DQ	Ast	TO	Blk	Stl	Pts	Avg
2024-25	8-0	97	18-23	.783	0-0	.000	16-21	.762	19	2.4	17-1	10	3	10	2	52	6.5
<b>Totals</b>	<b>8-0</b>	<b>97</b>	<b>18-23</b>	<b>.783</b>	<b>0-0</b>	<b>.000</b>	<b>16-21</b>	<b>.762</b>	<b>19</b>	<b>2.4</b>	<b>17-1</b>	<b>10</b>	<b>3</b>	<b>10</b>	<b>2</b>	<b>52</b>	<b>6.5</b>

PRODUCTION

	Season	Career
Double-figure points	1	1
Double-doubles	--	--
20-point games	--	--
3+ 3-point field goals	--	--
5+ rebounds	5	5
3+ assists	2	2
2+ steals	1	1
2+ blocks	4	4
Dunks	9	9
Three-point-plays	2	2

2024-25

- » Played a career-high 17 minutes against Florida State (3/1), making a career-high three field goals, while matching his career highs for points, rebounds, steals and assists
- » Made postseason debut with a career-high seven points against Mount St. Mary's (3/21)

High School

- » Four-star prospect according to both 247Sports and ESPN, out of St. Paul VI Catholic High School (Fairfax, Va.)
- » Ranked No. 45 by ESPN and No. 56 by 247Sports
- » Named the 2023-24 Gatorade Virginia Player of the Year after averaging 17.2 points, 4.5 rebounds, 3.1 assists and 1.9 steals per game
- » Led team to 33-2 record and both conference (WACAC) and state (VISAA) championships as a senior
- » Registered 24 points and four rebounds in the VISAA state championship game
- » Scored 36 points, including 19 in the third quarter, during a 101-89 victory over IMG Academy in the 2024 Chipotle Nationals, eventually advancing to the national title game
- » Helped lead Team Takeover to eight wins at the EYBL Peach Jam, averaging 14.3 points, 3.4 rebounds and 2.5 assists per game
- » Scored 28 points on 10-of-15 shooting, including 5-of-7 from beyond the arc, in the EYBL Championship, earning MVP and All-EYBL First Team honors

LAST FIVE GAME STATS

Date	Opponent	Start	FG	Pct.	3FG	Pct.	FT	Pct.	Reb	PF	Pts	Ast	TO	Blk	Stl	Min
3/21	vs. Mount St. Mary's		3-6	.500	1-3	.333	0-0	.000	0-4-4	0	7	0	0	0	0	11
3/23	vs. Baylor		0-0	.000	0-0	.000	0-0	.000	0-1-1	0	0	0	0	0	0	3
3/27	vs. #21 Arizona		dnp (coach's decision)													
3/29	vs. #7 Alabama		dnp (coach's decision)													
4/5	vs. #2 Houston		dnp (coach's decision)													

CAREER HIGHS

7 vs. Mount St. Mary's (3/21/25)	Points	7 vs. Mount St. Mary's (3/21/25)
4, 3x, last vs. Mt. St. Mary's (3/21/25)	Rebounds	4, 3x, last vs. Mt. St. Mary's (3/21/25)
1, 5x, last vs. Florida State (3/1/25)	Assists	1, 5x, last vs. Florida State (3/1/25)
1, 3x, last vs. Florida State (3/1/25)	Steals	1, 3x, last vs. Florida State (3/1/25)
--	Blocks	--
3, 2x, last vs. Mt. St. Mary's (3/21/25)	FG Made	3, 2x, last vs. Mt. St. Mary's (3/21/25)
1, 5x, last vs. Mt. St. Mary's (3/21/25)	3FG Made	1, 5x, last vs. Mt. St. Mary's (3/21/25)
3 vs. Maine (11/4/24)	FT Made	3 vs. Maine (11/4/24)
17 vs. Florida State (3/1/25)	Minutes	17 vs. Florida State (3/1/25)

SEASON HIGHS

Career Statistics

Season	GP-GS	Min	FG-FGA	Pct.	3PT-A	Pct.	FT-FTA	Pct.	Reb	Avg.	PF-DQ	Ast	TO	Blk	Stl	Pts	Avg
2024-25	21-0	128	15-41	.366	5-22	.227	8-16	.500	24	1.1	4-0	7	1	0	3	43	2.0
<b>Totals</b>	<b>20-0</b>	<b>126</b>	<b>15-41</b>	<b>.366</b>	<b>5-22</b>	<b>.227</b>	<b>8-16</b>	<b>.500</b>	<b>23</b>	<b>1.2</b>	<b>4-0</b>	<b>7</b>	<b>1</b>	<b>0</b>	<b>3</b>	<b>43</b>	<b>2.2</b>

Career ACC Regular Season Statistics

Season	GP-GS	Min	FG-FGA	Pct.	3PT-A	Pct.	FT-FTA	Pct.	Reb	Avg.	PF-DQ	Ast	TO	Blk	Stl	Pts	Avg
2024-25	13-0	72	6-19	.316	0-9	.000	1-3	.333	12	0.9	3-0	5	1	0	2	13	1.0
<b>Totals</b>	<b>13-0</b>	<b>72</b>	<b>6-19</b>	<b>.316</b>	<b>0-9</b>	<b>.000</b>	<b>1-3</b>	<b>.333</b>	<b>12</b>	<b>0.9</b>	<b>3-0</b>	<b>5</b>	<b>1</b>	<b>0</b>	<b>2</b>	<b>13</b>	<b>1.0</b>

Career Postseason Statistics

Season	GP-GS	Min	FG-FGA	Pct.	3PT-A	Pct.	FT-FTA	Pct.	Reb	Avg.	PF-DQ	Ast	TO	Blk	Stl	Pts	Avg
2024-25	2-0	13	3-6	.500	1-3	.333	0-0	.000	5	2.5	0-0	0	0	0	0	7	3.5
<b>Totals</b>	<b>2-0</b>	<b>13</b>	<b>3-6</b>	<b>.500</b>	<b>1-3</b>	<b>.333</b>	<b>0-0</b>	<b>.000</b>	<b>5</b>	<b>2.5</b>	<b>0-0</b>	<b>0</b>	<b>0</b>	<b>0</b>	<b>0</b>	<b>7</b>	<b>3.5</b>

PRODUCTION

	Season	Career
Double-figure points	--	--
Double-doubles	--	--
20-point games	--	--
3+ 3-point field goals	--	--
5+ rebounds	--	--
3+ assists	--	--
2+ steals	--	--
2+ blocks	--	--
Dunks	2	2

**2024-25 Season**

- » Scored first points of the year with a dunk against Stanford (2/15)
- » Was recognized on Senior Night before Duke's game against Wake Forest (3/3), finishing with two points against the Demon Deacons
- » First three-pointer as a Blue Devils came against Mount St. Mary's (3/21), also adding one rebound and one steal

**2023-24 Season**

- » Transferred to Duke after four years at Stanford
- » Earned his economics degree from Stanford and is pursuing his Master of Management Studies graduate degree from Duke's Fuqua School of Business
- » Made his Duke debut against Dartmouth, playing two minutes and grabbing one rebound
- » Logged a season-high four minutes against Bucknell (11/17), reeling in one rebound
- » Played two minutes at Miami (2/21), scoring two points on two made free throws

**Before Duke**

- » Appeared in a total of 15 games for the Cardinal, including two starts
- » Shot 6-of-14 (.429) from the field at Stanford

**Personal**

- » His older brothers, Daniel and Joseph, both played basketball at Stanford

**LAST FIVE GAME STATS**

Date	Opponent	Start	FG	Pct.	3FG	Pct.	FT	Pct.	Reb	PF	Pts	Ast	TO	Blk	Stl	Min
3/21	vs. Mount St. Mary's		1-1	1.000	1-1	1.000	0-0	.000	1-0-1	0	3	0	0	0	1	6
3/23	vs. Baylor		0-0	.000	0-0	.000	0-0	.000	0-1-1	0	0	0	0	0	0	1
3/27	vs. #21 Arizona		dnp (coach's decision)													
3/29	vs. #7 Alabama		dnp (coach's decision)													
4/5	vs. #2 Houston		dnp (coach's decision)													

**CAREER HIGHS**

3, 2x, last vs. Mount St. Mary's (3/21/25)	<b>Points</b>	3 vs. Mount St. Mary's (3/21/25)
3 vs. Washington (2/26/23)	<b>Rebounds</b>	2, 2x, last vs. Illinois (2/22/25)
2 vs. Green Bay (12/16/22)	<b>Assists</b>	1, 2x, last at Syracuse (2/5/25)
1, 4x, last vs. Mt. St. Mary's (3/21/25)	<b>Steals</b>	1, 3x, last vs. Mt. St. Mary's (3/21/25)
1 at Oregon State (3/2/23)	<b>Blocks</b>	--
1, 8x, last vs. Wake Forest (3/3/25)	<b>FG Made</b>	1, 2x, last vs. Wake Forest (3/3/25)
1 at N.C. A&T (12/6/20)	<b>3FG Made</b>	--
2 at Oregon State (3/2/23)	<b>FT Made</b>	--
6 vs. Washington (2/26/23)	<b>Minutes</b>	3, 3x, last vs. Florida State (3/1/25)

**SEASON HIGHS**

**Career Statistics**

Season	GP-GS	Min	FG-FGA	Pct.	3PT-A	Pct.	FT-FTA	Pct.	Reb	Avg.	PF-DQ	Ast	TO	Blk	Stl	Pts	Avg
2020-21*	3-0	7	3-3	1.000	1-1	1.000	0-0	.000	1	0.3	0-0	0	0	0	0	7	2.3
2021-22*	4-0	11	1-2	.500	0-1	.000	0-0	.000	1	0.3	2-0	0	0	0	0	2	0.5
2022-23*	8-2	28	2-9	.222	0-4	.000	3-5	.600	9	1.1	4-0	2	1	1	1	7	0.9
2023-24	8-0	17	0-4	.000	0-3	.000	2-2	1.000	4	0.5	0-0	0	0	0	0	2	0.3
2024-25	11-0	26	3-5	.600	1-3	.333	0-0	.000	9	0.8	2-0	2	1	0	3	7	0.6
<b>Totals</b>	<b>34-2</b>	<b>89</b>	<b>9-23</b>	<b>.391</b>	<b>2-12</b>	<b>.167</b>	<b>5-7</b>	<b>.714</b>	<b>24</b>	<b>0.7</b>	<b>8-0</b>	<b>4</b>	<b>2</b>	<b>1</b>	<b>4</b>	<b>25</b>	<b>0.7</b>

\* at Stanford

**Career ACC Regular Season Statistics**

Season	GP-GS	Min	FG-FGA	Pct.	3PT-A	Pct.	FT-FTA	Pct.	Reb	Avg.	PF-DQ	Ast	TO	Blk	Stl	Pts	Avg
2023-24	2-0	3	0-1	.000	0-1	.000	2-2	1.000	1	0.5	0-0	0	0	0	0	2	1.0
2024-25	6-0	13	2-4	.500	0-2	.000	0-0	.000	2	0.3	1-0	1	1	0	2	4	0.7
<b>Totals</b>	<b>8-0</b>	<b>16</b>	<b>2-5</b>	<b>.400</b>	<b>0-3</b>	<b>.000</b>	<b>2-2</b>	<b>1.000</b>	<b>3</b>	<b>0.4</b>	<b>1-0</b>	<b>1</b>	<b>1</b>	<b>0</b>	<b>2</b>	<b>6</b>	<b>0.8</b>

**Career Postseason Statistics**

Season	GP-GS	Min	FG-FGA	Pct.	3PT-A	Pct.	FT-FTA	Pct.	Reb	Avg.	PF-DQ	Ast	TO	Blk	Stl	Pts	Avg
2023-24	1-0	4	0-1	.000	0-0	.000	0-0	.000	0	0.0	0-0	0	0	0	0	0	0.0
2024-25	2-0	7	1-1	1.000	1-1	1.000	0-0	.000	2	1.0	0-0	0	0	0	1	3	1.5
<b>Totals</b>	<b>3-0</b>	<b>11</b>	<b>1-2</b>	<b>.500</b>	<b>1-1</b>	<b>1.000</b>	<b>0-0</b>	<b>.000</b>	<b>2</b>	<b>0.7</b>	<b>0-0</b>	<b>0</b>	<b>0</b>	<b>0</b>	<b>1</b>	<b>3</b>	<b>1.0</b>

**PRODUCTION**

	Season	Career
Double-figure points	--	--
Double-doubles	--	--
20-point games	--	--
5+ rebounds	--	--
3+ assists	--	--
2+ steals	--	--
2+ blocks	--	--
Dunks	1	1*
Three-point plays	--	--

\* stats from Stanford not included

**2024-25**

- » Drilled a three-pointer in Duke's win over Army West Point (11/8), reaching 10 career points as a Blue Devil with the bucket from distance
- » Scored five points, a new career high, against Florida State (3/1), making a fast-break layup followed by a three-pointer

**2023-24**

- » Was awarded a scholarship ahead of the season after playing for the Blue Devils as a walk-on for the previous two seasons
- » Scored first career bucket against Dartmouth (11/6) while adding first career assist
- » Played a season-high four minutes against Bucknell (11/17), grabbing a defensive rebound
- » Made his first ACC regular-season appearance during Duke's win at Miami (2/21), playing two minutes
- » Drilled his first career 3-pointer versus Louisville (2/28), giving the senior his first points against an ACC foe
- » First NCAA Tournament action came versus Vermont (3/22), grabbing a rebound in the closing minutes of play
- » Scored first NCAA Tournament points against JMU (3/24), going 1-of-2 from the charity stripe

**Personal**

- » His mother, Beth, attended Duke University
- » His uncle, Joe Hubbard, has spent time on the football staffs at USC, UNLV and the Los Angeles Rams
- » Was a member of Duke's practice squad his freshman year before earning a walk-on spot as a sophomore

**LAST FIVE GAME STATS**

Date	Opponent	Start	FG	Pct.	3FG	Pct.	FT	Pct.	Reb	PF	Pts	Ast	TO	Blk	Stl	Min
3/21	vs. Mount St. Mary's		1-2	.500	0-1	.000	0-0	.000	0-0-0	0	2	1	0	0	0	4
3/23	vs. Baylor		0-0	.000	0-0	.000	0-0	.000	0-0-0	0	0	0	0	0	0	1
3/27	vs. #21 Arizona		dnp (coach's decision)													
3/29	vs. #7 Alabama		dnp (coach's decision)													
4/5	vs. #2 Houston		dnp (coach's decision)													

**CAREER HIGHS**

5 vs. Florida State (3/1/25)	<b>Points</b>	5 vs. Florida State (3/1/25)
1, 6x, last vs. Illinois (2/22/25)	<b>Rebounds</b>	1, 2x, last vs. Illinois (2/22/25)
1, 5x, last vs. Mt. St. Mary's (3/21/25)	<b>Assists</b>	1, 3x, last vs. Mt. St. Mary's (3/21/25)
1, 2x, last vs. Wake Forest (3/3/25)	<b>Steals</b>	1, 2x, last vs. Wake Forest (3/3/25)
2 vs. Florida State (3/1/25)	<b>FG Made</b>	2 vs. Florida State (3/1/25)
1, 4x, last vs. Florida State (3/1/25)	<b>3FG Made</b>	1, 2x, last vs. Florida State (3/1/25)
1, 2x, last vs. JMU (3/24/24)	<b>FT Made</b>	--
5 vs. USC Upstate (11/11/22)	<b>Minutes</b>	4 vs. Mount St. Mary's (3/21/25)

**SEASON HIGHS**

**Career Statistics**

Season	GP-GS	Min	FG-FGA	Pct.	3PT-A	Pct.	FT-FTA	Pct.	Reb	Avg.	PF-DQ	Ast	TO	Blk	Stl	Pts	Avg
2021-22	3-0	6	0-0	.000	0-0	.000	1-2	.500	1	0.3	1-0	0	0	0	0	1	0.3
2022-23	3-0	9	0-2	.000	0-1	.000	0-0	.000	1	0.3	2-0	0	2	0	1	0	0.0
2023-24	10-0	23	2-6	.333	1-4	.250	1-2	.500	3	0.3	8-0	2	1	0	0	6	0.6
2024-25	12-0	25	5-11	.455	3-5	.600	0-0	.000	2	0.2	2-0	3	2	0	2	13	1.1
<b>Totals</b>	<b>28-0</b>	<b>62</b>	<b>7-19</b>	<b>.368</b>	<b>4-10</b>	<b>.400</b>	<b>2-4</b>	<b>.500</b>	<b>7</b>	<b>0.3</b>	<b>13-0</b>	<b>5</b>	<b>5</b>	<b>0</b>	<b>3</b>	<b>20</b>	<b>0.7</b>

**Career ACC Regular Season Statistics**

Season	GP-GS	Min	FG-FGA	Pct.	3PT-A	Pct.	FT-FTA	Pct.	Reb	Avg.	PF-DQ	Ast	TO	Blk	Stl	Pts	Avg
2023-24	3-0	8	1-2	.500	1-2	.500	0-0	.000	0	0.0	5-0	0	1	0	0	3	1.0
2024-25	4-0	9	2-4	.500	1-1	1.000	0-0	.000	0	0.0	1-0	1	1	0	2	5	1.3
<b>Totals</b>	<b>7-0</b>	<b>17</b>	<b>3-6</b>	<b>.500</b>	<b>2-3</b>	<b>.667</b>	<b>0-0</b>	<b>.000</b>	<b>0</b>	<b>0.0</b>	<b>6-0</b>	<b>1</b>	<b>2</b>	<b>0</b>	<b>2</b>	<b>8</b>	<b>1.1</b>

**Career Postseason Statistics**

Season	GP-GS	Min	FG-FGA	Pct.	3PT-A	Pct.	FT-FTA	Pct.	Reb	Avg.	PF-DQ	Ast	TO	Blk	Stl	Pts	Avg
2022-23	1-0	2	0-1	.000	0-0	.000	0-0	.000	1	1.0	1-0	0	0	0	0	0	0.0
2023-24	2-0	5	0-1	.000	0-0	.000	1-2	.500	1	0.5	1-0	0	0	0	0	1	0.5
2024-25	3-0	5	1-2	.500	0-1	.000	0-0	.000	0	0.0	0-0	1	0	0	0	2	0.7
<b>Totals</b>	<b>6-0</b>	<b>12</b>	<b>1-4</b>	<b>.250</b>	<b>0-1</b>	<b>.000</b>	<b>1-2</b>	<b>.500</b>	<b>2</b>	<b>0.3</b>	<b>2-0</b>	<b>1</b>	<b>0</b>	<b>0</b>	<b>0</b>	<b>3</b>	<b>0.5</b>

**PRODUCTION**

	Season	Career
Double-figure points	--	--
Double-doubles	--	--
20-point games	--	--
3+ 3-point field goals	--	--
5+ rebounds	--	--
3+ assists	--	--
2+ steals	--	--
2+ blocks	--	--

#13 • CAMERON SHEFFIELD

G/F • 6-6 • 204 • Gr. • Alpharetta, Ga. • Chattahoochee • Rice

2024-25

- » First Duke points came at Miami (2/25) on a three-pointer
- » Played a season-high six minutes against Florida State (3/1), scoring two points from the free throw line

2023-24 (Senior at Rice)

- » Redshirted after missing the year due to injury
- » NABC Honors Court
- » AAC All-Academic Team

Career

- » Played three seasons (2020-23) at Rice, appearing in 95 games with 55 starts. Missed the 2023-24 season due to injury
- » Totaled 537 points (5.7 ppg), 397 rebounds (4.2 rpg), 89 assists, 51 steals and 23 blocked shots in three seasons with the Owls
- » Averaged 7.6 points, 6.1 rebounds and 1.3 assists per contest as a junior in 2022-23, playing 35 games with 34 starts

LAST FIVE GAME STATS

Date	Opponent	Start	FG	Pct.	3FG	Pct.	FT	Pct.	Reb	PF	Pts	Ast	TO	Blk	Stl	Min
3/21	vs. Mount St. Mary's		0-1	.000	0-1	.000	0-0	.000	0-0-0	0	0	0	0	0	0	4
3/23	vs. Baylor		0-0	.000	0-0	.000	0-0	.000	0-0-0	0	0	0	0	0	0	1
3/27	vs. #21 Arizona		dnp (coach's decision)													
3/29	vs. #7 Alabama		dnp (coach's decision)													
4/5	vs. #2 Houston		dnp (coach's decision)													

CAREER HIGHS

17 at Louisiana Tech (2/26/21)  
16 at UTEP (12/31/22)  
6 at Sam Houston (12/19/20)  
2, 10x, last vs. Southern Utah (3/20/23)  
2, 3x, last vs. Louisiana Tech (1/5/23)  
5, 2x, last vs. UTSA (2/16/23)  
4, 2x, last vs. UTSA (2/16/23)  
6 at UTEP (12/31/22)  
43 at UTEP (12/31/22)

SEASON HIGHS

Points 3 at Miami (2/25/25)  
Rebounds 2 vs. Florida State (3/1/25)  
Assists 1, 2x, last at SMU (1/4/25)  
Steals --  
Blocks --  
FG Made 1 at Miami (2/25/25)  
3FG Made 1 at Miami (2/25/25)  
FT Made 2 vs. Florida State (3/1/25)  
Minutes 6 vs. Florida State (3/1/25)

Career Statistics

Season	GP-GS	Min	FG-FGA	Pct.	3PT-A	Pct.	FT-FTA	Pct.	Reb	Avg.	PF-DQ	Ast	TO	Blk	Stl	Pts	Avg
2020-21*	28-12	496	39-100	.390	22-60	.367	35-52	.673	86	3.1	43-0	28	16	9	12	135	4.8
2021-22*	32-9	531	40-105	.381	23-64	.359	32-45	.711	97	3.0	38-0	17	20	3	10	135	4.2
2022-23*	35-34	1080	80-186	.430	44-118	.373	63-82	.768	214	6.1	66-0	44	50	11	29	267	7.6
2023-24*	Did not see game action																
2024-25	13-0	30	1-6	.167	1-5	.200	2-4	.500	5	0.4	1-0	2	1	0	0	5	0.4
<b>Totals</b>	<b>108-55</b>	<b>2136</b>	<b>160-397</b>	<b>.403</b>	<b>90-247</b>	<b>.364</b>	<b>132-183</b>	<b>.721</b>	<b>402</b>	<b>3.7</b>	<b>148-0</b>	<b>91</b>	<b>87</b>	<b>23</b>	<b>51</b>	<b>542</b>	<b>5.0</b>

\* at Rice

Career ACC Regular Season Statistics

Season	GP-GS	Min	FG-FGA	Pct.	3PT-A	Pct.	FT-FTA	Pct.	Reb	Avg.	PF-DQ	Ast	TO	Blk	Stl	Pts	Avg
2024-25	7-0	17	1-2	.500	1-2	.500	2-4	.500	4	0.6	1-0	2	1	0	0	5	0.7
<b>Totals</b>	<b>7-0</b>	<b>17</b>	<b>1-2</b>	<b>.500</b>	<b>1-2</b>	<b>.500</b>	<b>2-4</b>	<b>.500</b>	<b>4</b>	<b>0.6</b>	<b>1-0</b>	<b>2</b>	<b>1</b>	<b>0</b>	<b>0</b>	<b>5</b>	<b>0.7</b>

Career Postseason Statistics

Season	GP-GS	Min	FG-FGA	Pct.	3PT-A	Pct.	FT-FTA	Pct.	Reb	Avg.	PF-DQ	Ast	TO	Blk	Stl	Pts	Avg
2020-21*	3-3	87	3-10	.300	2-8	.250	6-7	.857	10	3.3	6-0	6	3	4	2	14	4.7
2021-22*	3-0	34	1-1	1.000	0-0	.000	5-7	.714	9	3.0	2-0	0	0	0	0	7	2.3
2022-23*	4-4	126	9-27	.333	5-16	.313	4-5	.800	24	6.0	9-0	3	2	1	4	27	6.8
2023-24*	Did not see game action																
2024-25	2-0	5	0-1	.000	0-1	.000	0-0	.000	0	0.0	0-0	0	0	0	0	0	0.0
<b>Totals</b>	<b>12-7</b>	<b>252</b>	<b>13-39</b>	<b>.333</b>	<b>7-25</b>	<b>.280</b>	<b>15-19</b>	<b>.789</b>	<b>43</b>	<b>3.6</b>	<b>17-0</b>	<b>9</b>	<b>5</b>	<b>5</b>	<b>6</b>	<b>48</b>	<b>4.0</b>

PRODUCTION

	Season	Career
Double-figure points	--	17
Double-doubles	--	1
20-point games	--	--
3+ 3-point field goals	--	7
5+ rebounds	--	35
3+ assists	--	10
2+ steals	--	30
2+ blocks	--	10

#52 • STANLEY BORDEN

C • 7-0 • 241 • Sr. • Istanbul, Turkey • Istanbul Int'l Comm. School

2024-25

- » Has made three appearances across Duke's last four games
- » Played a career-high three minutes against Florida State (3/1)

2023-24

- » Did not see game action

2022-23

- » Made season debut against USC Upstate (11/11), grabbing a defensive rebound in two minutes of action

Career

- » Played for the Portuguese U20 National Team during the FIBA European Group A Challenger in the summer of 2021, averaging 7.6 points, 6.2 rebounds, 1.2 assists and 1.0 steals
- » Member of the Besiktas J.K. U18 team for two seasons
- » As a freshman, led his high school varsity team to its first CEESA (Central-Eastern European Schools Association) Division A Championship

Personal

- » Joined the Duke men's basketball team as a walk-on in September 2021
- » His grandfather, Stanley Borden, played basketball at Mississippi State
- » Holds dual citizenship in Portugal and played for the Portuguese U20 National Team

LAST FIVE GAME STATS

Date	Opponent	Start	FG	Pct.	3FG	Pct.	FT	Pct.	Reb	PF	Pts	Ast	TO	Blk	Stl	Min
3/21	vs. Mount St. Mary's		dnp (coach's decision)													
3/23	vs. Baylor		dnp (coach's decision)													
3/27	vs. #21 Arizona		dnp (coach's decision)													
3/29	vs. #7 Alabama		dnp (coach's decision)													
4/5	vs. #2 Houston		dnp (coach's decision)													

CAREER HIGHS

--  
1, 3x, last vs. Illinois (2/22/25)  
--  
1 vs. Wake Forest (3/3/25)  
3 vs. Florida State (3/1/25)

SEASON HIGHS

Points --  
Rebounds 1 vs. Illinois (2/22/25)  
Assists --  
Steals --  
Blocks 1 vs. Wake Forest (3/3/25)  
FG Made --  
FT Made --  
Minutes 3 vs. Florida State (3/1/25)

Career Statistics

Season	GP-GS	Min	FG-FGA	Pct.	3PT-A	Pct.	FT-FTA	Pct.	Reb	Avg.	PF-DQ	Ast	TO	Blk	Stl	Pts	Avg
2021-22	1-0	1	0-0	.000	0-0	.000	0-0	.000	1	1.0	0-0	0	0	0	0	0	0.0
2022-23	1-0	2	0-0	.000	0-0	.000	0-0	.000	1	1.0	0-0	0	0	0	0	0	0.0
2023-24	did not see game action																
2024-25	3-0	7	0-1	.000	0-0	.000	0-0	.000	1	0.3	1-0	0	2	1	0	0	0.0
<b>Totals</b>	<b>5-0</b>	<b>10</b>	<b>0-1</b>	<b>.000</b>	<b>0-0</b>	<b>.000</b>	<b>0-0</b>	<b>.000</b>	<b>3</b>	<b>0.6</b>	<b>1-0</b>	<b>0</b>	<b>2</b>	<b>1</b>	<b>0</b>	<b>0</b>	<b>0.0</b>

Career ACC Regular Season Statistics

Season	GP-GS	Min	FG-FGA	Pct.	3PT-A	Pct.	FT-FTA	Pct.	Reb	Avg.	PF-DQ	Ast	TO	Blk	Stl	Pts	Avg
2024-25	2-0	6	0-1	.000	0-0	.000	0-0	.000	0	0.0	0-0	0	1	1	0	0	0.0
<b>Totals</b>	<b>2-0</b>	<b>6</b>	<b>0-1</b>	<b>.000</b>	<b>0-0</b>	<b>.000</b>	<b>0-0</b>	<b>.000</b>	<b>0</b>	<b>0.0</b>	<b>0-0</b>	<b>0</b>	<b>1</b>	<b>1</b>	<b>0</b>	<b>0</b>	<b>0.0</b>

PRODUCTION

	Season	Career
Double-figure points	--	--
Double-doubles	--	--
20-point games	--	--
5+ rebounds	--	--
2+ blocks	--	--
2+ steals	--	--
Dunks	--	--
Three-point plays	--	--

## ACC WEEKLY HONORS

### 2024-25 Season

Kon Knueppel	Rookie of the Week	Nov. 11
Cooper Flagg	Rookie of the Week	Nov. 18
Cooper Flagg	Rookie of the Week	Nov. 25
Cooper Flagg	Player of the Week	Nov. 25
Cooper Flagg	Rookie of the Week	Dec. 9
Cooper Flagg	Rookie of the Week	Dec. 23
Cooper Flagg	Rookie of the Week	Jan. 6
Cooper Flagg	Player of the Week	Jan. 6
Cooper Flagg	Rookie of the Week	Jan. 13
Cooper Flagg	Player of the Week	Jan. 13
Cooper Flagg	Rookie of the Week	Jan. 20
Cooper Flagg	Rookie of the Week	Jan. 27
Cooper Flagg	Rookie of the Week	Feb. 3
Cooper Flagg	Player of the Week	Feb. 3
Cooper Flagg	Rookie of the Week	Feb. 17
Cooper Flagg	Rookie of the Week	Feb. 24
Cooper Flagg	Player of the Week	Feb. 24
Isaiah Evans	Rookie of the Week	March 3
Cooper Flagg	Rookie of the Week	March 10

### Career Honors by Blue Devils

Isaiah Evans	Rookie of the Week	1
Cooper Flagg	Rookie of the Week	12
	Player of the Week	5
Kon Knueppel	Rookie of the Week	1

### Notable

Over the last 11 seasons (since the start of 2013-14), Duke has had an ACC Rookie of the Week in 99 of a possible 204 weeks (48.5%). Twenty-seven different Blue Devils have won the award at least once in that time.

as of March 10, 2025

### Most ACC Player of the Week Selections

North Carolina	157
<b>Duke</b>	<b>152</b>
Virginia	86
Wake Forest	86
NC State	81
Georgia Tech	63
Clemson	50
Florida State	31
Virginia Tech	28
Boston College	21
Miami	19
Notre Dame	18
Louisville	16
Pittsburgh	15
Syracuse	12
Stanford	3
SMU	1

as of March 10, 2025

### Most ACC Rookie of the Week Selections

<b>Duke</b>	<b>172</b>
North Carolina	97
Georgia Tech	89
Virginia	80
Wake Forest	76
NC State	72
Clemson	51
Florida State	35
Syracuse	16
Boston College	15
Miami	14
Pittsburgh	11
Virginia Tech	11
Notre Dame	9
Louisville	6
Cal	3

as of March 10, 2025

## RECORDS WATCH

### FRESHMAN POINTS

	G	Pts	Avg
1. ▲ R.J. Barrett, 2019 [1]	38	860	22.6
2. Zion Williamson, 2019 [2]	33	746	22.6
3. <b>COOPER FLAGG, 2025</b>	<b>37</b>	<b>702</b>	<b>19.2</b>
4. Marvin Bagley III, 2018 [5]	33	694	21.0
5. Paolo Banchero, 2022	39	671	17.2
6. Jabari Parker, 2014	35	670	19.1
7. Jahliil Okafor, 2015	38	657	17.3
8. Brandon Ingram, 2016	36	624	17.3
9. Gene Banks, 1978	34	581	17.1
10. <b>KON KNUEPPPEL, 2025</b>	<b>39</b>	<b>363</b>	<b>14.4</b>

### FRESHMAN SCORING AVERAGE

	G	Pts	Avg
1. ▲ R.J. Barrett, 2019 [1-1]	38	860	22.6
▲ Zion Williamson, 2019 [1-1]	33	746	22.6
3. Marvin Bagley III, 2018 [3]	33	694	21.0
4. <b>COOPER FLAGG, 2025</b>	<b>37</b>	<b>702</b>	<b>19.2</b>
5. Jabari Parker, 2014 [7]	35	670	19.1
6. Johnny Dawkins, 1983 [12]	28	506	18.1
7. Vernon Carey Jr., 2020 [14]	31	552	17.8
8. Jahliil Okafor, 2015 [15]	38	657	17.3
Brandon Ingram, 2016 [15]	36	624	17.3
10. Paolo Banchero, 2022	39	671	17.2

Minimum 20 games played

### FRESHMAN FREE THROWS MADE

1. <b>COOPER FLAGG, 2025</b>	<b>179</b>
2. Jabari Parker, 2014	160
3. R.J. Barrett, 2019	149
4. Vernon Carey Jr., 2020	146
5. Tyus Jones, 2015	144
6. Paolo Banchero, 2022	137
7. Marvin Bagley III, 2018	131
8. Zion Williamson, 2019	130
Kyle Filipowski, 2023	130
10. Wendell Carter Jr., 2018	124

### FRESHMAN DUNKS

1. Marvin Bagley III, 2018	98
2. <b>KHAMAN MALUACH, 2025</b>	<b>77</b>
3. Zion Williamson, 2019	72
4. Jahliil Okafor, 2015	72
5. Jabari Parker, 2014	64
6. Wendell Carter Jr., 2018	58
7. Dereck Lively II, 2023	57
8. Josh McRoberts, 2006	51

▲ - ACC Freshman Record

[#] - ACC All-Time Freshman Season Rank

### FRESHMAN 3-POINT FIELD GOAL PCT.

	3FG	3FGA	Pct
1. Daniel Ewing, 2002	32	70	.457
2. A.J. Griffin, 2022	71	159	.447
3. Chris Collins, 1993	37	85	.435
4. Dariq Whitehead, 2023	42	98	.429
5. Trajan Langdon, 1995	59	138	.428
6. Jeff Capel, 1994	32	76	.421
7. Justise Winslow, 2015	46	110	.418
8. <b>ISAIAH EVANS, 2025</b>	<b>62</b>	<b>149</b>	<b>.416</b>
9. Jared McCain, 2024	87	210	.414
10. Brandon Ingram, 2016	80	195	.410

Minimum 30 three-point field goals made

### ASSIST-TO-TURNOVER RATIO (SEASON)

	A	T	A/T
1. Tre Jones (Fr.), 2019 [1-3]	192	53	3.62
2. Steve Wojciechowski (Jr.), 1997	176	58	3.03
3. Jon Scheyer (Sr.), 2010	194	65	2.98
4. Tyrese Proctor (So.), 2024	118	40	2.95
5. Tommy Amaker (So.), 1985	184	64	2.88
6. Tyus Jones (Fr.), 2015	217	76	2.86
7. Chris Duhon (Fr.), 2001	174	61	2.85
8. Jordan Goldwire (Sr.), 2021	96	34	2.82
9. Quinn Cook (So.), 2013	153	57	2.68
10. Steve Wojciechowski (Sr.), 1998	164	64	2.56

minimum 20 games played and 3.0 assist per game

### ASSIST-TO-TURNOVER RATIO (FRESHMAN)

	A	T	A/T
1. Tre Jones, 2019	192	53	3.62
2. Tyus Jones, 2015	217	76	2.86
3. Chris Duhon, 2001	174	61	2.85
4. Trevor Keels, 2022	98	45	2.18
5. Tyrese Proctor, 2023	119	58	2.05
6. Trevon Duval, 2018	207	102	2.03
7. <b>KON KNUEPPPEL, 2025</b>	<b>107</b>	<b>53</b>	<b>2.02</b>

minimum 20 games played and 2.0 assist per game

### ASSIST-TO-TURNOVER RATIO (CAREER)

	Asst	T	A/T
1. Tre Jones, 2019-20 [15]	377	131	2.88
2. Quinn Cook, 2012-15 [13]	509	202	2.52
3. Steve Wojciechowski, 1995-98 [14]	505	202	2.50
4. <b>TYRESE PROCTOR, 2023-PRES.</b>	<b>322</b>	<b>138</b>	<b>2.33</b>
5. Chris Duhon, 2001-04 [20]	819	355	2.31
6. Tommy Amaker, 1984-87	708	336	2.11
7. Jon Scheyer, 2007-10	440	211	2.09
8. Bobby Hurley, 1990-93	1,076	534	2.02
9. Bob Bender, 1978-80	332	169	1.96
10. Quinn Snyder, 1986-89	575	316	1.82

minimum 50 games played and 3.0 assist per game

### SINGLE-GAME POINTS

1. ▲ Danny Ferry (Sr.) at Miami, 12/10/1988 [1]	58
2. ■ Dick Groat (Sr.) vs. North Carolina, 2/29/1952	48
3. Dick Groat (Sr.) vs. George Washington, 2/2/1952	46
4. Jeff Mullins (Sr.) vs. Villanova, 3/13/1964	43
5. Tate Armstrong (Jr.) vs. Clemson, 2/25/1976	42
<b>COOPER FLAGG (FR.) VS. NOTRE DAME, 1/11/25</b>	<b>42</b>
7. Bob Verga (Sr.) vs. Ohio State, 12/29/1966	41
J.J. Redick (Sr.) vs. Texas, 12/10/2005	41
J.J. Redick (Sr.) at Georgetown, 1/21/2006	41
10. Dick Groat (Sr.) at South Carolina, 2/23/1952	40
Art Heyman (Sr.) vs. North Carolina, 2/23/1963	40
Tate Armstrong (Jr.) vs. NC State, 2/18/1976	40
J.J. Redick (Sr.) vs. Virginia, 1/28/2006	40

### FRESHMAN SINGLE-GAME POINTS

1. <b>▲ COOPER FLAGG VS. NOTRE DAME, 1/11/25</b>	<b>42</b>
2. Zion Williamson vs. Syracuse, 1/14/2019 [1-6]	35
Jared McCain at Florida State, 2/17/2024 [1-6]	35
3. J.J. Redick vs. Virginia, 1/15/2003 [1-11]	34
Marvin Bagley III vs. Texas, 11/24/17 [1-11]	34
5. Marvin Bagley III vs. Notre Dame, 3/8/2018 [1-17]	33
R.J. Barrett vs. Kentucky, 11/6/2018 [1-17]	33
R.J. Barrett vs. North Carolina, 2/20/2019 [1-17]	33

■ - Cameron Indoor Stadium record

▲ - ACC Record

[#] - ACC All-Time Individual Game Rank

## SEASON RESULTS

**Overall Record: 35-4 (Home: 17-0; Road: 10-1; Neutral: 8-3) | ACC Regular Season Record: 19-1 (Home: 10-0; Road: 9-1)**

Date	AP Rank	DU	OPP	Opponent	Result	High Points	High Rebounds	High Assists	High Steals	High Blocks	Attendance
N 4	7	-		MAINE	W, 96-62	Kneueppel (22)	Brown/Flagg (7)	Flagg (5)	Flagg/Gillis (3)	Maluach (3)	^ 9,314
N 8	7	-		ARMY WEST POINT	W, 100-58	Kneueppel (15)	Maluach (14)	James (4)	Flagg/James (2)	Flagg (3)	^ 9,314
N 12	6	19		vs. Kentucky - 1	L, 72-77	Flagg (26)	Flagg (11)	Foster (4)	Brown/Foster (2)	Maluach (3)	16,107
N 16	6	-		WOFFORD	W, 86-35	Proctor (15)	Flagg (9)	Flagg (6)	Flagg (3)	Flagg (2)	^ 9,314
N 22	12	17		at Arizona	W, 69-55	Flagg (24)	Brown/Flagg/Kneueppel (7)	Proctor (4)	Brown (3)	Flagg (3)	^ 14,634
N 26	11	1		vs. Kansas - 2	L, 72-75	Proctor (15)	Proctor (6)	Kneueppel (8)	Brown (5)	Foster (2)	14,757
N 29	11	-		SEATTLE	W, 70-48	Proctor (13)	Flagg (9)	Flagg (7)	Brown/James (3)	Ngongba (2)	^ 9,314
D 4	9	2		AUBURN - 3	W, 84-78	Flagg (22)	Flagg (11)	Flagg (4)	Flagg/James (3)	Flagg/James (2)	^ 9,314
D 8	9	-		at Louisville *	W, 76-65	Flagg (20)	Flagg (12)	Kneueppel (5)	Brown (3)	Brown/Flagg/James (3)	15,312
D 10	4	-		INCARNATE WORD	W, 72-46	Maluach (17)	Flagg/James (8)	Gillis (5)	Foster (2)	Flagg (1)	^ 9,314
D 17	5	-		GEORGE MASON	W, 68-47	Flagg (24)	Flagg (9)	Flagg (4)	Flagg (3)	Maluach (2)	^ 9,314
D 21	5	-		at Georgia Tech *	W, 82-56	Kneueppel (18)	Maluach (8)	Kneueppel (5)	Five players (1)	Three players (1)	8,005
D 31	4	-		VIRGINIA TECH *	W, 88-65	Flagg (24)	James (11)	Flagg (6)	Flagg (4)	Maluach (3)	^ 9,314
J 4	4	-		at SMU *	W, 89-62	Flagg (24)	Flagg (11)	James (8)	Brown/Flagg/Foster (1)	Flagg (2)	^ 7,105
J 7	4	-		PITTSBURGH *	W, 76-47	Flagg (19)	Flagg (10)	Flagg (5)	Flagg (1)	Flagg (2)	^ 9,314
J 11	4	-		NOTRE DAME *	W, 86-78	Flagg (42)	Maluach (10)	Flagg (7)	Flagg/Proctor (1)	Maluach (1)	^ 9,314
J 14	3	-		MIAMI *	W, 89-54	Kneueppel (25)	Maluach (15)	Flagg (6)	Flagg/James/Kneueppel (1)	James (3)	^ 9,314
J 18	3	-		at Boston College *	W, 88-63	Flagg (28)	James (7)	James (6)	Flagg (2)	Flagg (2)	^ 8,606
J 25	2	-		at Wake Forest *	W, 63-56	Flagg (24)	Kneueppel/Proctor (8)	Flagg (6)	Ngongba/Proctor (2)	Maluach (2)	^ 13,169
J 27	2	-		NC STATE *	W, 74-64	Flagg (28)	Maluach (8)	Flagg/James/Proctor (3)	James (3)	Maluach (2)	^ 9,314
F 1	2	-		NORTH CAROLINA *	W, 87-70	Kneueppel (22)	Flagg (8)	Flagg (7)	Flagg (3)	Flagg (2)	^ 9,314
F 5	2	-		at Syracuse *	W, 83-54	Proctor (16)	Brown (8)	James (4)	Brown (4)	Flagg/Maluach (2)	23,313
F 8	2	-		at Clemson *	L, 71-77	Proctor (23)	Flagg/Maluach (5)	James (5)	Flagg (3)	Flagg/Maluach (1)	^ 9,000
F 12	3	-		CALIFORNIA *	W, 78-57	Flagg (27)	Maluach (12)	Flagg/James/Maluach (3)	Flagg (3)	Maluach (1)	^ 9,314
F 15	3	-		STANFORD *	W, 106-70	Proctor (23)	Maluach (6)	Flagg/James (6)	Flagg/Kneueppel (2)	Maluach (1)	^ 9,314
F 17	3	-		at Virginia *	W, 80-62	Evans/Flagg/Kneueppel (17)	Flagg (14)	James/Proctor (3)	Flagg (2)	Evans/Flagg (2)	14,445
F 22	3	-		vs. Illinois - 4	W, 110-67	Evans (17)	Flagg/Maluach (7)	James (6)	Five players (1)	Maluach (1)	^ 19,812
F 25	2	-		at Miami *	W, 97-60	Kneueppel (20)	Kneueppel (5)	Flagg (6)	Kneueppel (3)	Maluach (2)	7,801
M 1	2	-		FLORIDA STATE *	W, 100-65	Evans (19)	Maluach (10)	Kneueppel (5)	Flagg (2)	Maluach (2)	^ 9,314
M 3	2	-		WAKE FOREST *	W, 93-60	Flagg (28)	Maluach (14)	Flagg (7)	Flagg/Kneueppel (2)	Flagg (3)	^ 9,314
M 8	2	-		at North Carolina *	W, 82-69	Kneueppel (17)	Flagg/Maluach (9)	Flagg (6)	James (3)	Flagg (4)	^ 21,750
M 13	1	-		vs. Georgia Tech - 5	W, 78-70	Kneueppel (28)	Maluach (9)	Kneueppel (8)	Flagg/Gillis/Kneueppel	Maluach (4)	14,116
M 14	1	-		vs. North Carolina - 5	W, 74-71	Kneueppel (17)	Maluach (9)	Kneueppel (3)	Three players (2)	Maluach (2)	18,116
M 15	1	13		vs. Louisville - 5	W, 73-62	Proctor (19)	Maluach (10)	Foster/Kneueppel (3)	Kneueppel (2)	Ngongba II (3)	15,322
M 21	1	-		vs. Mount St. Mary's - 6	W, 93-49	Proctor (19)	Ngongba II (8)	Proctor (5)	Foster/Kneueppel (2)	Ngongba II (3)	19,180
M 23	1	-		vs. Baylor - 6	W, 89-66	Proctor (25)	Flagg (9)	Flagg (6)	Gillis/James/Ngongba II (1)	Maluach/Ngongba II (2)	19,244
M 27	1	21		vs. Arizona - 7	W, 100-93	Flagg (30)	Flagg/Maluach (6)	Flagg (7)	Brown/Flagg (1)	Maluach (4)	18,617
M 27	1	7		vs. Alabama - 7	W, 85-65	Kneueppel (21)	Flagg/Maluach (9)	Kneueppel (5)	Kneueppel (3)	Maluach (2)	^ 18,793
A 5	1	2		vs. Houston - 8	L, 67-70	Flagg (27)	Flagg/Kneueppel (7)	Flagg (4)	Brown/Flagg (2)	Flagg (93)	^ 68,252

Duke/opponent AP ranking at time of game | Home games in caps

\* - denotes ACC opponent | ^ - denotes sellout

1 - State Farm Champions Classic (State Farm Arena, Atlanta, Ga.)

2 - Vegas Showdown (T-Mobile Arena, Las Vegas, Nev.)

3 - ACC/SEC Challenge

4 - SentinelOne Classic (Madison Square Garden, New York, N.Y.)

5 - ACC Tournament (Spectrum Center, Charlotte, N.C.)

6 - NCAA Tournament First Round (Lenovo Center, Raleigh, N.C.)

7 - NCAA Tournament East Regional (Prudential Center, Newark, N.J.)

8 - NCAA Tournament Final Four (Alamodome, San Antonio, Texas)

### 2024-25 ATTENDANCE FIGURES

Site	Games	Sellouts	Total	Average
Home	17	17	158,338	9,314
Away	11	6	143,140	13,013
Neutral	11	3	242,316	22,029
<b>Totals</b>	<b>39</b>	<b>26</b>	<b>543,794</b>	<b>13,943</b>

## DUKE RECORD WHEN...

Plays at home	17-0	Has more TOs than opponent	11-0	Margin is 5 pts. or less	1-3
Plays on the road	10-1	Has equal or less TOs than opponent	24-4	Margin is between 6-10	6-1
Plays at neutral site	8-3	Scores more/equal bench points	24-1	Margin is between 11-20	7-0
Record vs. the ACC (regular season)	19-1	Scores less bench points	11-3	Margin is between 21-30	11-0
Record against non-conference	13-3	Makes 5+ 3-PT. shots	34-3	Margin is more than 30	10-0
Plays an unranked opponent	30-1	No Duke player fouls out	30-3	Plays on Sunday	2-0
Plays a ranked opponent	5-3	1+ Duke player fouls out	5-1	Plays on Monday	4-0
Wins the game before	31-4	Has 20+ assists	10-0	Plays on Tuesday	7-2
Loses the game before	3-0	Wears white uniforms	21-2	Plays on Wednesday	3-0
Leads at half	31-3	Wears royal blue uniforms	5-1	Plays on Thursday	2-0
Trails at half	4-0	Wears black uniforms	3-1	Plays on Friday	5-0
Tied at half	0-1	Wears gray uniforms	1-0	Plays on Saturday	14-2
Plays an overtime game	--	Wears navy blue uniforms (Brotherhood)	2-0	Scores 59 points or less	--
Shoots 50% or better	20-1	Wears alternate white uniforms (Cameron Brotherhood)	3-0	Scores 60-69 points	3-1
Shoots less than 50%	15-3	Plays in November	5-2	Scores 70-79 points	9-3
Opponent shoots 50% or less	35-3	Plays in December	6-0	Scores 80-89 points	13-0
Shoots better than opponent	33-2	Plays in January	7-0	Scores 90-99 points	5-0
Shoots worse than opponent	2-2	Plays in February	7-1	Scores 100+ points	5-0
Has more FTs made than opponent	27-2	Plays in March	10-0	Plays on ESPN	14-3
Has equal FTs made	--	Plays in April	0-1	Plays on ESPN2	2-0
Has less FTs made than opponent	8-2	Plays during the day (before 6 p.m.)	10-0	Plays on ACC Network	11-0
Outrebounds opponent	28-1	Plays at night (after 6 p.m.)	25-4	Plays on ABC	1-0
Is outrebounded	7-3	Has a 20-pt. scorer	20-3	Plays on CBS/TBS	4-1
Has equal rebounds	--	Has a 30-pt. scorer	2-0	Plays on FOX	1-0
		Has a 40-pt. scorer	1-0	Plays on Regional Sports Networks	--
				Plays on The CW	1-0

## TEAM HIGHS & LOWS

		<b>DUKE</b>	<b>OPPONENT</b>
Points 1st Half	High	54, 2x, last vs. Mount St. Mary's (3/21/25)	42, 2x, last by Arizona (3/27/25)
	Low	25 vs. George Mason (12/17/24)	14 by Wofford (11/16/24)
Points 2nd Half	High	57, 2x, last vs. Stanford (2/15/25)	51 by Arizona (3/27/25)
	Low	26 vs. Kentucky (11/12/24)	21, 2x, last by Mount St. Mary's (3/21/25)
Total Points	High	110 vs. Illinois (2/22/25)	93 by Arizona (3/27/25)
	Low	63 at Wake Forest (1/25/25)	35 by Wofford (11/16/24)
FG Made	High	40, 2x, last vs. Illinois (2/22/25)	30, 2x, last by Arizona (3/27/25)
	Low	21, 3x, last vs. Houston (4/5/25)	10 by Seattle (11/29/24)
FG Attempted	High	73 vs. Florida State (3/1/25)	68, 2x, last by Baylor (3/23/25)
	Low	45, 2x, last vs. Baylor (3/23/25)	47 by Seattle (11/29/24)
FG Percentage 1st Half	High	.650 (13-of-20) vs. Baylor (3/23/25)	.682 (15-of-22) by Clemson (2/8/25)
	Low	.273 (9-of-33) vs. George Mason (12/17/24)	.200 (6-of-30) by Wofford (11/16/24)
FG Percentage 2nd Half	High	.692 (18-of-26) at Syracuse (2/5/25)	.643 (18-of-28) by North Carolina (2/1/25)
	Low	.286 (8-of-28) at Wake Forest (1/25/25)	.167 (4-of-24) by Seattle (11/29/24)
FG Percentage	High	.644 (29-of-45) vs. Baylor (3/23/25)	.588 (30-of-51) by Clemson (2/8/25)
	Low	.368 (21-of-57) at Wake Forest (1/25/25)	.213 (10-of-47) by Seattle (11/29/24)
3-Pt. FG Made	High	17, 2x, last vs. Miami (1/14/25)	14 by Notre Dame (1/11/25)
	Low	4, 2x, last vs. NC State (1/27/25)	2, 2x, last by Illinois (2/22/25)
3-Pt. FG Att.	High	39 vs. Wake Forest (3/3/25)	33 by Wofford (11/16/24)
	Low	13 vs. Alabama (3/29/25)	10 by Clemson (2/8/25)
3-Pt. FG Pct.	High	.600 (15-of-25) at Miami (2/25/25)	.583 (14-of-24) by Notre Dame (1/11/25)
	Low	.167 (4-of-24) vs. Kentucky (11/12/24)	.077 (2-of-26) by Illinois (2/22/25)
FT Made	High	30 vs. Notre Dame (1/11/25)	24 by Seattle (11/29/24)
	Low	4 vs. Miami (1/14/25)	2, 3x, last by Syracuse (2/5/25)
FT Attempted	High	35 vs. Notre Dame (1/11/25)	31 by Seattle (11/29/24)
	Low	7 vs. Miami (1/14/25)	2 by Miami (1/14/25)
FT Percentage	High	1.000 (15-of-15) vs. Virginia Tech (12/31/24)	1.000, 2x, last [5-of-5] by Miami (2/25/25)
	Low	.571 (4-of-7) vs. Miami (1/14/25)	.440 (11-of-25) by SMU (1/4/25)
Off. Rebounds	High	21 vs. Florida State (3/1/25)	21 by SMU (1/4/25)
	Low	3 vs. Baylor (3/23/25)	4, 3x, last by Virginia (2/17/25)
Def. Rebounds	High	37 vs. Mount St. Mary's (3/21/25)	33 vs. Kentucky (11/12/24)
	Low	15 at Clemson (2/8/25)	14 by Baylor (3/23/25)
Total Rebounds	High	50 vs. Army West Point (11/8/24)	43, 2x, last by George Mason (12/17/24)
	Low	23 at Clemson (2/8/25)	21, 2x, last by Virginia (2/17/25)
Assists	High	28 vs. Illinois (2/22/25)	22 by Kansas (11/26/24)
	Low	9 at Clemson (2/8/25)	4 by Maine (11/4/24)
Blocked Shots	High	7, 3x, last vs. Arizona (3/27/25)	8 by Kentucky (11/12/24)
	Low	1, 5x, last vs. Illinois (2/22/25)	0, 6x, last by Baylor (3/23/25)
Steals	High	12, 2x, last at Syracuse (2/5/25)	12 by Kansas (11/26/24)
	Low	1 vs. Pittsburgh (1/7/25)	0 by Florida State (3/1/25)
Turnovers	High	16, 2x, last at Wake Forest (1/25/25)	20 by Miami (2/25/25)
	Low	2 vs. Mount St. Mary's (3/21/25)	5, 2x, last by Baylor (3/23/25)
Personal Fouls	High	23, 2x, last vs. Illinois (2/22/25)	27 by Notre Dame (1/11/25)
	Low	8 vs. Miami (1/14/25)	8, 2x, last by Virginia (2/17/25)

## INDIVIDUAL GAME HIGHS

	<b>DUKE</b>	<b>OPPONENT</b>
Total Points	42 by Cooper Flagg vs. Notre Dame (1/11/25)	35 by Caleb Love, Arizona (3/27/25)
First Half Points	18, 3x, last by Cooper Flagg vs. Arizona (3/27/25)	18 by Maxime Raynaud, Stanford (2/15/25)
Second Half Points	27 by Cooper Flagg vs. Notre Dame (1/11/25)	21 by Caleb Love, Arizona (3/27/25)
FG Made	11 by Cooper Flagg vs. Notre Dame (1/11/25)	12 by Terrence Edwards Jr., Louisville (3/15/25)
FG Attempted	22 by Cooper Flagg at Arizona (11/22/24)	29 by Terrence Edwards Jr., Louisville (3/15/25)
3-Pt. FG Made	7 by Tyrese Proctor vs. Baylor (3/23/25)	6, 2x, last by LJ Cryer, Houston (4/5/25)
3-Pt. FG Attempted	14 by Tyrese Proctor vs. Louisville (3/15/25)	14 by Duncan Powell, Georgia Tech (3/13/25)
FT Made	16 by Cooper Flagg vs. Notre Dame (1/11/25)	8 by Caleb Love, Arizona (3/27/25)
FT Attempted	17 by Cooper Flagg vs. Notre Dame (1/11/25)	9, 3x, last by Caleb Love, Arizona (3/27/25)
Rebounds	15 by Khaman Maluach vs. Miami (1/14/25)	13 by Samet Yigitoglu, SMU (1/4/25)
Offensive Rebounds	7, Khaman Maluach vs. California (2/12/25)	8 by Samet Yigitoglu, SMU (1/4/25)
Defensive Rebounds	12 by Cooper Flagg at Virginia (2/17/25)	10 by Matthew-Alexander Moncrieffe, Seattle (11/29/24)
Assists	8, 3x, last by Kon Knueppel, vs. Georgia Tech (3/13/25)	9 by Dajuan Harris Jr., Kansas (11/26/24)
Turnovers	7 by Cooper Flagg at Wake Forest (1/25/25)	5, 4x, last by Mark Sears, Alabama (3/29/25)
Blocked Shots	4, 3x, last by Khaman Maluach vs. Arizona (3/27/25)	4, 2x, last by Joseph Tugler, Houston (4/5/25)
Steals	5 by Maliq Brown vs. Kansas (11/26/24)	5 by Jaden Bradley, Arizona (11/22/24)
Minutes	39, 3x, last by Kon Knueppel at North Carolina (3/8/25)	40, 8x, last by LJ Cryer, Houston (4/5/25)

## COMPARISON GAME-BY-GAME

	<i>Ist Half</i>	<i>2nd Half</i>	<i>Final</i>	<i>Margin</i>	<i>Total FG</i>	<i>FG Pct.</i>	<i>3pt. FG</i>	<i>3FG Pct.</i>	<i>FT</i>	<i>FT Pct.</i>	<i>Reb</i>	<i>Margin</i>	<i>Assists</i>	<i>Turns</i>	<i>Blocks</i>	<i>Steals</i>	<i>Fouls</i>
<b>Maine</b>	44-33	52-29	96-62	+34	35-63/21-57	.556/.368	11-29/3-14	.379/.214	15-20/17-18	.750/.944	40/27	+13	17/4*	13/14	3/0*	10/9	18/19
<b>Army</b>	43-20	*57-38	100-58	+42	35-71/21-64	.493/.328	*17-38/8-29	.447/.276	13-18/8-9	.722/.889	*50/32	+18	19/11	8/13	6/2	8/7	13/15
vs. Kentucky	46-37	*26-40	72-77	-5	28-71/25-63	.394/.397	*4-24/10-25	*.167/.400	12-17/17-24	.706/.708	44/43*	+1	12/17	7/11	6/8*	6/4	19/18
<b>Wofford</b>	51-14*	35-21*	86-35*	+51*	30-62/14-57	.484/.246	16-38/5-33	.421/.152	10-11/*2-3	.909/.667	43/29	+14	24/9	10/19*	3/0*	11/7	10/12
<b>at Arizona</b>	34-27	35-28	69-55	+14	26-61/21-53	.426/.396	9-25/6-23	.360/.261	8-13/7-11	.615/.636	43/30	+13	15/16	14/15	4/4	8/9	19/14
vs. Kansas	39-41	33-34	72-75	-3	24-48/28-57	.500/.491	11-26/8-17	.423/.471	13-18/11-12	.722/.917	25/31	-6	17/22*	*16/16	3/4	11/12*	18/14
<b>Seattle</b>	37-25	33-23	70-48	+22	23-58/*10-47	.397/.213*	10-36/4-19	.278/.211	14-19/*24-31	.737/.774	44/37	+7	18/6	13/16	4/0*	*12/6	22/18
<b>Auburn</b>	43-36	41-42	84-78*	+6	29-58/29-64	.500/.453	9-22/10-25	.409/.400	17-27/10-12	.630/.833	34/39	-5	11/17	4/8	4/3	7/4	14/20
<b>at Louisville</b>	33-37	43-28	76-65	+11	28-62/19-51	.452/.373	8-30/11-31	.267/.355	12-14/16-21	.857/.762	35/34	+1	14/10	7/15	3/1	7/4	18/16
<b>UIW</b>	28-21	44-25	72-46	+26	24-55/17-53	.436/.321	8-25/5-23	.320/.217	16-21/7-12	.762/.583	44/26	+18	16/7	13/11	*1/4	5/7	16/19
<b>George Mason</b>	*25-16	43-31	68-47	+21	*21-56/20-68	.375/.294	9-27/*2-17	.333/.18*	17-21/5-6	.810/.833	42/43*	-1	11/5	10/13	3/1	10/5	11/20
<b>at Georgia Tech</b>	41-36	41-20	82-56	+26	31-55/21-58	.564/.362	10-25/6-17	.400/.353	10-15/8-10	.667/.800	36/25	+11	20/12	10/10	3/5	5/5	13/15
<b>Virginia Tech</b>	37-27	51-38	88-65	+23	31-58/23-50	.534/.460	11-29/8-21	.379/.381	15-15/11-5	*1.000/.733	35/22	+3	19/14	9/12	4/0*	7/5	15/14
<b>at SMU</b>	41-32	48-30	89-62	+27	33-62/23-67	.532/.343	11-27/5-21	.407/.238	12-16/11-25	.750/*.440	42/41	+1	22/14	7/7	*7/3	3/2*	19/13
<b>Pittsburgh</b>	34-24	42-23	76-47	+29	26-52/18-58	.500/.310	11-20/6-20	.550/.300	13-18/5-8	.722/.625	41/26	+15	17/9	14/11	4/6	*1/11	12/17
<b>Notre Dame</b>	44-36	42-42	86-78	+8	24-45/27-57	.533/.474	8-24/*14-24	.333/.583*	*30-35/10-16	.857/.625	34/21*	+13	17/15	8/7	*1/1	2/3	18/27*
<b>Miami</b>	50-26	39-28	89-54	+35	34-62/23-59	.548/.390	*17-32/6-20	.531/.300	*4-7/*2-2	*.571/1.000*	43/22	+21*	*25/15	10/8	4/2	3/5	*8/8*
<b>at BC</b>	40-34	49-28	88-63	+25	30-57/22-49	.526/.449	8-24/5-15	.333/.333	20-25/14-26	.800/.538	36/22	+14	18/7	8/8	3/5	4/2*	21/17
<b>at Wake Forest</b>	35-22	28-34	*63-56	+7	*21-57/19-51	*.368/.373	9-32/3-18	.281/.167	12-17/15-23	.706/.652	46/29	+17	14/12	*16/10	6/3	4/8	22/19
<b>NC State</b>	33-37	41-27	74-64	+10	23-59/24-59	.390/.407	*4-20/10-22	.200/.455	24-28/6-7	.857/.857	42/27	+15	10/15	10/13	3/5	8/6	12/21
<b>North Carolina</b>	47-25	40-45	87-70	+17	28-53/26-55	.528/.473	10-20/7-19	.500/.368	21-25/11-14	.840/.786	26/31	-5	20/11	8/14	3/6	10/4	13/15
<b>at Syracuse</b>	37-23	46-31	83-52	+29	30-53/23-60	.566/.383	9-23/6-23	.391/.261	14-19/*2-4	.737/.500	32/33	-1	18/11	6/14	6/4	*12/4	13/15
at Clemson	41-35	30-42	71-77	-6*	24-55/*30-51	.436/.588*	12-24/4-10	.500/.400	11-14/13-22	.786/.591	*23/36	-13*	*9/13	9/12	2/5	8/4	*23/16
<b>California</b>	38-23	40-34	78-57	+21	27-58/20-57	.466/.351	9-25/7-23	.360/.304	15-19/10-15	.789/.667	43/31	+12	12/9	10/11	*1/5	6/6	19/16
<b>Stanford</b>	49-34	*57-36	106-70	+36	*40-64/24-63	.625/.381	14-29/12-29	.483/.414	12-13/10-13	.923/.769	37/29	+8	23/12	5/10	*1/0*	8/4	12/14
<b>at Virginia</b>	43-29	37-33	80-62	+18	31-59/20-52	.525/.385	9-23/8-22	.391/.364	9-11/14-17	.818/.824	41/21*	+20	16/13	6/5*	5/3	4/3	15/8*
vs. Illinois	*54-37	56-30	*110-67	+43	*40-72/23-61	.556/.377	12-23/*2-26	.522/.077*	18-24/19-28	.750/.679	44/30	+14	*28/10	6/9	*1/6	5/4	*23/17
<b>at Miami</b>	47-32	50-28	97-60	+37	32-57/25-64	.561/.391	15-25/5-25	*.600/.200	18-20/5-5	.900/1.000*	28/30	-2	20/13	10/20*	4/5	10/7	10/17
<b>Florida State</b>	47-30	53-35	100-65	+35	32-73/22-57	.438/.386	8-30/7-21	.267/.333	28-34/14-17	.824/.824	49/32	+17	17/8	4/14	6/3	7/0	20/25
<b>Wake Forest</b>	40-27	53-33	93-60	+33	34-72/19-58	.472/.328	14-39/6-16	.359/.375	11-13/16-20	.846/.800	45/33	+12	19/7	10/15	5/1	8/1	19/15
<b>at North Carolina</b>	43-42*	39-27	82-69	+13	31-55/25-65	.564/.391	9-19/9-27	.474/.333	11-13/10-11	.846/.909	39/26	+13	14/18	14/6	5/2	5/9	14/11
vs. Georgia Tech	26-31	52-39	78-70	+8	27-62/26-61	.435/.426	7-30/12-27	.233/.444	17-19/6-8	.895/.750	38/31	+7	14/14	8/11	*7/3	7/4	10/18
vs. North Carolina	45-24	29-47	74-71	+3	27-55/26-55	.491/.473	5-22/3-17	.227/.176	15-22/16-24	.682/.667	34/31	+3	13/13	12/13	3/4	8/8	20/17
vs. Louisville	33-38	40-24	73-62	+11	22-50/25-64	.440/.391	10-27/7-26	.370/.269	19-24/5-10	.792/.500	35/38	-3	11/11	10/11	5/2	6/3	13/19
vs. Mt. St. Mary's	54-28	39-21	93-49	+44	35-70/19-63	.500/.302	14-37/5-27	.378/.185	9-12/6-8	.750/.500	44/38	+6	22/10	*2/11	5/1	8/2	11/13
vs. Baylor	47-30	42-36	89-66	+23	29-45/25-68	*.644/.368	12-22/8-25	.545/.320	19-23/8-10	.826/.800	29/32	-3	17/9	6/5	5/0	3/2	13/16
vs. Arizona	48-42*	52-51*	100-93*	+7	33-55/30-66	.600/.455	11-19/12-26	.579/.462	23-27/21-23	.852/.913	30/27	+3	20/10	10/6	*7/1	2/6	22/24
vs. Alabama	46-37	39-28	85-65	+20	30-56/23-65	.536/.354	6-13/8-32	.462/.250	19-22/11-14	.864/.786	41/30	+11	19/14	13/11	3/5	6/9	15/18
vs. Houston	34-28	33-42	67-70	-3	*21-53/23-61	.396/.377	7-17/10-22	.412/.455	18-23/14-18	.783/.778	31/42	-11	14/10	7/9	4/6	7/6	16/16

\* Team season high

^ Team season low

## GAME REPORTS

	<i>Duke Jersey Color</i>	<i>Won Tip</i>	<i>Largest Duke Lead</i>	<i>Largest Duke Deficit</i>	<i>No. of Ties</i>	<i>No. of Lead Changes</i>	<i>Duke Led For</i>	<i>Opp. Led For</i>	<i>Game Tied For</i>	<i>Duke's First Sub(s)</i>
<b>Maine</b>	White	Duke	36	-	1	-	39:28	-	0:32	Maliq Brown
<b>Army West Point</b>	Grey	Duke	42	1	1	2	39:24	0:18	0:18	Maliq Brown
vs. Kentucky	Black	Kentucky	10	6	7	9	27:40	7:10	5:10	Maliq Brown
<b>Wofford</b>	White	Wofford	51	2	0	1	37:57	1:42	0:21	Maliq Brown
<b>at Arizona</b>	Blue	Duke	14	5	2	1	36:19	2:19	1:22	Maliq Brown/Sion James
vs. Kansas	White	Kansas	2	13	5	6	1:38	35:47	2:35	Maliq Brown/Sion James
<b>Seattle</b>	White	Duke	29	1	2	4	38:24	0:29	1:07	Maliq Brown/Isaiah Evans/Sion James
<b>Auburn</b>	White	Auburn	12	11	1	3	25:42	13:51	0:27	Maliq Brown/Caleb Foster
<b>at Louisville</b>	Blue	Louisville	13	14	2	3	8:59	29:35	1:26	Maliq Brown/Caleb Foster
<b>UIW</b>	White	Duke	31	3	1	3	35:31	1:54	1:36	Caleb Foster
<b>George Mason</b>	White	George Mason	22	-	-	-	39:02	-	0:58	Maliq Brown/Caleb Foster
<b>at Georgia Tech</b>	Blue	Duke	26	3	1	1	35:36	3:24	1:00	Maliq Brown/Isaiah Evans
<b>Virginia Tech</b>	White	Duke	28	2	4	8	30:41	4:25	4:54	Maliq Brown/Caleb Foster
<b>at SMU</b>	Navy^	Duke	27	1	0	2	39:07	0:29	0:24	Maliq Brown/Isaiah Evans
<b>Pittsburgh</b>	White	Pittsburgh	29	1	1	4	37:22	1:54	0:44	Maliq Brown
<b>Notre Dame</b>	White*	Notre Dame	18	-	-	-	39:03	-	0:57	Maliq Brown/Isaiah Evans/Caleb Foster/Mason Gillis
<b>Miami</b>	White	Miami	36	-	2	-	38:29	-	1:31	Caleb Foster/Mason Gillis
<b>at Boston College</b>	Blue	Boston College	27	7	3	5	27:20	10:21	2:19	Caleb Foster/Mason Gillis/Patrick Ngongba II
<b>at Wake Forest</b>	Navy^	Wake Forest	15	6	2	2	30:04	6:24	3:32	Mason Gillis
<b>NC State</b>	White	Duke	10	13	1	2	17:15	21:13	1:32	Mason Gillis
<b>North Carolina</b>	White*	Duke	32	-	1	-	38:05	-	1:55	Maliq Brown
<b>at Syracuse</b>	Blue	Duke	31	-	2	-	36:55	-	3:05	Maliq Brown/Isaiah Evans
at Clemson	Blue	Clemson	9	7	3	7	27:10	10:21	2:29	Maliq Brown
<b>California</b>	White	Duke	26	-	-	-	39:44	-	0:16	Maliq Brown
<b>Stanford</b>	White	Stanford	37	-	1	-	39:13	-	0:47	Maliq Brown
<b>at Virginia</b>	Black	Virginia	27	3	2	5	36:05	1:54	2:01	Maliq Brown
vs. Illinois	White*	Illinois	45	-	-	-	39:08	-	0:52	Isaiah Evans/Patrick Ngongba II
<b>at Miami</b>	Black	Miami	39	-	-	-	39:15	-	0:45	Isaiah Evans/Patrick Ngongba II
<b>Florida State</b>	White	Duke	35	-	-	-	39:26	-	0:34	Caleb Foster/Patrick Ngongba II
<b>Wake Forest</b>	White	Duke	40	2	1	3	33:53	3:44	2:23	Isaiah Evans/Patrick Ngongba II
<b>at North Carolina</b>	Black	Duke	15	7	2	2	31:04	7:14	1:42	Maliq Brown
vs. Georgia Tech	White	Duke	11	14	2	5	17:46	19:02	3:12	Maliq Brown/Isaiah Evans/Caleb Foster
vs										

## MISCELLANEOUS STATS

### GAMES AS LEADING SCORER

Cooper Flagg	17
Kon Knueppel	11
Tyrese Proctor	9
Isaiah Evans	3
Khaman Maluach	1

### GAMES AS LEADING REBOUNDER

Cooper Flagg	21
Khaman Maluach	17
Sion James	4
Kon Knueppel	4
Maliq Brown	2
Tyrese Proctor	2
Patrick Ngongba II	1

### GAMES LEADING IN ASSISTS

Cooper Flagg	20
Sion James	10
Kon Knueppel	8
Tyrese Proctor	4
Caleb Foster	2
Mason Gillis	1
Khaman Maluach	1

### DOUBLE-FIGURE SCORING GAMES

Cooper Flagg	33
Kon Knueppel	32
Tyrese Proctor	26
Khaman Maluach	17
Sion James	16
Isaiah Evans	11
Caleb Foster	8
Mason Gillis	5
Patrick Ngongba II	1

### 20+ POINT GAMES

Cooper Flagg	16
Kon Knueppel	7
Tyrese Proctor	4

### 30+ POINT GAMES

Cooper Flagg	2
--------------	---

### 40+ POINT GAMES

Cooper Flagg	1
--------------	---

### CHARGES DRAWN

Opponent	15
Duke	6
Tyrese Proctor	3
Cooper Flagg	1
Sion James	1
Patrick Ngongba II	1

### DUKE'S FIRST SUBSTITUTION

Maliq Brown	23
Caleb Foster	12
Patrick Ngongba II	11
Isaiah Evans	9
Mason Gillis	5
Sion James	3

### DUNKS

Opponent	66
Duke	168
Khaman Maluach	77
Cooper Flagg	35
Sion James	19
Patrick Ngongba II	11
Maliq Brown	10
Tyrese Proctor	8
Isaiah Evans	3
Mason Gillis	2
Kon Knueppel	2
Darren Harris	2

### SHOT CLOCK VIOLATIONS FORCED

Opponent	8
Duke	35

### OPENING TIPS CONTROLLED

Opponent	20
Duke	19
Khaman Maluach	19

### TECHNICAL FOULS (UNSPORTING)

Opponent	7
Duke	4
Cooper Flagg	1
Mason Gillis	1
Khaman Maluach	1
Jon Scheyer	1

### THREE-POINT PLAYS

Opponent	37
Duke	58
Cooper Flagg	23
Kon Knueppel	10
Sion James	9
Khaman Maluach	9
Tyrese Proctor	3
Patrick Ngongba II	2
Isaiah Evans	1
Caleb Foster	1

### FOUR-POINT PLAYS

Opponent	2
Duke	5
Cooper Flagg	2
Isaiah Evans	1
Kon Knueppel	1
Tyrese Proctor	1

### FREE THROW SHOOTING | LAST 5:00 & OVERTIME

Duke	127-154	.825
Khaman Maluach	10-10	1.000
Mason Gillis	3-3	1.000
Patrick Ngongba II	4-4	1.000
Kon Knueppel	36-38	.947
Sion James	13-14	.929
Cooper Flagg	35-41	.854
Isaiah Evans	4-5	.800
Caleb Foster	7-11	.636
Darren Harris	6-11	.545
Tyrese Proctor	6-12	.500
Cameron Sheffield	1-2	.500
Maliq Brown	0-1	.000

### LARGEST DUKE LEAD

51, 2x
[77-26, 86-35] vs. Wofford (11/16/24)

### LARGEST DUKE DEFICIT

14, 2x, last vs. Georgia Tech [12-26] (3/13/25)
---

### LARGEST HALFTIME LEAD

37 [51-14] vs. Wofford (11/16/24)
-----------------------------------

### LARGEST HALFTIME DEFICIT

5, 2x
[26-31] vs. Georgia Tech (3/13/25)
[33-38] vs. Louisville (3/15/25)

### 10+ POINT SCORING RUNS

Opponent	8
Duke	39

### LONGEST SCORING RUN

19, 2x, last vs. Mount St. Mary's (3/21/25)
---

### LONGEST SCORING RUN ALLOWED

14 by Kansas (11/26/24)
-------------------------

### LARGEST DUKE WIN

51 [86-35] vs. Wofford (11/16/24)
-----------------------------------

### LARGEST DUKE DEFEAT

6 [71-77] at Clemson (2/8/25)
-------------------------------

### LONGEST WINNING STREAK

16 (11/29/24-2/8/25)
----------------------

### LONGEST LOSING STREAK

1, 3x
(11/12/24-11/16/24; 11/26/24-11/29/24; 2/8/25-2/12/25)

### LARGEST ROAD CROWD

23,313 at Syracuse (2/5/25)
-----------------------------

### LARGEST NEUTRAL CROWD

68,252 (Alamodome, San Antonio, Texas)
--

## SPECIALTY STATS

	POINTS IN THE PAINT		POINTS OFF TURNOVERS		2ND CHANCE POINTS		FAST BREAK POINTS		BENCH POINTS	
	Duke	Opp	Duke	Opp	Duke	Opp	Duke	Opp	Duke	Opp
Maine	44	30	19	19	14	11	18	9	29	15
Army West Point	36	18	16	14	17	7	14	5	36	14
vs. Kentucky	46	26	15	9	10	9	12	10	6	25
Wofford	22	16	17	5	17	5	5	3	31	5
at Arizona	28	26	19	10	14	8	12	6	8	8
vs. Kansas	24	30	15	21*	4*	5	13	10	23	19
Seattle	22	8*	15	10	13	6	15	2	21	22
Auburn	38	34	13	1*	20	19*	16	0*	33	27
at Louisville	34	14	20	8	6	3*	12	3	18	31*
UIW	30	14	11	15	14	4	2*	5	28	12
George Mason	22	28	16	4	10	16	16	2	17	10
at Georgia Tech	38	30	12	10	8	8	10	8	19	24
Virginia Tech	38	22	18	8	17	3*	8	2	35	26
at SMU	42	24	7	10	12	15	10	5	23	12
Pittsburgh	28	20	20	10	11	5	9	7	6	16
Notre Dame	26	16	16	6	10	13	13	2	5*	17
Miami	34	22	13	14	15	4	11	9	34	8
at Boston College	38	28	10	9	14	7	5	3	26	13
at Wake Forest	20*	26	6*	12	5	3*	2*	12*	15	14
NC State	32	16	17	17	9	8	25*	10	6	25
North Carolina	32	30	19	7	9	5	10	10	8	25
at Syracuse	38	32	23	7	7	11	6	2	28	23
at Clemson	22	40	18	8	5	15	7	0*	5*	10
California	30	20	11	9	18	8	6	8	9	3*
Stanford	42	16	14	5	13	13	22	3	24	19
at Virginia	42	18	9	5	16	7	8	3	28	16
vs. Illinois	52*	40	20	8	27*	8	12	2	43	15
at Miami	34	34	27*	13	15	10	7	10	44*	17
Florida State	46	18	21	5	17	5	25*	7	30	26
Wake Forest	38	20	23	4	22	7	20	6	21	16
at North Carolina	40	28	10	16	7	5	6	7	16	28
vs. Georgia Tech	40	26	12	12	8	5	22	9	21	6
vs. North Carolina	40	44*	17	17	11	12	7	11	19	16
vs. Louisville	24	30	9	10	9	12	9	6	7	2
vs. Mount St. Mary's	36	26	18	4	16	4	17	4	41	18
vs. Baylor	30	32	7	6	2	12	17	5	20	10
vs. Arizona	42	30	13	7	11	14	5	10	14	30
vs. Alabama	40	28	15	14	9	8	6	8	8	19
vs. Houston	24	20	12	8	12	19	0	0	4	6
<b>Totals</b>	<b>1,334</b>	<b>980</b>	<b>593</b>	<b>377</b>	<b>474</b>	<b>339</b>	<b>439</b>	<b>224</b>	<b>809</b>	<b>648</b>
<b>Averages</b>	<b>34.2</b>	<b>25.1</b>	<b>15.2</b>	<b>9.7</b>	<b>12.2</b>	<b>8.7</b>	<b>11.3</b>	<b>5.7</b>	<b>20.7</b>	<b>16.6</b>

\* Team season high

^ Team season low

## THE LAST TIME IT HAPPENED | TEAM

### DUKE WAS RANKED (AP POLL)

No. 1	March 17, 2025
Top 5 (2-5)	March 3, 2025
Top 10 (6-10)	December 2, 2024
Top 25 (11-25)	November 18, 2024

### DUKE PLAYED A RANKED OPPONENT (AP POLL)

No. 1	vs. Kansas on Nov. 26, 2024
Top 5 (2-5)	vs. No. 2 Houston on April 5, 2025
Top 10 (6-10)	vs. No. 7 Alabama [85-65] on March 29, 2025
Top 25 (11-25)	vs. No. 21 Arizona on March 27, 2025

### DUKE DEFEATED A RANKED OPPONENT (AP POLL)

No. 1	vs. Gonzaga [84-81] on Nov. 26, 2021
Top 5 (2-5)	vs. No. 2 Auburn [84-78] on Dec. 4, 2024
Top 10 (6-10)	vs. No. 7 Alabama [85-65] on March 29, 2025
Top 25 (11-25)	vs. No. 21 Arizona [100-93] on March 27, 2025

### DUKE LOST TO A RANKED OPPONENT (AP POLL)

No. 1	vs. Kansas [72-75] on Nov. 26, 2024
Top 5 (2-5)	vs. No. 2 Houston [67-60] on April 5, 2025
Top 10 (6-10)	vs. No. 7 North Carolina [79-84] on March 9, 2024
Top 25 (11-25)	vs. No. 19 Kentucky [72-77] on Nov. 12, 2024

### DUKE FACED NO. 1 (AP POLL)

Home	vs. Syracuse [W, 66-60] on Feb. 22, 2014
Road	vs. North Carolina [L, 83-69] on March 7, 1993
Neutral	vs. Kansas [L, 72-75] on Nov. 26, 2024

### 100 POINTS BY A TEAM

By Duke	100 vs. Arizona (3/27/25)
By Opponent	113 by Wake Forest (2/25/20)

### 40+ POINT WIN

By Duke	44 [93-49] vs. Mt. St. Mary's (3/21/25)
By Opponent	43 [109-66] by Virginia (3/11/83)

### 30-39 POINT WIN

By Duke	33 [93-60] vs. Wake Forest (3/3/25)
By Opponent	103-73 by UNLV (4/2/90)

### OVERTIME GAME

Duke Win	98-96 at North Carolina (2/8/20)
Duke Loss	62-69 at Virginia (2/11/23)

### DOUBLE OVERTIME GAME

Duke Win	66-63 vs. Virginia Tech (12/1/69)
Duke Loss	101-113 at Wake Forest (2/25/20)

### TRIPLE OVERTIME GAME

Duke Win	73-72 vs. Clemson (2/24/82)
Duke Loss	70-68 at Virginia (2/25/58)

### WON THE GAME IN THE FINAL SECONDS

By Duke	Tyrese Proctor, 2 FT at 1.0 second Duke defeated Clemson, 72-71 (1/27/24)
By Opponent	Reece Beekman, 3FG at 1.1 seconds Virginia defeated Duke, 69-68 (2/7/22)

### WON THE GAME AT THE BUZZER

By Duke	Wendell Moore Jr., FG Duke defeated North Carolina, 98-96 [OT] (2/8/20)
By Opponent	Nathan Bain, FG Stephen F. Austin defeated Duke, 85-83 [OT] (11/26/19)

### 5 PLAYERS IN DOUBLE-FIGURE POINTS

By Duke	(5) vs. North Carolina (3/14/25)
By Opponent	(5) by NC State (3/14/24)

### 6 PLAYERS IN DOUBLE-FIGURE POINTS

By Duke	(6) vs. Virginia Tech (12/31/24)
---------	----------------------------------

### 7 PLAYERS IN DOUBLE-FIGURE POINTS

By Duke	(7) vs. Illinois (2/22/25)
---------	----------------------------

### 8 PLAYERS IN DOUBLE-FIGURE POINTS

By Duke	(8) vs. Clemson (1/27/92)
---------	---------------------------

### 9+ PLAYERS IN DOUBLE-FIGURE POINTS

By Duke	Never
---------	-------

### MADE 40-49 FIELD GOALS

By Duke	40 vs. Illinois (2/22/25)
By Opponent	42 by Florida State (2/4/06)

### MADE 50+ FIELD GOALS

By Duke	50 vs. Mercer (12/21/97)
By Opponent	Never

### MADE FEWER THAN 20 FIELD GOALS

By Duke	19 vs. Vermont (3/22/24)
By Opponent	19 by Mt. St. Mary's (3/21/25)

### HAD 70-79 FIELD GOAL ATTEMPTS

By Duke	70 vs. Mt. St. Mary's (3/21/25)
By Opponent	70 by North Carolina (2/4/23)

### HAD 80-89 FIELD GOAL ATTEMPTS

By Duke	80 at North Carolina (2/8/20)
By Opponent	80 by Syracuse (1/14/19)

### HAD 90-99 FIELD GOAL ATTEMPTS

By Duke	90 vs. Wake Forest (12/18/70)
By Opponent	91 by William & Mary (12/3/73)

### HAD 100+ FIELD GOAL ATTEMPTS

By Duke	102 vs. NC State (3/5/55)
By Opponent	100 by NC State (2/20/74)

### HAD FEWER THAN 30 FIELD GOAL ATTEMPTS

By Duke	23 vs. North Carolina (2/24/79)
By Opponent	29 by North Carolina (3/8/02)

### SHOT 60 PERCENT OR BETTER FROM THE FIELD

By Duke	.600 (33-of-55) vs. Arizona (3/27/25)
By Opponent	.604 (29-of-48) by Wake Forest (2/24/24)

### SHOT 70 PERCENT OR BETTER FROM THE FIELD

By Duke	.704 (38-of-54) vs. Davidson (11/8/13)
By Opponent	.700 (7-of-10) by Wake Forest (2/7/10)

### SHOT LESS THAN 30 PERCENT FROM THE FIELD

By Duke	.267 (16-of-60) vs. Oregon State (11/24/22)
By Opponent	.294 (20-of-68) by George Mason (12/17/24)

### MADE 10+ THREE-POINT FIELD GOALS

By Duke	11 vs. Arizona (3/27/25)
By Opponent	10 by Houston (4/5/25)

### MADE 15+ THREE-POINT FIELD GOALS

By Duke	15 at Miami (2/25/25)
By Opponent	18 by The Citadel (11/22/21)

### MADE 0 THREE-POINT FIELD GOALS

By Duke	0-4 vs. Hawai'i (12/30/89)
By Opponent	0-8 by Tennessee (11/21/11)

### HAD 30+ THREE-POINT FIELD GOAL ATTEMPTS

By Duke	37 vs. Mt. St. Mary's (3/21/25)
By Opponent	32 by Alabama (3/29/25)

### SHOT 60 PERCENT OR BETTER FROM THE 3-POINT LINE

By Duke	.600 (15-of-25) at Miami (2/25/25)
By Opponent	.667 (10-of-15) by North Carolina (2/6/21)

### SHOT 70 PERCENT OR BETTER FROM THE 3-POINT LINE

By Duke	.706 (12-of-17) vs. Virginia Tech (2/21/13)
By Opponent	.727 (8-of-11) by Georgia Tech (2/4/15)

### SHOT 80 PERCENT OR BETTER FROM THE 3-POINT LINE

By Duke	.800 (8-of-10) vs. Minnesota (11/22/12)
By Opponent	.800 (12-of-15) by N. Carolina (3/5/83)

### SHOT LESS THAN 20 PERCENT FROM THE 3-POINT LINE

By Duke	.167 (4-of-24) vs. Kentucky (11/12/24)
By Opponent	.185 (5-of-27) by Mt. St. Mary's (3/21/25)

### MADE 30-39 FREE THROWS

By Duke	30 vs. Notre Dame (1/11/25)
By Opponent	37 by Wake Forest (2/25/20)

### MADE 40+ FREE THROWS

By Duke	40 vs. Southern Illinois (11/20/08)
By Opponent	42 by Wake Forest (12/20/68)

### MADE 5 OR FEWER FREE THROWS

By Duke	4 vs. Miami (1/14/25)
By Opponent	5 by Louisville (3/15/25)

### HAD 40-49 FREE THROW ATTEMPTS

By Duke	40 vs. Georgia Tech (1/4/22)
By Opponent	40 by Florida State (3/1/06)

### HAD 50+ FREE THROW ATTEMPTS

By Duke	54 vs. Fairfield (11/14/98)
By Opponent	50 by Wake Forest (2/25/20)

### SHOT 90 PERCENT OR BETTER FROM THE FOUL LINE

By Duke	.900 (18-of-20) at Miami (2/25/25)
By Opponent	.913 (21-of-23) by Arizona (3/27/25)

### SHOT 100 PERCENT FROM THE FOUL LINE

By Duke	15-of-15 vs. Virginia Tech (12/31/24)
By Opponent	5-of-5 by Miami (2/25/25)

### HAD 50-59 REBOUNDS

By Duke	50 vs. Army West Point (11/8/24)
By Opponent	50 by North Carolina (4/2/22)

### HAD 60+ REBOUNDS

By Duke	61 vs. Saint Francis (Pa.) (12/5/17)
By Opponent	64 by North Carolina (3/5/16)

### FIVE PLAYERS FOULED OUT

By Duke	vs. Wake Forest (2/17/08)
By Opponent	by Portland State (11/24/17)

### HAD 20-29 ASSISTS

By Duke	20 vs. Arizona (3/27/25)
By Opponent	22 by Kansas (11/26/24)

### HAD 30+ ASSISTS

By Duke	32 vs. Evansville (12/20/17)
By Opponent	30 by Maryland (2/10/90)

### HAD 10+ BLOCKED SHOTS

By Duke	11 vs. Queens (12/30/23)
By Opponent	10 by Arkansas (11/29/23)

### HAD 15+ STEALS

By Duke	15 vs. USC Upstate (11/11/22)
By Opponent	15 by Miami (1/8/22)

### HAD 20+ TURNOVERS

By Duke	22 at Virginia (2/11/23)
By Opponent	20 by Miami (2/25/25)

### HAD 30+ TURNOVERS

By Duke	33 vs. Maryland (2/9/91)
By Opponent	31 by Eastern Kentucky (11/25/07)

### COMMITTED 10 OR FEWER TURNOVERS

By Duke	7 vs. Houston (4/5/25)
By Opponent	9 by Houston (4/5/25)

## THE LAST TIME IT HAPPENED | INDIVIDUAL

### 30-39 POINTS BY A PLAYER

By Duke 30, Cooper Flagg vs. Arizona (3/27/25)  
By Opp. 35, Caleb Love, Arizona (3/27/24)

### 40+ POINTS BY A PLAYER

By Duke 42, Cooper Flagg vs. Notre Dame (1/11/25)  
By Opp. 40, Bootsy Thornton, St. John's (1/24/99)

### 50+ POINTS BY A PLAYER

By Duke 58, Danny Ferry vs. Miami (12/10/88)  
By Opp. Never

### TWO PLAYERS SCORED 20 OR MORE POINTS

By Duke Cooper Flagg (30) & Kon Knueppel (20)  
vs. Arizona (3/27/25)  
By Opp. Johni Broome (20), Tahaad Pettiford (20)  
Auburn (12/4/24)

### THREE PLAYERS SCORED 20 OR MORE POINTS

By Duke Jared McCain (23), Kyle Filipowski (22),  
Jeremy Roach (20) at North Carolina (2/3/24)  
By Opp. Armando Bacot (23), Caleb Love (22),  
RJ Davis (21), Brady Manek (20), North Carolina (3/5/22)

### FOUR PLAYERS SCORED 20 OR MORE POINTS

By Duke Jabari Parker (22), Rodney Hood (22),  
Quinn Cook (21), Rasheed Sulaimon (20)  
vs. Davidson (11/8/13)  
By Opp. Armando Bacot (23), Caleb Love (22),  
RJ Davis (21), Brady Manek (20), North Carolina (3/5/22)

### TWO PLAYERS SCORED 30 OR MORE POINTS

By Duke Gerald Henderson (35), Jon Scheyer (30)  
vs. Wake Forest (2/22/09)  
By Opp. Brian Oliver (31), Dennis Scott (31)  
Georgia Tech (3/10/90)

### 10+ FIELD GOALS MADE BY A PLAYER

By Duke 10, Cooper Flagg vs. Wake Forest (3/3/25)  
By Opp. 11, Caleb Love, Arizona (3/27/25)

### 15+ FIELD GOALS MADE BY A PLAYER

By Duke 15, Matthew Hurt vs. Louisville (2/27/21)  
By Opp. 17, Al Thornton, Florida State (2/4/06)

### 20-29 FIELD GOAL ATTEMPTS BY A PLAYER

By Duke 20, Cooper Flagg vs. George Mason (12/17/24)  
By Opp. 21, Caleb Love, Arizona (3/27/25)

### 30+ FIELD GOAL ATTEMPTS BY A PLAYER

By Duke 30, RJ Barrett vs. Syracuse (1/14/19)  
By Opp. 32, Al Thornton, Florida State (2/4/06)

### PLAYER SHOT 1.000 WITH 5+ FIELD GOAL ATTEMPTS

By Duke 5-of-5, Khaman Maluach vs. Mt. St. Mary's (3/21/25)  
By Opp. 8-8, Kadin Shedrick, Virginia (2/7/22)

### PLAYER SHOT .800 WITH 10+ FIELD GOAL ATTEMPTS

By Duke 9-11 (.818), Kon Knueppel vs. Miami (1/14/25)  
By Opp. 11-13 (.846) by Hunter Sallis, Wake Forest (2/24/24)

### PLAYER SHOT .900 WITH 10+ FIELD GOAL ATTEMPTS

By Duke 9-10 (.900), Tyrese Proctor vs. Baylor (3/23/25)  
By Opp. 10-11 (.909), Armando Bacot, North Carolina (3/5/22)

### 5+ 3PT FIELD GOALS MADE BY A PLAYER

By Duke 7, Tyrese Proctor vs. Baylor (3/23/25)  
By Opp. 6, LJ Cryer, Houston (4/5/25)

### 10+ 3PT FIELD GOAL ATTEMPTS BY A PLAYER

By Duke 14, Tyrese Proctor vs. Louisville (3/5/25)  
By Opp. 11, Caleb Love, Arizona (3/27/25)

### PLAYER SHOT .800 WITH 5+ 3PT FIELD GOAL ATTEMPTS

By Duke 7-8 (.875), Tyrese Proctor  
vs. Baylor (3/23/25)  
By Opp. 4-5 (.800), Miles Kelly  
Auburn (12/4/24)

### 10+ FREE THROWS MADE BY A PLAYER

By Duke 12 by Kon Knueppel vs. Georgia Tech (3/13/25)  
By Opp. 10, Matthew Cleveland, Florida State (12/31/22)

### 15+ FREE THROWS MADE BY A PLAYER

By Duke 16, Cooper Flagg vs. Notre Dame (1/11/25)  
By Opp. 15, Bryant Crawford, Wake Forest (1/28/17)

### 10+ FREE THROWS ATTEMPTED BY A PLAYER

By Duke 10, Cooper Flagg vs. Arizona (3/27/25)  
By Opp. 10, Cormac Ryan, North Carolina (3/9/24)

### 15+ FREE THROWS ATTEMPTED BY A PLAYER

By Duke 16, Cooper Flagg vs. Notre Dame (1/11/25)  
By Opp. 17, Au'Diese Toney, Pittsburgh (1/19/21)

### 20+ FREE THROWS ATTEMPTED BY A PLAYER

By Duke 20, Christian Laettner vs. Boston U. (1/21/92)  
By Opp. 22, Buzzy Wilkinson, Virginia (3/4/54)

### PLAYER SHOT 1.000 WITH 10+ FREE THROW ATTEMPTS

By Duke 11-of-11, Jared McCain vs. NC State (3/31/24)  
By Opp. 10-of-10, Matthew Cleveland, Florida State (12/31/22)

### 10+ REBOUNDS BY A PLAYER

By Duke 10, Khaman Maluach vs. Louisville (3/15/25)  
By Opp. 12, J'Wan Roberts, Houston (4/5/25)

### 15+ REBOUNDS BY A PLAYER

By Duke 15, Khaman Maluach vs. Miami (1/14/25)  
By Opp. 16, Mohamed Diarra, NC State (3/14/24)

### 20+ REBOUNDS BY A PLAYER

By Duke 21, Marvin Bagley III vs. Florida State (12/30/17)  
By Opp. 21, Armando Bacot, North Carolina (4/2/22)

### TWO PLAYERS WITH 10 OR MORE REBOUNDS

By Duke Cooper Flagg (12), Maliq Brown (11)  
at Louisville (12/8/24)  
By Opp. Harrison Ingram (13), Armando Bacot (10)  
North Carolina (2/3/24)

### 5+ OFFENSIVE REBOUNDS BY A PLAYER

By Duke 5, Khaman Maluach vs. Louisville (3/15/25)  
By Opp. 5, Joseph Tugler, Houston (4/5/25)

### 10+ DEFENSIVE REBOUNDS BY A PLAYER

By Duke 12, Cooper Flagg at Virginia (2/17/25)  
By Opp. 10, Matthew-Alexander Moncrieffe, Seattle (11/29/24)

### 10+ ASSISTS BY A PLAYER

By Duke 10, Tyrese Proctor vs. Pittsburgh (3/9/23)  
By Opp. 10, Dajuan Harris, Kansas (11/15/22)

### 5+ BLOCKED SHOTS BY A PLAYER

By Duke 5, Kyle Filipowski vs. Queens (12/30/23)  
By Opp. 5, Yves Missi, Baylor (12/20/23)

### 10+ BLOCKED SHOTS BY A PLAYER

By Duke 10, Shelden Williams vs. Maryland (1/11/06)  
By Opp. 10, Jay Huff, Virginia (2/29/20)

### 5+ STEALS BY A PLAYER

By Duke 5, Maliq Brown vs. Kansas (11/26/24)  
By Opp. 5, Jaden Bradley, Arizona (11/22/24)

### 10+ STEALS BY A PLAYER

By Duke 11, Kenny Dennard vs. Maryland (2/3/79)  
By Opp. Never

### 40 MINUTES PLAYED IN REGULATION

By Duke Jared McCain vs. NC State (3/31/24)  
By Opp. LJ Cryer, Houston (4/5/25)

### 40+ MINUTES PLAYED IN A GAME

By Duke 42, Tyrese Proctor at Virginia (2/11/23)  
By Opp. 41, Reece Beekman, Virginia (2/11/23)

### 50+ MINUTES PLAYED IN A GAME

By Duke 53, Chip Engelland vs. Clemson (2/24/82)  
51, Vince Taylor vs. Clemson (2/24/82)  
By Opp. 53, Vince Hamilton, Clemson (2/24/82)  
52, Mike Eppley, Clemson (2/24/82)  
51, Fred Gillam, Clemson (2/24/82)

### DOUBLE-DOUBLE BY A PLAYER\*

By Duke Khaman Maluach (14/10) vs. Florida State (3/1/25)  
By Opp. J'Wan Roberts (11/12), Houston (4/5/25)

### MULTIPLE DOUBLE-DOUBLES IN A GAME\*

By Duke Cooper Flagg (13/11) & Khaman Maluach (11/14)  
vs. Army West Point (11/8/24)  
By Opp. Armando Bacot (25/10) & Harrison Ingram (21/13)  
North Carolina (2/3/24)

### 20-20 GAMES (POINTS - REBOUNDS)

By Duke 32/21, Marvin Bagley III vs. Florida State (12/30/17)  
By Opp. 26/24, Sean May, North Carolina (3/6/05)

### TRIPLE-DOUBLE BY A PLAYER^

By Duke 19/10/10, Wendell Moore Jr., vs. Army (11/12/21)  
By Opp. 16/15/10 blocks, Tree Rollins, Clemson (2/23/77)

### ALL-TIME TRIPLE-DOUBLES BY A DUKE PLAYER (5)

21/18/10 assists, Art Heyman vs. Virginia (2/28/63)  
13/12/11 assists, Gene Banks vs. Lehigh (1/9/78)  
19/11/10 blocks, Shelden Williams vs. Maryland (1/11/06)  
23/11/10 assists, RJ Barrett vs. NC State (2/16/19)  
19/10/10 assists, Wendell Moore Jr., vs. Army (11/12/21)

*\*Double-doubles are points and rebounds  
unless otherwise indicated*

*^Triple-doubles are points, rebounds, and assists  
unless indicated*

## DUKE SEASON STATS

### Game Records

Record	Overall	Home	Away	Neutral
ALL GAMES	35-4	17-0	10-1	8-3
CONFERENCE	19-1	10-0	9-1	0-0
NON-CONFERENCE	16-3	7-0	1-0	8-3

### Score by Periods

Team	1st	2nd	OT	TOT
Duke	1597	1649	0	3246
Opponents	1176	1272	0	2448

### Team Box Score

No.	Player				Total		3-Point		F-Throw		Rebounds											
		GP-GS	MIN	AVG	FG-FGA	FG%	3FG-3FGA	3FG%	FT-FTA	FT%	OFF	DEF	TOT	AVG	PF	DQ	A	TO	BLK	STL	PTS	AVG
2	FLAGG, Cooper	37-37	1134:48	30.7	239-497	.481	52-135	.385	179-213	.840	49	228	277	7.5	70	1	156	78	50	52	709	19.2
7	KNUEPPEL, Kon	39-39	1188:48	30.5	181-378	.479	84-207	.406	117-128	.914	40	116	156	4.0	83	0	107	53	6	40	563	14.4
5	PROCTOR, Tyrese	38-38	1136:55	29.9	165-365	.452	89-220	.405	51-75	.680	18	97	115	3.0	73	0	85	40	4	30	470	12.4
14	JAMES, Sion	39-32	995:51	25.5	112-217	.516	31-75	.413	81-100	.810	29	134	163	4.2	79	0	115	47	10	32	336	8.6
9	MALUACH, Khaman	39-39	827:58	21.2	136-191	.712	4-16	.250	59-77	.766	107	150	257	6.6	80	2	20	30	51	8	335	8.6
3	EVANS, Isaiah	36-3	495:26	13.8	79-183	.432	62-149	.416	26-32	.813	4	37	41	1.1	34	0	18	16	3	7	246	6.8
1	FOSTER, Caleb	38-7	531:53	14.0	70-168	.417	25-73	.342	22-35	.629	15	50	65	1.7	42	0	54	32	3	23	187	4.9
18	GILLIS, Mason	37-0	545:29	14.7	50-121	.413	33-97	.340	19-23	.826	25	71	96	2.6	50	0	30	15	0	18	152	4.1
21	NGONGBA, Patrick	30-0	315:59	10.5	46-64	.719	0-1	.000	24-33	.727	30	50	80	2.7	51	2	23	7	16	11	116	3.9
6	BROWN, Maliq	26-0	409:55	15.8	27-41	.659	4-12	.333	6-16	.375	40	55	95	3.7	46	1	40	24	9	33	64	2.5
8	HARRIS, Darren	21-0	128:14	6.1	15-41	.366	5-22	.227	8-16	.500	8	16	24	1.1	4	0	7	1	0	3	43	2.0
55	HUBBARD, Spencer	12-0	25:08	2.1	5-11	.455	3-5	.600	0-0	.000	1	1	2	0.2	2	0	3	2	0	2	13	1.1
20	BGOVICH, Neal	11-0	26:29	2.4	3-5	.600	1-3	.333	0-0	.000	1	8	9	0.8	2	0	2	1	0	3	7	0.6
13	SHEFFIELD, Cameron	13-0	29:51	2.3	1-6	.167	1-5	.200	2-4	.500	3	2	5	0.4	1	0	2	1	0	0	5	0.4
52	BORDEN, Stanley	3-0	07:16	2.4	0-1	.000	0-0	.000	0-0	.000	0	1	1	0.3	1	0	0	2	1	0	0	0.0
Team											45	57	102				14					
<b>Total</b>		<b>39</b>	<b>7800</b>		<b>1129-2289</b>	<b>.493</b>	<b>394-1020</b>	<b>.386</b>	<b>594-752</b>	<b>.790</b>	<b>415</b>	<b>1073</b>	<b>1488</b>	<b>38.2</b>	<b>618</b>	<b>6</b>	<b>662</b>	<b>363</b>	<b>153</b>	<b>262</b>	<b>3246</b>	<b>83.2</b>
<b>Opponents</b>		<b>39</b>	<b>7800</b>		<b>879-2287</b>	<b>.384</b>	<b>273-877</b>	<b>.311</b>	<b>417-572</b>	<b>.729</b>	<b>402</b>	<b>805</b>	<b>1207</b>	<b>30.9</b>	<b>647</b>	<b>10</b>	<b>443</b>	<b>443</b>	<b>119</b>	<b>206</b>	<b>2448</b>	<b>62.8</b>

### Team Statistics

	DU	OPP
<b>Scoring</b>	<b>3246</b>	<b>2448</b>
Points per game	83.2	62.8
Scoring margin	+20.5	-
<b>Field goals-att</b>	<b>1129-2289</b>	<b>879-2287</b>
Field goal pct	.493	.384
<b>3 point fg-att</b>	<b>394-1020</b>	<b>273-877</b>
3-point FG pct	.386	.311
3-pt FG made per game	10.1	7.0
<b>Free throws-att</b>	<b>594-752</b>	<b>417-572</b>
Free throw pct	.790	.729
F-Throws made per game	15.2	10.7
<b>Rebounds</b>	<b>1488</b>	<b>1207</b>
Rebounds per game	38.2	30.9
Rebounding margin	+7.2	-
<b>Assists</b>	<b>662</b>	<b>443</b>
Assists per game	17.0	11.4
<b>Turnovers</b>	<b>363</b>	<b>443</b>
Turnovers per game	9.3	11.4
Turnover margin	+2.1	-
Assist/turnover ratio	1.8	1.0
<b>Steals</b>	<b>262</b>	<b>206</b>
Steals per game	6.7	5.3
<b>Blocks</b>	<b>153</b>	<b>119</b>
Blocks per game	3.9	3.1
<b>Winning streak</b>	<b>0</b>	<b>-</b>
Home win streak	17	-
<b>Attendance</b>	<b>158338</b>	<b>143140</b>
Home games-Avg/Game	17-9314	11-13013
Neutral site-Avg/Game	-	11-22029

### Team Results

Date	Opponent		Score	Att.
11/04/2024	Maine	W	96-62	9314
11/08/2024	Army West Point	W	100-58	9314
11/12/2024	vs Kentucky	L	72-77	16107
11/16/2024	Wofford	W	86-35	9314
11/22/2024	at Arizona	W	69-55	14634
11/26/2024	vs Kansas	L	72-75	14757
11/29/2024	Seattle U	W	70-48	9314
12/04/2024	Auburn	W	84-78	9314
12/08/2024	at Louisville	W	76-65	15312
12/10/2024	UIW	W	72-46	9314
12/17/2024	George Mason	W	68-47	9314
12/21/2024	at Georgia Tech	W	82-56	8005
12/31/2024	Virginia Tech	W	88-65	9314
01/04/2025	at SMU	W	89-62	7105
01/07/2025	Pittsburgh	W	76-47	9314
01/11/2025	Notre Dame	W	86-78	9314
01/14/2025	Miami (FL)	W	89-54	9314
01/18/2025	at Boston College	W	88-63	8606
01/25/2025	at Wake Forest	W	63-56	13169
01/27/2025	NC State	W	74-64	9314
02/01/2025	North Carolina	W	87-70	9314
02/05/2025	at Syracuse	W	83-54	23313
02/08/2025	at Clemson	L	71-77	9000
02/12/2025	California	W	78-57	9314
02/15/2025	Stanford	W	106-70	9314
02/17/2025	at Virginia	W	80-62	14445
02/22/2025	vs Illinois	W	110-67	19812
02/25/2025	at Miami (FL)	W	97-60	7801
03/01/2025	Florida St.	W	100-65	9314
03/03/2025	Wake Forest	W	93-60	9314
03/08/2025	at North Carolina	W	82-69	21750
03/13/2025	vs Georgia Tech	W	78-70	14116
03/14/2025	vs North Carolina	W	74-71	18116
03/15/2025	vs Louisville	W	73-62	15322
03/21/2025	vs Mount St. Mary's	W	93-49	19180
03/23/2025	vs Baylor	W	89-66	19244
03/27/2025	vs Arizona	W	100-93	18617
03/29/2025	vs Alabama	W	85-65	18793
04/05/2025	vs Houston	L	67-70	68252

**DUKE ACC STATS**

**Game Records**

Record	Overall	Home	Away	Neutral
ALL GAMES	19-1	10-0	9-1	0-0
CONFERENCE	19-1	10-0	9-1	0-0
NON-CONFERENCE	0-0	0-0	0-0	0-0

**Score by Periods**

Team	1st	2nd	OT	TOT
Duke	820	868	0	1688
Opponents	611	643	0	1254

**Team Box Score**

No.	Player	Total			3-Point			F-Throw		Rebounds				Other								
		GP-GS	MIN	AVG	FG-FGA	FG%	3FG-3FGA	3FG%	FT-FTA	FT%	OFF	DEF	TOT	AVG	PF	DQ	A	TO	BLK	STL	PTS	AVG
2	FLAGG, Cooper	20-20	623:28	31.2	143-267	.536	33-75	.440	104-121	.860	24	117	141	7.1	40	1	87	41	25	29	423	21.2
7	KNUEPPEL, Kon	20-20	598:28	29.9	95-196	.485	50-118	.424	54-60	.900	22	55	77	3.9	42	0	49	28	5	19	294	14.7
5	PROCTOR, Tyrese	19-19	555:42	29.2	85-186	.457	38-102	.373	27-37	.730	8	45	53	2.8	33	0	42	20	2	15	235	12.4
14	JAMES, Sion	20-20	540:57	27.0	60-111	.541	15-30	.500	40-45	.889	13	72	85	4.3	39	0	70	25	8	15	175	8.8
9	MALUACH, Khaman	20-20	424:55	21.2	61-94	.649	1-9	.111	28-39	.718	63	80	143	7.2	38	1	13	17	23	3	151	7.6
3	EVANS, Isaiah	20-1	281:04	14.1	41-102	.402	32-81	.395	14-16	.875	2	24	26	1.3	18	0	10	10	3	4	128	6.4
18	GILLIS, Mason	18-0	265:44	14.8	32-64	.500	22-52	.423	13-15	.867	16	30	46	2.6	24	0	15	5	0	5	99	5.5
1	FOSTER, Caleb	19-0	220:51	11.6	26-68	.382	10-31	.323	9-13	.692	7	25	32	1.7	24	0	21	13	1	7	71	3.7
6	BROWN, Maliq	13-0	206:58	15.9	15-22	.682	3-7	.429	3-8	.375	14	29	43	3.3	21	1	21	7	4	13	36	2.8
21	NGONGBA, Patrick	18-0	164:26	9.1	21-28	.750	0-1	.000	7-10	.700	15	26	41	2.3	30	1	7	2	4	6	49	2.7
55	HUBBARD, Spencer	4-0	09:13	2.3	2-4	.500	1-1	1.000	0-0	.000	0	0	0	0.0	1	0	1	1	0	2	5	1.3
8	HARRIS, Darren	13-0	71:48	5.5	6-19	.316	0-9	.000	1-3	.333	5	7	12	0.9	3	0	5	1	0	2	13	1.0
13	SHEFFIELD, Cameron	7-0	17:27	2.5	1-2	.500	1-2	.500	2-4	.500	2	2	4	0.6	1	0	2	1	0	0	5	0.7
20	BGOVICH, Neal	6-0	13:07	2.2	2-4	.500	0-2	.000	0-0	.000	0	2	2	0.3	1	0	1	1	0	2	4	0.7
52	BORDEN, Stanley	2-0	05:50	2.9	0-1	.000	0-0	.000	0-0	.000	0	0	0	0.0	0	0	0	1	1	0	0	0.0
Team											20	28	48				8					
<b>Total</b>		<b>20</b>	<b>4000</b>		<b>590-1168</b>	<b>.505</b>	<b>206-520</b>	<b>.396</b>	<b>302-371</b>	<b>.814</b>	<b>211</b>	<b>542</b>	<b>753</b>	<b>37.7</b>	<b>315</b>	<b>4</b>	<b>344</b>	<b>181</b>	<b>76</b>	<b>122</b>	<b>1688</b>	<b>84.4</b>
<b>Opponents</b>		<b>20</b>	<b>4000</b>		<b>453-1140</b>	<b>.397</b>	<b>145-424</b>	<b>.342</b>	<b>203-291</b>	<b>.698</b>	<b>183</b>	<b>388</b>	<b>571</b>	<b>28.6</b>	<b>319</b>	<b>5</b>	<b>228</b>	<b>222</b>	<b>65</b>	<b>93</b>	<b>1254</b>	<b>62.7</b>

**Team Statistics**

	DU	OPP
<b>Scoring</b>	<b>1688</b>	<b>1254</b>
Points per game	84.4	62.7
Scoring margin	+21.7	-
<b>Field goals-att</b>	<b>590-1168</b>	<b>453-1140</b>
Field goal pct	.505	.397
<b>3 point fg-att</b>	<b>206-520</b>	<b>145-424</b>
3-point FG pct	.396	.342
3-pt FG made per game	10.3	7.3
<b>Free throws-att</b>	<b>302-371</b>	<b>203-291</b>
Free throw pct	.814	.698
F-Throws made per game	15.1	10.2
<b>Rebounds</b>	<b>753</b>	<b>571</b>
Rebounds per game	37.7	28.6
Rebounding margin	+9.1	-
<b>Assists</b>	<b>344</b>	<b>228</b>
Assists per game	17.2	11.4
<b>Turnovers</b>	<b>181</b>	<b>222</b>
Turnovers per game	9.1	11.1
Turnover margin	+2.1	-
Assist/turnover ratio	1.9	1.0
<b>Steals</b>	<b>122</b>	<b>93</b>
Steals per game	6.1	4.7
<b>Blocks</b>	<b>76</b>	<b>65</b>
Blocks per game	3.8	3.3
<b>Winning streak</b>	<b>7</b>	<b>-</b>
Home win streak	10	-
<b>Attendance</b>	<b>93140</b>	<b>128506</b>
Home games-Avg/Game	10-9314	10-12851
Neutral site-Avg/Game	-	0-0

**Team Results**

Date	Opponent	Score	Att.
12/08/2024	at Louisville	W 76-65	15312
12/21/2024	at Georgia Tech	W 82-56	8005
12/31/2024	Virginia Tech	W 88-65	9314
01/04/2025	at SMU	W 89-62	7105
01/07/2025	Pittsburgh	W 76-47	9314
01/11/2025	Notre Dame	W 86-78	9314
01/14/2025	Miami (FL)	W 89-54	9314
01/18/2025	at Boston College	W 88-63	8606
01/25/2025	at Wake Forest	W 63-56	13169
01/27/2025	NC State	W 74-64	9314
02/01/2025	North Carolina	W 87-70	9314
02/05/2025	at Syracuse	W 83-54	23313
02/08/2025	at Clemson	L 71-77	9000
02/12/2025	California	W 78-57	9314
02/15/2025	Stanford	W 106-70	9314
02/17/2025	at Virginia	W 80-62	14445
02/25/2025	at Miami (FL)	W 97-60	7801
03/01/2025	Florida St.	W 100-65	9314
03/03/2025	Wake Forest	W 93-60	9314
03/08/2025	at North Carolina	W 82-69	21750

## DUKE NCAA TOURNAMENT STATS

### Game Records

Record	Overall	Home	Away	Neutral
ALL GAMES	4-1	0-0	0-0	4-1
CONFERENCE	0-0	0-0	0-0	0-0
NON-CONFERENCE	4-1	0-0	0-0	4-1

### Score by Periods

Team	1st	2nd	OT	TOT
Duke	229	205	0	434
Opponents	165	178	0	343

### Team Box Score

No.	Player	Total					3-Point		F-Throw		Rebounds				PF DQ A TO BLK STL PTS AVG							
		GP-GS	MIN	AVG	FG-FGA	FG%	3FG-3FGA	3FG%	FT-FTA	FT%	OFF	DEF	TOT	AVG	PF	DQ	A	TO	BLK	STL	PTS	AVG
2	FLAGG, Cooper	5-5	159:51	32.0	34-77	.442	9-18	.500	28-31	.903	5	33	38	7.6	7	0	25	9	10	3	105	21.0
5	PROCTOR, Tyrese	5-5	164:47	33.0	27-45	.600	16-29	.552	5-9	.556	0	11	11	2.2	10	0	14	5	0	3	75	15.0
7	KNUEPPEL, Kon	5-5	154:06	30.8	22-41	.537	10-18	.556	21-23	.913	5	15	20	4.0	11	0	15	6	0	6	75	15.0
9	MALUACH, Khaman	5-5	114:45	22.9	21-25	.840	1-1	1.000	9-10	.900	6	19	25	5.0	13	0	4	4	9	2	52	10.4
14	JAMES, Sion	5-5	133:09	26.6	12-29	.414	4-11	.364	12-16	.750	6	15	21	4.2	9	0	10	6	0	2	40	8.0
21	NGONGBA, Patrick	5-0	57:03	11.4	8-10	.800	0-0	.000	10-13	.769	1	11	12	2.4	11	1	8	1	5	2	26	5.2
1	FOSTER, Caleb	5-0	65:22	13.1	9-15	.600	4-6	.667	1-3	.333	0	10	10	2.0	5	0	8	2	0	2	23	4.6
8	HARRIS, Darren	2-0	13:28	6.7	3-6	.500	1-3	.333	0-0	.000	0	5	5	2.5	0	0	0	0	0	0	7	3.5
18	GILLIS, Mason	5-0	60:55	12.2	4-10	.400	3-9	.333	2-2	1.000	3	11	14	2.8	6	0	3	1	0	2	13	2.6
3	EVANS, Isaiah	5-0	38:48	7.8	4-15	.267	1-10	.100	0-0	.000	1	2	3	0.6	1	0	0	0	0	0	9	1.8
20	BEOVICH, Neal	2-0	06:50	3.4	1-1	1.000	1-1	1.000	0-0	.000	1	1	2	1.0	0	0	0	0	0	1	3	1.5
6	BROWN, Maliq	3-0	21:20	7.1	2-2	1.000	0-0	.000	0-0	.000	4	1	5	1.7	4	0	4	2	0	3	4	1.3
55	HUBBARD, Spencer	2-0	04:48	2.4	1-2	.500	0-1	.000	0-0	.000	0	0	0	0.0	0	0	1	0	0	0	2	1.0
13	SHEFFIELD, Cameron	2-0	04:48	2.4	0-1	.000	0-1	.000	0-0	.000	0	0	0	0.0	0	0	0	0	0	0	0	0.0
Team											2	7	9					1				
<b>Total</b>		<b>5</b>	<b>1000</b>		<b>148-279</b>	<b>.530</b>	<b>50-108</b>	<b>.463</b>	<b>88-107</b>	<b>.822</b>	<b>34</b>	<b>141</b>	<b>175</b>	<b>35.0</b>	<b>77</b>	<b>1</b>	<b>92</b>	<b>37</b>	<b>24</b>	<b>26</b>	<b>434</b>	<b>86.8</b>
<b>Opponents</b>		<b>5</b>	<b>1000</b>		<b>120-323</b>	<b>.372</b>	<b>43-132</b>	<b>.326</b>	<b>60-73</b>	<b>.822</b>	<b>66</b>	<b>103</b>	<b>169</b>	<b>33.8</b>	<b>87</b>	<b>1</b>	<b>53</b>	<b>42</b>	<b>13</b>	<b>24</b>	<b>343</b>	<b>68.6</b>

### Team Statistics

	DU	OPP
<b>Scoring</b>	<b>434</b>	<b>343</b>
Points per game	86.8	68.6
Scoring margin	+18.2	-
<b>Field goals-att</b>	<b>148-279</b>	<b>120-323</b>
Field goal pct	.530	.372
<b>3 point fg-att</b>	<b>50-108</b>	<b>43-132</b>
3-point FG pct	.463	.326
3-pt FG made per game	10.0	8.6
<b>Free throws-att</b>	<b>88-107</b>	<b>60-73</b>
Free throw pct	.822	.822
F-Throws made per game	17.6	12.0
<b>Rebounds</b>	<b>175</b>	<b>169</b>
Rebounds per game	35.0	33.8
Rebounding margin	+1.2	-
<b>Assists</b>	<b>92</b>	<b>53</b>
Assists per game	18.4	10.6
<b>Turnovers</b>	<b>37</b>	<b>42</b>
Turnovers per game	7.4	8.4
Turnover margin	+1.0	-
Assist/turnover ratio	2.5	1.3
<b>Steals</b>	<b>26</b>	<b>24</b>
Steals per game	5.2	4.8
<b>Blocks</b>	<b>24</b>	<b>13</b>
Blocks per game	4.8	2.6
<b>Winning streak</b>	<b>0</b>	<b>-</b>
Home win streak	0	-
<b>Attendance</b>	<b>0</b>	<b>0</b>
Home games-Avg/Game	0-0	0-0
Neutral site-Avg/Game	-	5-28817

### Team Results

Date	Opponent		Score	Att.
03/21/2025	vs Mount St. Mary's	W	93-49	19180
03/23/2025	vs Baylor	W	89-66	19244
03/27/2025	vs Arizona	W	100-93	18617
03/29/2025	vs Alabama	W	85-65	18793
04/05/2025	vs Houston	L	67-70	68252



# DUKE BASKETBALL

## 2024-25 RADIO/TV ROSTER



**1 • CALEB FOSTER**  
G | 6-5 | 197 | So.  
Harrisburg, N.C.  
Notre Dame (Calif.)



**2 • COOPER FLAGG**  
G/F | 6-9 | 205 | Fr.  
Newport, Maine  
Montverde Academy



**3 • ISAIAH EVANS**  
G/F | 6-6 | 175 | Fr.  
Fayetteville, N.C.  
North Mecklenburg HS



**5 • TYRESE PROCTOR**  
G | 6-6 | 183 | Jr.  
Sydney, Australia  
NBA Global Academy



**6 • MALIQ BROWN**  
F | 6-9 | 222 | Jr.  
Culpeper, Va.  
Blue Ridge HS  
Syracuse Univ.




**7 • KON KNUEPPPEL**  
G/F | 6-7 | 217 | Fr.  
Milwaukee, Wis.  
Wisconsin Lutheran HS



**8 • DARREN HARRIS**  
G/F | 6-6 | 203 | Fr.  
Herndon, Va.  
St. Paul VI Catholic HS



**9 • KHAMAN MALUACH**  
C | 7-2 | 250 | Fr.  
Rumbek, South Sudan  
NBA Academy Africa



**13 • CAMERON SHEFFIELD**  
G/F | 6-6 | 204 | Gr.  
Alpharetta, Ga.  
Chattahoochee HS  
Rice Univ.



**14 • SION JAMES**  
G | 6-6 | 220 | Gr.  
Sugar Hill, Ga.  
Lanier HS  
Tulane Univ.



**18 • MASON GILLIS**  
F | 6-6 | 225 | Gr.  
New Castle, Ind.  
New Castle HS  
Purdue Univ.



**20 • NEAL BEGOVICH**  
F | 6-9 | 230 | Gr.  
San Francisco, Calif.  
St. Ignatius College Prep  
Stanford Univ.



**21 • PATRICK NGONGBA II**  
C | 6-11 | 250 | Fr.  
Manassas, Va.  
St. Paul VI Catholic HS




**52 • STANLEY BORDEN**  
C | 7-0 | 241 | Sr.  
Istanbul, Turkey  
Istanbul Int'l Community School




**55 • SPENCER HUBBARD**  
G | 5-8 | 157 | Gr.  
Los Angeles, Calif.  
Harvard Westlake HS




**JON SCHEYER**  
Head Coach  
Duke '10  
12th Season at Duke / 3rd as Head Coach



**CHRIS CARRAWELL**  
Associate Head Coach  
Duke '00  
7th Season at Duke



**WILL AVERY**  
Assistant Coach  
Duke '23  
2nd Season at Duke



**EMANUEL DILDY**  
Assistant Coach  
Eastern Illinois '05  
2nd Season at Duke



**JUSTIN ROBINSON**  
Director of Player Development  
Duke '19  
2nd Season at Duke